CFR 47 FCC PART 15 SUBPART C

TEST REPORT

For

LTE Smart Phone

FCC ID: 2ADINS6006L
Model Name: S6006L, NUU X7, X7

Report Number: 4791221995-1-RF-1
Issue Date: July 24, 2024

Prepared for

Sun Cupid Technology (HK) Ltd.
16/F, CEO Tower, 77 Wing Hong Street, Cheung Sha Wan, Kowloon, Hong Kong

Prepared by

UL Verification Services (Guangzhou) Co., Ltd, Song Shan Lake Branch

Building 10, Innovation Technology Park, No. 1, Li Bin Road, Song Shan Lake Hi-Tech Development Zone Dongguan, 523808, People's Republic of China

Tel: +86 769 22038881
Fax: +86 769 33244054
Website: www.ul.com

The results reported herein have been performed in accordance with the laboratory's terms of accreditation. This report shall not be reproduced except in full without the written approval of the Laboratory. The results in this report apply to the test sample(s) mentioned above at the time of the testing period only and are not to be used to indicate applicability to other similar products.

Revision History

Rev.	Issue Date	Revisions	Revised By
V0	July 24, 2024	Initial Issue	

This report shall not be reproduced except in full, without the written approval of UL Verification Services (Guangzhou) Co., Ltd, Song Shan Lake Branch.

Summary of Test Results

Test Item	Clause	Limit/Requirement	Result
Antenna Requirement	N/A	FCC Part 15.203/15.247 (c)	Pass
AC Power Line Conducted Emission	ANSI C63.10-2013, Clause 6.2	FCC Part 15.207	Pass
Conducted Output Power	ANSI C63.10-2013, Clause 11.9.1.3	FCC Part 15.247 (b)(3)	Pass
6dB Bandwidth and 99% Occupied Bandwidth	ANSI C63.10-2013, Clause 11.8.1	FCC Part 15.247 (a)(2)	Pass
Power Spectral Density	ANSI C63.10-2013, Clause 11.10.2	FCC Part 15.247 (e)	Pass
Conducted Band edge and spurious emission	ANSI C63.10-2013, Clause 11.11	FCC Part 15.247(d)	Pass
Radiated Band edge and Spurious Emission	ANSI C63.10-2013, Clause 11.12 & Clause 11.13	FCC Part 15.247 (d) FCC Part 15.205/15.209	Pass
Duty Cycle	ANSI C63.10-2013, Clause 11.6	None; for reporting purposes only.	Pass

*This test report is only published to and used by the applicant, and it is not for evidence purpose in China.
*The measurement result for the sample received is <Pass> according to <CFR 47 FCC PART 15 SUBPART C> when <Simple Acceptance> decision rule is applied.

This report shall not be reproduced except in full, without the written approval of UL Verification Services (Guangzhou) Co., Ltd, Song Shan Lake Branch.

CONTENTS

1. ATTESTATION OF TEST RESULTS 6

2. TEST METHODOLOGY 7

3. FACILITIES AND ACCREDITATION 7

4. CALIBRATION AND UNCERTAINTY 8

4.1. MEASURING INSTRUMENT CALIBRATION 8

4.2. MEASUREMENT UNCERTAINTY 8

5. EQUIPMENT UNDER TEST 9

5.1. DESCRIPTION OF EUT 9

5.2. CHANNEL LIST 10

5.3. MAXIMUM POWER 11

5.4. TEST CHANNEL CONFIGURATION 11

5.5. THE WORSE CASE POWER SETTING PARAMETER 11

5.6. WORST-CASE CONFIGURATIONS 12

5.7. DESCRIPTION OF AVAILABLE ANTENNAS 13

5.8. SUPPORT UNITS FOR SYSTEM TEST 13

5.9. SETUP DIAGRAM 13

6. MEASURING EQUIPMENT AND SOFTWARE USED 14

7. ANTENNA PORT TEST RESULTS 17

7.1. CONDUCTED OUTPUT POWER 17

7.2. 6DB BANDWIDTH AND 99% OCCUPIED BANDWIDTH 18

7.3. POWER SPECTRAL DENSITY 20

7.4. CONDUCTED BAND EDGE AND SPURIOUS EMISSION 22

7.5. DUTY CYCLE 24

8. RADIATED TEST RESULTS 25

8.1. RESTRICTED BANDEDGE 33

8.2. SPURIOUS EMISSIONS(1 GHZ~3 GHZ) 49

8.3. SPURIOUS EMISSIONS(3 GHZ~18 GHZ) 55

8.1. SPURIOUS EMISSIONS(18 GHZ~26 GHZ)SPURIOUS EMISSIONS(30 MHZ~1 GHZ) 79

8.2. SPURIOUS EMISSIONS(9 KHZ~30 MHZ) 81

8.3. SPURIOUS EMISSIONS(30 MHZ~1 GHZ) 84

9. ANTENNA REQUIREMENT 86

This report shall not be reproduced except in full, without the written approval of UL Verification Services (Guangzhou) Co., Ltd, Song Shan Lake Branch.

10. AC POWER LINE CONDUCTED EMISSION 87

11. TEST DATA.....91

11.1. APPENDIX A: DTS BANDWIDTH.....91
11.1.1. Test Result.....91
11.1.2. Test Graphs.....92

11.2. APPENDIX B: OCCUPIED CHANNEL BANDWIDTH.....96
11.2.1. Test Result.....96
11.2.2. Test Graphs.....97

11.3. APPENDIX C: MAXIMUM CONDUCTED OUTPUT POWER.....101
11.3.1. Test Result.....101

11.4. APPENDIX D: MAXIMUM POWER SPECTRAL DENSITY.....102
11.4.1. Test Result.....102
11.4.2. Test Graphs.....103

11.5. APPENDIX E: BAND EDGE MEASUREMENTS.....107
11.5.1. Test Result.....107
11.5.2. Test Graphs.....108

11.6. APPENDIX F: CONDUCTED SPURIOUS EMISSION 111
11.6.1. Test Result.....111
11.6.2. Test Graphs.....112

11.7. APPENDIX G: DUTY CYCLE.....124
11.7.1. Test Result.....124
11.7.2. Test Graphs.....125

APPENDIX: PHOTOGRAPHS OF TEST CONFIGURATION 127

APPENDIX: PHOTOGRAPHS OF THE EUT.....127

This report shall not be reproduced except in full, without the written approval of UL Verification Services (Guangzhou) Co., Ltd, Song Shan Lake Branch.

1. ATTESTATION OF TEST RESULTS

Applicant Information

Company Name:	Sun Cupid Technology (HK) Ltd.
Address:	16/F, CEO Tower, 77 Wing Hong Street, Cheung Sha Wan, Kowloon, Hong Kong

Manufacturer Information

Company Name:	Sun Cupid Technology (HK) Ltd.
Address:	16/F, CEO Tower, 77 Wing Hong Street, Cheung Sha Wan, Kowloon, Hong Kong

EUT Information

EUT Name:	LTE Smart Phone
Model:	S6006L
Series Model:	NUU X7, X7
Model Difference:	NUU X7, X7 have the same technical construction including circuit diagram, PCB Layout, components and component layout, all electrical construction and mechanical construction with S6006L. The difference lies only the model number. all these changes do not degrade the unwanted emissions of the certified product.
Sample Received Date:	March 26, 2024
Sample Status:	Normal
Sample ID:	7066315
Date of Tested:	May 5, 2024 to July 24, 2024

APPLICABLE STANDARDS	
STANDARD	**TEST RESULTS**
CFR 47 FCC PART 15 SUBPART C	**Pass**

Prepared By:

James Qin

Project Engineer

Checked By:

Denny Huang

Senior Project Engineer

Approved By:

Stephen Guo

Operations Manager

This report shall not be reproduced except in full, without the written approval of UL Verification Services (Guangzhou) Co., Ltd, Song Shan Lake Branch.

2. TEST METHODOLOGY

All tests were performed in accordance with the standard CFR 47 FCC PART 15 SUBPART C, KDB 558074 D01 15.247 Meas Guidance v05r02, KDB 414788 D01 Radiated Test Site v01r01, KDB 662911 D01 Multiple Transmitter Output v02r01, CFR 47 FCC Part 2, ANSI C63.10-2013.

3. FACILITIES AND ACCREDITATION

Accreditation Certificate	**A2LA (Certificate No.: 4102.01)** UL Verification Services (Guangzhou) Co., Ltd. Song Shan Lake Branch. has been assessed and proved to be in compliance with A2LA. **FCC (FCC Designation No.: CN1187)** UL Verification Services (Guangzhou) Co., Ltd. Song Shan Lake Branch. Has been recognized to perform compliance testing on equipment subject to the Commission's Declaration of Conformity (DoC) and Certification rules **ISED (Company No.: 21320)** UL Verification Services (Guangzhou) Co., Ltd. Song Shan Lake Branch. has been registered and fully described in a report filed with ISED. The Company Number is 21320 and the test lab Conformity Assessment Body Identifier (CABID) is CN0046. **VCCI (Registration No.: G-20192, C-20153, T-20155 and R-20202)** UL Verification Services (Guangzhou) Co., Ltd. Song Shan Lake Branch. has been assessed and proved to be in compliance with VCCI, the Membership No. is 3793. Facility Name: Chamber D, the VCCI registration No. is G-20192 and R-20202 Shielding Room B, the VCCI registration No. is C-20153 and T-20155

Note 1:
All tests measurement facilities use to collect the measurement data are located at Building 10, Innovation Technology Park, No. 1, Li Bin Road, Song Shan Lake Hi-Tech Development Zone Dongguan, 523808, People's Republic of China.

Note 2:
The test anechoic chamber in UL Verification Services (Guangzhou) Co., Ltd.
Song Shan Lake Branch had been calibrated and compared to the open field sites and the test anechoic chamber is shown to be equivalent to or worst case from the open field site.

Note 3:
For below 30 MHz, lab had performed measurements at test anechoic chamber and comparing to measurements obtained on an open field site. And these measurements below 30 MHz had been correlated to measurements performed on an OFS.

This report shall not be reproduced except in full, without the written approval of UL Verification Services (Guangzhou) Co., Ltd, Song Shan Lake Branch.

4. CALIBRATION AND UNCERTAINTY

4.1. MEASURING INSTRUMENT CALIBRATION

The measuring equipment utilized to perform the tests documented in this report has been calibrated in accordance with the manufacturer's recommendations and is traceable to recognized national standards.

4.2. MEASUREMENT UNCERTAINTY

Where relevant, the following measurement uncertainty levels have been estimated for tests performed on the apparatus:

Test Item	Uncertainty
Conduction emission	3.62 dB
Radiated Emission (Included Fundamental Emission) (9 kHz ~ 30 MHz)	2.2 dB
Radiated Emission (Included Fundamental Emission) (30 MHz ~ 1 GHz)	4.00 dB
Radiated Emission (Included Fundamental Emission) (1 GHz to 26 GHz)	5.78 dB (1 GHz ~ 18 GHz)
	5.23 dB (18 GHz ~ 26 GHz)
Duty Cycle	±0.028%
DTS and 99% Occupied Bandwidth	±0.0196%
Maximum Conducted Output Power	±0.686 dB
Maximum Power Spectral Density Level	±0.743 dB
Conducted Band-edge Compliance	±1.328 dB
Conducted Unwanted Emissions In Non-restricted Frequency Bands	±0.746 dB (9 kHz ~ 1 GHz)
	±1.328dB (1 GHz ~ 26 GHz)
Note: This uncertainty represents an expanded uncertainty expressed at approximately the 95% confidence level using a coverage factor of k=2.	

This report shall not be reproduced except in full, without the written approval of UL Verification Services (Guangzhou) Co., Ltd, Song Shan Lake Branch.

5. EQUIPMENT UNDER TEST

5.1. DESCRIPTION OF EUT

EUT Name	LTE Smart Phone
Model	S6006L

Frequency Band:	2400 MHz to 2483.5 MHz
Frequency Range:	2412 MHz to 2462 MHz
Support Standards:	CFR 47 FCC PART 15 SUBPART C
Type of Modulation:	IEEE 802.11b: DSSS(CCK, DQPSK, DBPSK) IEEE 802.11g/n: OFDM(64-QAM, 16-QAM, QPSK, BPSK)
Data Rate:	IEEE 802.11b: Up to 11 Mbps IEEE 802.11g: Up to 54 Mbps IEEE 802.11n: Up to MCS7
Radio Technology:	IEEE 802.11b/g/n HT20/11n HT40
Antenna Type:	FPC Antenna
Antenna Gain:	2.97 dBi
Normal Test Voltage:	3.8 Vdc
EUT Test software:	MTK

EUT configurations:

Material type	First resources material information		Second resources material information	
	Part number	Supplier	Part number	Supplier
MODU(Baseband chips)	MT6761V/WBA	MTK	MT8766V/WBA	MTK

This report shall not be reproduced except in full, without the written approval of UL Verification Services (Guangzhou) Co., Ltd, Song Shan Lake Branch.

5.2. CHANNEL LIST

Channel List For Bandwidth=20 MHz							
Channel	Frequency (MHz)	Channel	Frequency (MHz)	Channel	Frequency (MHz)	Channel	Frequency (MHz)
1	2412	4	2427	7	2442	10	2457
2	2417	5	2432	8	2447	11	2462
3	2422	6	2437	9	2452	/	/

Channel List For Bandwidth=40 MHz							
Channel	Frequency (MHz)	Channel	Frequency (MHz)	Channel	Frequency (MHz)	Channel	Frequency (MHz)
3	2422	5	2432	7	2442	9	2452
4	2427	6	2437	8	2447	/	/

This report shall not be reproduced except in full, without the written approval of UL Verification Services (Guangzhou) Co., Ltd, Song Shan Lake Branch.

5.3. MAXIMUM POWER

IEEE Std. 802.11	Frequency (MHz)	Channel Number	Maximum Conducted AVG Output Power (dBm)
b	2412 ~ 2462	1-11[11]	14.56
g	2412 ~ 2462	1-11[11]	14.34
n HT20	2412 ~ 2462	1-11[11]	14.38
n HT40	2422 ~ 2452	3-9[7]	13.20

5.4. TEST CHANNEL CONFIGURATION

IEEE Std. 802.11	Test Channel Number	Frequency
b	CH 1(Low Channel), CH 6(MID Channel), CH 11(High Channel)	2412 MHz, 2437 MHz, 2462 MHz
g	CH 1(Low Channel), CH 6(MID Channel), CH 11(High Channel)	2412 MHz, 2437 MHz, 2462 MHz
n HT20	CH 1(Low Channel), CH 6(MID Channel), CH 11(High Channel)	2412 MHz, 2437 MHz, 2462 MHz
n HT40	CH 3(Low Channel), CH 6(MID Channel), CH 9(High Channel)	2422 MHz, 2437 MHz, 2452 MHz

5.5. THE WORSE CASE POWER SETTING PARAMETER

The Worse Case Power Setting Parameter under 2400 ~ 2483.5MHz Band							
Test Software		MTK					
Modulation Mode	Transmit Antenna Number	Test Channel					
		NCB: 20MHz			NCB: 40MHz		
		CH 1	CH 6	CH 11	CH 3	CH 6	CH 9
802.11b	3	14.5	16.5	16.5	/		
802.11g	3	17	17	17			
802.11n HT20	3	17	17	17			
802.11n HT40	3	/			16	16	14.5

This report shall not be reproduced except in full, without the written approval of UL Verification Services (Guangzhou) Co., Ltd, Song Shan Lake Branch.

5.6. WORST-CASE CONFIGURATIONS

The EUT was tested in the following configuration(s):

Controlled in test mode using a software application on the EUT supplied by customer. The application was used to enable a continuous transmission and to select the mode, test channels, bandwidth, data rates as required.

Test channels referring to section 5.4.

Maximum power setting referring to section 5.5.

Worst-case data rates as provided by the client were:

802.11b mode: 1 Mbps
802.11g mode: 6 Mbps
802.11n HT20 mode: MCS0
802.11n HT40 mode: MCS0

802.11b/g/n HT20/HT40 only support SISO mode.

The measured additional path loss was included in any path loss calculations for all RF cable used during tested.

Note:

1. Based on preliminary testing, there were no significant differences between the two models and therefore model [MT6761 version] was fully tested.

This report shall not be reproduced except in full, without the written approval of UL Verification Services (Guangzhou) Co., Ltd, Song Shan Lake Branch.

5.7. DESCRIPTION OF AVAILABLE ANTENNAS

Antenna	Frequency (MHz)	Antenna Type	MAX Antenna Gain (dBi)
3	2412-2462	FPC Antenna	2.97

Test Mode	Transmit and Receive Mode	Description
IEEE 802.11b	☒1TX, 1RX	ANT 3 can be used as transmitting/receiving antenna.
IEEE 802.11g	☒1TX, 1RX	ANT 3 can be used as transmitting/receiving antenna.
IEEE 802.11n HT20	☒1TX, 1RX	ANT 3 can be used as transmitting/receiving antenna.
IEEE 802.11n HT40	☒1TX, 1RX	ANT 3 can be used as transmitting/receiving antenna.
Note: 1.BT&WLAN 2.4G, WLAN 2.4G & WLAN 5G can't transmit simultaneously. (declared by client)		

5.8. SUPPORT UNITS FOR SYSTEM TEST

The EUT has been tested as an independent unit

5.9. SETUP DIAGRAM

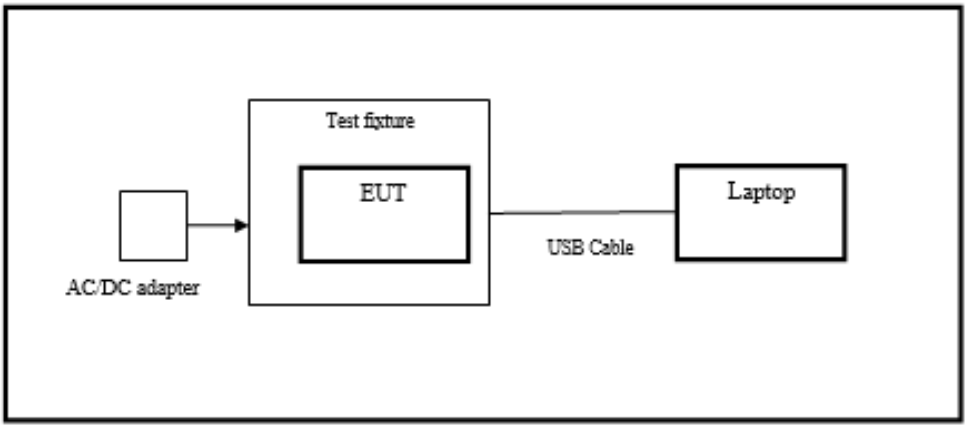

This report shall not be reproduced except in full, without the written approval of UL Verification Services (Guangzhou) Co., Ltd, Song Shan Lake Branch.

6. MEASURING EQUIPMENT AND SOFTWARE USED

R&S TS 8997 Test System					
Equipment	Manufacturer	Model No.	Serial No.	Last Cal.	Due. Date
Power sensor, Power Meter	R&S	OSP120	100921	Mar.25,2024	Mar.24,2025
Vector Signal Generator	R&S	SMBV100A	261637	Oct.12, 2023	Oct.11, 2024
Signal Generator	R&S	SMB100A	178553	Oct.12, 2023	Oct.11, 2024
Signal Analyzer	R&S	FSV40	101118	Oct.12, 2023	Oct.11, 2024

Software			
Description	Manufacturer	Name	Version
For R&S TS 8997 Test System	Rohde & Schwarz	EMC 32	10.60.10

Tonsend RF Test System					
Equipment	Manufacturer	Model No.	Serial No.	Last Cal.	Due. Date
Wideband Radio Communication Tester	R&S	CMW500	155523	Oct.12, 2023	Oct.11, 2024
Wireless Connectivity Tester	R&S	CMW270	1201.0002N75-102	Sep.25, 2023	Sep.24, 2024
PXA Signal Analyzer	Keysight	N9030A	MY55410512	Oct.12, 2023	Oct.11, 2024
MXG Vector Signal Generator	Keysight	N5182B	MY56200284	Oct.12, 2023	Oct.11, 2024
MXG Vector Signal Generator	Keysight	N5172B	MY56200301	Oct.12, 2023	Oct.11, 2024
DC power supply	Keysight	E3642A	MY55159130	Oct.12, 2023	Oct.11, 2024
Temperature & Humidity Chamber	SANMOOD	SG-80-CC-2	2088	Oct.12, 2023	Oct.11, 2024
Attenuator	Aglient	8495B	2814a12853	Oct.12, 2023	Oct.11, 2024
RF Control Unit	Tonscend	JS0806-2	23B80620666	Mar.25,2024	Mar.24,2025

Software			
Description	Manufacturer	Name	Version
Tonsend SRD Test System	Tonsend	JS1120-3 RF Test System	V3.2.22

This report shall not be reproduced except in full, without the written approval of UL Verification Services (Guangzhou) Co., Ltd, Song Shan Lake Branch.

Conducted Emissions					
Equipment	Manufacturer	Model No.	Serial No.	Last Cal.	Due Date
EMI Test Receiver	R&S	ESR3	101961	Oct.13, 2023	Oct.12, 2024
Two-Line V-Network	R&S	ENV216	101983	Oct.13, 2023	Oct.12, 2024
Artificial Mains Networks	Schwarzbeck	NSLK 8126	8126465	Oct.13, 2023	Oct.12, 2024
Software					
Description			Manufacturer	Name	Version
Test Software for Conducted Emissions			Farad	EZ-EMC	Ver. UL-3A1

Radiated Emissions					
Equipment	Manufacturer	Model No.	Serial No.	Last Cal.	Due Date
MXE EMI Receiver	KESIGHT	N9038A	MY56400036	Oct.12, 2023	Oct.11, 2024
Hybrid Log Periodic Antenna	TDK	HLP-3003C	130959	Aug.02, 2021	Aug.01, 2024
Preamplifier	HP	8447D	2944A09099	Oct.12, 2023	Oct.11, 2024
EMI Measurement Receiver	R&S	ESR26	101377	Oct.12, 2023	Oct.11, 2024
Horn Antenna	TDK	HRN-0118	130940	July 20, 2021	July 19, 2024
Preamplifier	TDK	PA-02-0118	TRS-305-00067	Oct.12, 2023	Oct.11, 2024
Horn Antenna	Schwarzbeck	BBHA9170	697	July 20, 2021	July 19, 2024
Preamplifier	TDK	PA-02-2	TRS-307-00003	Oct.12, 2023	Oct.11, 2024
Preamplifier	TDK	PA-02-3	TRS-308-00002	Oct.12, 2023	Oct.11, 2024
Loop antenna	Schwarzbeck	1519B	00008	Dec.14, 2021	Dec.13, 2024
Preamplifier	TDK	PA-02-001-3000	TRS-302-00050	Oct.12, 2023	Oct.11, 2024
High Pass Filter	Wi	WHKX10-2700-3000-18000-40SS	23	Oct.12, 2023	Oct.11, 2024
Highpass Filter	Wainwright	WHKX10-5850-6500-1800-40SS	4	Oct.12, 2023	Oct.11, 2024
Band Reject Filter	Wainwright	WRCJV12-5695-5725-5850-5880-40SS	4	Oct.12, 2023	Oct.11, 2024
Band Reject Filter	Wainwright	WRCJV20-5120-5150-	2	Oct.12, 2023	Oct.11, 2024

This report shall not be reproduced except in full, without the written approval of UL Verification Services (Guangzhou) Co., Ltd, Song Shan Lake Branch.

		5350-5380-60SS			
Band Reject Filter	Wainwright	WRCJV20-5440-5470-5725-5755-60SS	1	Oct.12, 2023	Oct.11, 2024
Band Reject Filter	Wainwright	WRCJV8-2350-2400-2483.5-2533.5-40SS	4	Oct.12, 2023	Oct.11, 2024
Band Reject Filter	Wainwright	WRCD5-1879-1879.85-1880.15-1881-40SS	1	Oct.12, 2023	Oct.11, 2024
Notch Filter	Wainwright	WHJ10-882-980-7000-40SS	1	Oct.12, 2023	Oct.11, 2024
Highpass Filter	Xingbo	XBLBQ-GTA68	211115-2-1	Oct.12, 2023	Oct.11, 2024
Notch Filter (5905-6445 MHz)	Xingbo	XBLBQ-DZA175	210922-2-1	Oct.12, 2023	Oct.11, 2024
Notch Filter (6425-6525 MHz)	Xingbo	XBLBQ-DZA176	210922-2-2	Oct.12, 2023	Oct.11, 2024
Notch Filter (6825-7125 MHz)	Xingbo	XBLBQ-DZA177	210922-2-3	Oct.12, 2023	Oct.11, 2024
Notch Filter (6525-6875 MHz)	Xingbo	XBLBQ-DZA178	210922-2-4	Oct.12, 2023	Oct.11, 2024

Software			
Description	Manufacturer	Name	Version
Test Software for Radiated Emissions	Farad	EZ-EMC	Ver. UL-3A1

Other Instrument					
Equipment	Manufacturer	Model No.	Serial No.	Last Cal.	Due Date
Temperature humidity probe	OMEGA	ITHX-SD-5	18470007	Oct.21, 2023	Oct.20, 2024
Barometer	Yiyi	Baro	N/A	Oct.19, 2023	Oct.18, 2024
Attenuator	Agilent	8495B	2814a12853	Oct.12, 2023	Oct.11, 2024

This report shall not be reproduced except in full, without the written approval of UL Verification Services (Guangzhou) Co., Ltd, Song Shan Lake Branch.

7. ANTENNA PORT TEST RESULTS

7.1. CONDUCTED OUTPUT POWER

LIMITS

CFR 47 FCC Part15 (15.247) Subpart C			
Section	Test Item	Limit	Frequency Range (MHz)
CFR 47 FCC 15.247(b)(3)	AVG Output Power	1 watt or 30 dBm	2400-2483.5

TEST PROCEDURE

Refer to ANSI C63.10-2013 clause 11.9.2.3.1.

Connect the EUT to a low loss RF cable from the antenna port to the power sensor (video bandwidth is greater than the occupied bandwidth).
Measure peak emission level, the indicated level is the average output power, after any corrections for external attenuators and cables.
The test result in dBm by adding [10 log (1 / D)], where D is the duty cycle.

TEST SETUP

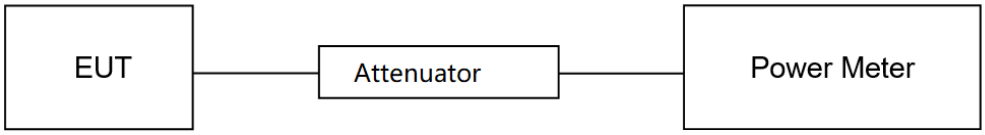

TEST ENVIRONMENT

Temperature	26.5℃	Relative Humidity	51.2%
Atmosphere Pressure	101kPa	Test Voltage	DC 3.8 V

TEST DATE / ENGINEER

Test Date	May 9, 2024	Test By	Johnson Liu

TEST RESULTS

Please refer to section "Test Data" - Appendix C

This report shall not be reproduced except in full, without the written approval of UL Verification Services (Guangzhou) Co., Ltd, Song Shan Lake Branch.

7.2. 6DB BANDWIDTH AND 99% OCCUPIED BANDWIDTH

LIMITS

CFR 47 FCC Part15 (15.247) Subpart C			
Section	Test Item	Limit	Frequency Range (MHz)
CFR 47 FCC 15.247(a)(2)	6 dB Bandwidth	≥ 500 kHz	2400-2483.5

TEST PROCEDURE

Refer to ANSI C63.10-2013 clause 11.8 for DTS bandwidth and clause 6.9 for Occupied Bandwidth.

Connect the EUT to the spectrum analyzer and use the following settings:

Center Frequency	The center frequency of the channel under test
Frequency Span	For 6 dB Bandwidth: Enough to capture all products of the modulation carrier emission For 99 % Occupied Bandwidth: Between 1.5 times and 5.0 times the OBW
Detector	Peak
RBW	For 6 dB Bandwidth: 100 kHz For 99 % Occupied Bandwidth: 1 % to 5 % of the occupied bandwidth
VBW	For 6 dB Bandwidth: ≥3 × RBW For 99 % Occupied Bandwidth: ≥3 × RBW
Trace	Max hold
Sweep	Auto couple

a) Use the 99 % power bandwidth function of the instrument, allow the trace to stabilize and report the measured bandwidth.

b) Allow the trace to stabilize and measure the maximum width of the emission that is constrained by the frequencies associated with the two outermost amplitude points (upper and lower frequencies) that are attenuated by 6 dB relative to the maximum level measured in the fundamental emission.

TEST SETUP

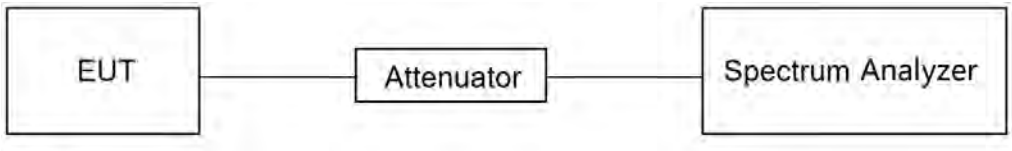

This report shall not be reproduced except in full, without the written approval of UL Verification Services (Guangzhou) Co., Ltd, Song Shan Lake Branch.

TEST ENVIRONMENT

Temperature	26.5℃	Relative Humidity	51.2%
Atmosphere Pressure	101kPa	Test Voltage	DC 3.8 V

TEST DATE / ENGINEER

Test Date	May 9, 2024	Test By	Johnson Liu

TEST RESULTS

Please refer to section "Test Data" - Appendix A&B

This report shall not be reproduced except in full, without the written approval of UL Verification Services (Guangzhou) Co., Ltd, Song Shan Lake Branch.

7.3. POWER SPECTRAL DENSITY

LIMITS

CFR 47 FCC Part15 (15.247) Subpart C			
Section	Test Item	Limit	Frequency Range (MHz)
CFR 47 FCC §15.247 (e)	Power Spectral Density	8 dBm in any 3 kHz band	2400-2483.5

TEST PROCEDURE

Refer to ANSI C63.10-2013 clause 11.10.2.

Connect the EUT to the spectrum analyzer and use the following settings:

Center Frequency	The center frequency of the channel under test
Detector	power averaging (rms)
RBW	3 kHz ≤ RBW ≤ 100 kHz
VBW	≥3 × RBW
Span	1.5 x OBW bandwidth
Trace	Employ trace averaging(rms)mode over a minimum of 100 traces
Sweep time	Auto couple

Allow trace to fully stabilize and use the peak marker function to determine the maximum amplitude level within the RBW.
If measured value exceeds limit, reduce RBW (no less than 3 kHz) and repeat.

TEST SETUP

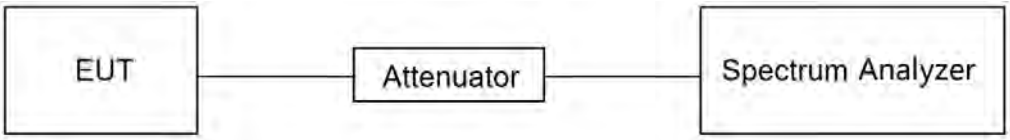

TEST ENVIRONMENT

Temperature	26.5℃	Relative Humidity	51.2%
Atmosphere Pressure	101kPa	Test Voltage	DC 3.8 V

TEST DATE / ENGINEER

Test Date	May 9, 2024	Test By	Johnson Liu

This report shall not be reproduced except in full, without the written approval of UL Verification Services (Guangzhou) Co., Ltd, Song Shan Lake Branch.

TEST RESULTS

Please refer to section "Test Data" - Appendix D

This report shall not be reproduced except in full, without the written approval of UL Verification Services (Guangzhou) Co., Ltd, Song Shan Lake Branch.

7.4. CONDUCTED BAND EDGE AND SPURIOUS EMISSION

TEST PROCEDURE

Refer to ANSI C63.10-2013 clause 11.11 and 11.13.

Connect the EUT to the spectrum analyzer and use the following settings for reference level measurement:

Center Frequency	The center frequency of the channel under test
Detector	Peak
RBW	100 kHz
VBW	≥3 × RBW
Span	1.5 x DTS bandwidth
Trace	Max hold
Sweep time	Auto couple.

Allow trace to fully stabilize and use the peak marker function to determine the maximum PSD level.
Change the settings for emission level measurement:

Span	Set the center frequency and span to encompass frequency range to be measured
Detector	Peak
RBW	100 kHz
VBW	≥3 × RBW
measurement points	≥span/RBW
Trace	Max hold
Sweep time	Auto couple.

Allow trace to fully stabilize and use the peak marker function to determine the maximum PSD level. Ensure that the amplitude of all unwanted emissions outside of the authorized frequency band (excluding restricted frequency bands) is attenuated by at least the minimum requirements specified in 11.11.

TEST SETUP

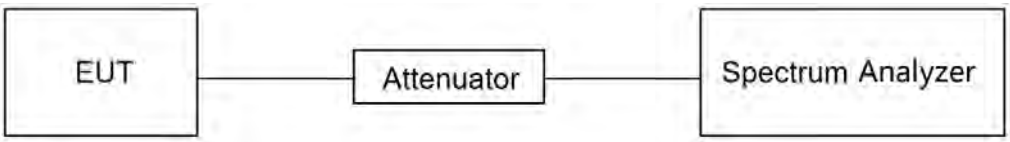

TEST ENVIRONMENT

Temperature	26.5℃	Relative Humidity	51.2%
Atmosphere Pressure	101kPa	Test Voltage	DC 3.8 V

This report shall not be reproduced except in full, without the written approval of UL Verification Services (Guangzhou) Co., Ltd, Song Shan Lake Branch.

TEST DATE / ENGINEER

Test Date	May 9, 2024	Test By	Johnson Liu

TEST RESULTS

Please refer to section "Test Data" - Appendix E&F

This report shall not be reproduced except in full, without the written approval of UL Verification Services (Guangzhou) Co., Ltd, Song Shan Lake Branch.

7.5. DUTY CYCLE

LIMITS

None; for reporting purposes only.

TEST PROCEDURE

Refer to ANSI C63.10-2013 clause 11.6 Zero – Span Spectrum Analyzer method.

TEST SETUP

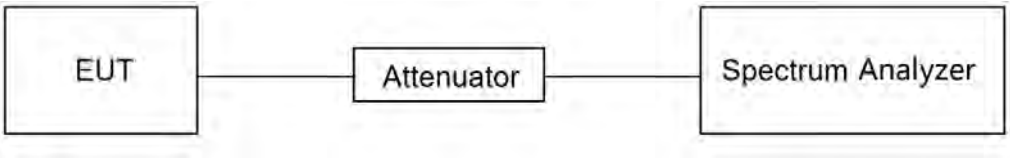

TEST ENVIRONMENT

Temperature	26.5℃	Relative Humidity	51.2%
Atmosphere Pressure	101kPa	Test Voltage	DC 3.8 V

TEST DATE / ENGINEER

Test Date	May 9, 2024	Test By	Johnson Liu

TEST RESULTS

Please refer to section "Test Data" - Appendix G

This report shall not be reproduced except in full, without the written approval of UL Verification Services (Guangzhou) Co., Ltd, Song Shan Lake Branch.

8. RADIATED TEST RESULTS

LIMITS

Please refer to CFR 47 FCC §15.205 and §15.209.

Radiation Disturbance Test Limit for FCC (Class B) (9 kHz ~ 1 GHz)

Emissions radiated outside of the specified frequency bands above 30 MHz			
Frequency Range (MHz)	Field Strength Limit (uV/m) at 3 m	Field Strength Limit (dBuV/m) at 3 m	
		Quasi-Peak	
30 - 88	100	40	
88 - 216	150	43.5	
216 - 960	200	46	
Above 960	500	54	
Above 1000	500	Peak	Average
		74	54

FCC Emissions radiated outside of the specified frequency bands below 30 MHz		
Frequency (MHz)	Field strength (microvolts/meter)	Measurement distance (meters)
0.009-0.490	2400/F(kHz)	300
0.490-1.705	24000/F(kHz)	30
1.705-30.0	30	30

This report shall not be reproduced except in full, without the written approval of UL Verification Services (Guangzhou) Co., Ltd, Song Shan Lake Branch.

FCC Restricted bands of operation refer to FCC §15.205 (a):

MHz	MHz	MHz	GHz
0.090-0.110	16.42-16.423	399.9-410	4.5-5.15
[1]0.495-0.505	16.69475-16.69525	608-614	5.35-5.46
2.1735-2.1905	16.80425-16.80475	960-1240	7.25-7.75
4.125-4.128	25.5-25.67	1300-1427	8.025-8.5
4.17725-4.17775	37.5-38.25	1435-1626.5	9.0-9.2
4.20725-4.20775	73-74.6	1645.5-1646.5	9.3-9.5
6.215-6.218	74.8-75.2	1660-1710	10.6-12.7
6.26775-6.26825	108-121.94	1718.8-1722.2	13.25-13.4
6.31175-6.31225	123-138	2200-2300	14.47-14.5
8.291-8.294	149.9-150.05	2310-2390	15.35-16.2
8.362-8.366	156.52475-156.52525	2483.5-2500	17.7-21.4
8.37625-8.38675	156.7-156.9	2690-2900	22.01-23.12
8.41425-8.41475	162.0125-167.17	3260-3267	23.6-24.0
12.29-12.293	167.72-173.2	3332-3339	31.2-31.8
12.51975-12.52025	240-285	3345.8-3358	36.43-36.5
12.57675-12.57725	322-335.4	3600-4400	([2])
13.36-13.41			

Note: [1]Until February 1, 1999, this restricted band shall be 0.490-0.510 MHz.
[2]Above 38.6c

TEST PROCEDURE

Below 30 MHz

The setting of the spectrum analyzer

RBW	200 Hz (From 9 kHz to 0.15 MHz)/ 9 kHz (From 0.15 MHz to 30 MHz)
VBW	200 Hz (From 9 kHz to 0.15 MHz)/ 9 kHz (From 0.15 MHz to 30 MHz)
Sweep	Auto

1. The testing follows the guidelines in ANSI C63.10-2013 clause 6.4.

2. The EUT was arranged to its worst case and then turntable (from 0 degree to 360 degrees) to find the maximum reading. A pre-amp and a high pass filter are used for the test in order to get better signal level. Both Horizontal, Face-on and Face-off polarizations of the antenna are set to make the measurement.

3. The EUT was placed on a turntable with 80 cm above ground.

4. The EUT was set 3 meters from the interference receiving antenna, which was mounted on the top of a 1 m height antenna tower.

5. The radiated emission limits are based on measurements employing a CISPR quasi-peak detector except for the frequency bands 9-90 kHz, 110-490 kHz and above 1000 MHz Radiated emission limits in these three bands are based on measurements employing an average detector.

6. For measurement below 1 GHz, the initial step in collecting conducted emission data is a spectrum analyzer peak detector mode pre-scanning the measurement frequency range. Significant peaks are then marked and then Quasi Peak and average detector mode re-measured. If the emission level of the EUT measured by the peak detector is 3 dB lower than the applicable limit, the peak emission level will be reported. Otherwise, the emission measurement will be repeated using the quasi-peak and average detector and reported.

7. Although these tests were performed other than open field site, adequate comparison measurements were confirmed against 30m open field site. Therefore sufficient tests were made

This report shall not be reproduced except in full, without the written approval of UL Verification Services (Guangzhou) Co., Ltd, Song Shan Lake Branch.

to demonstrate that the alternative site produces results that correlate with the ones of tests made in an open field site based on KDB 414788.

8. The limits in CFR 47, Part 15, Subpart C, paragraph 15.209 (a), are identical to those in RSS-GEN Section 8.9, Table 6, since the measurements are performed in terms of magnetic field strength and converted to electric field strength levels (as reported in the table) using the free space impedance of 377Ω. For example, the measurement frequency X kHz resulted in a level of Y dBuV/m, which is equivalent to Y-51.5 = Z dBuA/m, which has the same margin, W dB, to the corresponding RSS-GEN Table 6 limit as it has to be 15.209(a) limit.

This report shall not be reproduced except in full, without the written approval of UL Verification Services (Guangzhou) Co., Ltd, Song Shan Lake Branch.

Below 1 GHz and above 30 MHz

The setting of the spectrum analyzer

RBW	120 kHz
VBW	300 kHz
Sweep	Auto
Detector	Peak/QP
Trace	Max hold

1. The testing follows the guidelines in ANSI C63.10-2013 clause 6.5.

2. The EUT was arranged to its worst case and then tune the antenna tower (from 1 m to 4 m) and turntable (from 0 degree to 360 degrees) to find the maximum reading. A pre-amp and a high pass filter are used for the test in order to get better signal level. Both horizontal and vertical polarizations of the antenna are set to make the measurement.

3. The EUT was placed on a turntable with 80 cm above ground.

4. The EUT was set 3 meters from the interference receiving antenna, which was mounted on the top of a variable height antenna tower.

5. For measurement below 1 GHz, the initial step in collecting conducted emission data is a spectrum analyzer peak detector mode pre-scanning the measurement frequency range. Significant peaks are then marked and then Quasi Peak detector mode re-measured. If the emission level of the EUT measured by the peak detector is 3 dB lower than the applicable limit, the peak emission level will be reported. Otherwise, the emission measurement will be repeated using the quasi-peak detector and reported.

This report shall not be reproduced except in full, without the written approval of UL Verification Services (Guangzhou) Co., Ltd, Song Shan Lake Branch.

Above 1 GHz

The setting of the spectrum analyzer

RBW	1 MHz
VBW	PEAK: 3 MHz AVG: see note 6
Sweep	Auto
Detector	Peak
Trace	Max hold

1. The testing follows the guidelines in ANSI C63.10-2013 clause 6.6.

2. The EUT was arranged to its worst case and then tune the antenna tower (from 1 m to 4 m) and turntable (from 0 degree to 360 degrees) to find the maximum reading. A pre-amp and a high pass filter are used for the test in order to get better signal level. Both horizontal and vertical polarizations of the antenna are set to make the measurement.

3. The EUT was placed on a turntable with 1.5 m above ground.

4. The EUT was set 3 meters from the interference receiving antenna, which was mounted on the top of a variable height antenna tower.

5. For measurement above 1 GHz, the emission measurement will be measured by the peak detector. This peak level, once corrected, must comply with the limit specified in Section 15.209.

6. For measurements above 1 GHz the resolution bandwidth is set to 1 MHz, then the video bandwidth is set to 3 MHz for peak measurements and 1 MHz resolution bandwidth with 1/T video bandwidth with peak detector for average measurements. For the Duty Cycle please refer to clause 7.5. ON TIME AND DUTY CYCLE.

X axis, Y axis, Z axis positions:

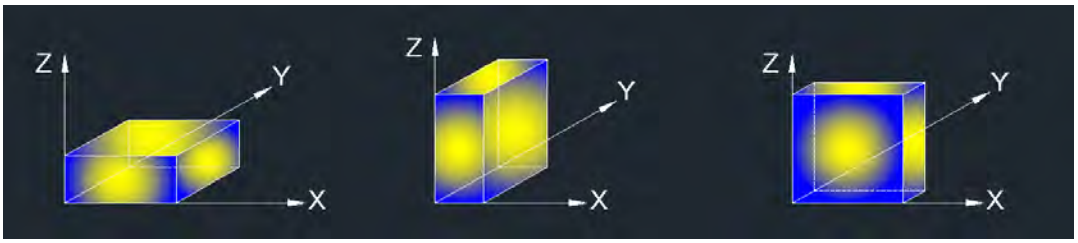

Note 1: For all radiated test, EUT in each of three orthogonal axis emissions had been tested, but only the worst case (X axis) data recorded in the report.

Note 2: The EUT was fully exercised with external accessories during the test. In the case of multiple accessory external ports, an external accessory shall be connected to one of each type of port.

This report shall not be reproduced except in full, without the written approval of UL Verification Services (Guangzhou) Co., Ltd, Song Shan Lake Branch.

For Restricted Bandedge:
Note:
1. Measurement = Reading Level + Correct Factor.
2. If the peak values are less than the average limit of 54 dBuV/m, the average result is deemed to comply with average limit.
3. PK=Peak: Peak detector.
4. AV=Average: VBW=1/Ton, where: Ton is the transmitting duration.
5. For the transmitting duration, please refer to clause 7.5.
6. Only the worst data was recorded, if it complies with the limit, the other emissions deemed to comply with the limit.
7. Both horizontal and vertical have been tested, only the worst data was recorded in the report.
8. All modes have been tested, but only the worst data was recorded in the report.

For Radiate Spurious emission (9 kHz ~ 30 MHz):
Note:
1. Measurement = Reading Level + Correct Factor.
2. If the peak values are less than the QP limit, the QP result is deemed to comply with QP limit.
3. All 3 polarizations (Horizontal, Face-on and Face-off) of the loop antenna had been tested, but only the worst data recorded in the report.
4. All modes have been tested, but only the worst data was recorded in the report.
5. dBuA/m= dBuV/m- 20Log10[120π] = dBuV/m- 51.5

For Radiate Spurious Emission (30 MHz ~ 1 GHz):
Note:
1. Result Level = Read Level + Correct Factor.
2. If the peak values are less than the QP limit, the QP result is deemed to comply with QP limit.
3. All modes have been tested, but only the worst data was recorded in the report.

For Radiate Spurious Emission (1 GHz ~ 3 GHz):
Note:
1. Measurement = Reading Level + Correct Factor.
2. If the peak values are less than the average limit of 54 dBuV/m, the average result is deemed to comply with average limit.
3. Peak: Peak detector.
4. AVG: VBW=1/Ton, where: Ton is the transmitting duration.
5. For the transmitting duration, please refer to clause 7.5.
6. Filter losses were only considered in the spurious frequency bands and the authorized band was not corrected for Band reject filter losses.
7. Proper operation of the transmitter prior to adding the filter to the measurement chain.
8. All modes have been tested, but only the worst data was recorded in the report.

This report shall not be reproduced except in full, without the written approval of UL Verification Services (Guangzhou) Co., Ltd, Song Shan Lake Branch.

For Radiate Spurious Emission (3 GHz ~ 18 GHz):
Note:
1. Peak Result = Reading Level + Correct Factor.
2. If the peak values are less than the average limit of 54 dBuV/m, the average result is deemed to comply with average limit.
3. Peak: Peak detector.
4. AVG: VBW=1/Ton, where: Ton is the transmitting duration.
5. For the transmitting duration, please refer to clause 7.5.
6. Filter losses were only considered in the spurious frequency bands and the authorized band was not corrected for High Pass Filter losses.
7. Proper operation of the transmitter prior to adding the filter to the measurement chain.
8. All modes have been tested, but only the worst data was recorded in the report.

For Radiate Spurious emission (18 GHz ~ 26 GHz):
Note:
1. Measurement = Reading Level + Correct Factor.
2. If the peak values are less than the average limit of 54 dBuV/m, the average result is deemed to comply with average limit.
3. Peak: Peak detector.
4. All modes have been tested, but only the worst data was recorded in the report.

TEST SETUP

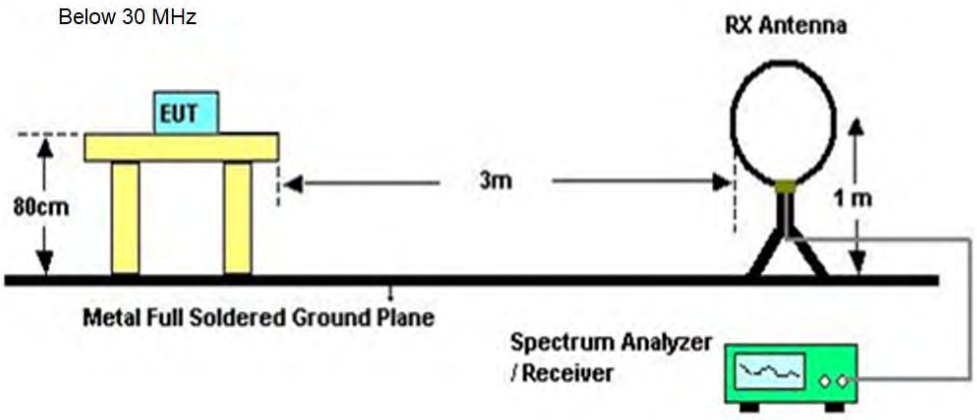

This report shall not be reproduced except in full, without the written approval of UL Verification Services (Guangzhou) Co., Ltd, Song Shan Lake Branch.

Below 1 GHz and above 30 MHz

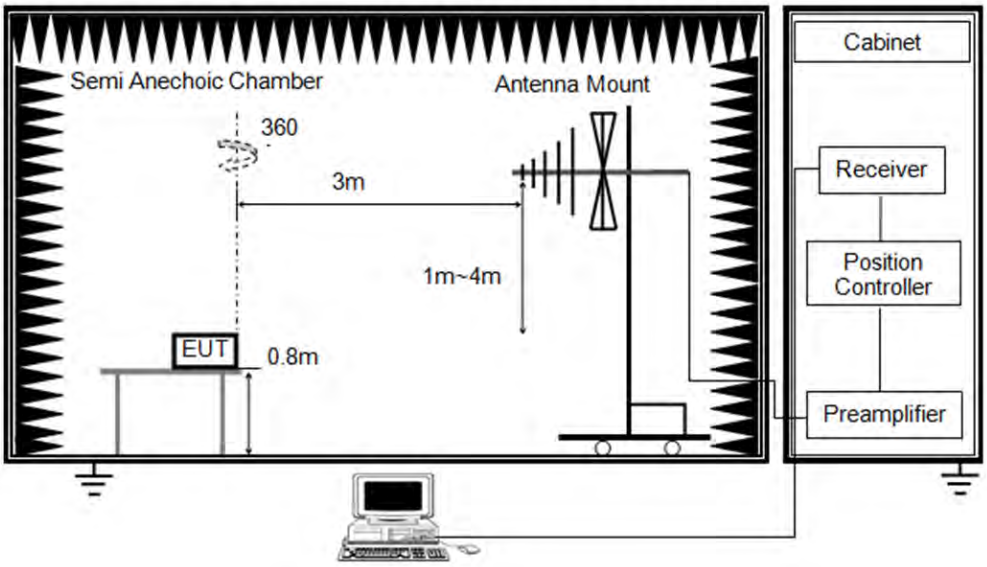

Above 1 GHz

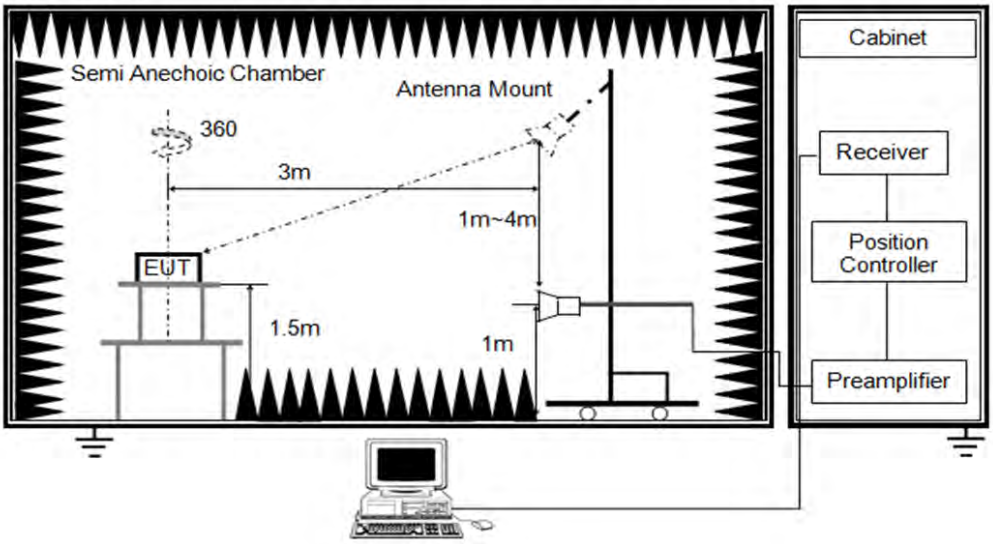

TEST ENVIRONMENT

Temperature	24.6℃	Relative Humidity	57%
Atmosphere Pressure	101kPa	Test Voltage	AC 120V_60Hz

TEST DATE / ENGINEER

Test Date	May 23, 2024	Test By	James Qin

TEST RESULTS

This report shall not be reproduced except in full, without the written approval of UL Verification Services (Guangzhou) Co., Ltd, Song Shan Lake Branch.

8.1. RESTRICTED BANDEDGE

Test Mode:	802.11b PK	Frequency(MHz):	2412
Polarity:	Horizontal	Test Voltage:	AC 120V_60Hz

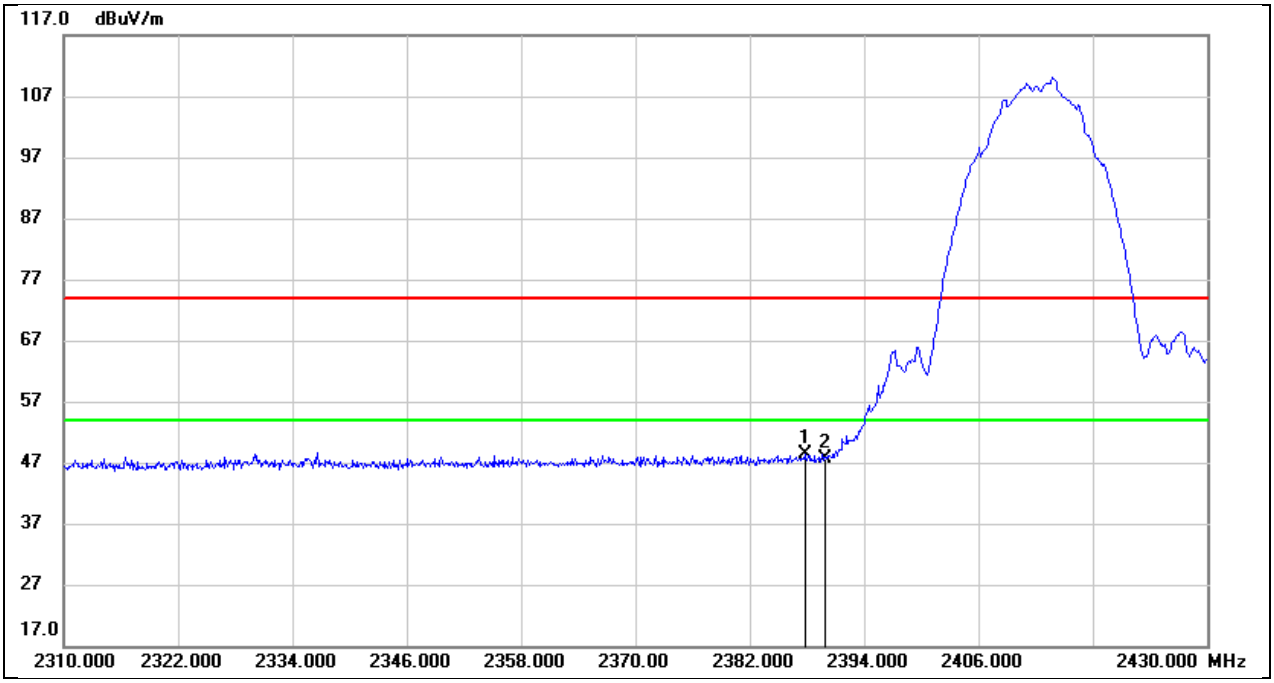

No.	Frequency (MHz)	Reading (dBuV)	Correct (dB/m)	Result (dBuV/m)	Limit (dBuV/m)	Margin (dB)	Remark
1	2387.760	15.40	32.91	48.31	74.00	-25.69	peak
2	2390.000	14.60	32.92	47.52	74.00	-26.48	peak

This report shall not be reproduced except in full, without the written approval of UL Verification Services (Guangzhou) Co., Ltd, Song Shan Lake Branch.

Test Mode:	802.11b PK	Frequency(MHz):	2412
Polarity:	Vertical	Test Voltage:	AC 120V_60Hz

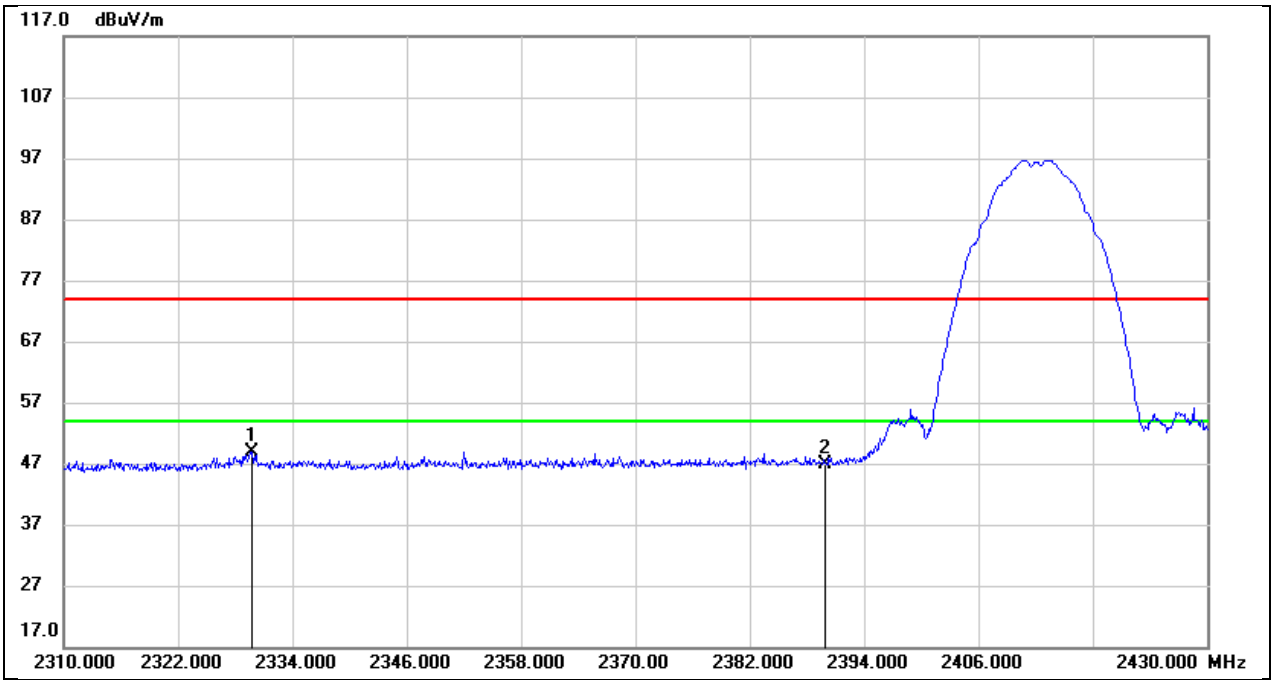

No.	Frequency (MHz)	Reading (dBuV)	Correct (dB/m)	Result (dBuV/m)	Limit (dBuV/m)	Margin (dB)	Remark
1	2329.800	16.38	32.60	48.98	74.00	-25.02	peak
2	2390.000	13.85	32.92	46.77	74.00	-27.23	peak

This report shall not be reproduced except in full, without the written approval of UL Verification Services (Guangzhou) Co., Ltd, Song Shan Lake Branch.

Test Mode:	802.11b PK	Frequency(MHz):	2462
Polarity:	Horizontal	Test Voltage:	AC 120V_60Hz

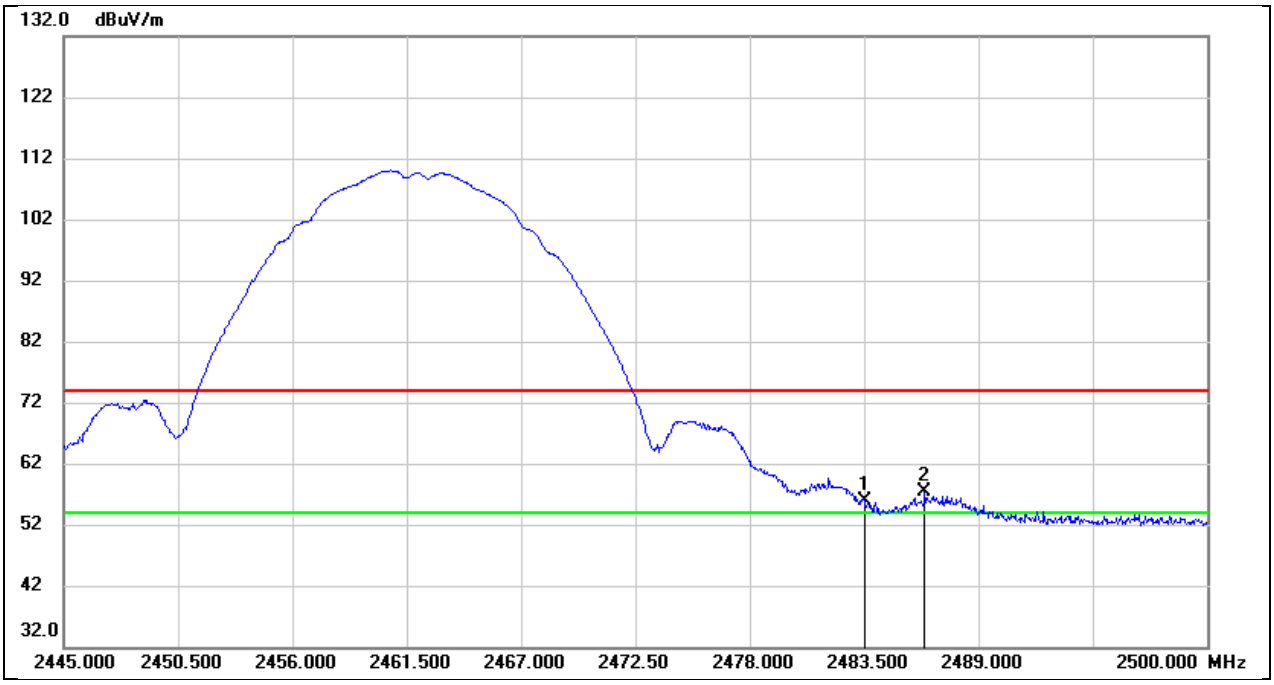

No.	Frequency (MHz)	Reading (dBuV)	Correct (dB/m)	Result (dBuV/m)	Limit (dBuV/m)	Margin (dB)	Remark
1	2483.500	22.85	32.94	55.79	74.00	-18.21	peak
2	2486.415	24.43	32.93	57.36	74.00	-16.64	peak

This report shall not be reproduced except in full, without the written approval of UL Verification Services (Guangzhou) Co., Ltd, Song Shan Lake Branch.

Test Mode:	802.11b AV	Frequency(MHz):	2462
Polarity:	Horizontal	Test Voltage:	AC 120V_60Hz

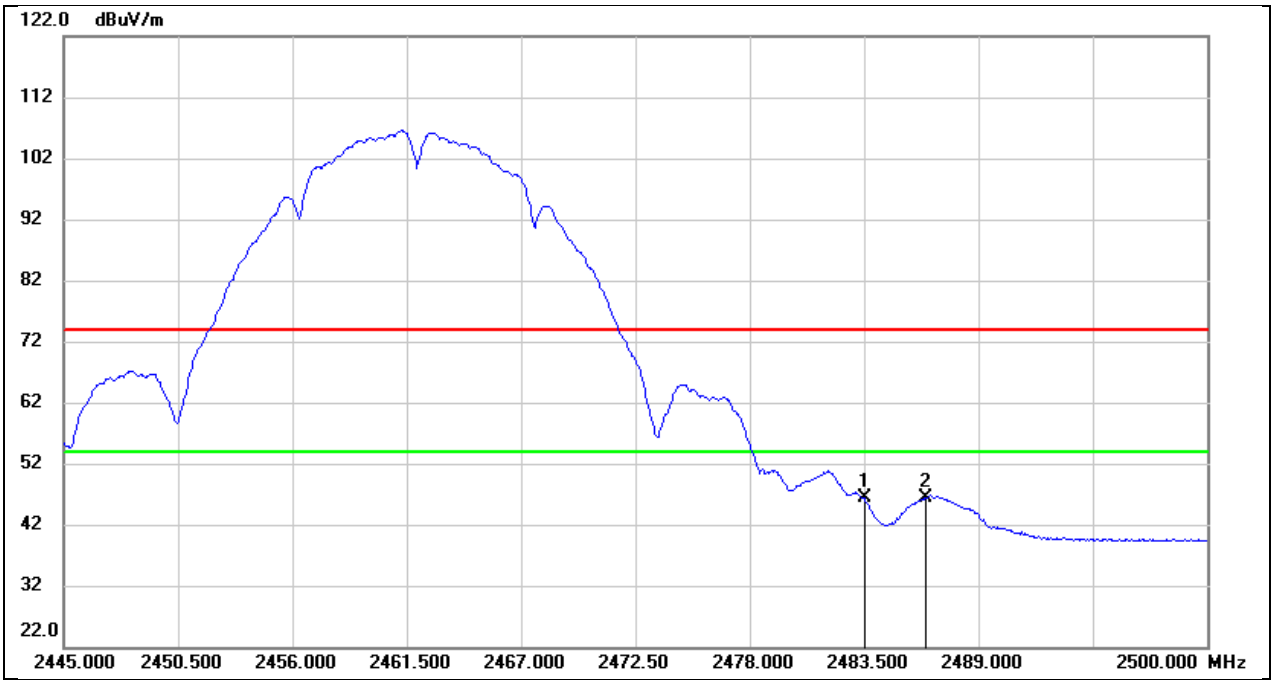

No.	Frequency (MHz)	Reading (dBuV)	Correct (dB/m)	Result (dBuV/m)	Limit (dBuV/m)	Margin (dB)	Remark
1	2483.500	13.42	32.94	46.36	54.00	-7.64	AVG
2	2486.415	13.45	32.93	46.38	54.00	-7.62	AVG

This report shall not be reproduced except in full, without the written approval of UL Verification Services (Guangzhou) Co., Ltd, Song Shan Lake Branch.

Test Mode:	802.11g PK	Frequency(MHz):	2412
Polarity:	Horizontal	Test Voltage:	AC 120V_60Hz

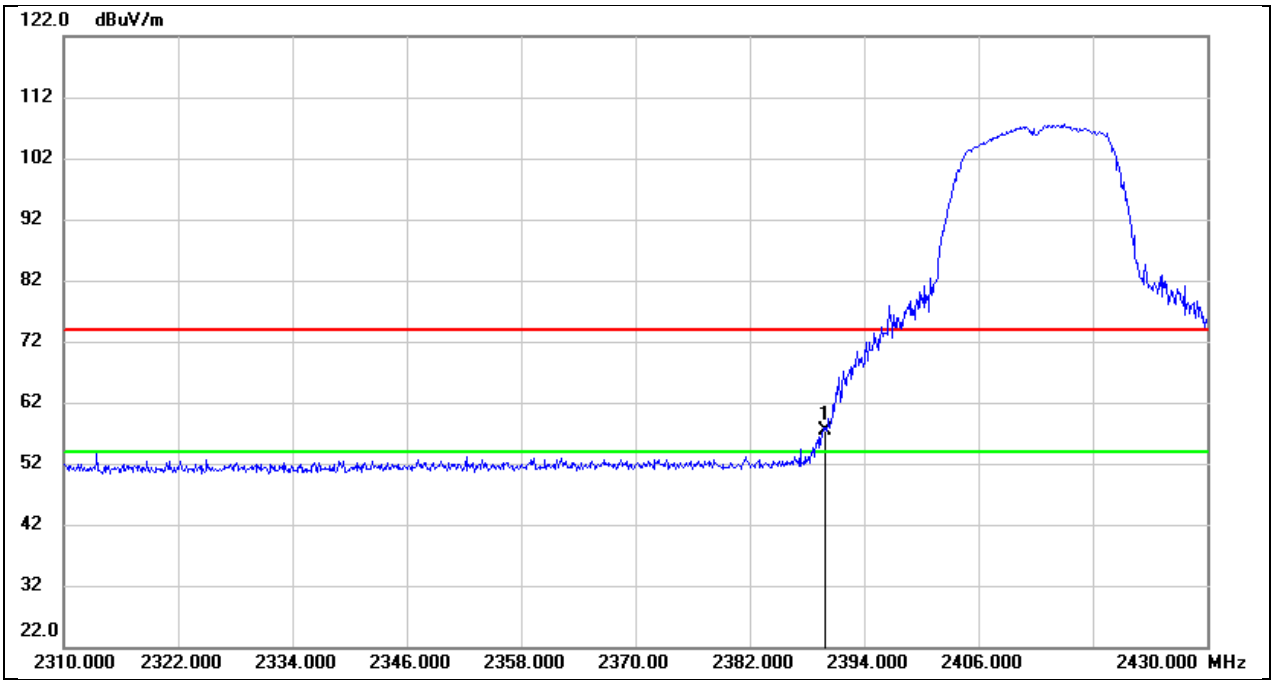

No.	Frequency (MHz)	Reading (dBuV)	Correct (dB/m)	Result (dBuV/m)	Limit (dBuV/m)	Margin (dB)	Remark
1	2390.000	24.38	32.92	57.30	74.00	-16.70	peak

This report shall not be reproduced except in full, without the written approval of UL Verification Services (Guangzhou) Co., Ltd, Song Shan Lake Branch.

Test Mode:	802.11g AV	Frequency(MHz):	2412
Polarity:	Horizontal	Test Voltage:	AC 120V_60Hz

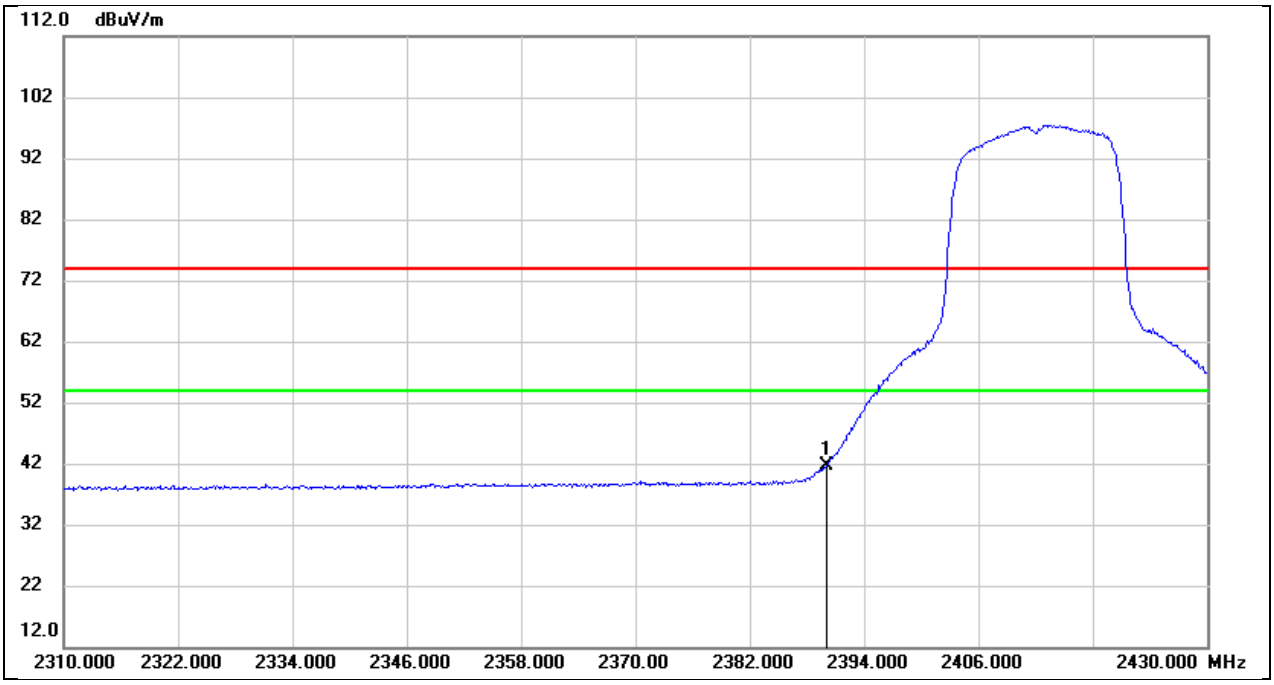

No.	Frequency (MHz)	Reading (dBuV)	Correct (dB/m)	Result (dBuV/m)	Limit (dBuV/m)	Margin (dB)	Remark
1	2390.000	8.64	32.92	41.56	54.00	-12.44	AVG

This report shall not be reproduced except in full, without the written approval of UL Verification Services (Guangzhou) Co., Ltd, Song Shan Lake Branch.

Test Mode:	802.11g PK	Frequency(MHz):	2462
Polarity:	Horizontal	Test Voltage:	AC 120V_60Hz

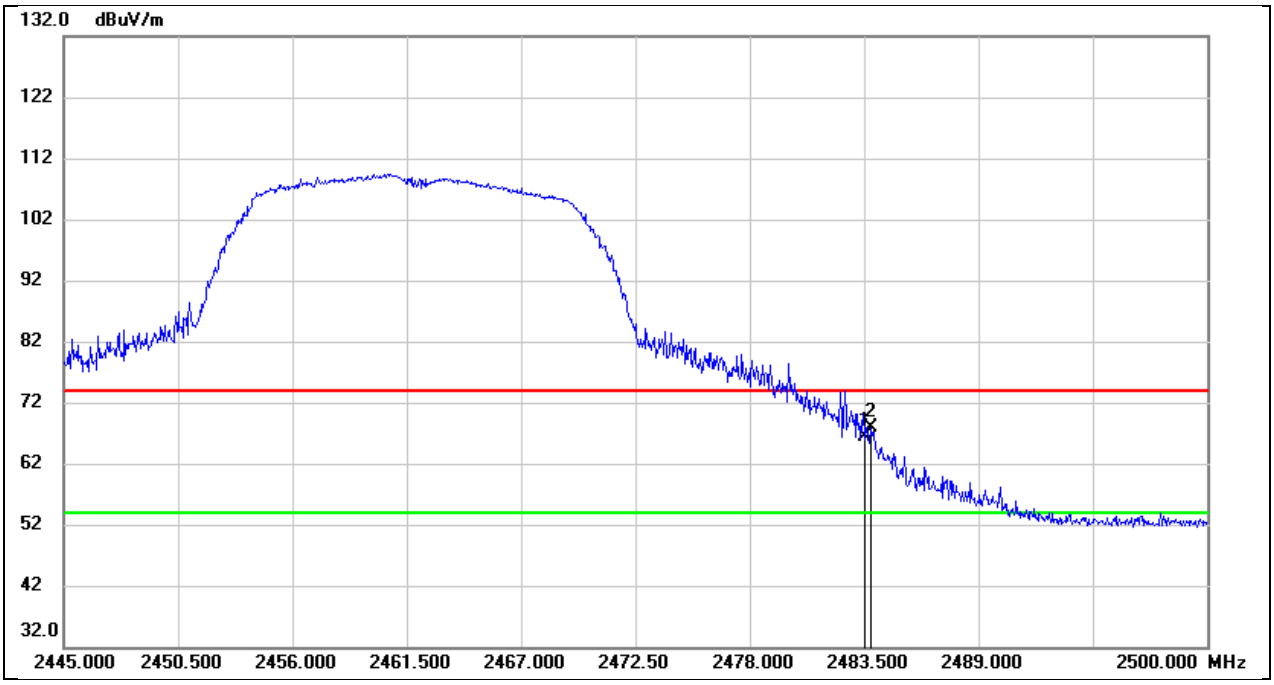

No.	Frequency (MHz)	Reading (dBuV)	Correct (dB/m)	Result (dBuV/m)	Limit (dBuV/m)	Margin (dB)	Remark
1	2483.500	33.33	32.94	66.27	74.00	-7.73	peak
2	2483.830	34.82	32.94	67.76	74.00	-6.24	peak

This report shall not be reproduced except in full, without the written approval of UL Verification Services (Guangzhou) Co., Ltd, Song Shan Lake Branch.

Test Mode:	802.11g AV	Frequency(MHz):	2462
Polarity:	Horizontal	Test Voltage:	AC 120V_60Hz

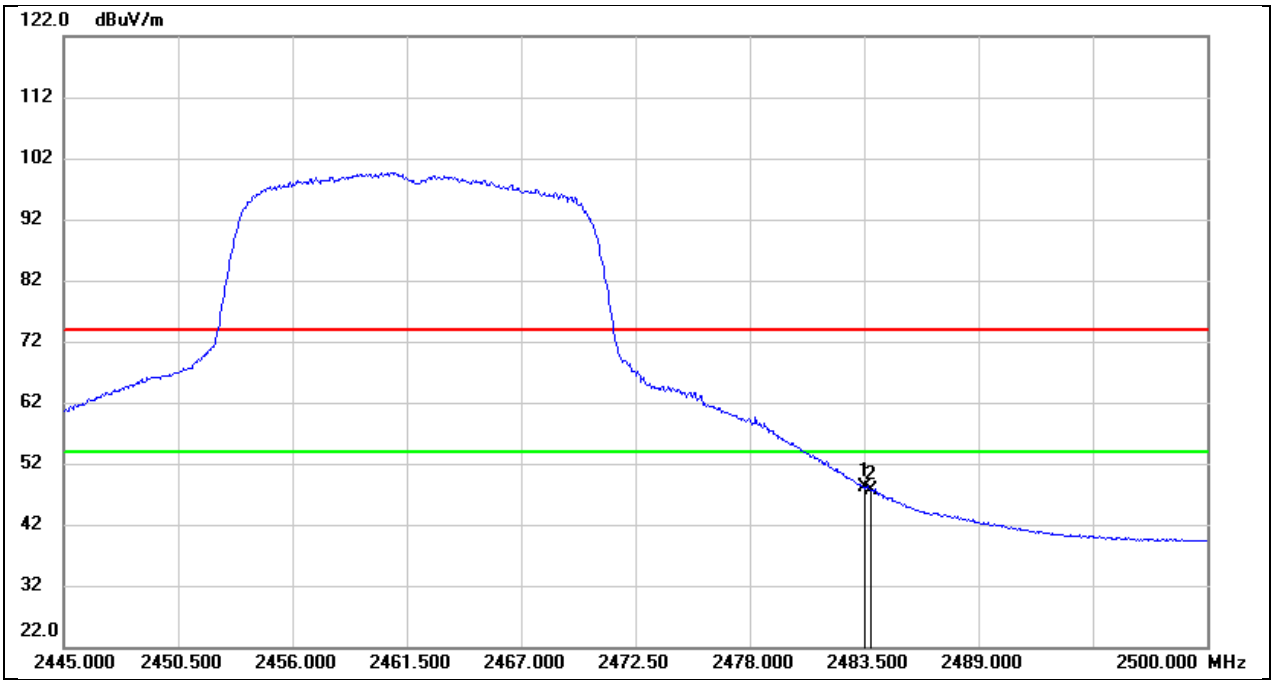

No.	Frequency (MHz)	Reading (dBuV)	Correct (dB/m)	Result (dBuV/m)	Limit (dBuV/m)	Margin (dB)	Remark
1	2483.500	15.16	32.94	48.10	54.00	-5.90	AVG
2	2483.830	14.60	32.94	47.54	54.00	-6.46	AVG

This report shall not be reproduced except in full, without the written approval of UL Verification Services (Guangzhou) Co., Ltd, Song Shan Lake Branch.

Test Mode:	802.11n HT20 PK	Frequency(MHz):	2412
Polarity:	Horizontal	Test Voltage:	AC 120V_60Hz

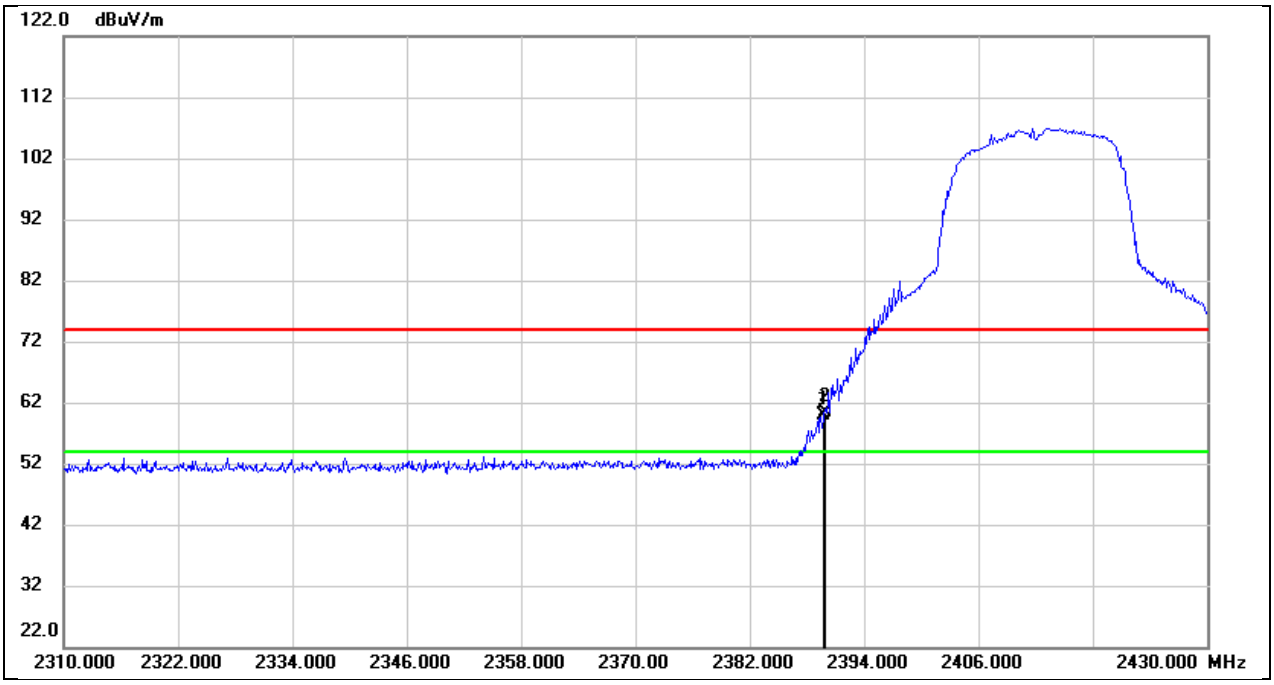

No.	Frequency (MHz)	Reading (dBuV)	Correct (dB/m)	Result (dBuV/m)	Limit (dBuV/m)	Margin (dB)	Remark
1	2389.800	26.87	32.92	59.79	74.00	-14.21	peak
2	2390.000	27.49	32.92	60.41	74.00	-13.59	peak

This report shall not be reproduced except in full, without the written approval of UL Verification Services (Guangzhou) Co., Ltd, Song Shan Lake Branch.

Test Mode:	802.11n HT20 AV	Frequency(MHz):	2412
Polarity:	Horizontal	Test Voltage:	AC 120V_60Hz

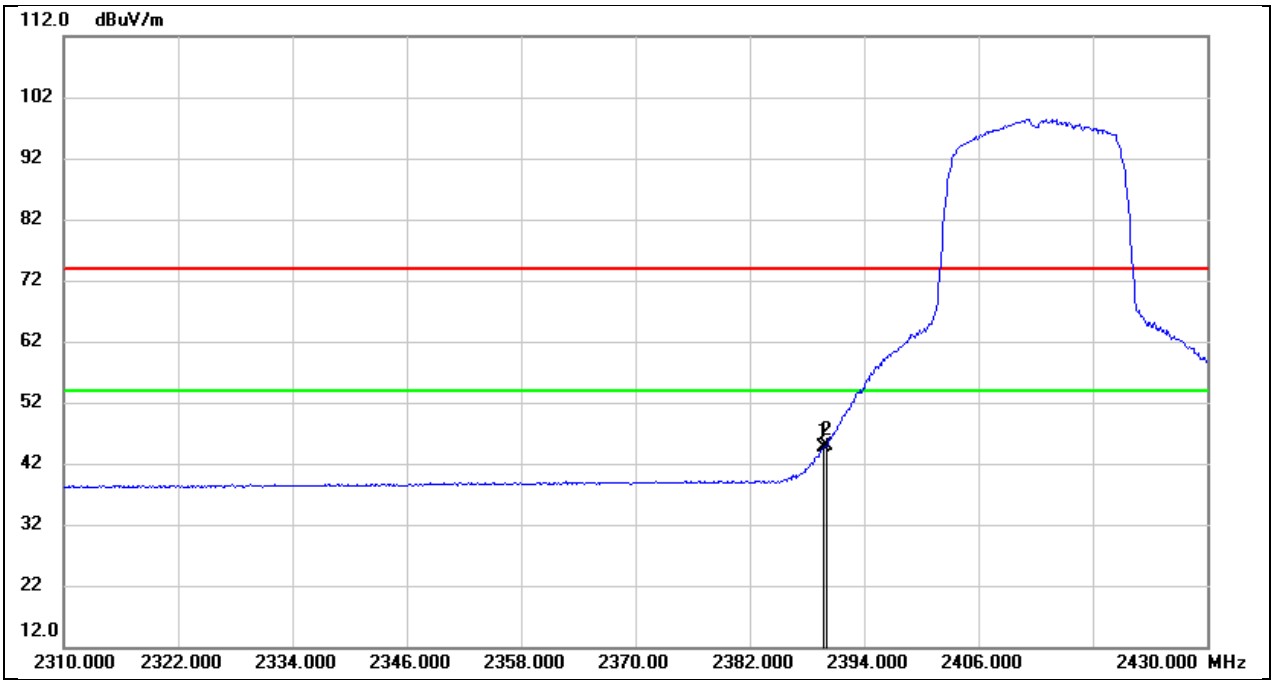

No.	Frequency (MHz)	Reading (dBuV)	Correct (dB/m)	Result (dBuV/m)	Limit (dBuV/m)	Margin (dB)	Remark
1	2389.800	11.60	32.92	44.52	54.00	-9.48	AVG
2	2390.000	12.07	32.92	44.99	54.00	-9.01	AVG

This report shall not be reproduced except in full, without the written approval of UL Verification Services (Guangzhou) Co., Ltd, Song Shan Lake Branch.

Test Mode:	802.11n HT20 PK	Frequency(MHz):	2462
Polarity:	Horizontal	Test Voltage:	AC 120V_60Hz

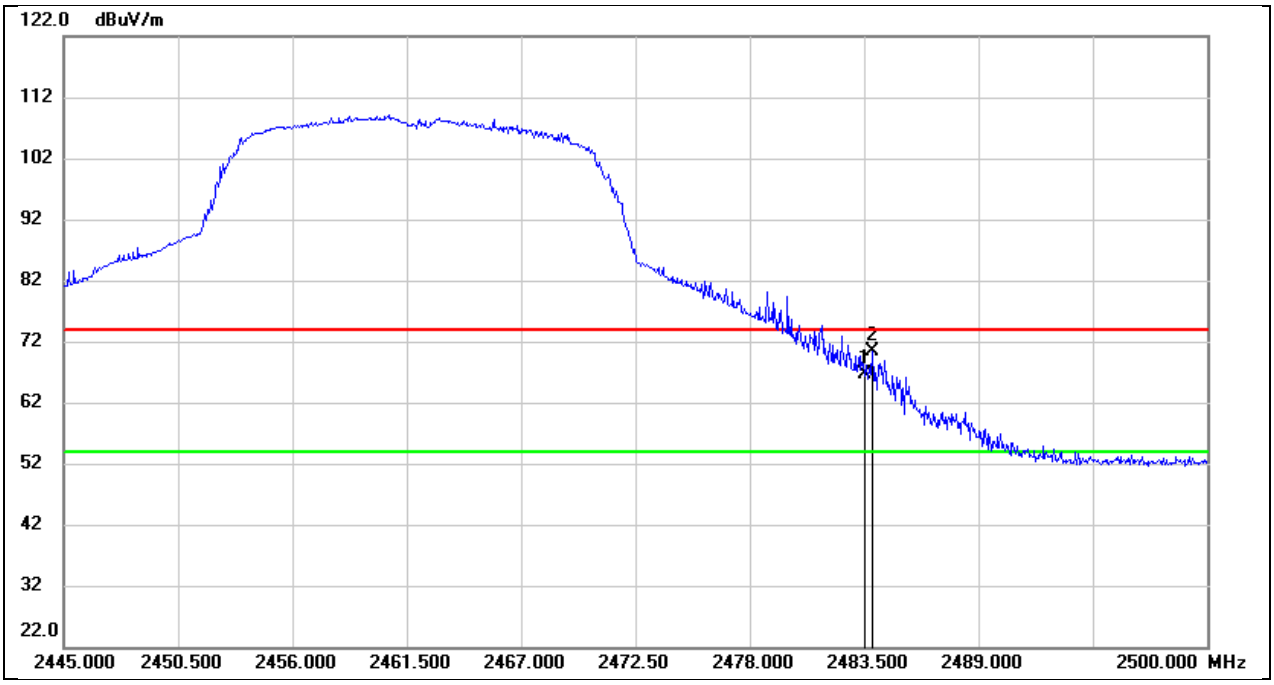

No.	Frequency (MHz)	Reading (dBuV)	Correct (dB/m)	Result (dBuV/m)	Limit (dBuV/m)	Margin (dB)	Remark
1	2483.500	33.59	32.94	66.53	74.00	-7.47	peak
2	2483.885	37.40	32.94	70.34	74.00	-3.66	peak

This report shall not be reproduced except in full, without the written approval of UL Verification Services (Guangzhou) Co., Ltd, Song Shan Lake Branch.

Test Mode:	802.11n HT20 AV	Frequency(MHz):	2462
Polarity:	Horizontal	Test Voltage:	AC 120V_60Hz

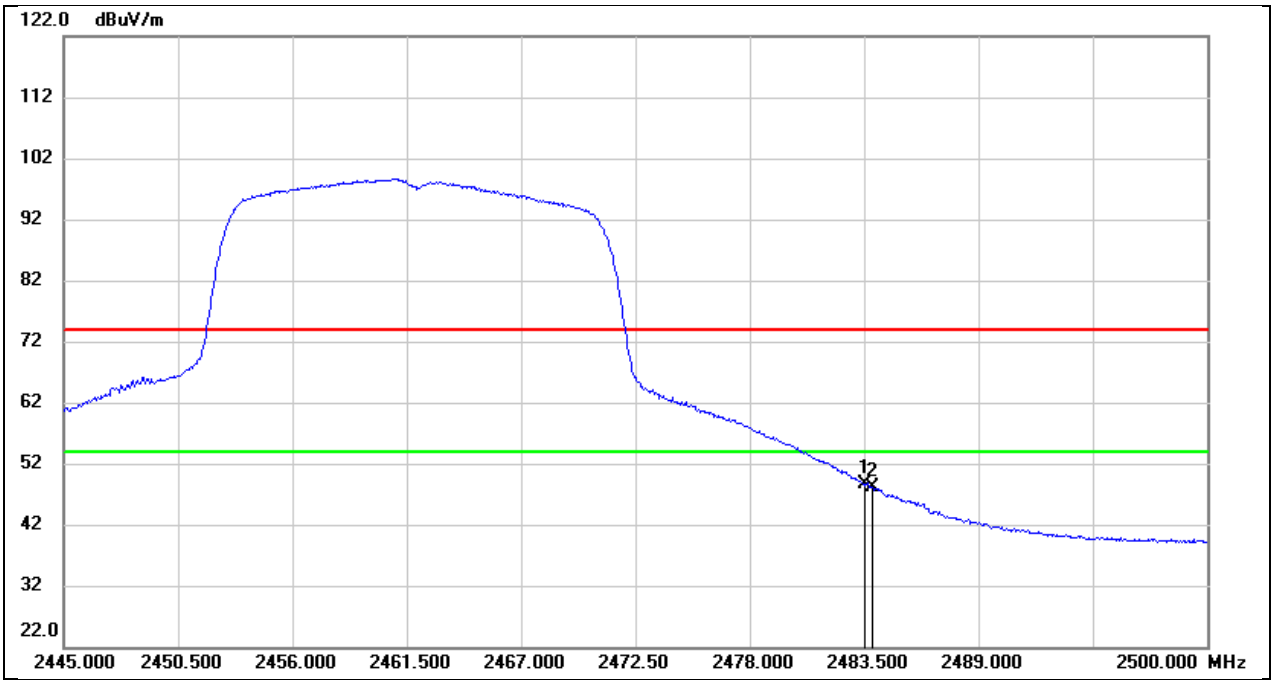

No.	Frequency (MHz)	Reading (dBuV)	Correct (dB/m)	Result (dBuV/m)	Limit (dBuV/m)	Margin (dB)	Remark
1	2483.500	15.57	32.94	48.51	54.00	-5.49	AVG
2	2483.885	15.09	32.94	48.03	54.00	-5.97	AVG

This report shall not be reproduced except in full, without the written approval of UL Verification Services (Guangzhou) Co., Ltd, Song Shan Lake Branch.

Test Mode:	802.11n HT40 PK	Frequency(MHz):	2422
Polarity:	Horizontal	Test Voltage:	AC 120V_60Hz

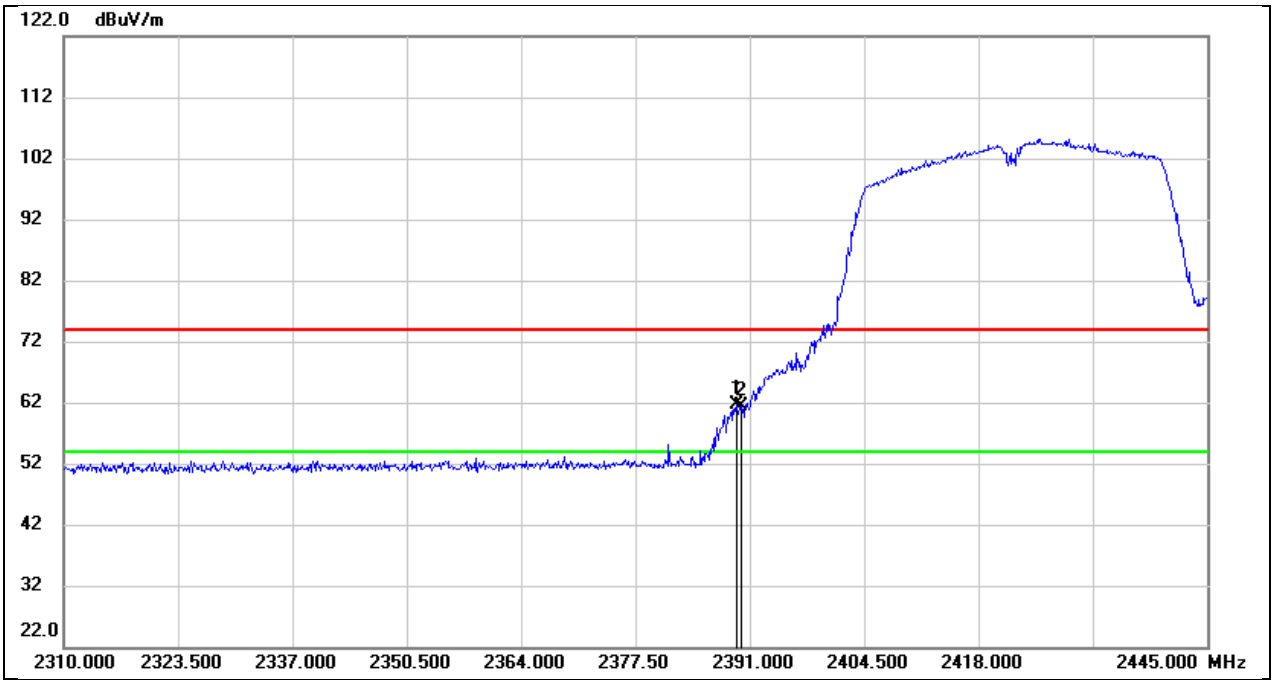

No.	Frequency (MHz)	Reading (dBuV)	Correct (dB/m)	Result (dBuV/m)	Limit (dBuV/m)	Margin (dB)	Remark
1	2389.515	28.76	32.92	61.68	74.00	-12.32	peak
2	2390.000	28.54	32.92	61.46	74.00	-12.54	peak

This report shall not be reproduced except in full, without the written approval of UL Verification Services (Guangzhou) Co., Ltd, Song Shan Lake Branch.

Test Mode:	802.11n HT40 AV	Frequency(MHz):	2422
Polarity:	Horizontal	Test Voltage:	AC 120V_60Hz

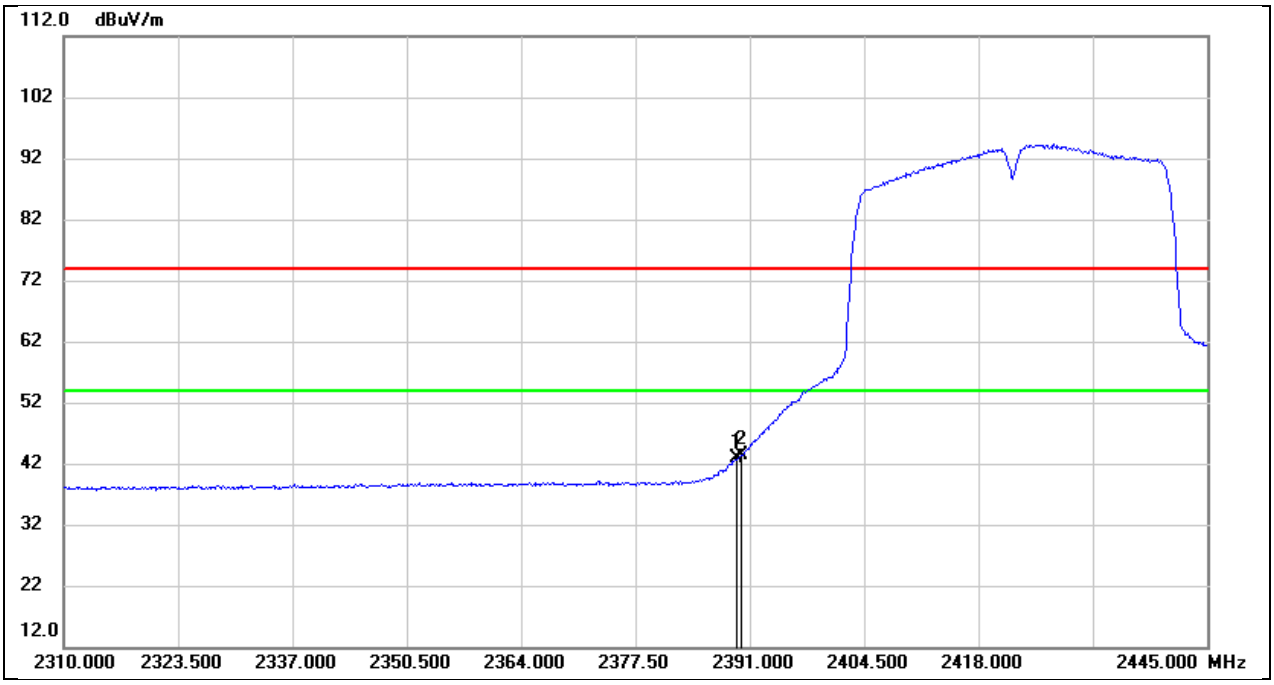

No.	Frequency (MHz)	Reading (dBuV)	Correct (dB/m)	Result (dBuV/m)	Limit (dBuV/m)	Margin (dB)	Remark
1	2389.515	10.00	32.92	42.92	54.00	-11.08	AVG
2	2390.000	10.43	32.92	43.35	54.00	-10.65	AVG

This report shall not be reproduced except in full, without the written approval of UL Verification Services (Guangzhou) Co., Ltd, Song Shan Lake Branch.

Test Mode:	802.11n HT40 PK	Frequency(MHz):	2452
Polarity:	Horizontal	Test Voltage:	AC 120V_60Hz

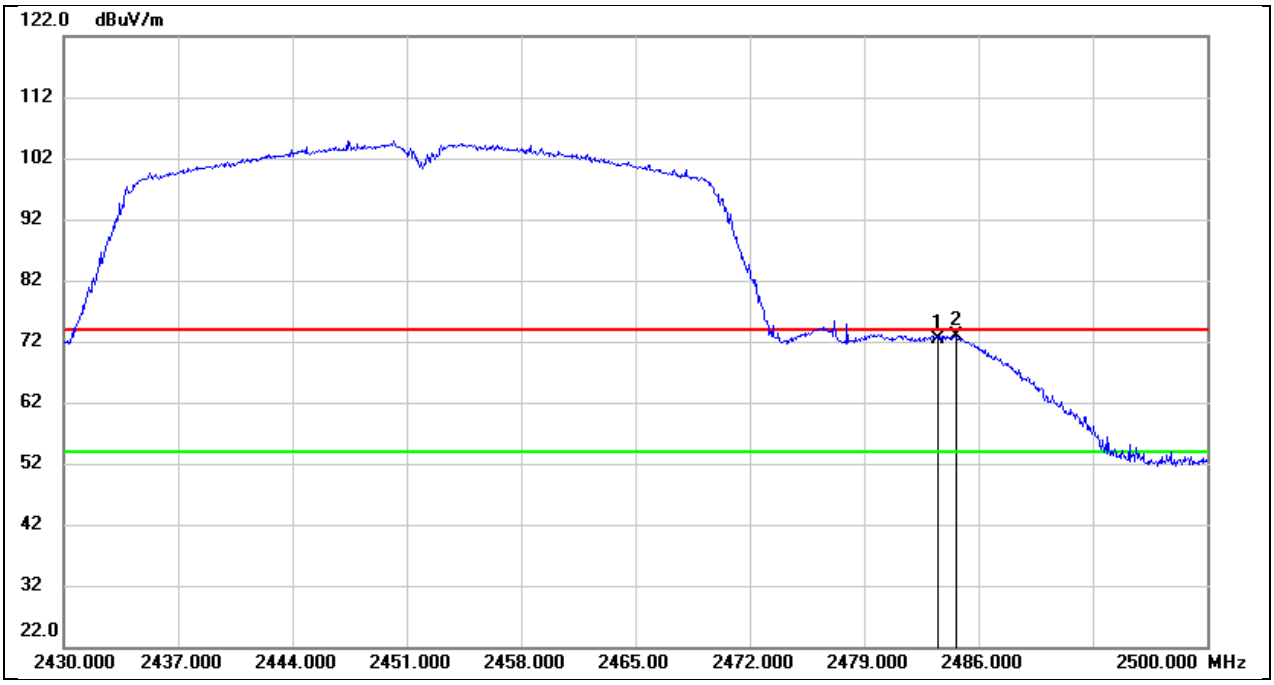

No.	Frequency (MHz)	Reading (dBuV)	Correct (dB/m)	Result (dBuV/m)	Limit (dBuV/m)	Margin (dB)	Remark
1	2483.500	39.49	32.94	72.43	74.00	-1.57	peak
2	2484.670	39.98	32.94	72.92	74.00	-1.08	peak

Note:

1. based on preliminary testing, there were no significant differences between the two models and therefore model [MT6761 version] was fully tested.

This report shall not be reproduced except in full, without the written approval of UL Verification Services (Guangzhou) Co., Ltd, Song Shan Lake Branch.

Test Mode:	802.11n HT40 AV	Frequency(MHz):	2452
Polarity:	Horizontal	Test Voltage:	AC 120V_60Hz

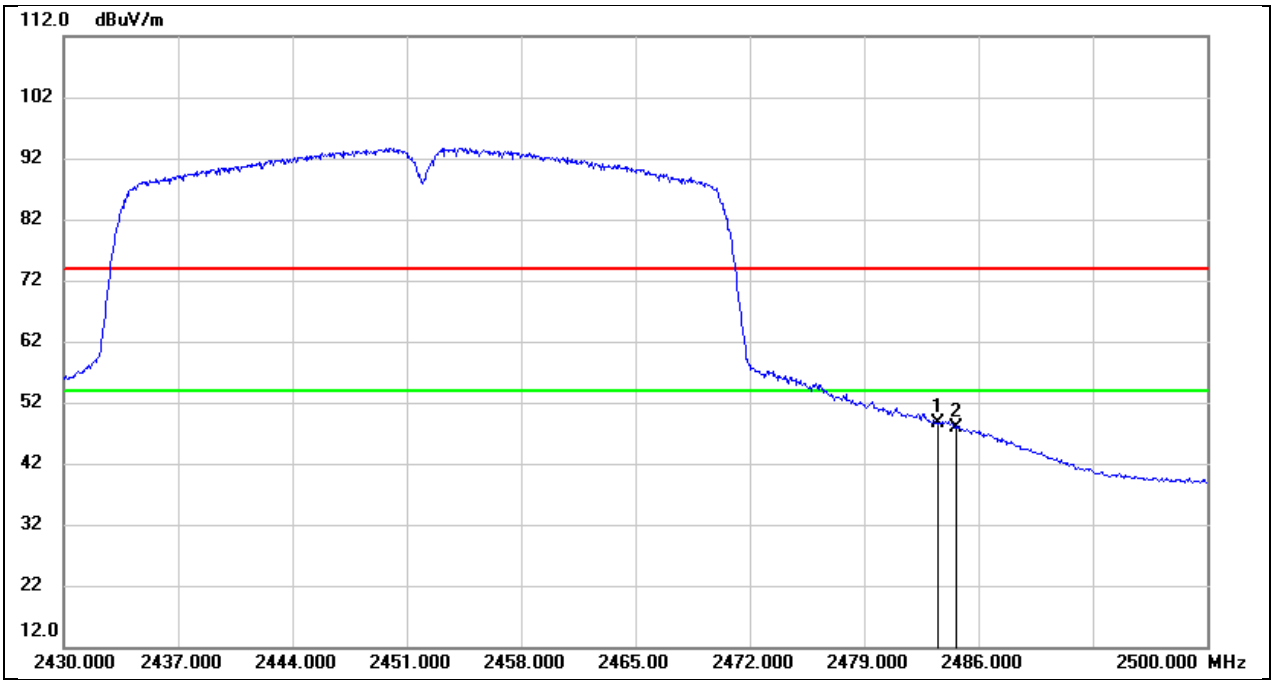

No.	Frequency (MHz)	Reading (dBuV)	Correct (dB/m)	Result (dBuV/m)	Limit (dBuV/m)	Margin (dB)	Remark
1	2483.500	15.72	32.94	48.66	54.00	-5.34	AVG
2	2484.670	14.86	32.94	47.80	54.00	-6.20	AVG

This report shall not be reproduced except in full, without the written approval of UL Verification Services (Guangzhou) Co., Ltd, Song Shan Lake Branch.

8.2. SPURIOUS EMISSIONS(1 GHZ~3 GHZ)

Test Mode:	802.11b	Frequency(MHz):	2412
Polarity:	Horizontal	Test Voltage:	AC 120V_60Hz

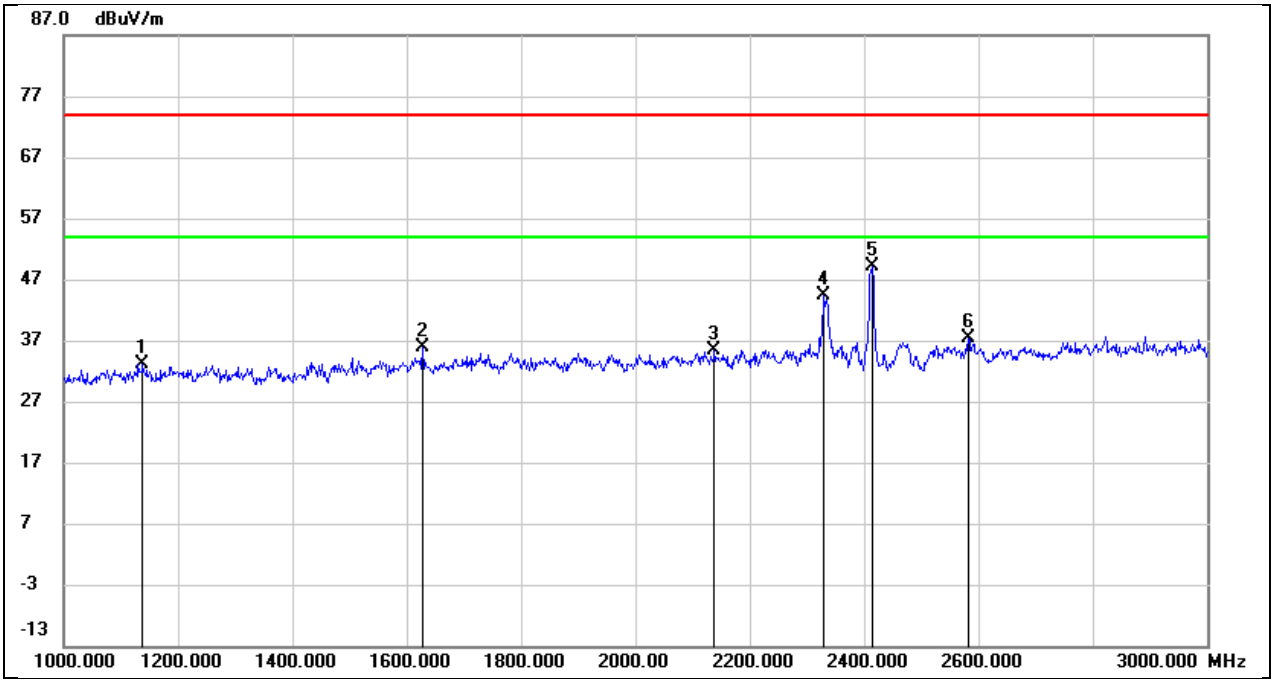

No.	Frequency (MHz)	Reading (dBuV)	Correct (dB/m)	Result (dBuV/m)	Limit (dBuV/m)	Margin (dB)	Remark
1	1138.000	46.33	-13.19	33.14	74.00	-40.86	peak
2	1628.000	46.88	-11.04	35.84	74.00	-38.16	peak
3	2138.000	44.59	-9.26	35.33	74.00	-38.67	peak
4	2330.000	52.28	-7.92	44.36	74.00	-29.64	peak
5	2414.000	56.54	-7.41	49.13	74.00	-24.87	peak
6	2582.000	44.98	-7.64	37.34	74.00	-36.66	peak

This report shall not be reproduced except in full, without the written approval of UL Verification Services (Guangzhou) Co., Ltd, Song Shan Lake Branch.

Test Mode:	802.11b	Frequency(MHz):	2412
Polarity:	Vertical	Test Voltage:	AC 120V_60Hz

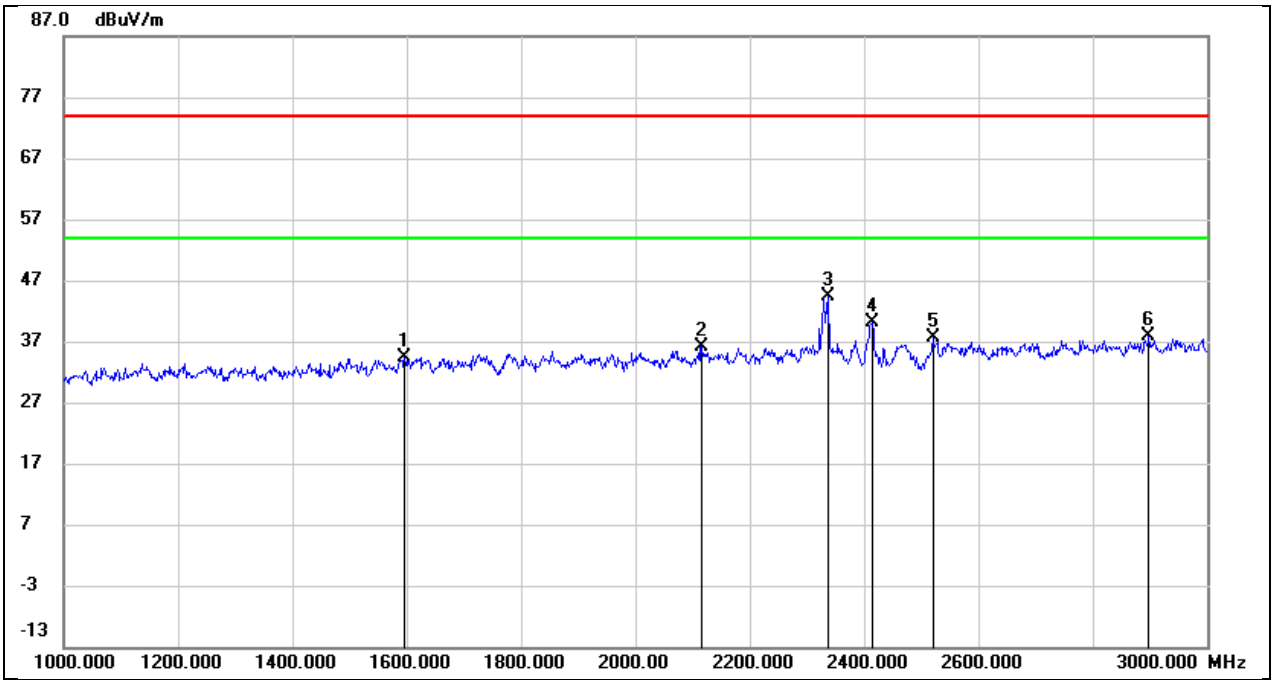

No.	Frequency (MHz)	Reading (dBuV)	Correct (dB/m)	Result (dBuV/m)	Limit (dBuV/m)	Margin (dB)	Remark
1	1596.000	45.58	-11.19	34.39	74.00	-39.61	peak
2	2116.000	45.61	-9.40	36.21	74.00	-37.79	peak
3	2336.000	52.21	-7.87	44.34	74.00	-29.66	peak
4	2414.000	47.48	-7.41	40.07	74.00	-33.93	peak
5	2520.000	45.23	-7.54	37.69	74.00	-36.31	peak
6	2898.000	44.12	-6.35	37.77	74.00	-36.23	peak

This report shall not be reproduced except in full, without the written approval of UL Verification Services (Guangzhou) Co., Ltd, Song Shan Lake Branch.

Test Mode:	802.11b	Frequency(MHz):	2437
Polarity:	Horizontal	Test Voltage:	AC 120V_60Hz

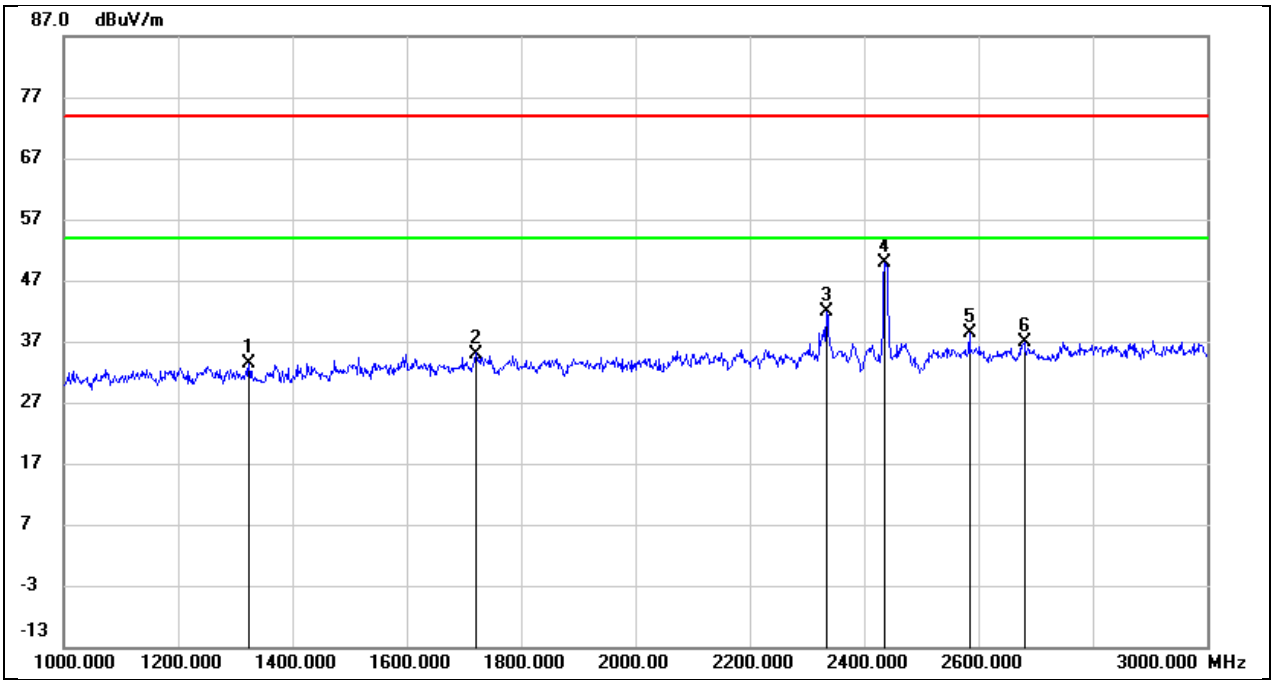

No.	Frequency (MHz)	Reading (dBuV)	Correct (dB/m)	Result (dBuV/m)	Limit (dBuV/m)	Margin (dB)	Remark
1	1324.000	45.79	-12.50	33.29	74.00	-40.71	peak
2	1722.000	45.61	-10.61	35.00	74.00	-39.00	peak
3	2334.000	49.73	-7.89	41.84	74.00	-32.16	peak
4	2436.000	57.21	-7.43	49.78	74.00	-24.22	peak
5	2584.000	45.97	-7.65	38.32	74.00	-35.68	peak
6	2680.000	44.25	-7.33	36.92	74.00	-37.08	peak

This report shall not be reproduced except in full, without the written approval of UL Verification Services (Guangzhou) Co., Ltd, Song Shan Lake Branch.

Test Mode:	802.11b	Frequency(MHz):	2437
Polarity:	Vertical	Test Voltage:	AC 120V_60Hz

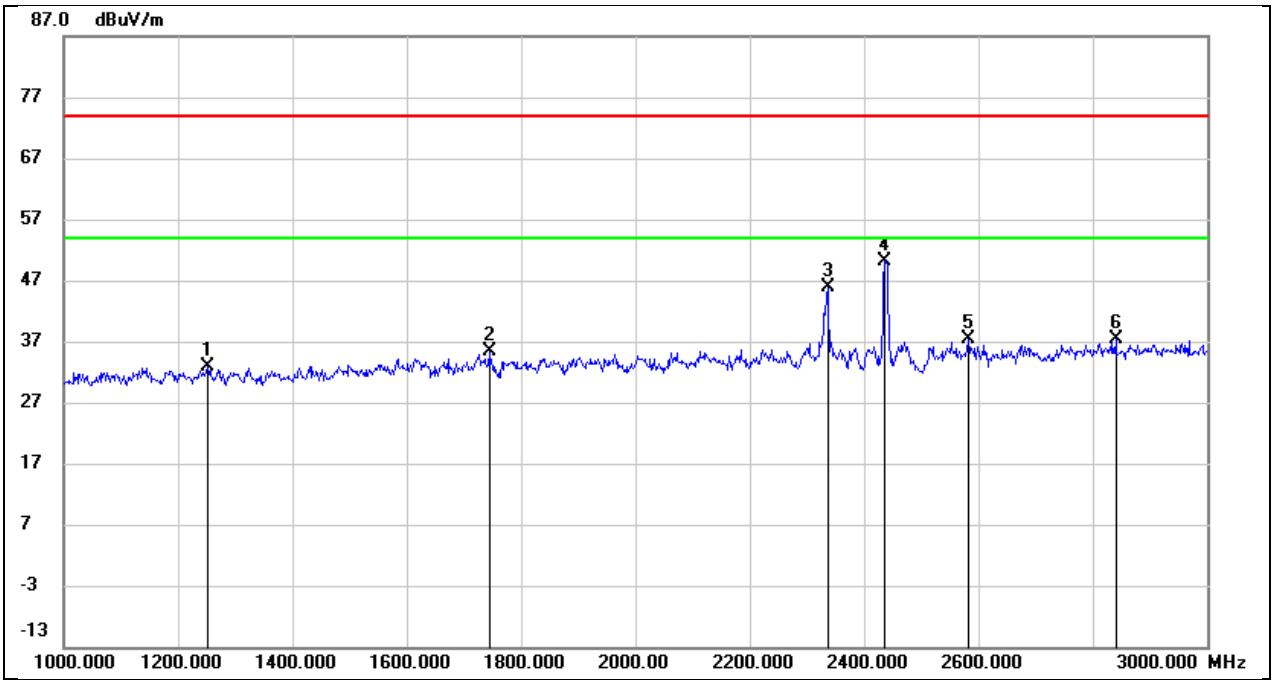

No.	Frequency (MHz)	Reading (dBuV)	Correct (dB/m)	Result (dBuV/m)	Limit (dBuV/m)	Margin (dB)	Remark
1	1252.000	45.47	-12.58	32.89	74.00	-41.11	peak
2	1744.000	45.88	-10.50	35.38	74.00	-38.62	peak
3	2336.000	53.71	-7.87	45.84	74.00	-28.16	peak
4	2436.000	57.52	-7.43	50.09	74.00	-23.91	peak
5	2582.000	45.02	-7.64	37.38	74.00	-36.62	peak
6	2840.000	44.04	-6.62	37.42	74.00	-36.58	peak

This report shall not be reproduced except in full, without the written approval of UL Verification Services (Guangzhou) Co., Ltd, Song Shan Lake Branch.

Test Mode:	802.11b	Frequency(MHz):	2462
Polarity:	Horizontal	Test Voltage:	AC 120V_60Hz

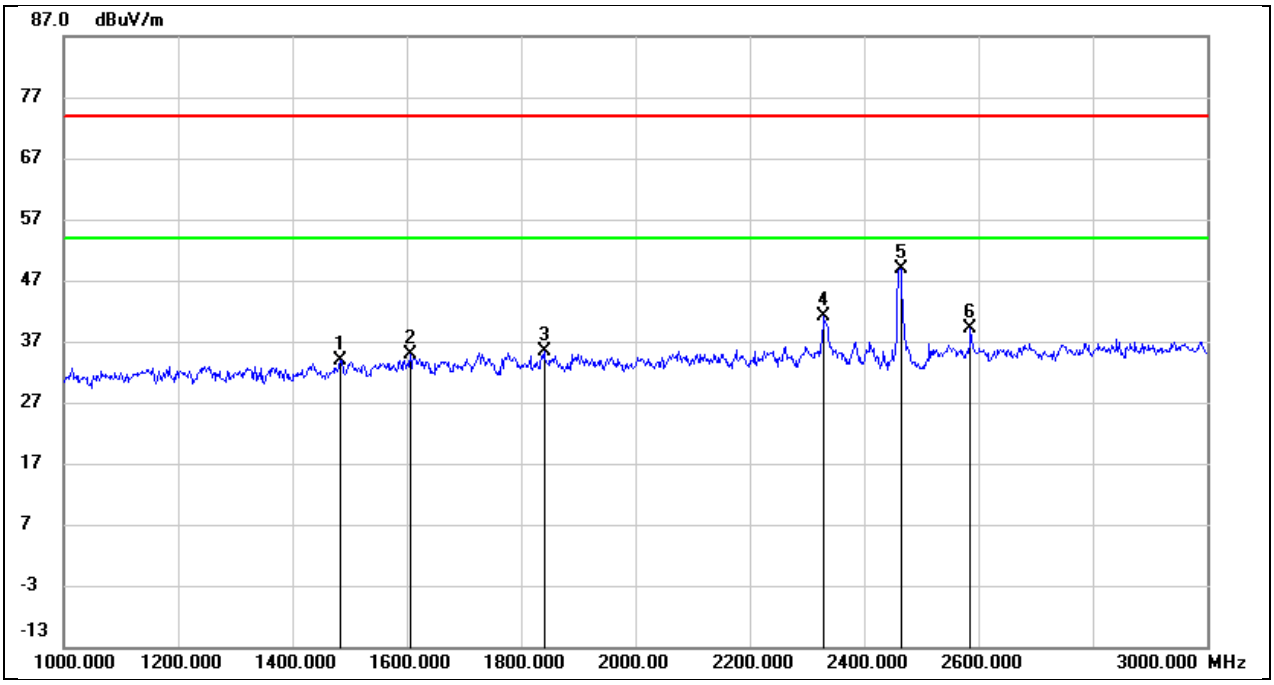

No.	Frequency (MHz)	Reading (dBuV)	Correct (dB/m)	Result (dBuV/m)	Limit (dBuV/m)	Margin (dB)	Remark
1	1484.000	45.84	-11.84	34.00	74.00	-40.00	peak
2	1606.000	45.92	-11.15	34.77	74.00	-39.23	peak
3	1840.000	45.56	-10.21	35.35	74.00	-38.65	peak
4	2330.000	49.09	-7.92	41.17	74.00	-32.83	peak
5	2464.000	56.42	-7.47	48.95	74.00	-25.05	peak
6	2586.000	46.74	-7.66	39.08	74.00	-34.92	peak

This report shall not be reproduced except in full, without the written approval of UL Verification Services (Guangzhou) Co., Ltd, Song Shan Lake Branch.

Test Mode:	802.11b	Frequency(MHz):	2462
Polarity:	Vertical	Test Voltage:	AC 120V_60Hz

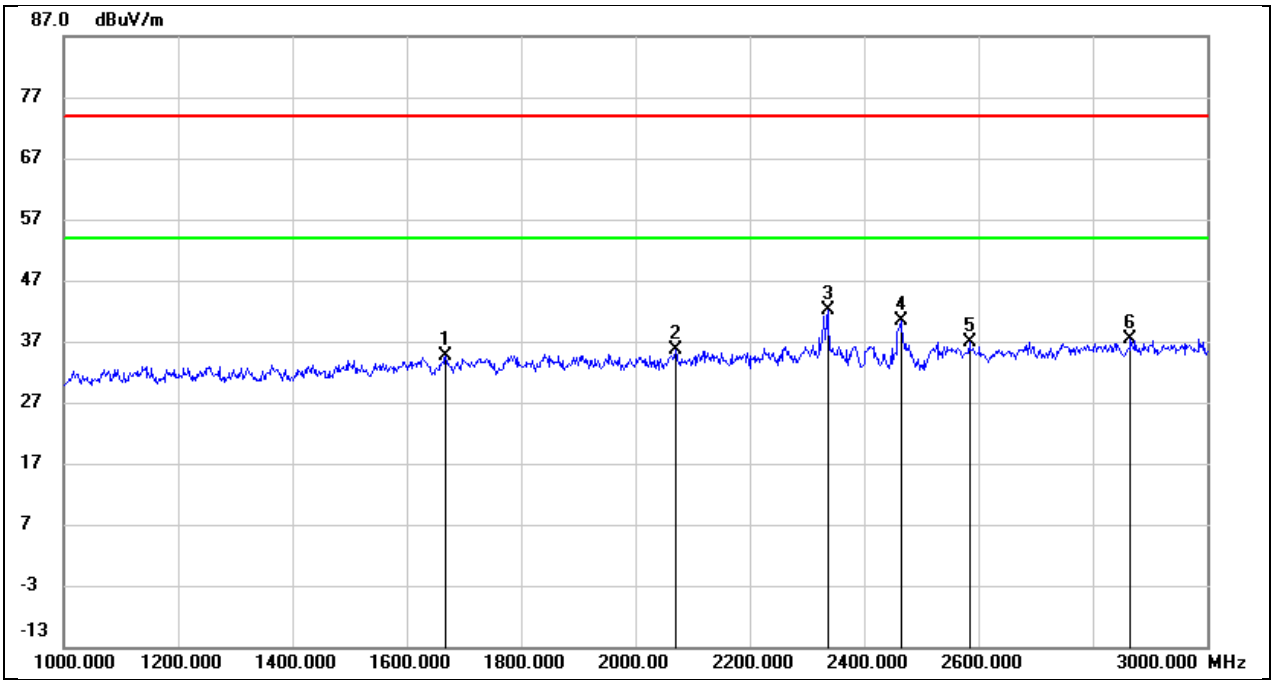

No.	Frequency (MHz)	Reading (dBuV)	Correct (dB/m)	Result (dBuV/m)	Limit (dBuV/m)	Margin (dB)	Remark
1	1668.000	45.46	-10.86	34.60	74.00	-39.40	peak
2	2070.000	45.26	-9.68	35.58	74.00	-38.42	peak
3	2336.000	50.04	-7.87	42.17	74.00	-31.83	peak
4	2464.000	47.91	-7.47	40.44	74.00	-33.56	peak
5	2584.000	44.62	-7.65	36.97	74.00	-37.03	peak
6	2866.000	43.94	-6.49	37.45	74.00	-36.55	peak

This report shall not be reproduced except in full, without the written approval of UL Verification Services (Guangzhou) Co., Ltd, Song Shan Lake Branch.

8.3. SPURIOUS EMISSIONS(3 GHZ~18 GHZ)

Test Mode:	802.11b	Frequency(MHz):	2412
Polarity:	Horizontal	Test Voltage:	AC 120V_60Hz

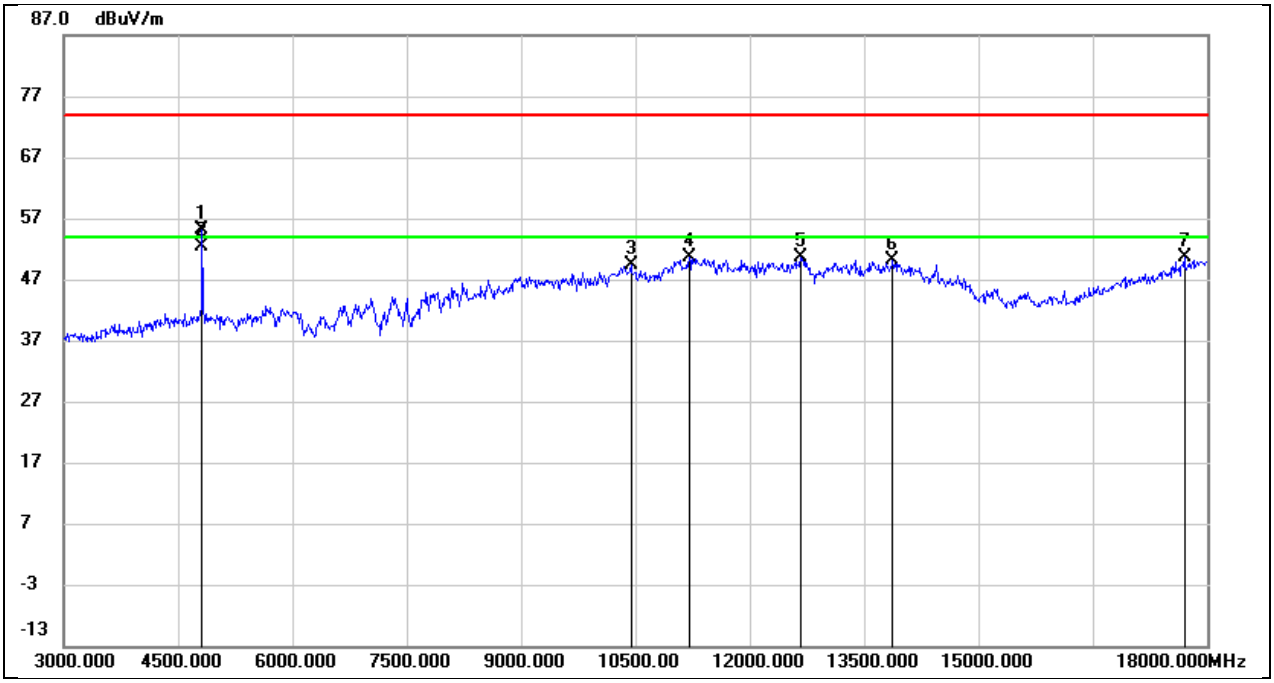

No.	Frequency (MHz)	Reading (dBuV)	Correct (dB/m)	Result (dBuV/m)	Limit (dBuV/m)	Margin (dB)	Remark
1	4815.000	54.56	0.49	55.05	74.00	-18.95	peak
2	4815.000	52.01	0.49	52.50	54.00	-1.50	AVG
3	10440.000	35.83	13.56	49.39	74.00	-24.61	peak
4	11205.000	35.28	15.41	50.69	74.00	-23.31	peak
5	12660.000	32.07	18.49	50.56	74.00	-23.44	peak
6	13875.000	27.36	22.68	50.04	74.00	-23.96	peak
7	17700.000	25.41	25.17	50.58	74.00	-23.42	peak

This report shall not be reproduced except in full, without the written approval of UL Verification Services (Guangzhou) Co., Ltd, Song Shan Lake Branch.

Test Mode:	802.11b	Frequency(MHz):	2412
Polarity:	Vertical	Test Voltage:	AC 120V_60Hz

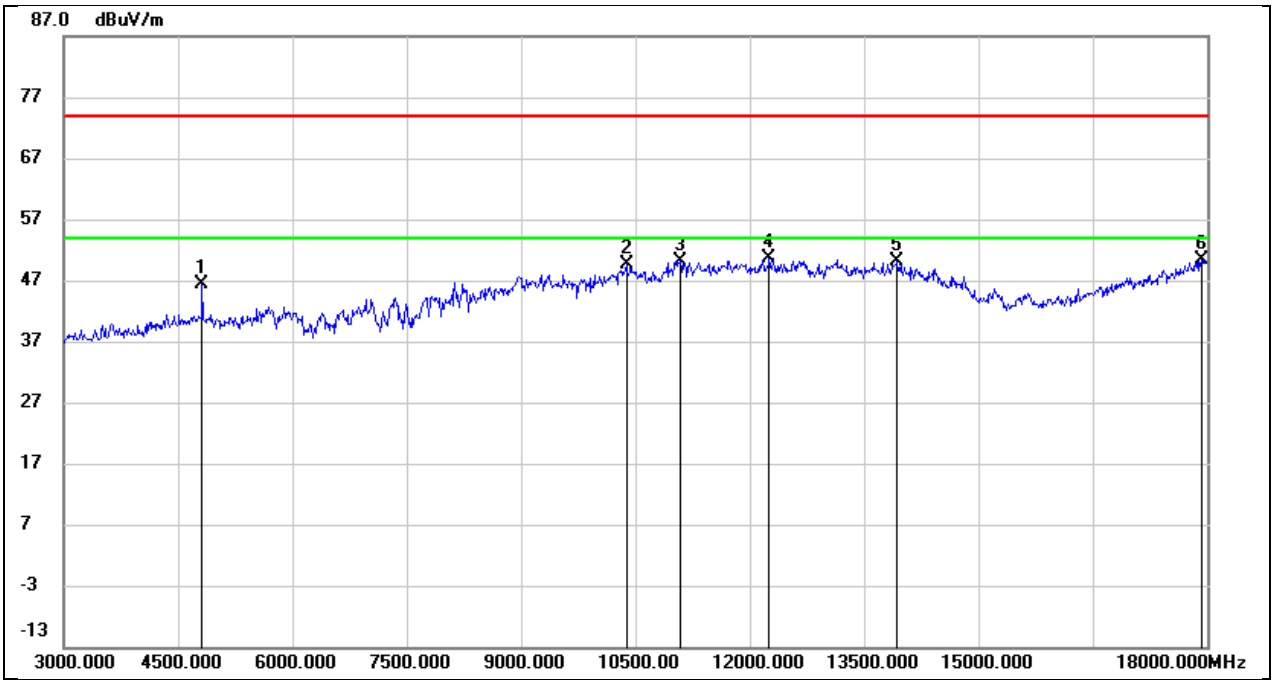

No.	Frequency (MHz)	Reading (dBuV)	Correct (dB/m)	Result (dBuV/m)	Limit (dBuV/m)	Margin (dB)	Remark
1	4815.000	45.85	0.49	46.34	74.00	-27.66	peak
2	10380.000	36.20	13.36	49.56	74.00	-24.44	peak
3	11085.000	35.02	15.11	50.13	74.00	-23.87	peak
4	12255.000	32.08	18.50	50.58	74.00	-23.42	peak
5	13935.000	27.49	22.72	50.21	74.00	-23.79	peak
6	17925.000	23.87	26.55	50.42	74.00	-23.58	peak

This report shall not be reproduced except in full, without the written approval of UL Verification Services (Guangzhou) Co., Ltd, Song Shan Lake Branch.

Test Mode:	802.11b	Frequency(MHz):	2437
Polarity:	Horizontal	Test Voltage:	AC 120V_60Hz

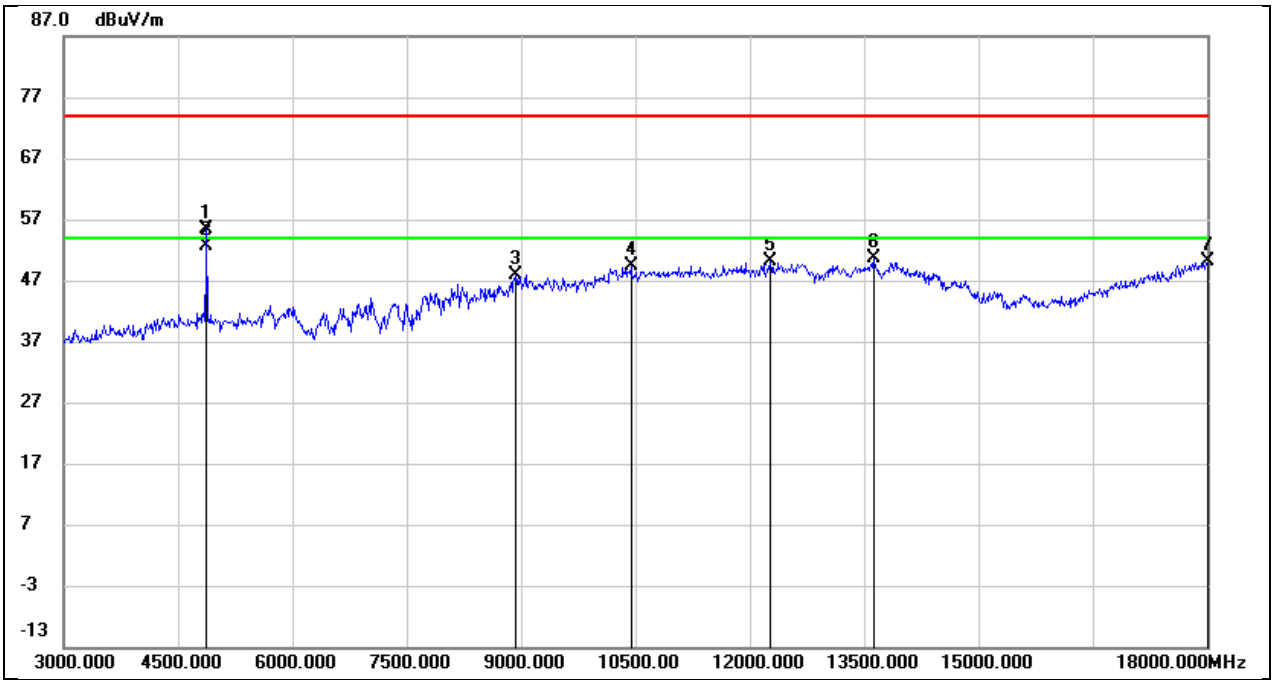

No.	Frequency (MHz)	Reading (dBuV)	Correct (dB/m)	Result (dBuV/m)	Limit (dBuV/m)	Margin (dB)	Remark
1	4875.000	54.66	0.61	55.27	74.00	-18.73	peak
2	4875.000	52.09	0.61	52.70	54.00	-1.30	AVG
3	8925.000	37.69	10.14	47.83	74.00	-26.17	peak
4	10440.000	35.74	13.56	49.30	74.00	-24.70	peak
5	12270.000	31.59	18.55	50.14	74.00	-23.86	peak
6	13620.000	28.82	21.76	50.58	74.00	-23.42	peak
7	18000.000	23.26	26.83	50.09	74.00	-23.91	peak

Note:

1. based on preliminary testing, there were no significant differences between the two models and therefore model [MT6761 version] was fully tested.

This report shall not be reproduced except in full, without the written approval of UL Verification Services (Guangzhou) Co., Ltd, Song Shan Lake Branch.

Test Mode:	802.11b	Frequency(MHz):	2437
Polarity:	Vertical	Test Voltage:	AC 120V_60Hz

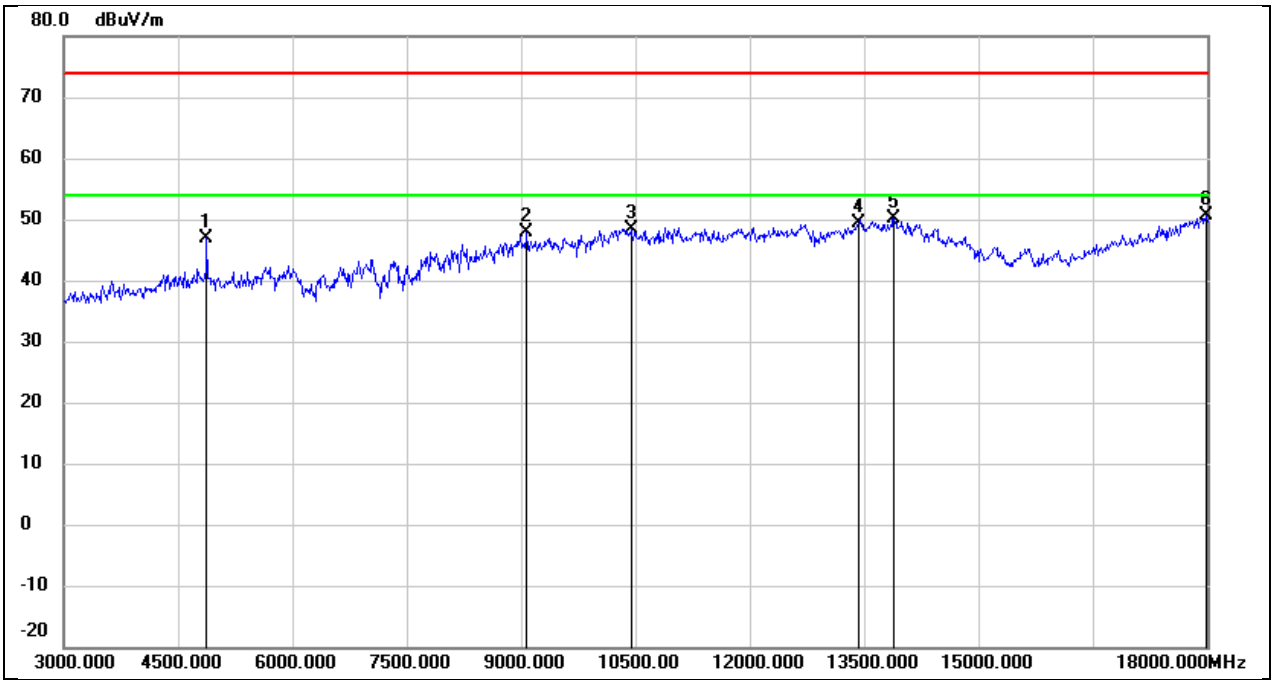

No.	Frequency (MHz)	Reading (dBuV)	Correct (dB/m)	Result (dBuV/m)	Limit (dBuV/m)	Margin (dB)	Remark
1	4875.000	46.21	0.61	46.82	74.00	-27.18	peak
2	9075.000	37.12	10.74	47.86	74.00	-26.14	peak
3	10440.000	34.84	13.56	48.40	74.00	-25.60	peak
4	13425.000	27.83	21.52	49.35	74.00	-24.65	peak
5	13890.000	27.42	22.69	50.11	74.00	-23.89	peak
6	17985.000	23.80	26.77	50.57	74.00	-23.43	peak

This report shall not be reproduced except in full, without the written approval of UL Verification Services (Guangzhou) Co., Ltd, Song Shan Lake Branch.

Test Mode:	802.11b	Frequency(MHz):	24362
Polarity:	Horizontal	Test Voltage:	AC 120V_60Hz

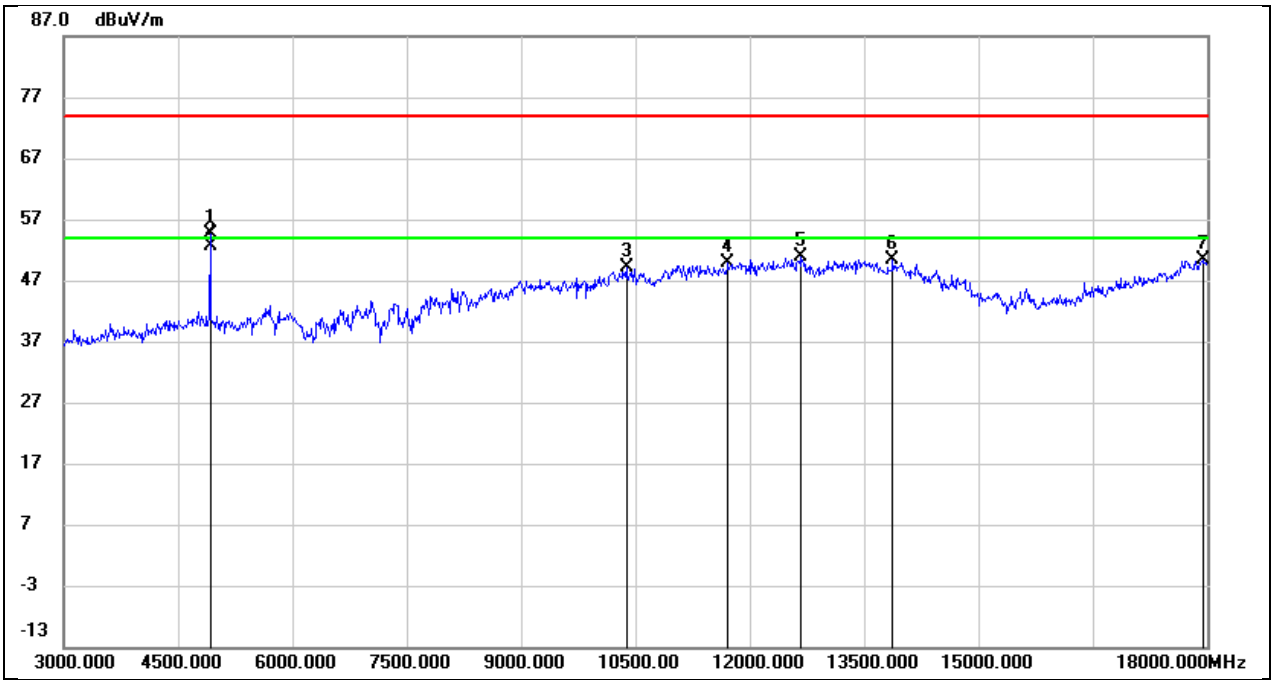

No.	Frequency (MHz)	Reading (dBuV)	Correct (dB/m)	Result (dBuV/m)	Limit (dBuV/m)	Margin (dB)	Remark
1	4920.000	54.04	0.69	54.73	74.00	-19.27	peak
2	4920.000	51.91	0.69	52.60	54.00	-1.40	AVG
3	10380.000	35.87	13.36	49.23	74.00	-24.77	peak
4	11715.000	32.53	17.37	49.90	74.00	-24.10	peak
5	12675.000	32.23	18.54	50.77	74.00	-23.23	peak
6	13875.000	27.64	22.68	50.32	74.00	-23.68	peak
7	17940.000	23.72	26.61	50.33	74.00	-23.67	peak

This report shall not be reproduced except in full, without the written approval of UL Verification Services (Guangzhou) Co., Ltd, Song Shan Lake Branch.

Test Mode:	802.11b	Frequency(MHz):	24362
Polarity:	Vertical	Test Voltage:	AC 120V_60Hz

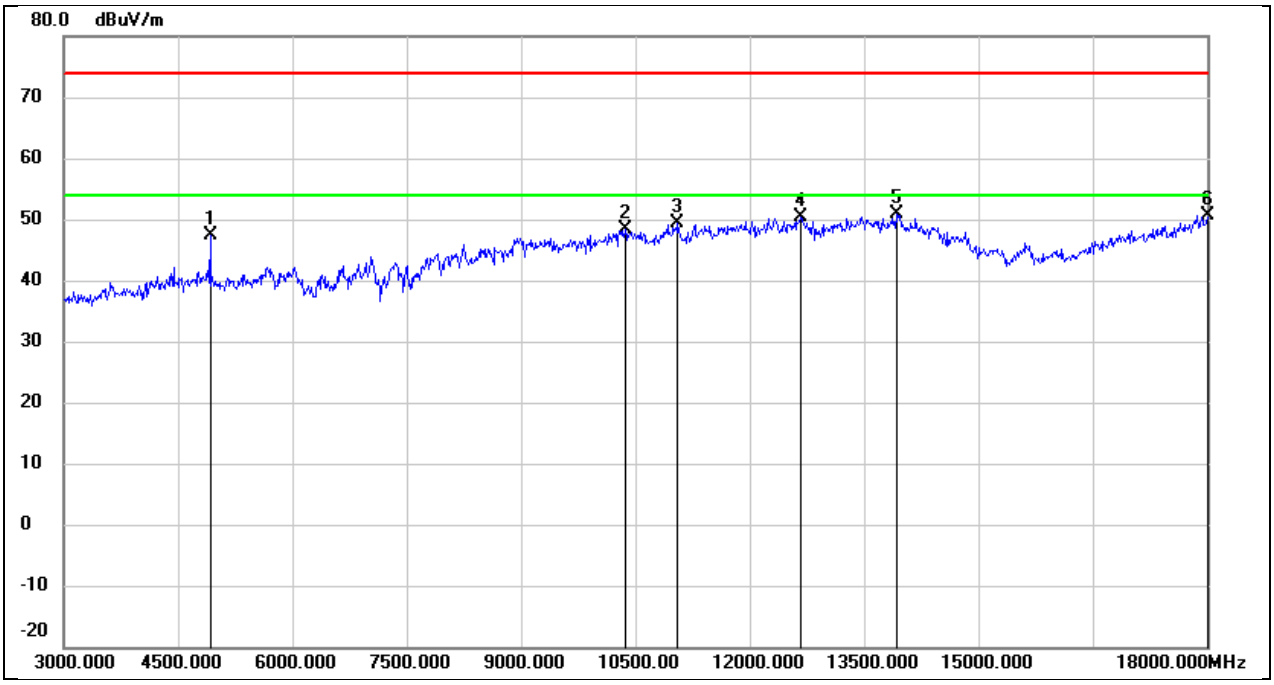

No.	Frequency (MHz)	Reading (dBuV)	Correct (dB/m)	Result (dBuV/m)	Limit (dBuV/m)	Margin (dB)	Remark
1	4920.000	46.63	0.69	47.32	74.00	-26.68	peak
2	10365.000	35.15	13.29	48.44	74.00	-25.56	peak
3	11055.000	34.31	15.04	49.35	74.00	-24.65	peak
4	12660.000	31.77	18.49	50.26	74.00	-23.74	peak
5	13920.000	28.20	22.71	50.91	74.00	-23.09	peak
6	18000.000	23.78	26.83	50.61	74.00	-23.39	peak

This report shall not be reproduced except in full, without the written approval of UL Verification Services (Guangzhou) Co., Ltd, Song Shan Lake Branch.

Test Mode:	802.11g	Frequency(MHz):	2412
Polarity:	Horizontal	Test Voltage:	AC 120V_60Hz

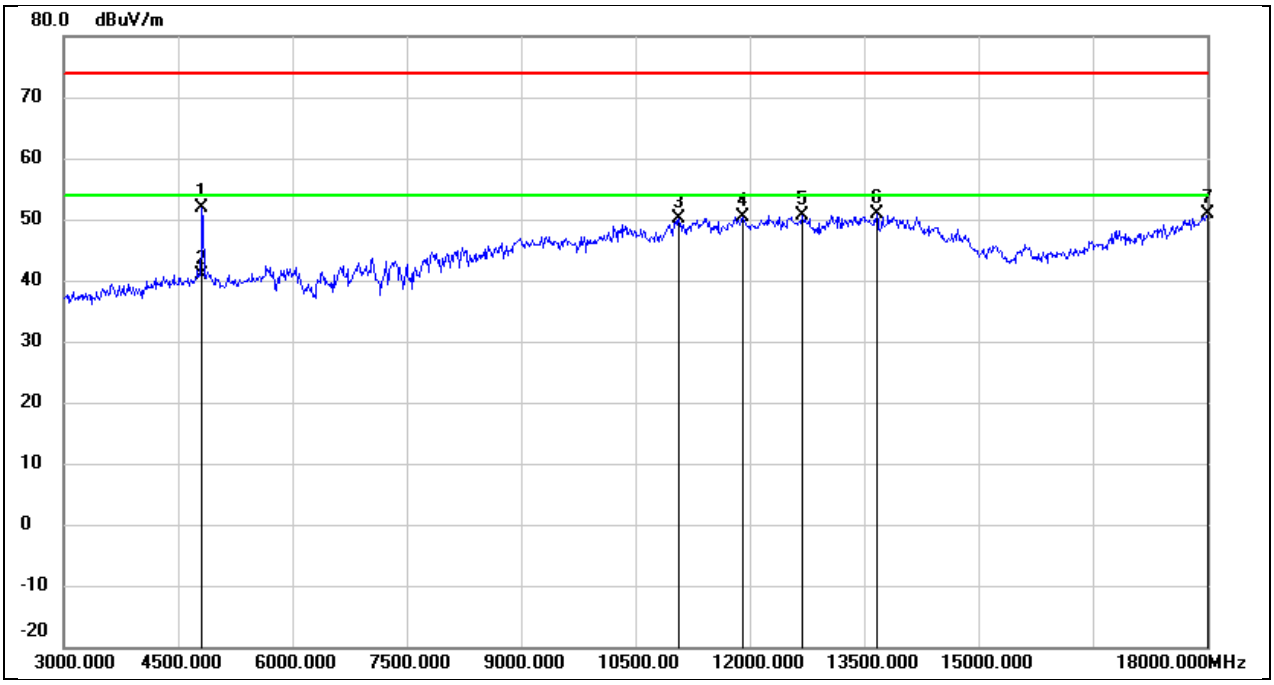

No.	Frequency (MHz)	Reading (dBuV)	Correct (dB/m)	Result (dBuV/m)	Limit (dBuV/m)	Margin (dB)	Remark
1	4815.000	51.29	0.49	51.78	74.00	-22.22	peak
2	4815.000	40.31	0.49	40.80	54.00	-13.20	AVG
3	11070.000	35.07	15.08	50.15	74.00	-23.85	peak
4	11910.000	32.28	18.11	50.39	74.00	-23.61	peak
5	12690.000	32.05	18.60	50.65	74.00	-23.35	peak
6	13665.000	28.99	21.98	50.97	74.00	-23.03	peak
7	18000.000	23.96	26.83	50.79	74.00	-23.21	peak

This report shall not be reproduced except in full, without the written approval of UL Verification Services (Guangzhou) Co., Ltd, Song Shan Lake Branch.

Test Mode:	802.11g	Frequency(MHz):	2412
Polarity:	Vertical	Test Voltage:	AC 120V_60Hz

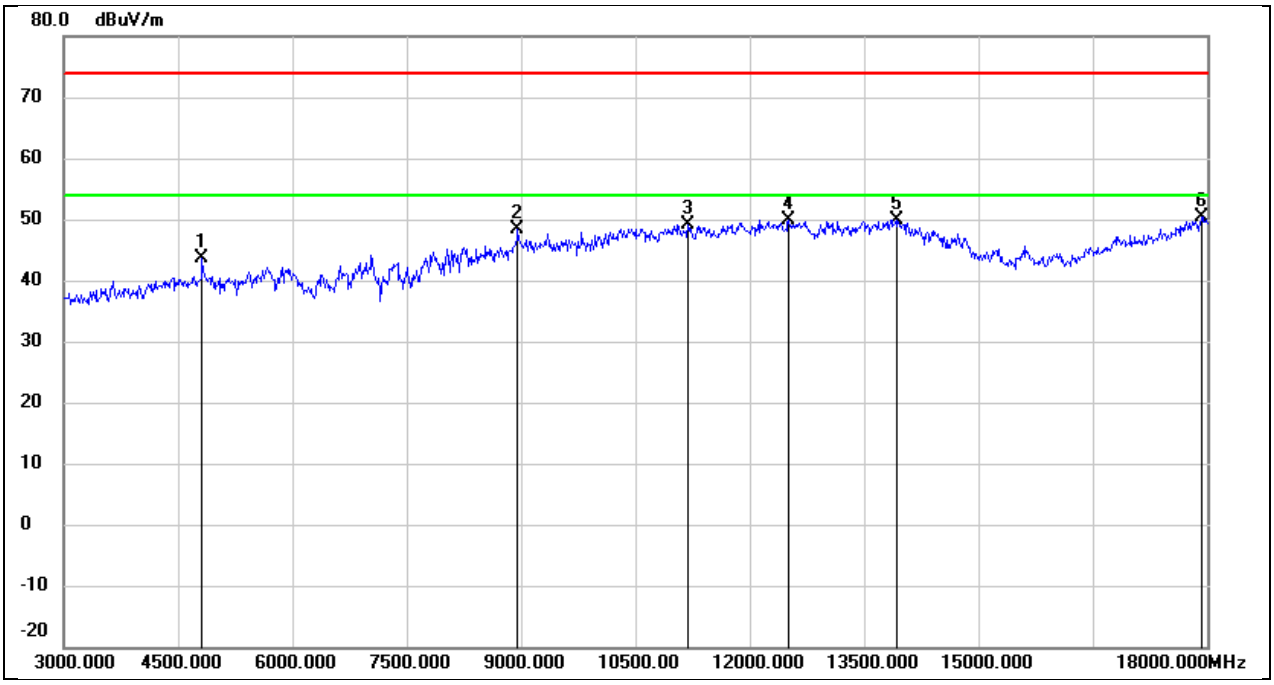

No.	Frequency (MHz)	Reading (dBuV)	Correct (dB/m)	Result (dBuV/m)	Limit (dBuV/m)	Margin (dB)	Remark
1	4815.000	43.20	0.49	43.69	74.00	-30.31	peak
2	8955.000	37.88	10.56	48.44	74.00	-25.56	peak
3	11190.000	33.73	15.36	49.09	74.00	-24.91	peak
4	12510.000	31.38	18.51	49.89	74.00	-24.11	peak
5	13920.000	27.21	22.71	49.92	74.00	-24.08	peak
6	17925.000	23.93	26.55	50.48	74.00	-23.52	peak

This report shall not be reproduced except in full, without the written approval of UL Verification Services (Guangzhou) Co., Ltd, Song Shan Lake Branch.

Test Mode:	802.11g	Frequency(MHz):	2437
Polarity:	Horizontal	Test Voltage:	AC 120V_60Hz

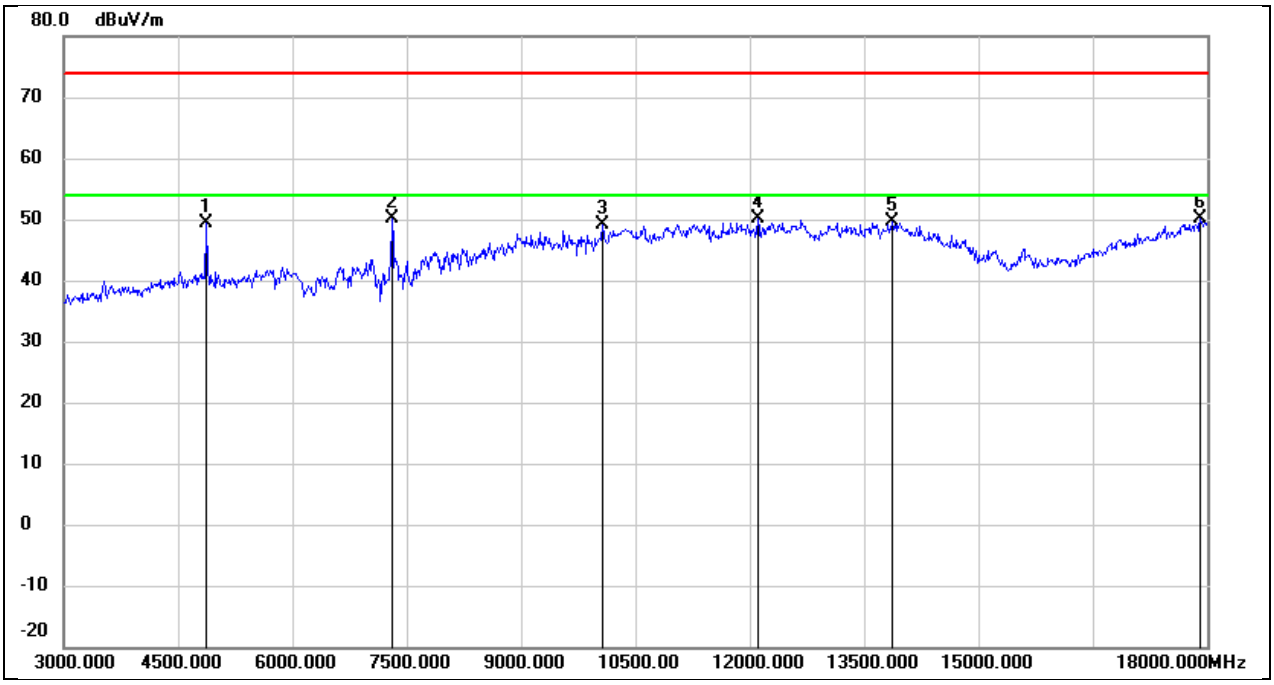

No.	Frequency (MHz)	Reading (dBuV)	Correct (dB/m)	Result (dBuV/m)	Limit (dBuV/m)	Margin (dB)	Remark
1	4875.000	48.68	0.61	49.29	74.00	-24.71	peak
2	7305.000	43.32	6.89	50.21	74.00	-23.79	peak
3	10065.000	36.59	12.48	49.07	74.00	-24.93	peak
4	12105.000	31.80	18.41	50.21	74.00	-23.79	peak
5	13875.000	27.00	22.68	49.68	74.00	-24.32	peak
6	17910.000	23.73	26.50	50.23	74.00	-23.77	peak

This report shall not be reproduced except in full, without the written approval of UL Verification Services (Guangzhou) Co., Ltd, Song Shan Lake Branch.

Test Mode:	802.11g	Frequency(MHz):	2437
Polarity:	Vertical	Test Voltage:	AC 120V_60Hz

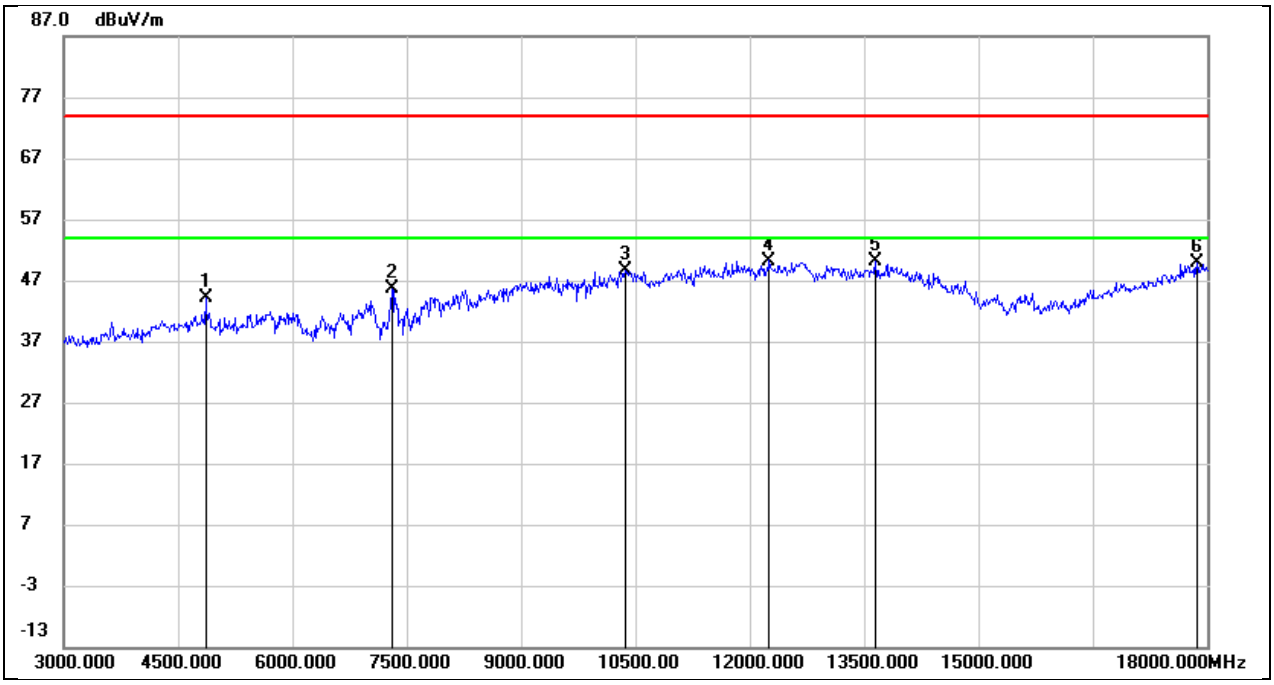

No.	Frequency (MHz)	Reading (dBuV)	Correct (dB/m)	Result (dBuV/m)	Limit (dBuV/m)	Margin (dB)	Remark
1	4860.000	43.65	0.57	44.22	74.00	-29.78	peak
2	7305.000	38.85	6.89	45.74	74.00	-28.26	peak
3	10365.000	35.28	13.29	48.57	74.00	-25.43	peak
4	12255.000	31.75	18.50	50.25	74.00	-23.75	peak
5	13650.000	28.27	21.90	50.17	74.00	-23.83	peak
6	17865.000	23.62	26.33	49.95	74.00	-24.05	peak

This report shall not be reproduced except in full, without the written approval of UL Verification Services (Guangzhou) Co., Ltd, Song Shan Lake Branch.

Test Mode:	802.11g	Frequency(MHz):	2462
Polarity:	Horizontal	Test Voltage:	AC 120V_60Hz

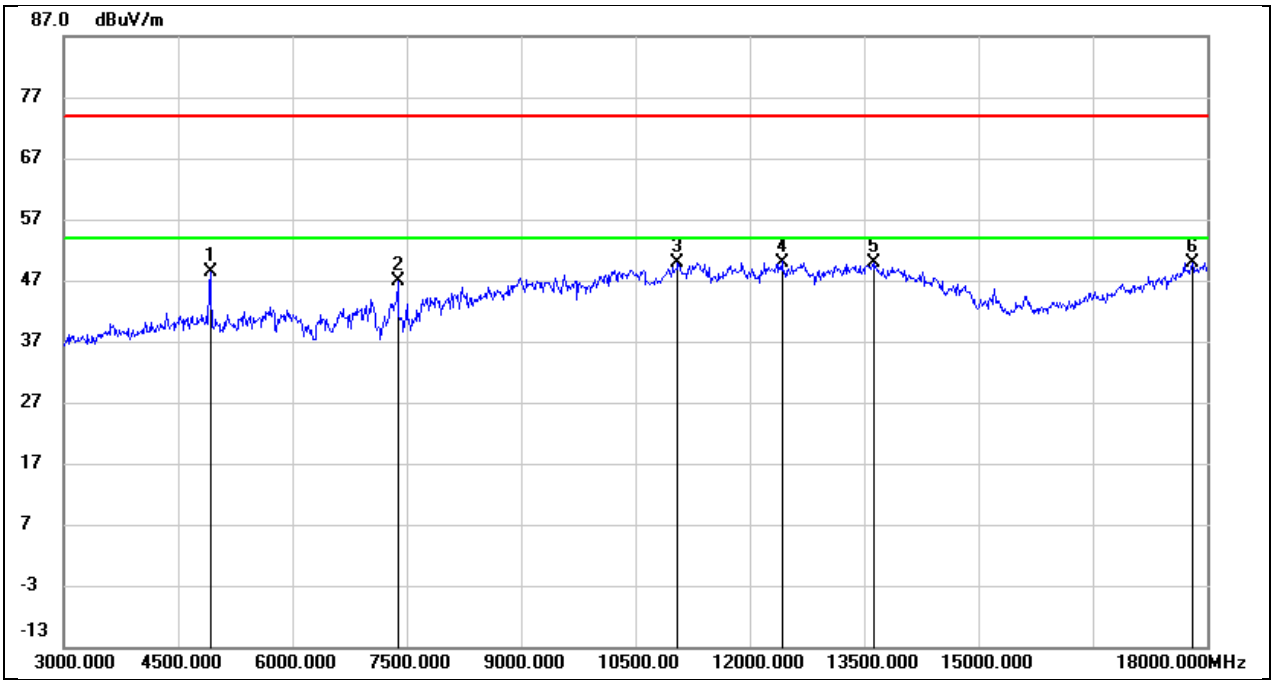

No.	Frequency (MHz)	Reading (dBuV)	Correct (dB/m)	Result (dBuV/m)	Limit (dBuV/m)	Margin (dB)	Remark
1	4920.000	47.57	0.69	48.26	74.00	-25.74	peak
2	7380.000	39.60	7.34	46.94	74.00	-27.06	peak
3	11055.000	34.90	15.04	49.94	74.00	-24.06	peak
4	12420.000	31.10	18.90	50.00	74.00	-24.00	peak
5	13620.000	28.03	21.76	49.79	74.00	-24.21	peak
6	17805.000	23.78	26.11	49.89	74.00	-24.11	peak

This report shall not be reproduced except in full, without the written approval of UL Verification Services (Guangzhou) Co., Ltd, Song Shan Lake Branch.

Test Mode:	802.11g	Frequency(MHz):	2462
Polarity:	Vertical	Test Voltage:	AC 120V_60Hz

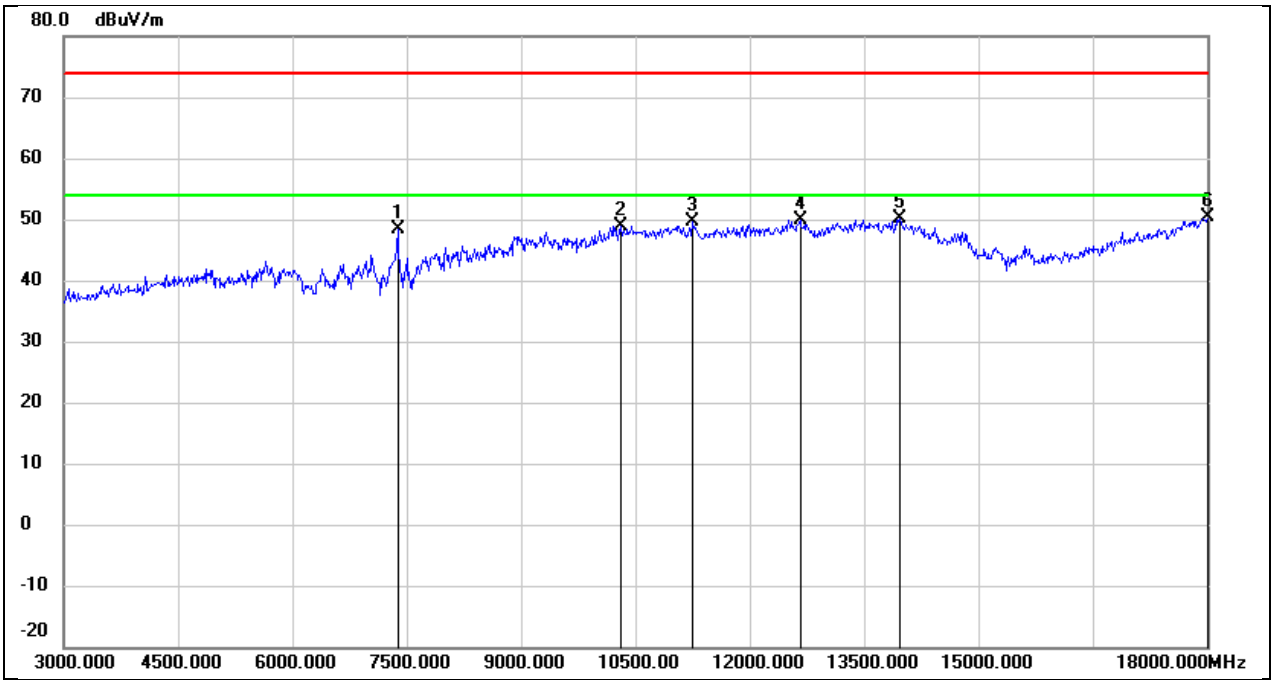

No.	Frequency (MHz)	Reading (dBuV)	Correct (dB/m)	Result (dBuV/m)	Limit (dBuV/m)	Margin (dB)	Remark
1	7380.000	40.98	7.34	48.32	74.00	-25.68	peak
2	10305.000	35.90	13.00	48.90	74.00	-25.10	peak
3	11250.000	33.85	15.67	49.52	74.00	-24.48	peak
4	12660.000	31.43	18.49	49.92	74.00	-24.08	peak
5	13965.000	27.49	22.74	50.23	74.00	-23.77	peak
6	18000.000	23.52	26.83	50.35	74.00	-23.65	peak

This report shall not be reproduced except in full, without the written approval of UL Verification Services (Guangzhou) Co., Ltd, Song Shan Lake Branch.

Test Mode:	802.11n HT20	Frequency(MHz):	2412
Polarity:	Horizontal	Test Voltage:	AC 120V_60Hz

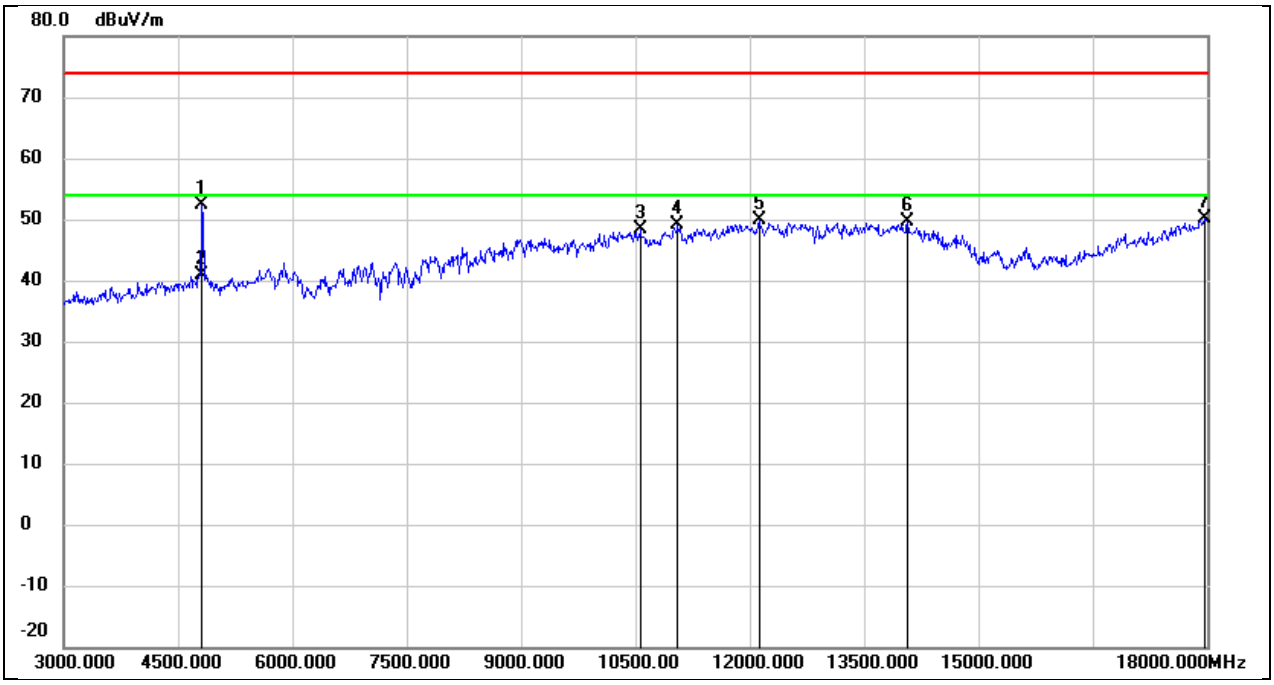

No.	Frequency (MHz)	Reading (dBuV)	Correct (dB/m)	Result (dBuV/m)	Limit (dBuV/m)	Margin (dB)	Remark
1	4815.000	51.79	0.49	52.28	74.00	-21.72	peak
2	4815.000	40.41	0.49	40.90	54.00	-13.10	AVG
3	10560.000	34.49	13.84	48.33	74.00	-25.67	peak
4	11055.000	34.09	15.04	49.13	74.00	-24.87	peak
5	12120.000	31.44	18.40	49.84	74.00	-24.16	peak
6	14070.000	27.18	22.55	49.73	74.00	-24.27	peak
7	17970.000	23.29	26.72	50.01	74.00	-23.99	peak

This report shall not be reproduced except in full, without the written approval of UL Verification Services (Guangzhou) Co., Ltd, Song Shan Lake Branch.

Test Mode:	802.11n HT20	Frequency(MHz):	2412
Polarity:	Vertical	Test Voltage:	AC 120V_60Hz

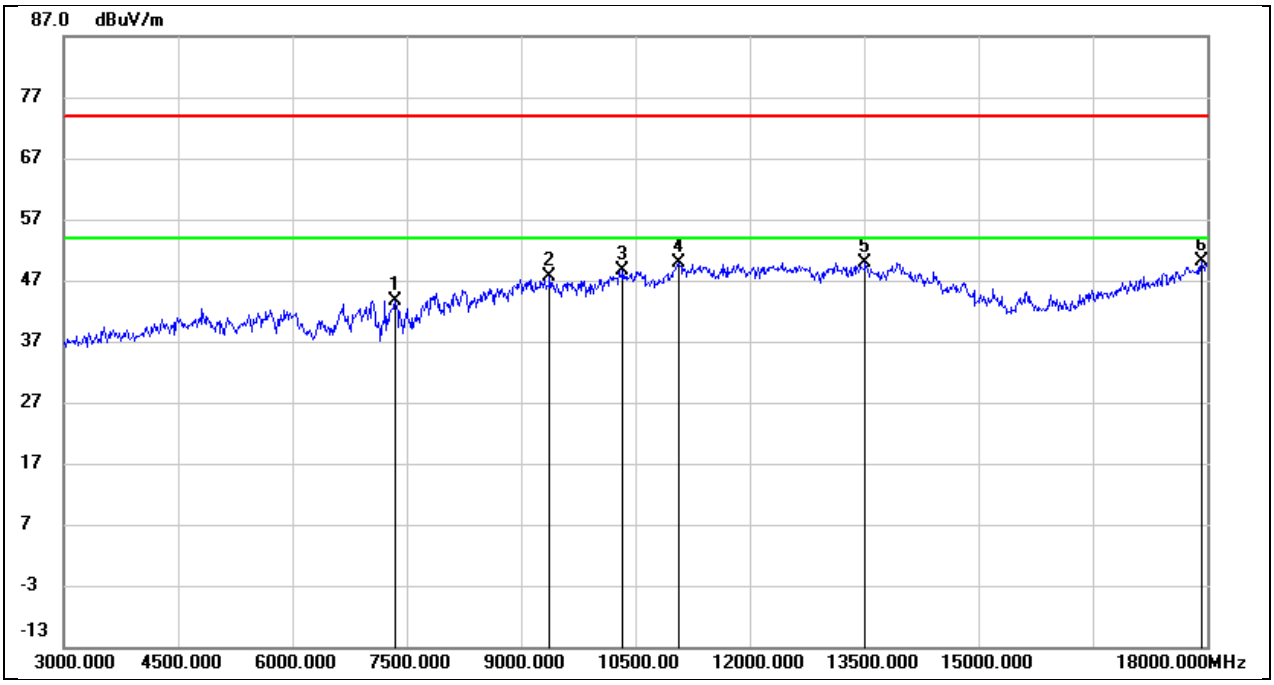

No.	Frequency (MHz)	Reading (dBuV)	Correct (dB/m)	Result (dBuV/m)	Limit (dBuV/m)	Margin (dB)	Remark
1	7350.000	36.54	7.17	43.71	74.00	-30.29	peak
2	9375.000	37.24	10.40	47.64	74.00	-26.36	peak
3	10335.000	35.52	13.14	48.66	74.00	-25.34	peak
4	11070.000	34.69	15.08	49.77	74.00	-24.23	peak
5	13515.000	28.14	21.69	49.83	74.00	-24.17	peak
6	17925.000	23.68	26.55	50.23	74.00	-23.77	peak

This report shall not be reproduced except in full, without the written approval of UL Verification Services (Guangzhou) Co., Ltd, Song Shan Lake Branch.

Test Mode:	802.11n HT20	Frequency(MHz):	2437
Polarity:	Horizontal	Test Voltage:	AC 120V_60Hz

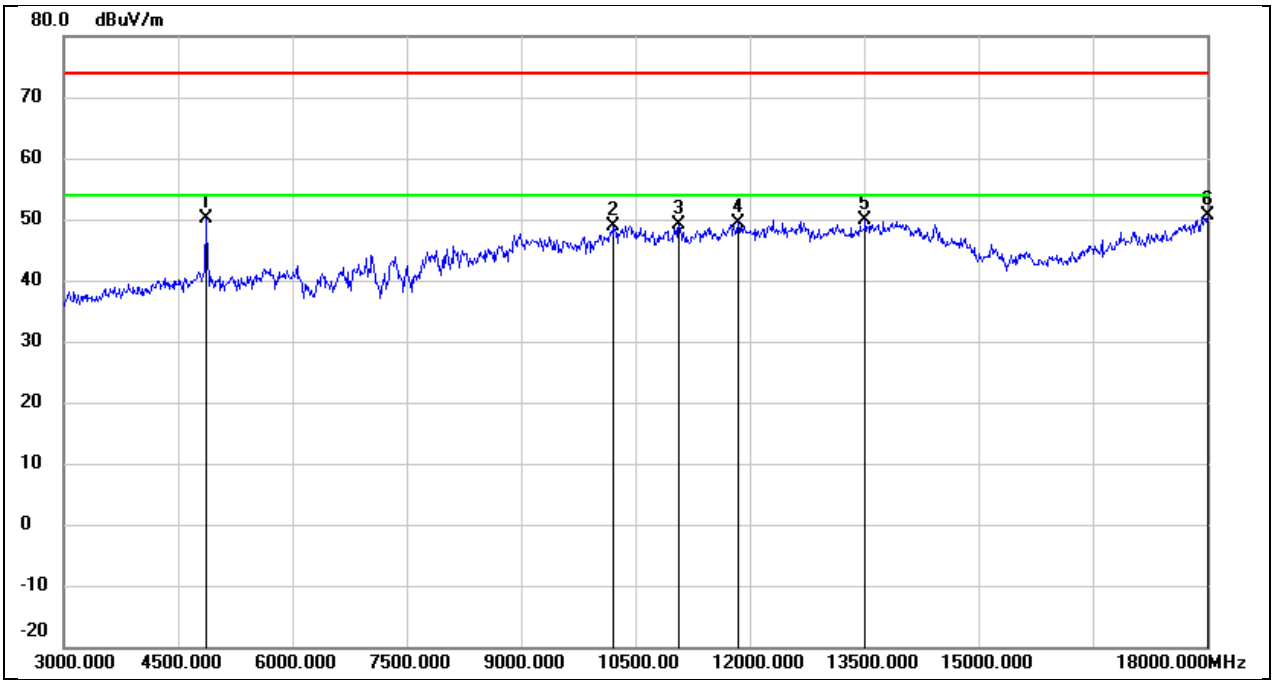

No.	Frequency (MHz)	Reading (dBuV)	Correct (dB/m)	Result (dBuV/m)	Limit (dBuV/m)	Margin (dB)	Remark
1	4860.000	49.67	0.57	50.24	74.00	-23.76	peak
2	10215.000	36.41	12.56	48.97	74.00	-25.03	peak
3	11070.000	34.15	15.08	49.23	74.00	-24.77	peak
4	11850.000	31.66	17.84	49.50	74.00	-24.50	peak
5	13515.000	28.30	21.69	49.99	74.00	-24.01	peak
6	18000.000	23.77	26.83	50.60	74.00	-23.40	peak

This report shall not be reproduced except in full, without the written approval of UL Verification Services (Guangzhou) Co., Ltd, Song Shan Lake Branch.

Test Mode:	802.11n HT20	Frequency(MHz):	2437
Polarity:	Vertical	Test Voltage:	AC 120V_60Hz

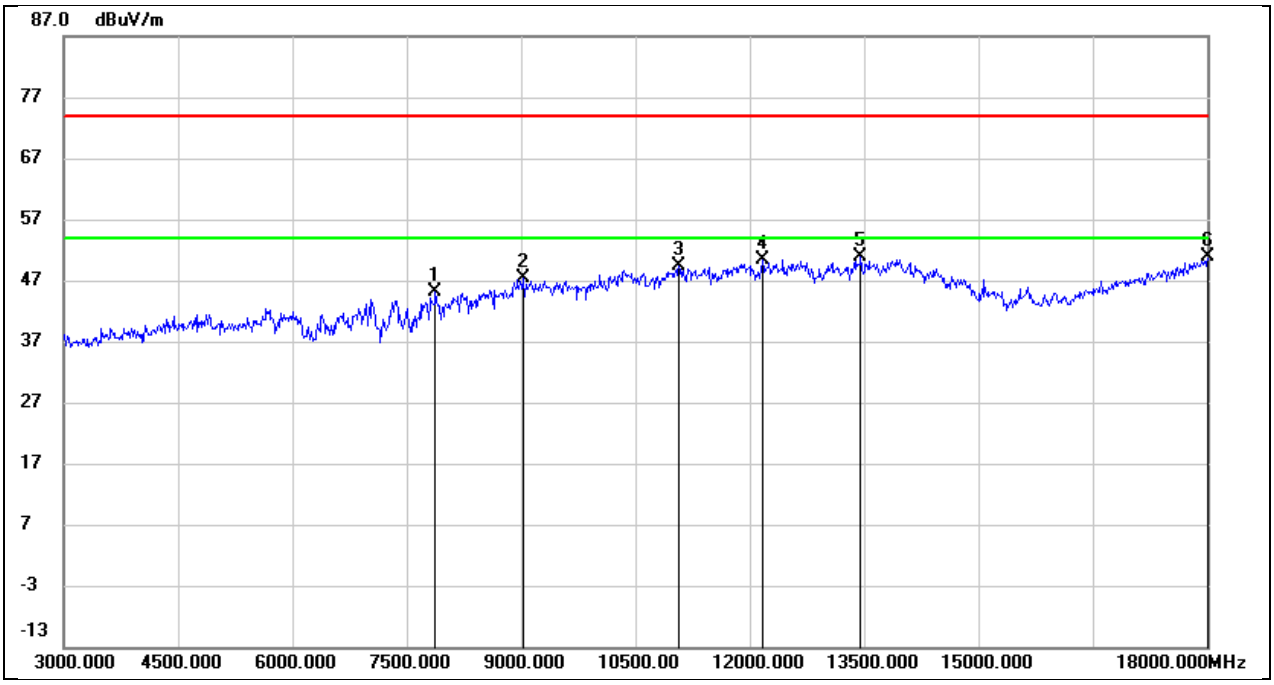

No.	Frequency (MHz)	Reading (dBuV)	Correct (dB/m)	Result (dBuV/m)	Limit (dBuV/m)	Margin (dB)	Remark
1	7875.000	37.92	7.33	45.25	74.00	-28.75	peak
2	9030.000	36.31	11.00	47.31	74.00	-26.69	peak
3	11070.000	34.20	15.08	49.28	74.00	-24.72	peak
4	12165.000	32.07	18.35	50.42	74.00	-23.58	peak
5	13455.000	29.30	21.58	50.88	74.00	-23.12	peak
6	18000.000	23.99	26.83	50.82	74.00	-23.18	peak

This report shall not be reproduced except in full, without the written approval of UL Verification Services (Guangzhou) Co., Ltd, Song Shan Lake Branch.

Test Mode:	802.11n HT20	Frequency(MHz):	2462
Polarity:	Horizontal	Test Voltage:	AC 120V_60Hz

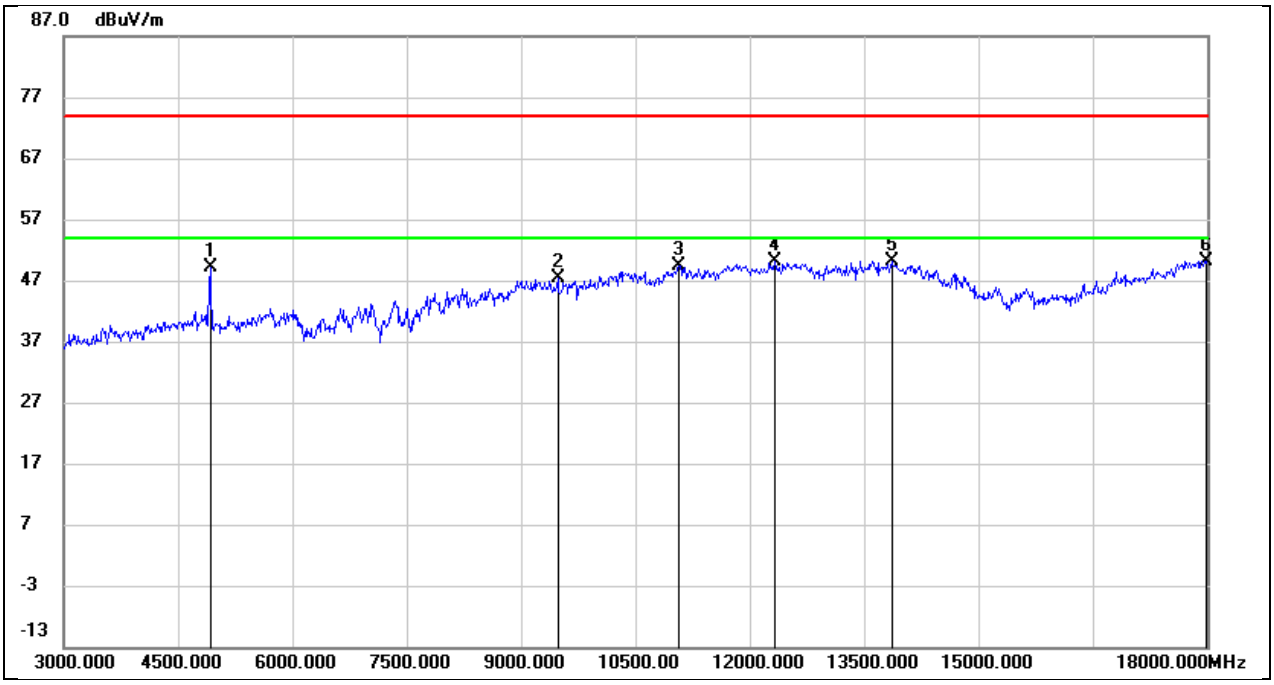

No.	Frequency (MHz)	Reading (dBuV)	Correct (dB/m)	Result (dBuV/m)	Limit (dBuV/m)	Margin (dB)	Remark
1	4920.000	48.40	0.69	49.09	74.00	-24.91	peak
2	9480.000	36.63	10.72	47.35	74.00	-26.65	peak
3	11070.000	34.27	15.08	49.35	74.00	-24.65	peak
4	12330.000	31.32	18.76	50.08	74.00	-23.92	peak
5	13860.000	27.47	22.68	50.15	74.00	-23.85	peak
6	17985.000	23.43	26.77	50.20	74.00	-23.80	peak

This report shall not be reproduced except in full, without the written approval of UL Verification Services (Guangzhou) Co., Ltd, Song Shan Lake Branch.

Test Mode:	802.11n HT20	Frequency(MHz):	2462
Polarity:	Vertical	Test Voltage:	AC 120V_60Hz

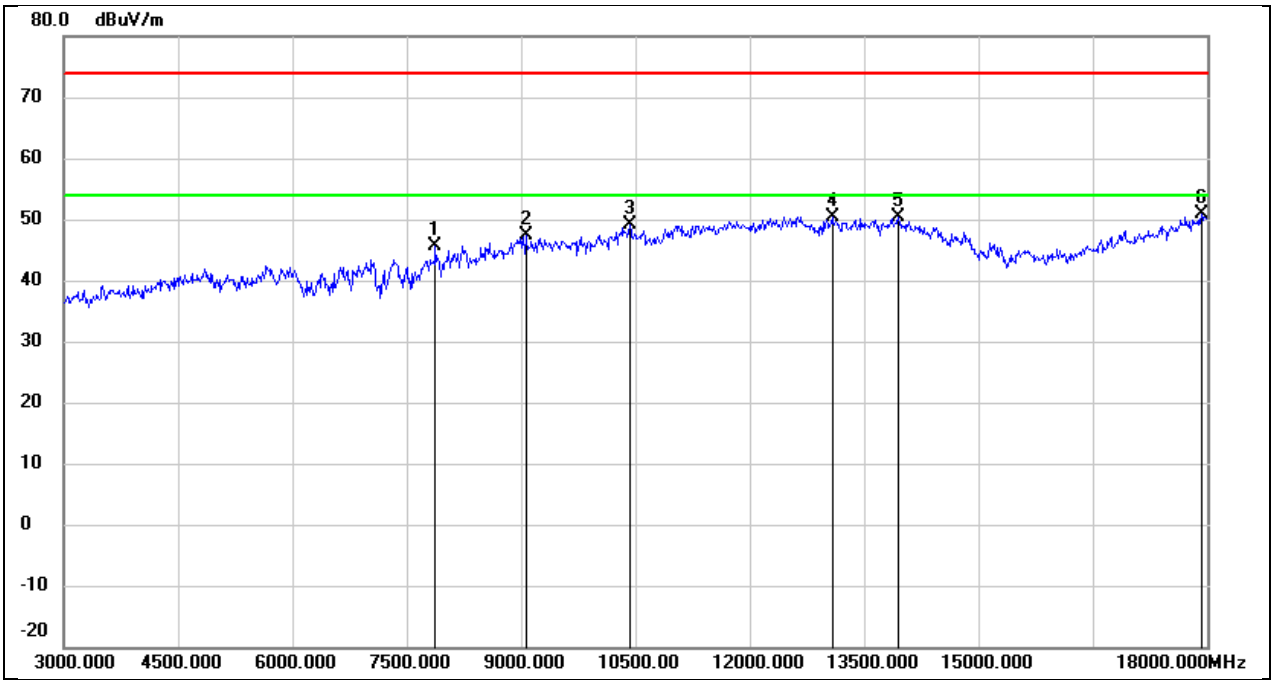

No.	Frequency (MHz)	Reading (dBuV)	Correct (dB/m)	Result (dBuV/m)	Limit (dBuV/m)	Margin (dB)	Remark
1	7875.000	38.18	7.33	45.51	74.00	-28.49	peak
2	9060.000	36.44	10.82	47.26	74.00	-26.74	peak
3	10425.000	35.54	13.51	49.05	74.00	-24.95	peak
4	13080.000	30.97	19.50	50.47	74.00	-23.53	peak
5	13950.000	27.77	22.73	50.50	74.00	-23.50	peak
6	17925.000	24.41	26.55	50.96	74.00	-23.04	peak

This report shall not be reproduced except in full, without the written approval of UL Verification Services (Guangzhou) Co., Ltd, Song Shan Lake Branch.

Test Mode:	802.11n HT40	Frequency(MHz):	2422
Polarity:	Horizontal	Test Voltage:	AC 120V_60Hz

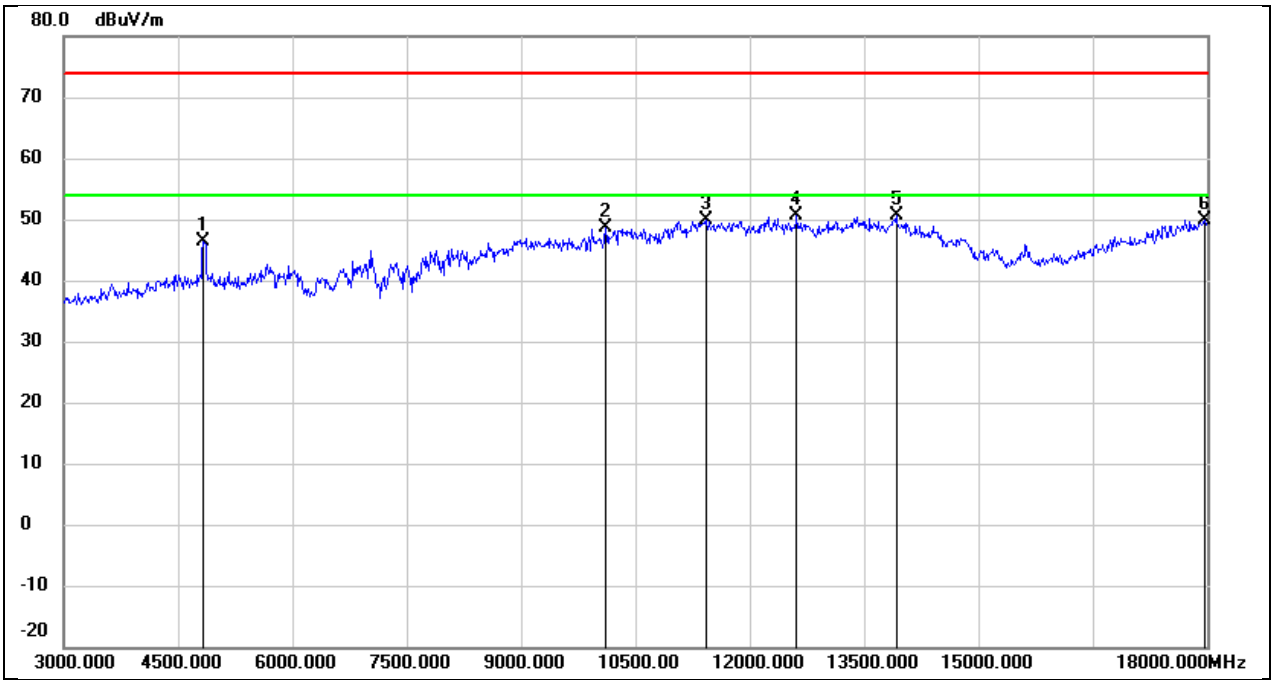

No.	Frequency (MHz)	Reading (dBuV)	Correct (dB/m)	Result (dBuV/m)	Limit (dBuV/m)	Margin (dB)	Remark
1	4830.000	45.87	0.51	46.38	74.00	-27.62	peak
2	10110.000	36.10	12.47	48.57	74.00	-25.43	peak
3	11430.000	33.22	16.64	49.86	74.00	-24.14	peak
4	12615.000	32.29	18.33	50.62	74.00	-23.38	peak
5	13920.000	27.98	22.71	50.69	74.00	-23.31	peak
6	17970.000	23.16	26.72	49.88	74.00	-24.12	peak

This report shall not be reproduced except in full, without the written approval of UL Verification Services (Guangzhou) Co., Ltd, Song Shan Lake Branch.

Test Mode:	802.11n HT40	Frequency(MHz):	2422
Polarity:	Vertical	Test Voltage:	AC 120V_60Hz

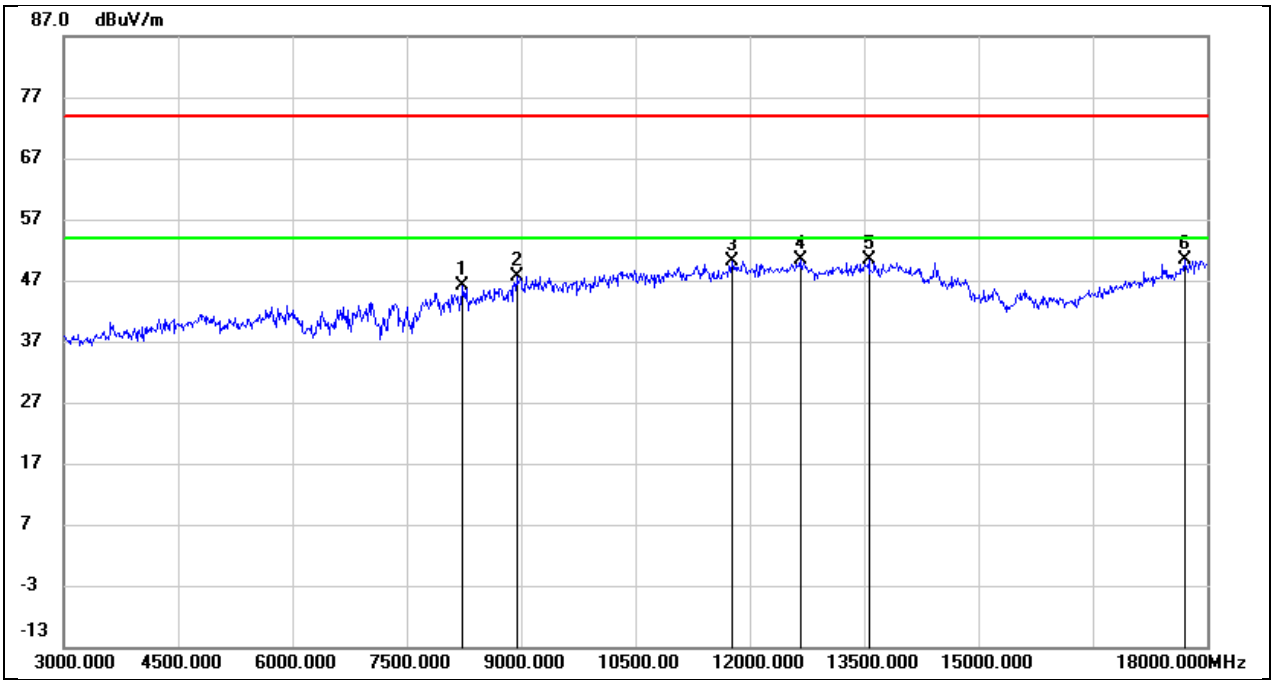

No.	Frequency (MHz)	Reading (dBuV)	Correct (dB/m)	Result (dBuV/m)	Limit (dBuV/m)	Margin (dB)	Remark
1	8235.000	37.36	8.70	46.06	74.00	-27.94	peak
2	8940.000	37.37	10.35	47.72	74.00	-26.28	peak
3	11775.000	32.69	17.56	50.25	74.00	-23.75	peak
4	12660.000	31.87	18.49	50.36	74.00	-23.64	peak
5	13560.000	28.83	21.67	50.50	74.00	-23.50	peak
6	17700.000	25.11	25.17	50.28	74.00	-23.72	peak

This report shall not be reproduced except in full, without the written approval of UL Verification Services (Guangzhou) Co., Ltd, Song Shan Lake Branch.

Test Mode:	802.11n HT40	Frequency(MHz):	2437
Polarity:	Horizontal	Test Voltage:	AC 120V_60Hz

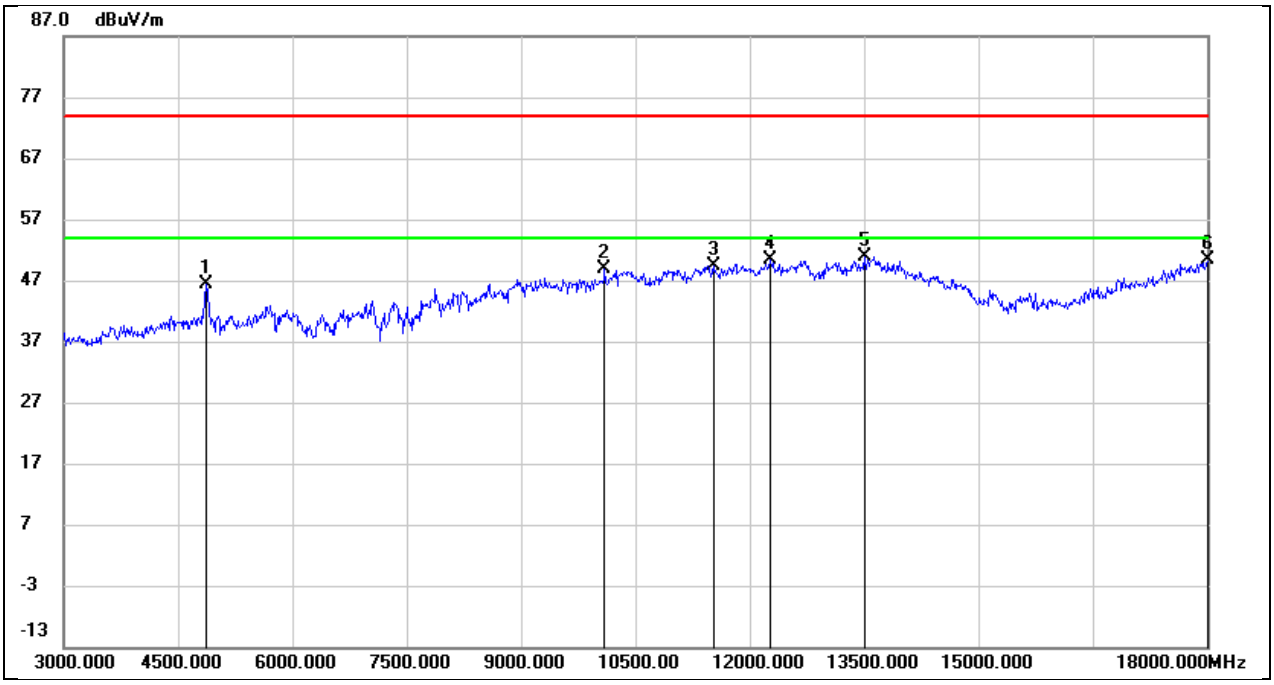

No.	Frequency (MHz)	Reading (dBuV)	Correct (dB/m)	Result (dBuV/m)	Limit (dBuV/m)	Margin (dB)	Remark
1	4860.000	45.81	0.57	46.38	74.00	-27.62	peak
2	10095.000	36.35	12.48	48.83	74.00	-25.17	peak
3	11520.000	32.40	16.91	49.31	74.00	-24.69	peak
4	12270.000	31.76	18.55	50.31	74.00	-23.69	peak
5	13500.000	29.24	21.69	50.93	74.00	-23.07	peak
6	18000.000	23.60	26.83	50.43	74.00	-23.57	peak

This report shall not be reproduced except in full, without the written approval of UL Verification Services (Guangzhou) Co., Ltd, Song Shan Lake Branch.

Test Mode:	802.11n HT40	Frequency(MHz):	2437
Polarity:	Vertical	Test Voltage:	AC 120V_60Hz

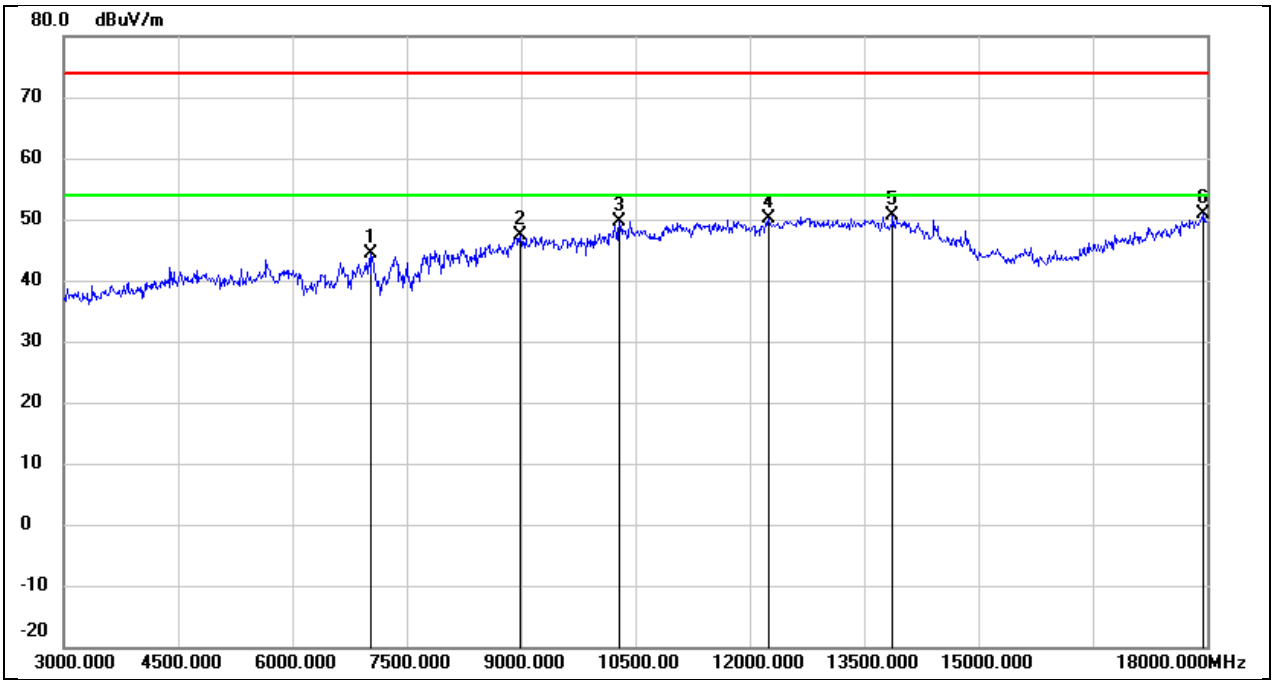

No.	Frequency (MHz)	Reading (dBuV)	Correct (dB/m)	Result (dBuV/m)	Limit (dBuV/m)	Margin (dB)	Remark
1	7035.000	37.07	7.28	44.35	74.00	-29.65	peak
2	8985.000	36.51	10.97	47.48	74.00	-26.52	peak
3	10290.000	36.72	12.93	49.65	74.00	-24.35	peak
4	12240.000	31.73	18.46	50.19	74.00	-23.81	peak
5	13875.000	27.93	22.68	50.61	74.00	-23.39	peak
6	17955.000	24.13	26.66	50.79	74.00	-23.21	peak

This report shall not be reproduced except in full, without the written approval of UL Verification Services (Guangzhou) Co., Ltd, Song Shan Lake Branch.

Test Mode:	802.11n HT40	Frequency(MHz):	2452
Polarity:	Horizontal	Test Voltage:	AC 120V_60Hz

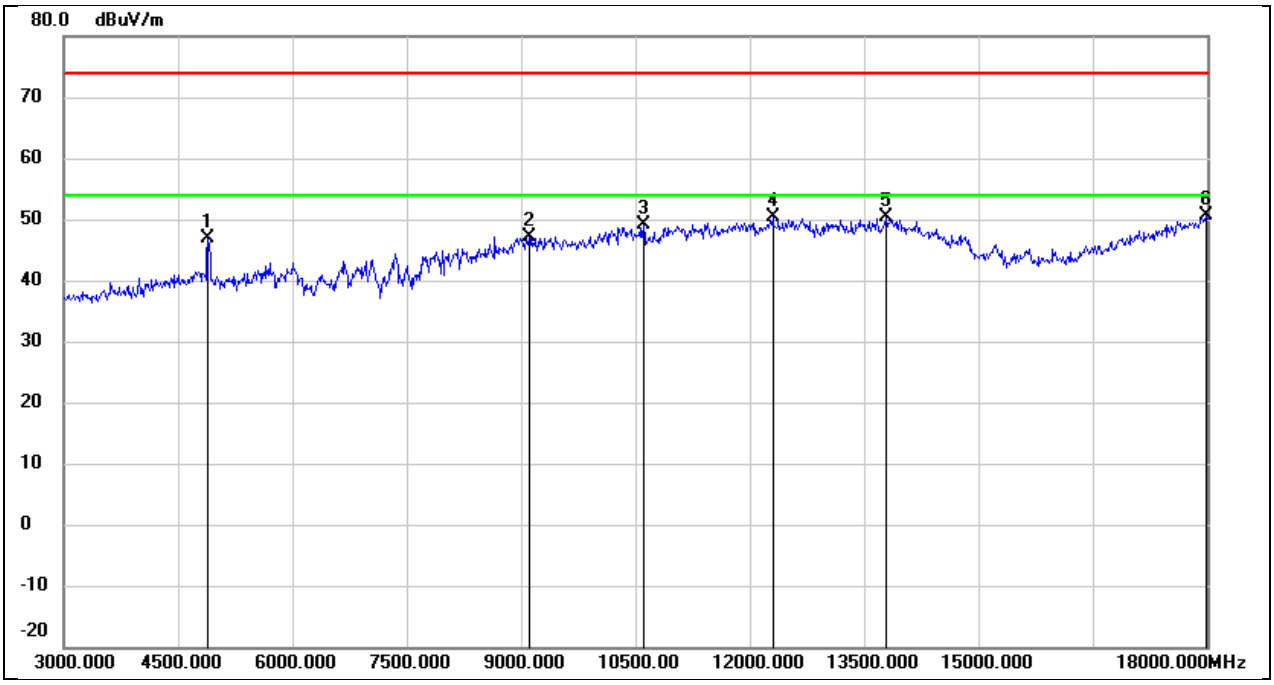

No.	Frequency (MHz)	Reading (dBuV)	Correct (dB/m)	Result (dBuV/m)	Limit (dBuV/m)	Margin (dB)	Remark
1	4890.000	46.12	0.64	46.76	74.00	-27.24	peak
2	9105.000	36.67	10.57	47.24	74.00	-26.76	peak
3	10605.000	35.22	13.94	49.16	74.00	-24.84	peak
4	12300.000	31.73	18.65	50.38	74.00	-23.62	peak
5	13785.000	27.76	22.57	50.33	74.00	-23.67	peak
6	17985.000	23.92	26.77	50.69	74.00	-23.31	peak

This report shall not be reproduced except in full, without the written approval of UL Verification Services (Guangzhou) Co., Ltd, Song Shan Lake Branch.

Test Mode:	802.11n HT40	Frequency(MHz):	2452
Polarity:	Vertical	Test Voltage:	AC 120V_60Hz

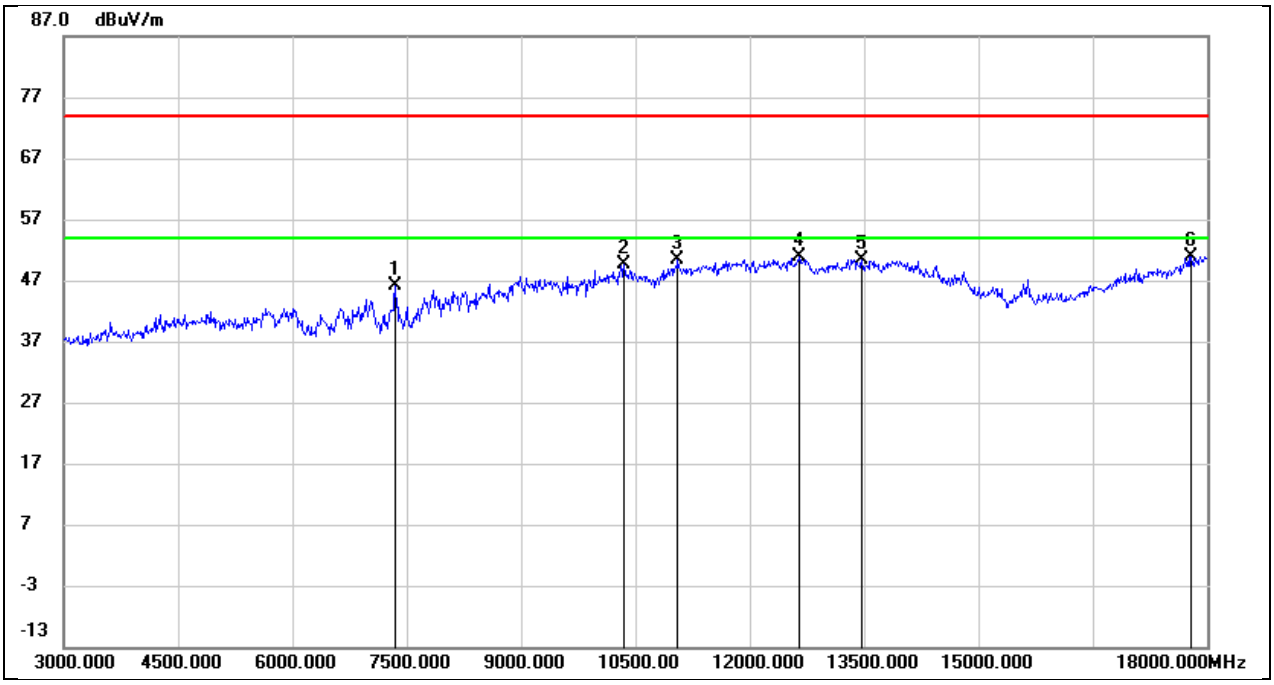

No.	Frequency (MHz)	Reading (dBuV)	Correct (dB/m)	Result (dBuV/m)	Limit (dBuV/m)	Margin (dB)	Remark
1	7350.000	39.01	7.17	46.18	74.00	-27.82	peak
2	10350.000	36.40	13.21	49.61	74.00	-24.39	peak
3	11055.000	35.24	15.04	50.28	74.00	-23.72	peak
4	12645.000	32.42	18.44	50.86	74.00	-23.14	peak
5	13470.000	28.86	21.62	50.48	74.00	-23.52	peak
6	17790.000	24.84	25.99	50.83	74.00	-23.17	peak

This report shall not be reproduced except in full, without the written approval of UL Verification Services (Guangzhou) Co., Ltd, Song Shan Lake Branch.

8.1. SPURIOUS EMISSIONS(18 GHZ~26 GHZ)SPURIOUS EMISSIONS(30 MHZ~1 GHZ)

Test Mode:	802.11b	Frequency(MHz):	2412
Polarity:	Horizontal	Test Voltage:	AC 120V_60Hz

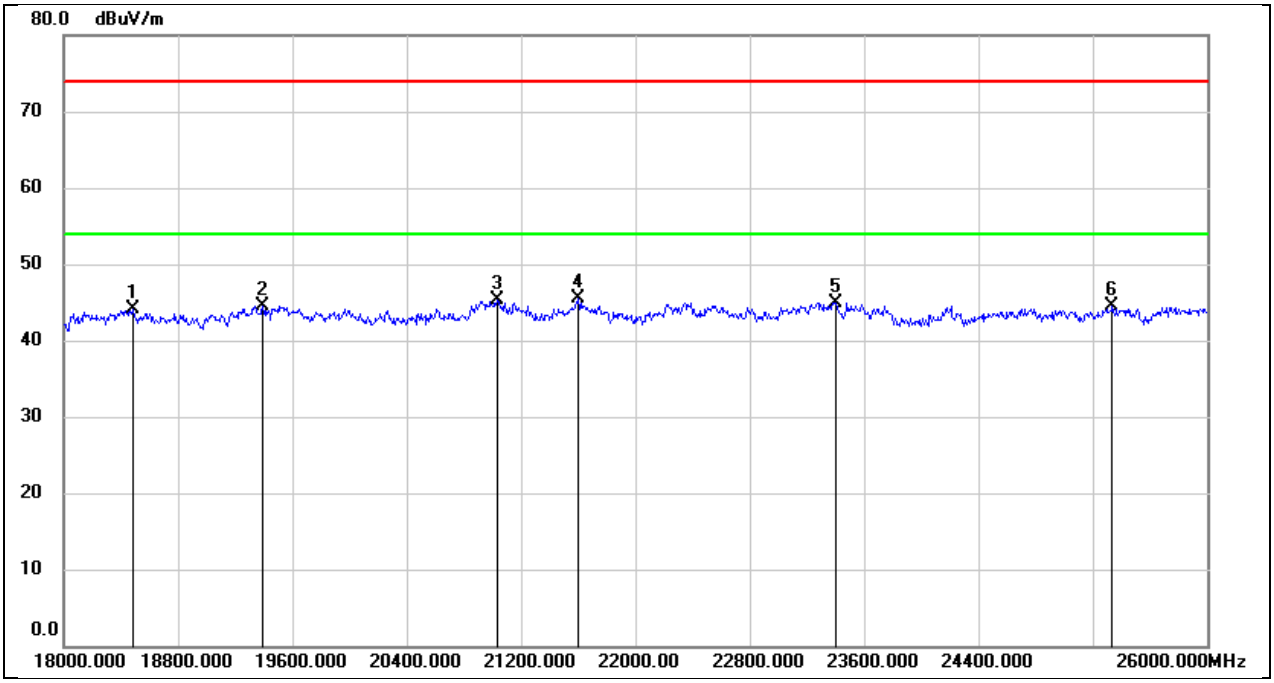

No.	Frequency (MHz)	Reading (dBuV)	Correct (dB/m)	Result (dBuV/m)	Limit (dBuV/m)	Margin (dB)	Remark
1	18480.000	49.31	-5.28	44.03	74.00	-29.97	peak
2	19392.000	50.12	-5.57	44.55	74.00	-29.45	peak
3	21032.000	50.15	-4.87	45.28	74.00	-28.72	peak
4	21600.000	50.02	-4.54	45.48	74.00	-28.52	peak
5	23400.000	48.19	-3.23	44.96	74.00	-29.04	peak
6	25336.000	46.16	-1.71	44.45	74.00	-29.55	peak

This report shall not be reproduced except in full, without the written approval of UL Verification Services (Guangzhou) Co., Ltd, Song Shan Lake Branch.

Test Mode:	802.11b	Frequency(MHz):	2412
Polarity:	Vertical	Test Voltage:	AC 120V_60Hz

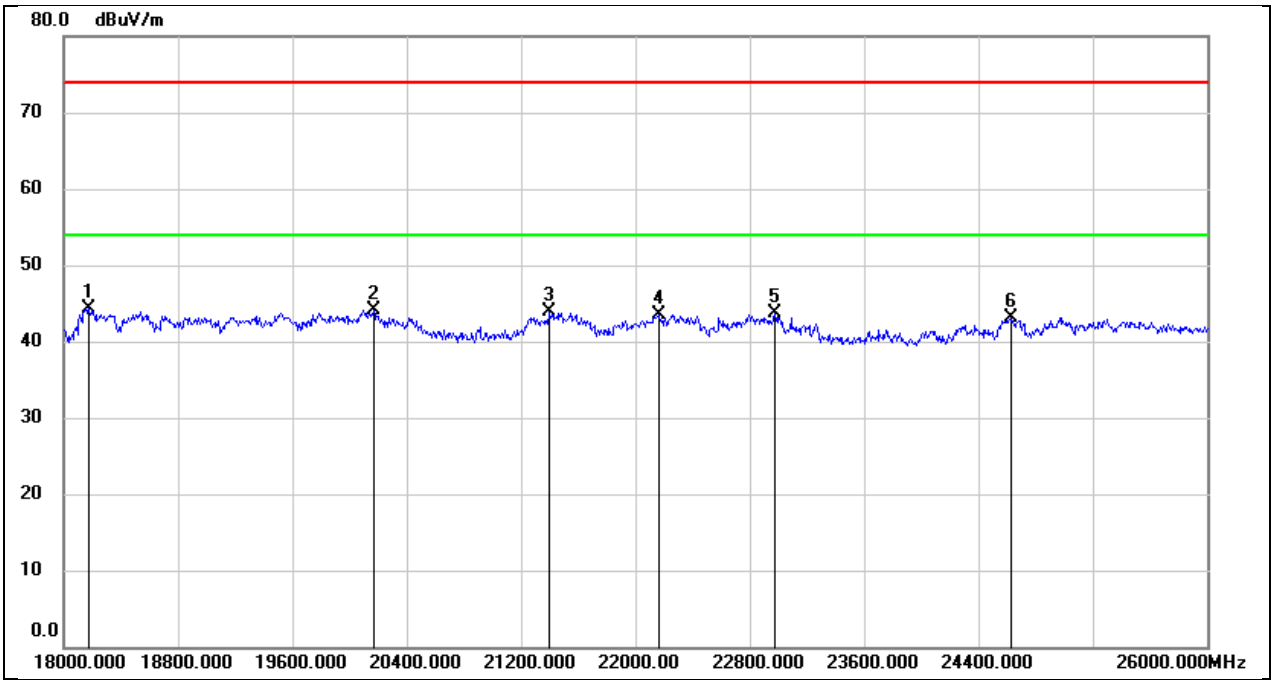

No.	Frequency (MHz)	Reading (dBuV)	Correct (dB/m)	Result (dBuV/m)	Limit (dBuV/m)	Margin (dB)	Remark
1	18176.000	49.90	-5.51	44.39	74.00	-29.61	peak
2	20168.000	49.68	-5.56	44.12	74.00	-29.88	peak
3	21400.000	48.54	-4.72	43.82	74.00	-30.18	peak
4	22168.000	47.77	-4.31	43.46	74.00	-30.54	peak
5	22976.000	47.26	-3.46	43.80	74.00	-30.20	peak
6	24624.000	45.49	-2.33	43.16	74.00	-30.84	peak

This report shall not be reproduced except in full, without the written approval of UL Verification Services (Guangzhou) Co., Ltd, Song Shan Lake Branch.

8.2. SPURIOUS EMISSIONS(9 KHZ~30 MHZ)

Test Mode:	802.11b	Frequency(MHz):	2412
Polarity:	Horizontal	Test Voltage:	AC 120V_60Hz

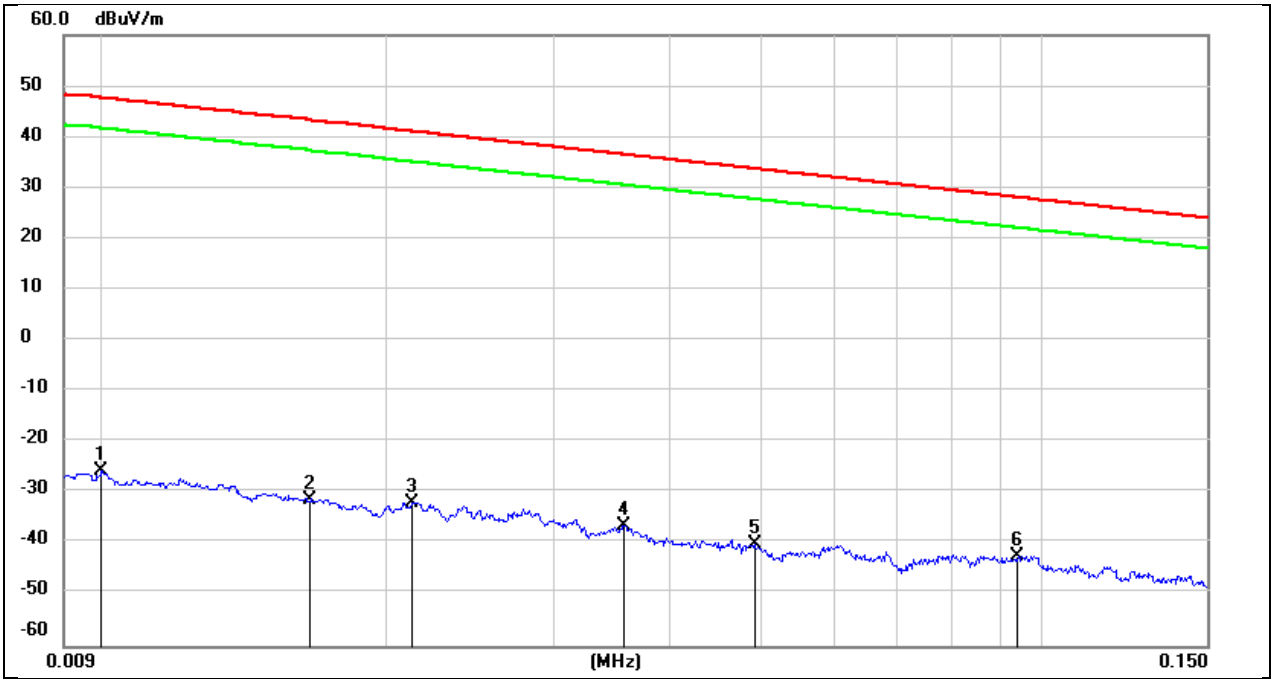

No.	Frequency (MHz)	Reading (dBuV)	Correct (dB/m)	Result (dBuV/m)	Limit (dBuV/m)	Margin (dB)	Remark
1	0.0100	75.72	-101.40	-25.68	47.60	-73.28	peak
2	0.0165	69.89	-101.37	-31.48	43.25	-74.73	peak
3	0.0212	69.54	-101.35	-31.81	41.07	-72.88	peak
4	0.0357	64.82	-101.41	-36.59	36.55	-73.14	peak
5	0.0492	61.55	-101.47	-39.92	33.76	-73.68	peak
6	0.0942	59.42	-101.75	-42.33	28.12	-70.45	peak

This report shall not be reproduced except in full, without the written approval of UL Verification Services (Guangzhou) Co., Ltd, Song Shan Lake Branch.

Test Mode:	802.11b	Frequency(MHz):	2412
Polarity:	Horizontal	Test Voltage:	AC 120V_60Hz

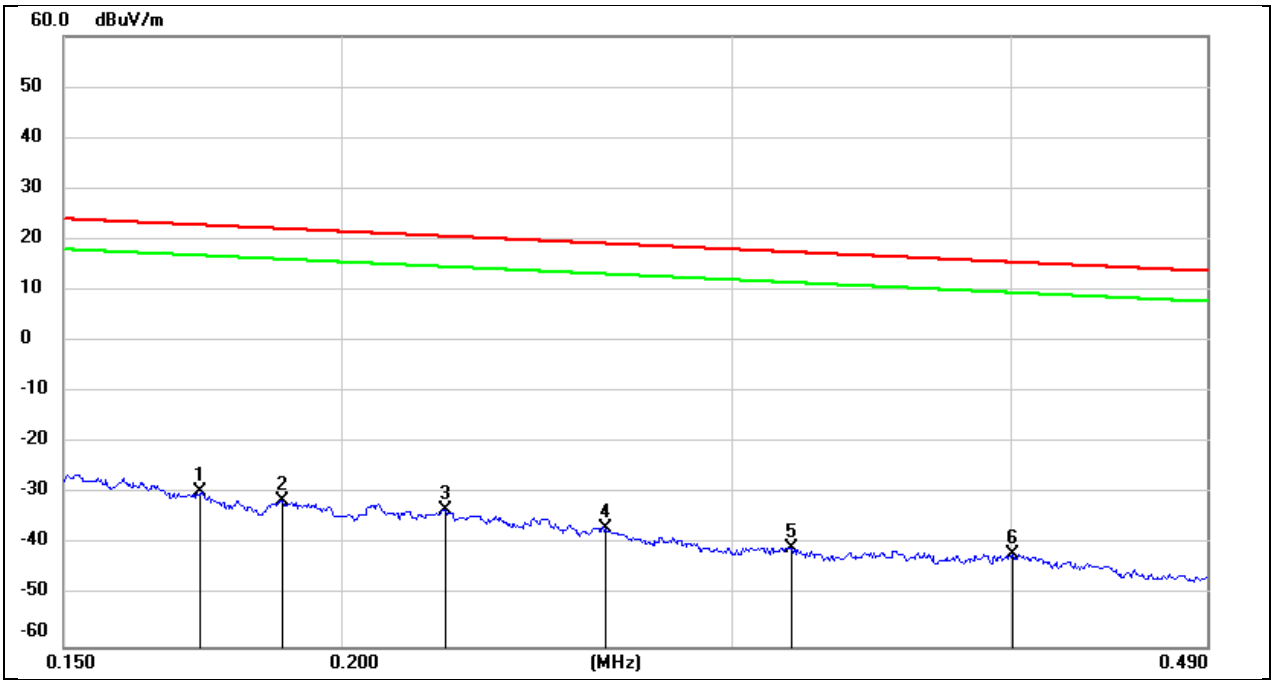

No.	Frequency (MHz)	Reading (dBuV)	Correct (dB/m)	Result (dBuV/m)	Limit (dBuV/m)	Margin (dB)	Remark
1	0.1728	71.99	-101.67	-29.68	22.86	-52.54	peak
2	0.1880	70.25	-101.70	-31.45	22.12	-53.57	peak
3	0.2227	68.65	-101.75	-33.10	20.65	-53.75	peak
4	0.2629	64.99	-101.82	-36.83	19.21	-56.04	peak
5	0.3190	61.29	-101.88	-40.59	17.53	-58.12	peak
6	0.4007	60.06	-101.96	-41.90	15.54	-57.44	peak

This report shall not be reproduced except in full, without the written approval of UL Verification Services (Guangzhou) Co., Ltd, Song Shan Lake Branch.

Test Mode:	802.11b	Frequency(MHz):	2412
Polarity:	Horizontal	Test Voltage:	AC 120V_60Hz

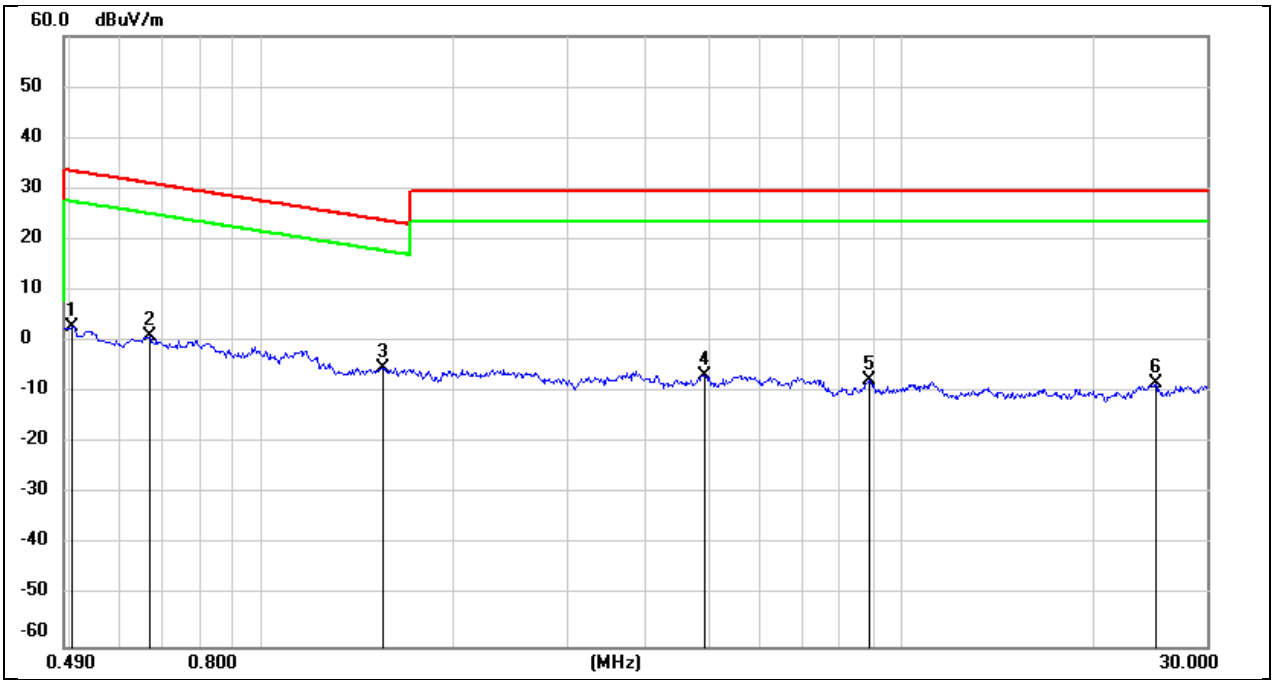

No.	Frequency (MHz)	Reading (dBuV)	Correct (dB/m)	Result (dBuV/m)	Limit (dBuV/m)	Margin (dB)	Remark
1	0.5039	64.93	-62.07	2.86	33.56	-30.70	peak
2	0.6671	63.25	-62.10	1.15	31.12	-29.97	peak
3	1.5443	56.85	-62.03	-5.18	23.83	-29.01	peak
4	4.9165	54.88	-61.48	-6.60	29.54	-36.14	peak
5	8.9001	53.41	-60.95	-7.54	29.54	-37.08	peak
6	24.9832	52.11	-60.45	-8.34	29.54	-37.88	peak

This report shall not be reproduced except in full, without the written approval of UL Verification Services (Guangzhou) Co., Ltd, Song Shan Lake Branch.

8.3. SPURIOUS EMISSIONS(30 MHZ~1 GHZ)

Test Mode:	802.11b	Frequency(MHz):	2412
Polarity:	Horizontal	Test Voltage:	AC 120V_60Hz

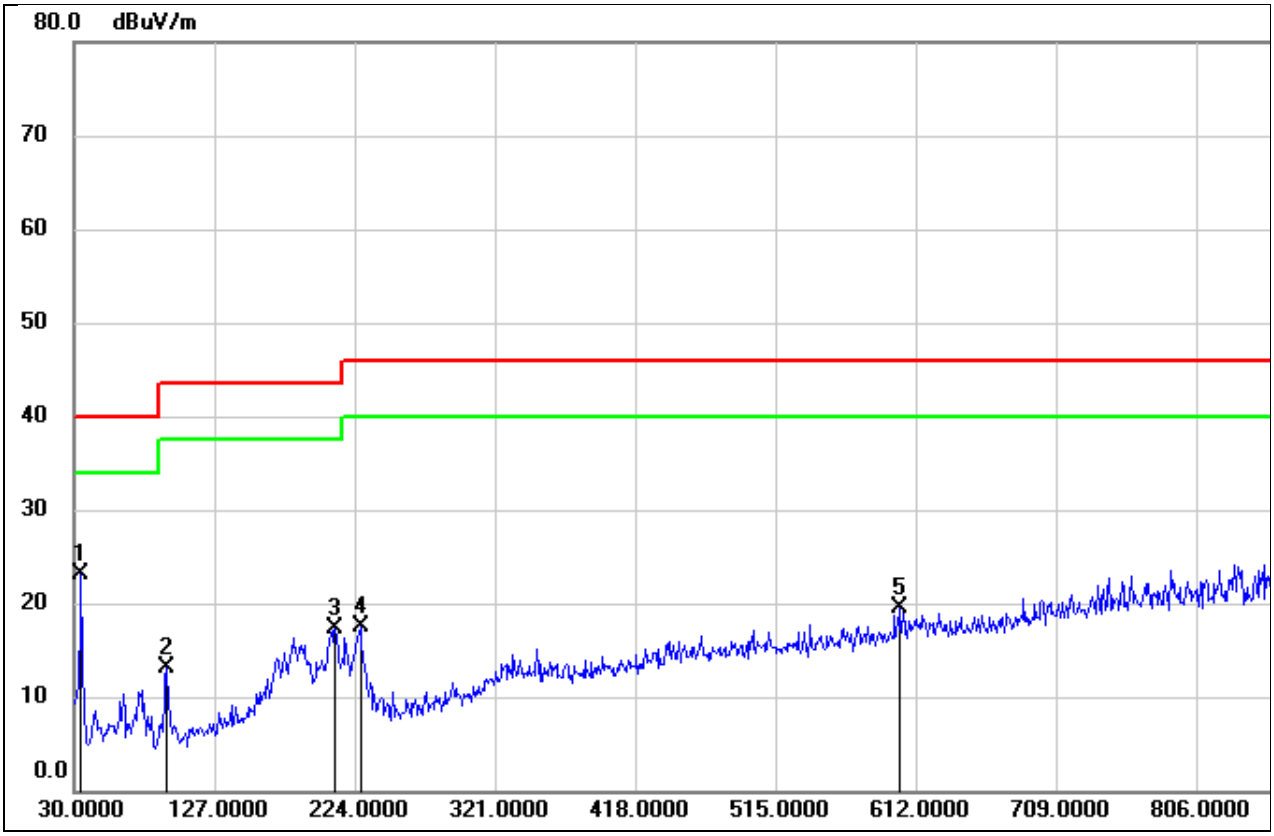

No.	Frequency (MHz)	Reading (dBuV)	Correct (dB/m)	Result (dBuV/m)	Limit (dBuV/m)	Margin (dB)	Remark
1	34.8500	37.86	-14.75	23.11	40.00	-16.89	QP
2	94.0199	29.85	-16.65	13.20	43.50	-30.30	QP
3	210.4200	29.92	-12.62	17.30	43.50	-26.20	QP
4	227.8800	30.85	-13.35	17.50	46.00	-28.50	QP
5	601.3300	25.68	-6.23	19.45	46.00	-26.55	QP
6	906.8800	28.71	-1.35	27.36	46.00	-18.64	QP

This report shall not be reproduced except in full, without the written approval of UL Verification Services (Guangzhou) Co., Ltd, Song Shan Lake Branch.

Test Mode:	802.11b	Frequency(MHz):	2412
Polarity:	Vertical	Test Voltage:	AC 120V_60Hz

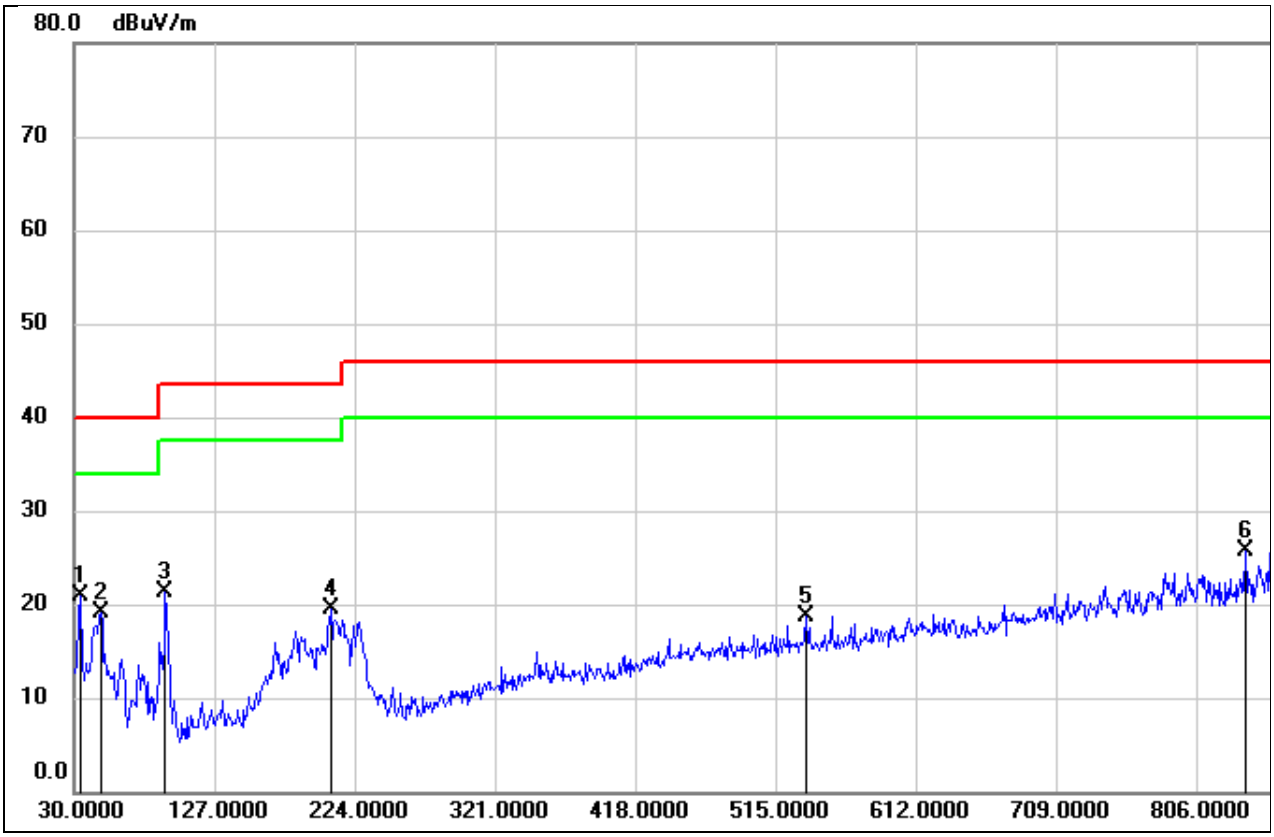

No.	Frequency (MHz)	Reading (dBuV)	Correct (dB/m)	Result (dBuV/m)	Limit (dBuV/m)	Margin (dB)	Remark
1	33.8800	35.53	-14.61	20.92	40.00	-19.08	QP
2	48.4300	34.53	-15.44	19.09	40.00	-20.91	QP
3	93.0500	38.10	-16.71	21.39	43.50	-22.11	QP
4	207.5100	31.93	-12.51	19.42	43.50	-24.08	QP
5	536.3400	26.36	-7.59	18.77	46.00	-27.23	QP
6	839.9500	28.41	-2.67	25.74	46.00	-20.26	QP

This report shall not be reproduced except in full, without the written approval of UL Verification Services (Guangzhou) Co., Ltd, Song Shan Lake Branch.

9. ANTENNA REQUIREMENT

REQUIREMENT

Please refer to FCC part 15.203
An intentional radiator shall be designed to ensure that no antenna other than that furnished by the responsible party shall be used with the device. The use of a permanently attached antenna or of an antenna that uses a unique coupling to the intentional radiator shall be considered sufficient to comply with the provisions of this section. The manufacturer may design the unit so that a broken antenna can be replaced by the user, but the use of a standard antenna jack or electrical connector is prohibited.

Please refer to FCC part 15.247(b)(4)
The conducted output power limit specified in paragraph (b) of this section is based on the use of antennas with directional gains that do not exceed 6 dBi. Except as shown in paragraph (c) of this section, if transmitting antennas of directional gain greater than 6 dBi are used, the conducted output power from the intentional radiator shall be reduced below the stated values in paragraphs (b)(1), (b)(2), and (b)(3) of this section, as appropriate, by the amount in dB that the directional gain of the antenna exceeds 6 dBi.

DESCRIPTION

Pass

This report shall not be reproduced except in full, without the written approval of UL Verification Services (Guangzhou) Co., Ltd, Song Shan Lake Branch.

10. AC POWER LINE CONDUCTED EMISSION

LIMITS

Please refer to CFR 47 FCC §15.207 (a)

FREQUENCY (MHz)	Quasi-peak	Average
0.15 -0.5	66 - 56 *	56 - 46 *
0.50 -5.0	56.00	46.00
5.0 -30.0	60.00	50.00

TEST PROCEDURE

The EUT is put on a table of non-conducting material that is 80 cm high. The vertical conducting wall of shielding is located 40 cm to the rear of the EUT. The power line of the EUT is connected to the AC mains through a Artificial Mains Network (A.M.N.). A EMI Measurement Receiver (R&S Test Receiver ESR3) is used to test the emissions from both sides of AC line. According to the requirements in Section 6.2 of ANSI C63.10-2013.Conducted emissions from the EUT measured in the frequency range between 0.15 MHz and 30 MHz using CISPR Quasi-Peak and average detector mode. The bandwidth of EMI test receiver is set at 9 kHz.

The arrangement of the equipment is installed to meet the standards and operating in a manner, which tends to maximize its emission characteristics in a normal application.

TEST SETUP

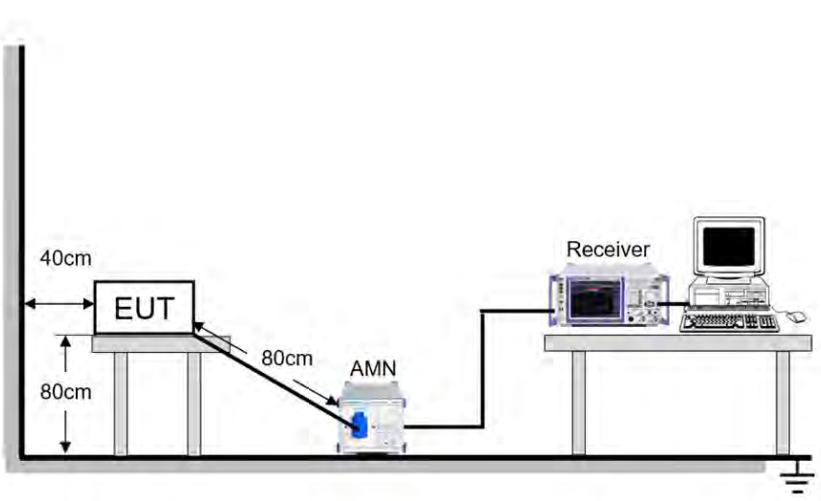

TEST ENVIRONMENT

Temperature	23.6℃	Relative Humidity	56%
Atmosphere Pressure	101kPa	Test Voltage	AC 120V

This report shall not be reproduced except in full, without the written approval of UL Verification Services (Guangzhou) Co., Ltd, Song Shan Lake Branch.

TEST DATE / ENGINEER

Test Date	May 15, 2024	Test By	James Qin

TEST RESULTS

Test Mode:	802.11b	Frequency(MHz):	2412
Line:	Line		

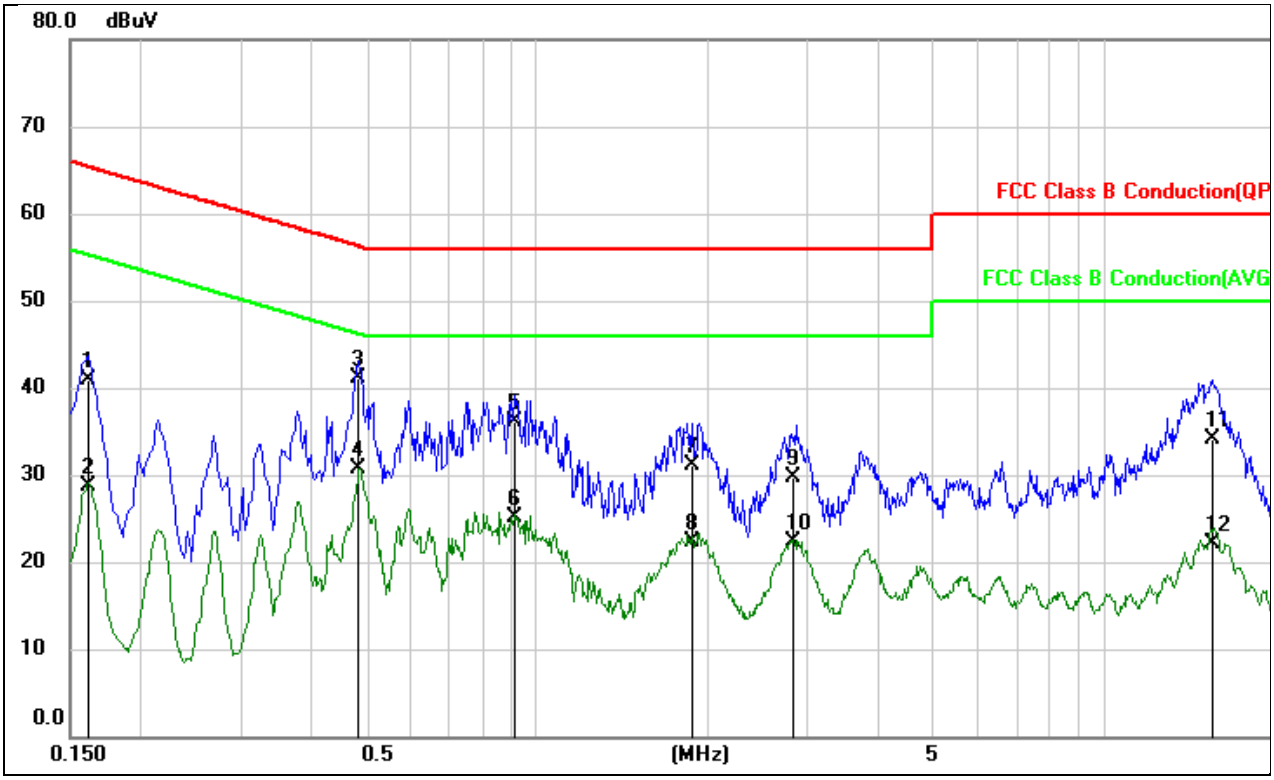

No.	Frequency (MHz)	Reading (dBuV)	Correct (dB)	Result (dBuV)	Limit (dBuV)	Margin (dB)	Remark
1	0.1610	30.53	10.32	40.85	65.41	-24.56	QP
2	0.1610	18.29	10.32	28.61	55.41	-26.80	AVG
3	0.4836	30.93	10.24	41.17	56.28	-15.11	QP
4	0.4836	20.52	10.24	30.76	46.28	-15.52	AVG
5	0.9109	26.03	10.09	36.12	56.00	-19.88	QP
6	0.9109	14.92	10.09	25.01	46.00	-20.99	AVG
7	1.8816	21.21	9.95	31.16	56.00	-24.84	QP
8	1.8816	12.30	9.95	22.25	46.00	-23.75	AVG
9	2.8310	19.68	10.05	29.73	56.00	-26.27	QP
10	2.8310	12.22	10.05	22.27	46.00	-23.73	AVG
11	15.4894	23.45	10.57	34.02	60.00	-25.98	QP
12	15.4894	11.58	10.57	22.15	50.00	-27.85	AVG

Note:
1. Result = Reading + Correct Factor.
2. If QP Result complies with AV limit, AV Result is deemed to comply with AV limit.
3. Test setup: RBW: 200 Hz (9 kHz ~ 150 kHz), 9 kHz (150 kHz ~ 30 MHz).
4. Step size: 80 Hz (0.009 MHz ~ 0.15 MHz), 4 kHz (0.15 MHz ~ 30 MHz), Scan time: auto.

This report shall not be reproduced except in full, without the written approval of UL Verification Services (Guangzhou) Co., Ltd, Song Shan Lake Branch.

Note: All the modes have been tested, only the worst data was recorded in the report.

This report shall not be reproduced except in full, without the written approval of UL Verification Services (Guangzhou) Co., Ltd, Song Shan Lake Branch.

Test Mode:	802.11b	Frequency(MHz):	2412
Line:	Neutral		

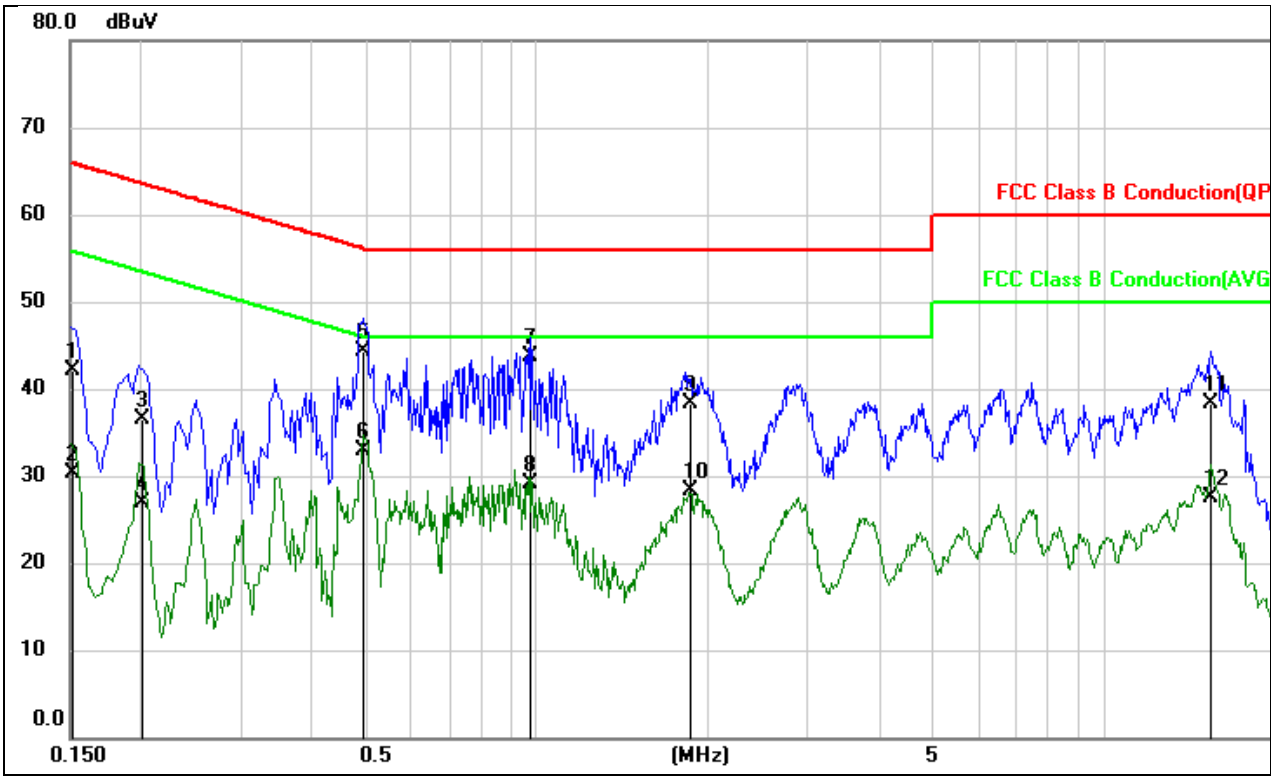

No.	Frequency (MHz)	Reading (dBuV)	Correct (dB)	Result (dBuV)	Limit (dBuV)	Margin (dB)	Remark
1	0.1518	31.81	10.24	42.05	65.90	-23.85	QP
2	0.1518	20.12	10.24	30.36	55.90	-25.54	AVG
3	0.2011	26.33	10.14	36.47	63.57	-27.10	QP
4	0.2011	16.76	10.14	26.90	53.57	-26.67	AVG
5	0.4956	34.22	10.04	44.26	56.07	-11.81	QP
6	0.4956	22.93	10.04	32.97	46.07	-13.10	AVG
7	0.9789	33.81	9.84	43.65	56.00	-12.35	QP
8	0.9789	19.19	9.84	29.03	46.00	-16.97	AVG
9	1.8547	28.24	10.01	38.25	56.00	-17.75	QP
10	1.8547	18.24	10.01	28.25	46.00	-17.75	AVG
11	15.4688	27.54	10.67	38.21	60.00	-21.79	QP
12	15.4688	16.79	10.67	27.46	50.00	-22.54	AVG

Note:
1. Result = Reading + Correct Factor.
2. If QP Result complies with AV limit, AV Result is deemed to comply with AV limit.
3. Test setup: RBW: 200 Hz (9 kHz ~ 150 kHz), 9 kHz (150 kHz ~ 30 MHz).
4. Step size: 80 Hz (0.009 MHz ~ 0.15 MHz), 4 kHz (0.15 MHz ~ 30 MHz), Scan time: auto.

Note: All the modes have been tested, only the worst data was recorded in the report.

This report shall not be reproduced except in full, without the written approval of UL Verification Services (Guangzhou) Co., Ltd, Song Shan Lake Branch.

11. TEST DATA

11.1. APPENDIX A: DTS BANDWIDTH

11.1.1. Test Result

Test Mode	Antenna	Frequency[MHz]	DTS BW [MHz]	FL[MHz]	FH[MHz]	Limit[MHz]	Verdict
11B	Ant1	2412	7.12	2408.44	2415.56	0.5	PASS
		2437	7.08	2433.48	2440.56	0.5	PASS
		2462	9.04	2457.48	2466.52	0.5	PASS
11G	Ant1	2412	16.32	2403.84	2420.16	0.5	PASS
		2437	15.68	2429.48	2445.16	0.5	PASS
		2462	15.72	2453.84	2469.56	0.5	PASS
11N20SISO	Ant1	2412	15.64	2403.84	2419.48	0.5	PASS
		2437	16.36	2429.44	2445.80	0.5	PASS
		2462	15.96	2453.60	2469.56	0.5	PASS
11N40SISO	Ant1	2422	35.68	2404.48	2440.16	0.5	PASS
		2437	26.32	2428.28	2454.60	0.5	PASS
		2452	28.80	2435.76	2464.56	0.5	PASS

This report shall not be reproduced except in full, without the written approval of UL Verification Services (Guangzhou) Co., Ltd, Song Shan Lake Branch.

11.1.2. Test Graphs

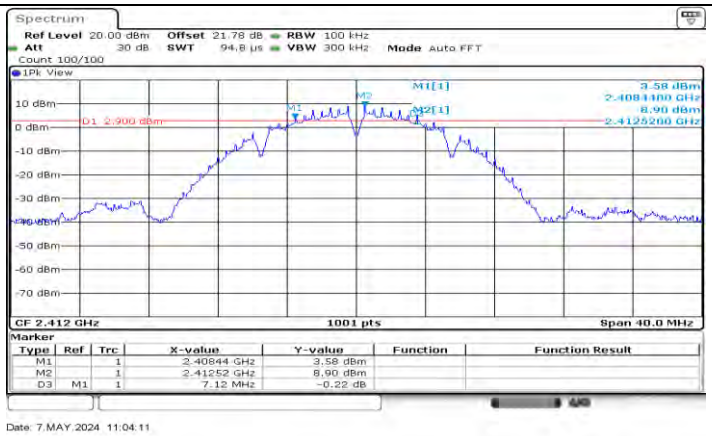

11B_Ant1_2412

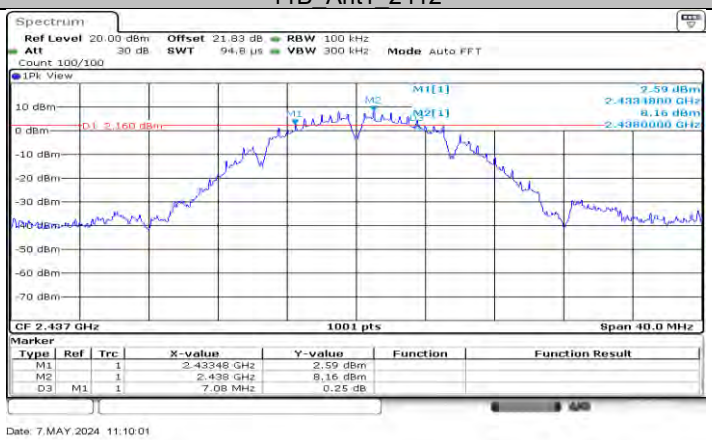

11B_Ant1_2437

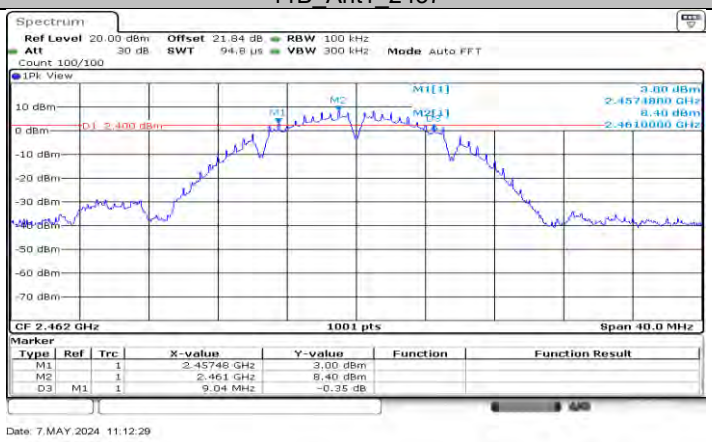

11B_Ant1_2462

This report shall not be reproduced except in full, without the written approval of UL Verification Services (Guangzhou) Co., Ltd, Song Shan Lake Branch.

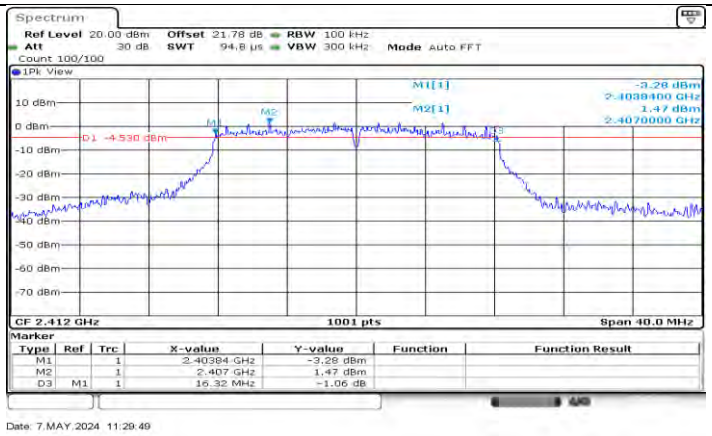

11G_Ant1_2412

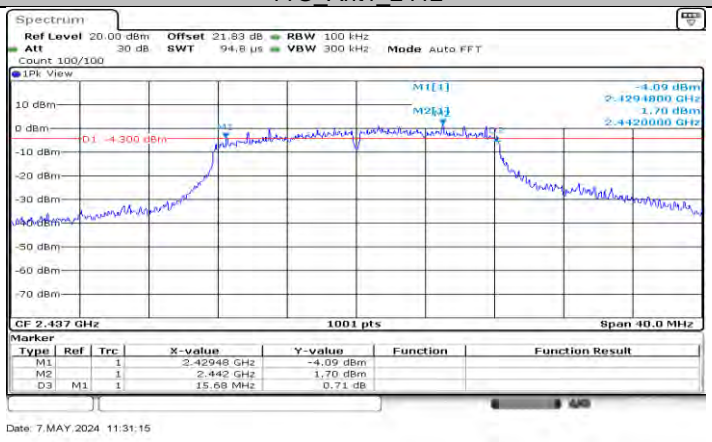

11G_Ant1_2437

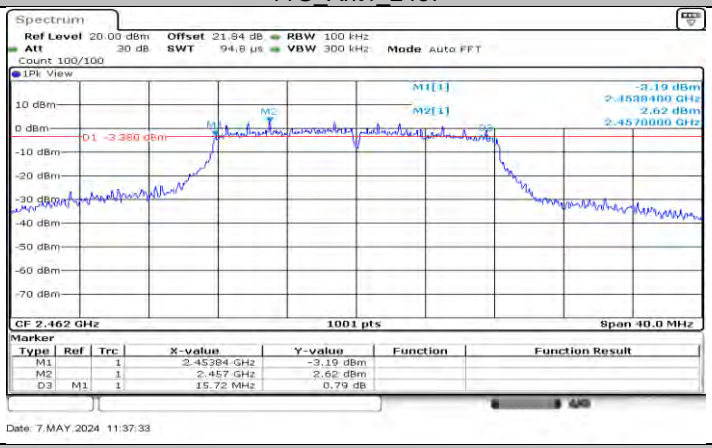

11G_Ant1_2462

This report shall not be reproduced except in full, without the written approval of UL Verification Services (Guangzhou) Co., Ltd, Song Shan Lake Branch.

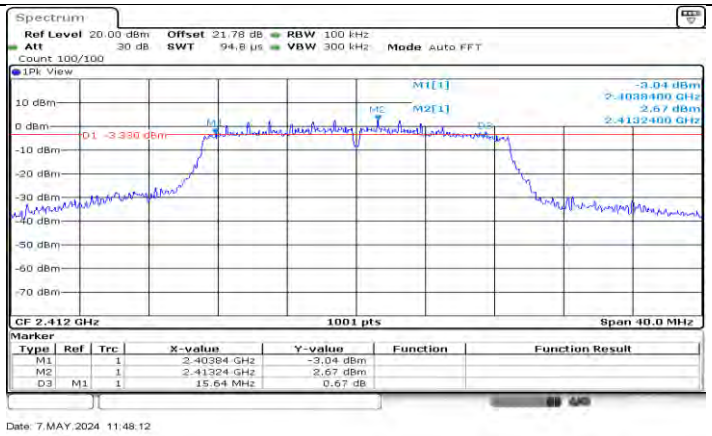

11N20SISO_Ant1_2412

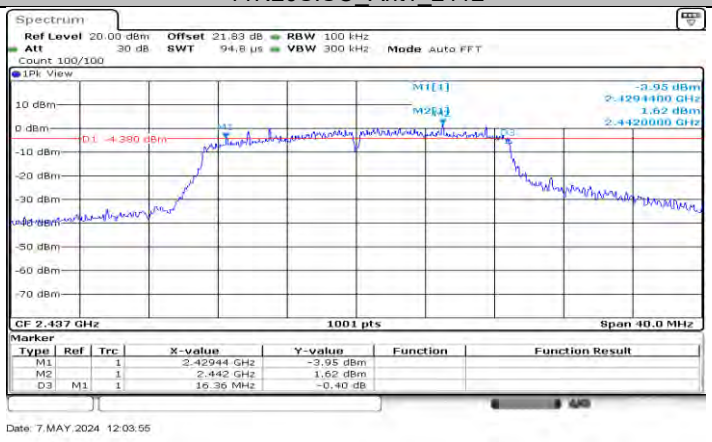

11N20SISO_Ant1_2437

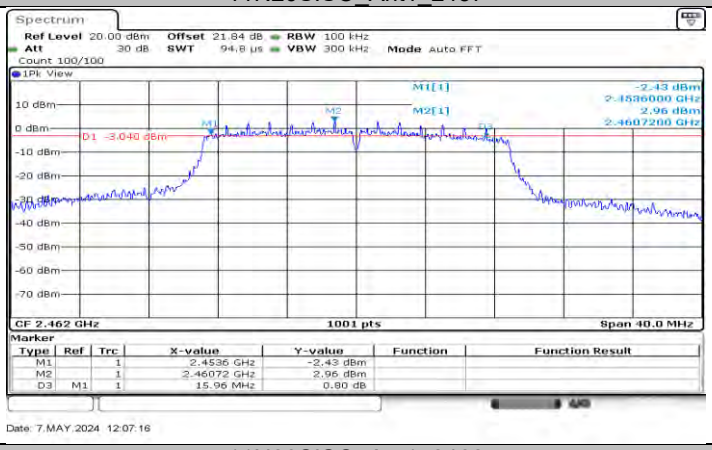

11N20SISO_Ant1_2462

This report shall not be reproduced except in full, without the written approval of UL Verification Services (Guangzhou) Co., Ltd, Song Shan Lake Branch.

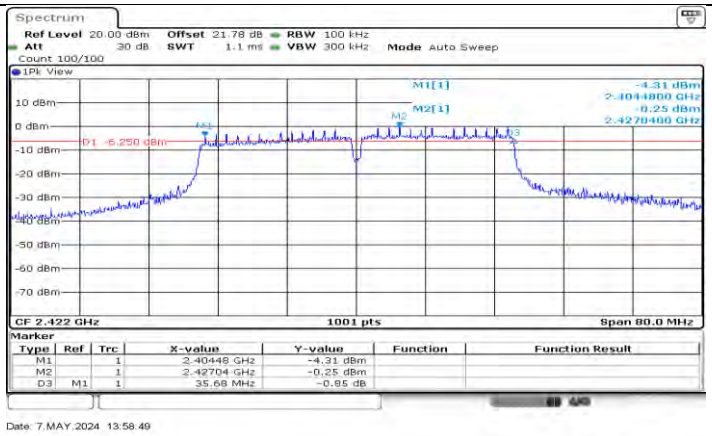

11N40SISO_Ant1_2422

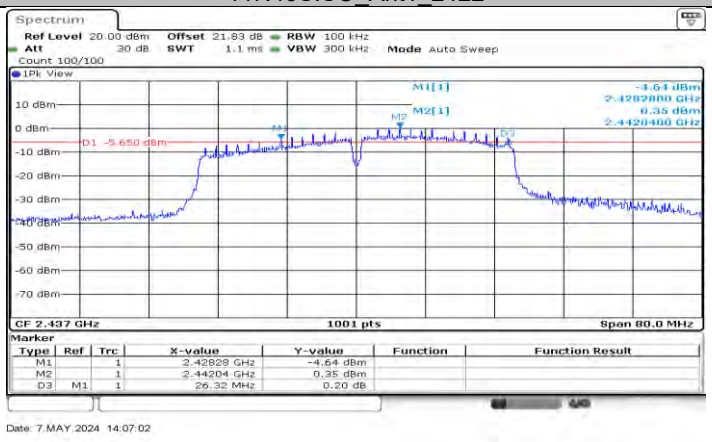

11N40SISO_Ant1_2437

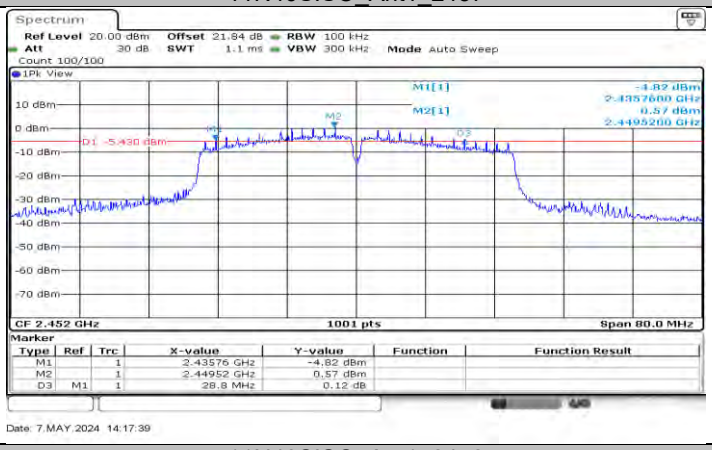

11N40SISO_Ant1_2452

This report shall not be reproduced except in full, without the written approval of UL Verification Services (Guangzhou) Co., Ltd, Song Shan Lake Branch.

11.2. APPENDIX B: OCCUPIED CHANNEL BANDWIDTH

11.2.1. Test Result

Test Mode	Antenna	Frequency[MHz]	OCB [MHz]	FL[MHz]	FH[MHz]	Limit[MHz]	Verdict
11B	Ant1	2412	13.666	2405.0470	2418.7133	---	---
		2437	13.387	2430.7662	2444.1528	---	---
		2462	13.706	2454.9670	2468.6733	---	---
11G	Ant1	2412	17.463	2403.2088	2420.6713	---	---
		2437	17.662	2428.6484	2446.3107	---	---
		2462	17.542	2453.0889	2470.6314	---	---
11N20SISO	Ant1	2412	18.462	2402.6893	2421.1508	---	---
		2437	18.382	2428.1688	2446.5504	---	---
		2462	18.581	2452.5295	2471.1109	---	---
11N40SISO	Ant1	2422	37.642	2403.6983	2441.3407	---	---
		2437	36.444	2419.3377	2455.7812	---	---
		2452	36.523	2433.6983	2470.2218	---	---

This report shall not be reproduced except in full, without the written approval of UL Verification Services (Guangzhou) Co., Ltd, Song Shan Lake Branch.

11.2.2. Test Graphs

11B_Ant1_2412

11B_Ant1_2437

11B_Ant1_2462

This report shall not be reproduced except in full, without the written approval of UL Verification Services (Guangzhou) Co., Ltd, Song Shan Lake Branch.

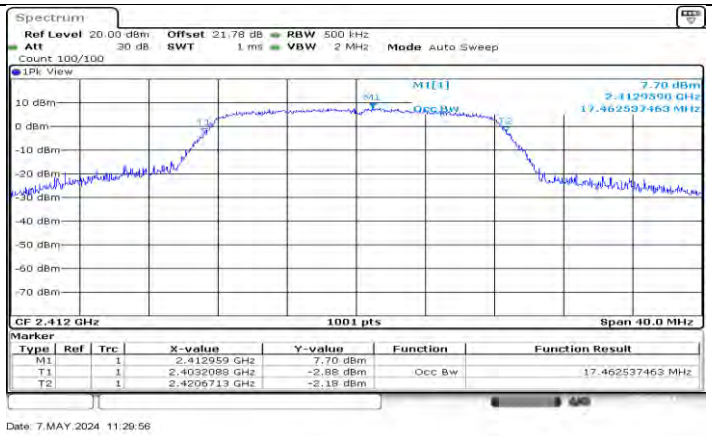

11G_Ant1_2412

11G_Ant1_2437

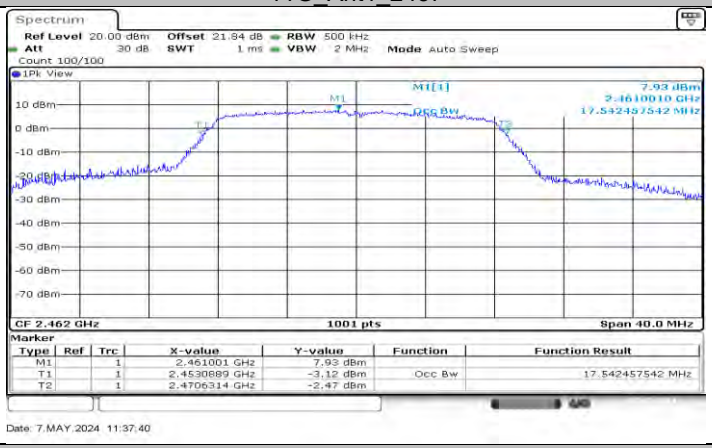

11G_Ant1_2462

This report shall not be reproduced except in full, without the written approval of UL Verification Services (Guangzhou) Co., Ltd, Song Shan Lake Branch.

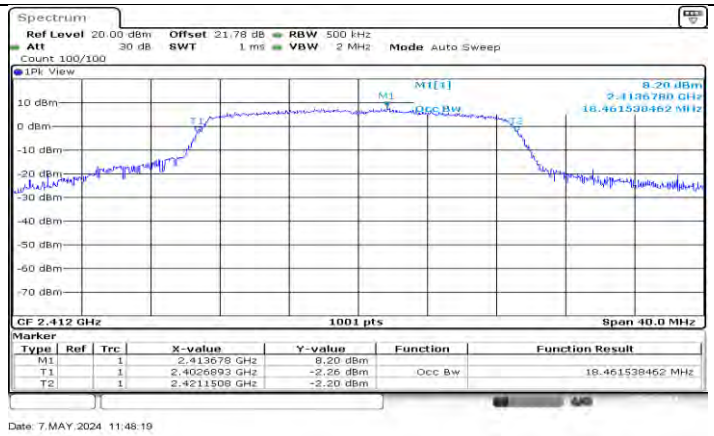

11N20SISO_Ant1_2412

11N20SISO_Ant1_2437

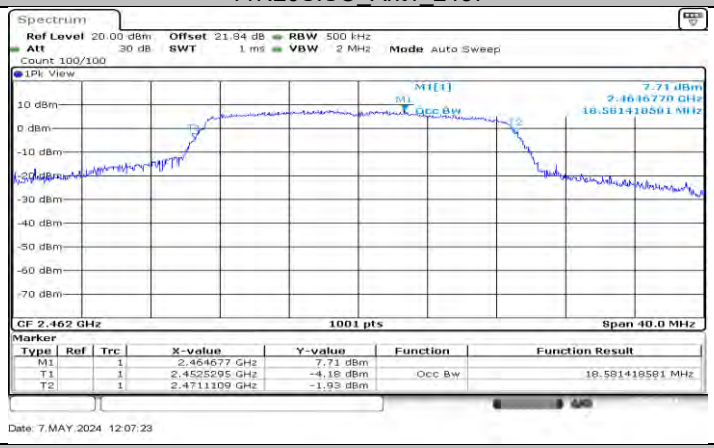

11N20SISO_Ant1_2462

This report shall not be reproduced except in full, without the written approval of UL Verification Services (Guangzhou) Co., Ltd, Song Shan Lake Branch.

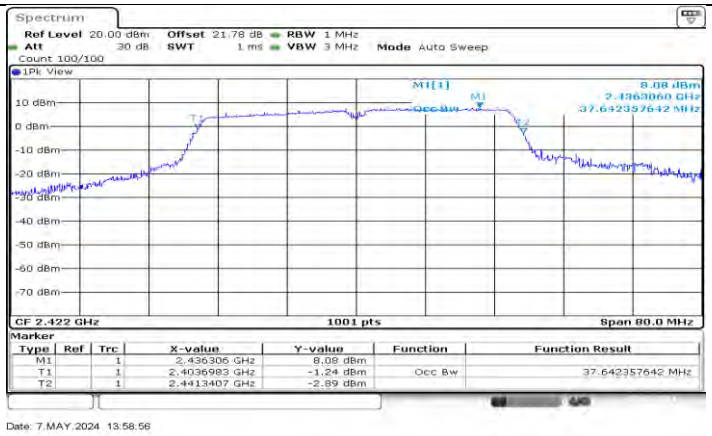

11N40SISO_Ant1_2422

11N40SISO_Ant1_2437

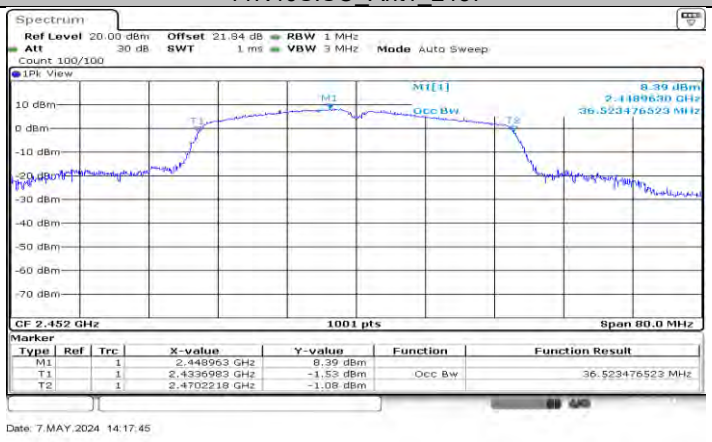

11N40SISO_Ant1_2452

This report shall not be reproduced except in full, without the written approval of UL Verification Services (Guangzhou) Co., Ltd, Song Shan Lake Branch.

11.3. APPENDIX C: MAXIMUM CONDUCTED OUTPUT POWER

11.3.1. Test Result

Test Mode	Antenna	Frequency[MHz]	Result[dBm]	Limit[dBm]	Verdict
11B	Ant1	2412	12.35	≤30.00	PASS
		2437	13.58	≤30.00	PASS
		2462	14.56	≤30.00	PASS
11G	Ant1	2412	14.18	≤30.00	PASS
		2437	13.58	≤30.00	PASS
		2462	14.34	≤30.00	PASS
11N20SISO	Ant1	2412	14.09	≤30.00	PASS
		2437	13.51	≤30.00	PASS
		2462	14.38	≤30.00	PASS
11N40SISO	Ant1	2422	13.2	≤30.00	PASS
		2437	12.93	≤30.00	PASS
		2452	11.9	≤30.00	PASS

This report shall not be reproduced except in full, without the written approval of UL Verification Services (Guangzhou) Co., Ltd, Song Shan Lake Branch.

11.4. APPENDIX D: MAXIMUM POWER SPECTRAL DENSITY

11.4.1. Test Result

Test Mode	Antenna	Frequency[MHz]	Result[dBm/3kHz]	Limit[dBm/3kHz]	Verdict
11B	Ant1	2412	-14.53	≤8.00	PASS
		2437	-14.98	≤8.00	PASS
		2462	-14.44	≤8.00	PASS
11G	Ant1	2412	-20.04	≤8.00	PASS
		2437	-20.11	≤8.00	PASS
		2462	-19.96	≤8.00	PASS
11N20SISO	Ant1	2412	-20.10	≤8.00	PASS
		2437	-19.88	≤8.00	PASS
		2462	-19.63	≤8.00	PASS
11N40SISO	Ant1	2422	-21.78	≤8.00	PASS
		2437	-20.64	≤8.00	PASS
		2452	-19.77	≤8.00	PASS

This report shall not be reproduced except in full, without the written approval of UL Verification Services (Guangzhou) Co., Ltd, Song Shan Lake Branch.

11.4.2. Test Graphs

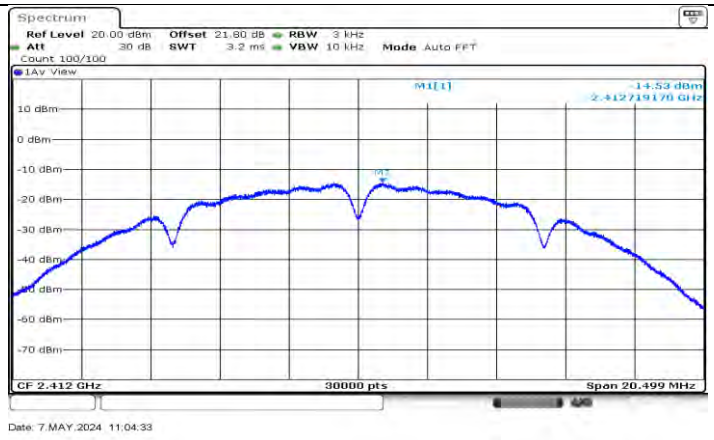

11B_Ant1_2412

11B_Ant1_2437

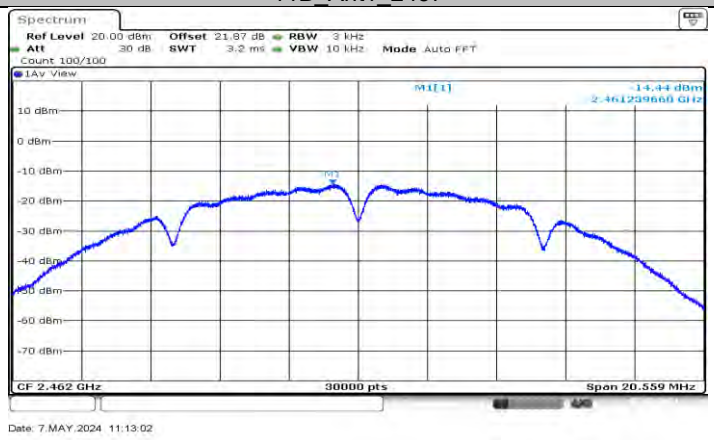

11B_Ant1_2462

This report shall not be reproduced except in full, without the written approval of UL Verification Services (Guangzhou) Co., Ltd, Song Shan Lake Branch.

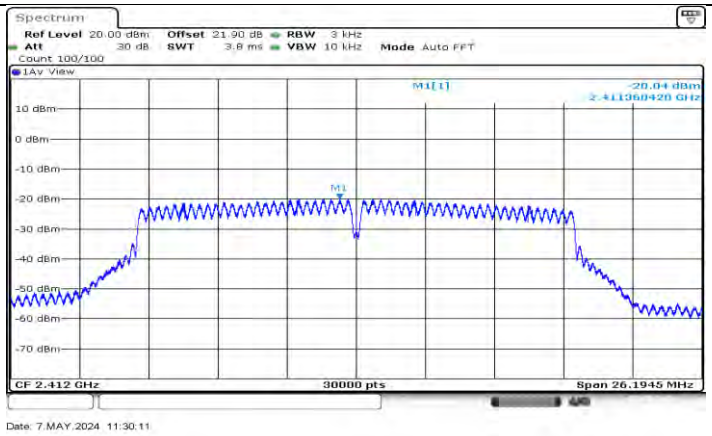

11G_Ant1_2412

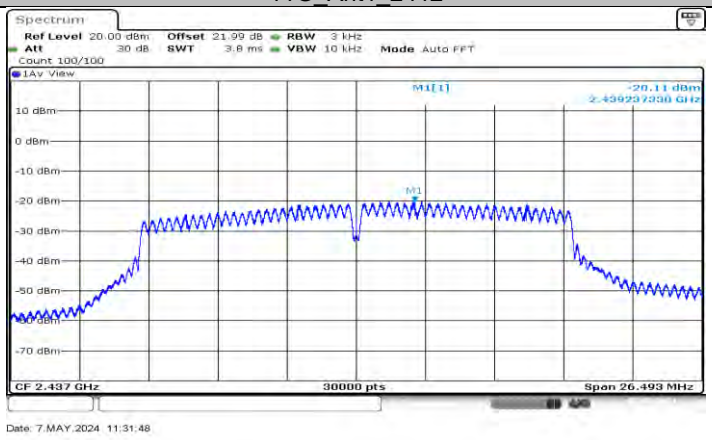

11G_Ant1_2437

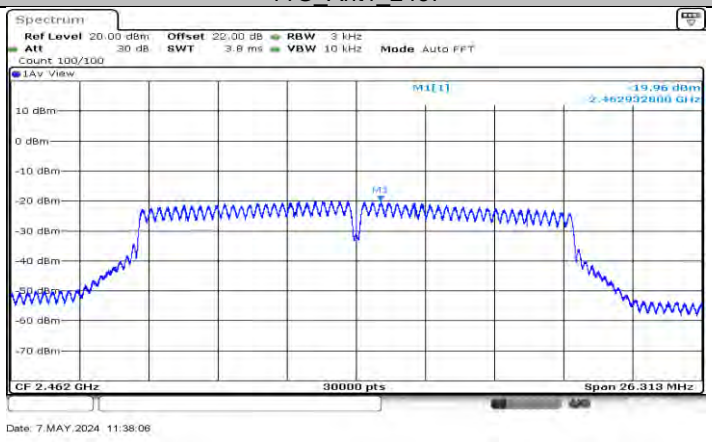

11G_Ant1_2462

This report shall not be reproduced except in full, without the written approval of UL Verification Services (Guangzhou) Co., Ltd, Song Shan Lake Branch.

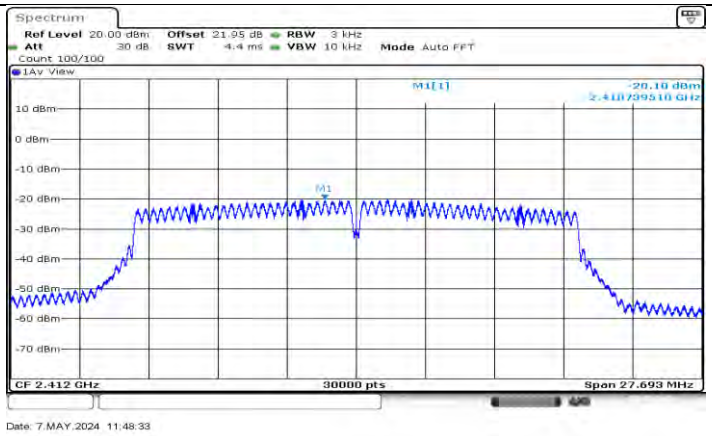

11N20SISO_Ant1_2412

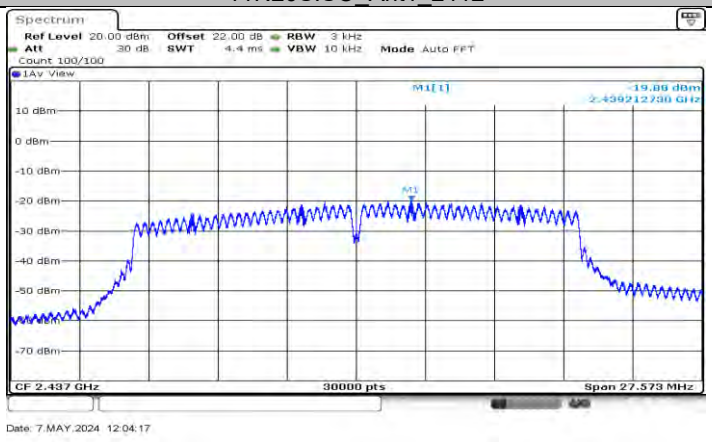

11N20SISO_Ant1_2437

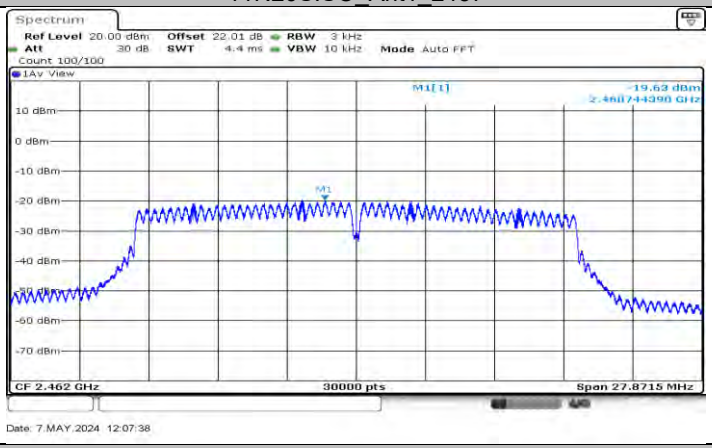

11N20SISO_Ant1_2462

This report shall not be reproduced except in full, without the written approval of UL Verification Services (Guangzhou) Co., Ltd, Song Shan Lake Branch.

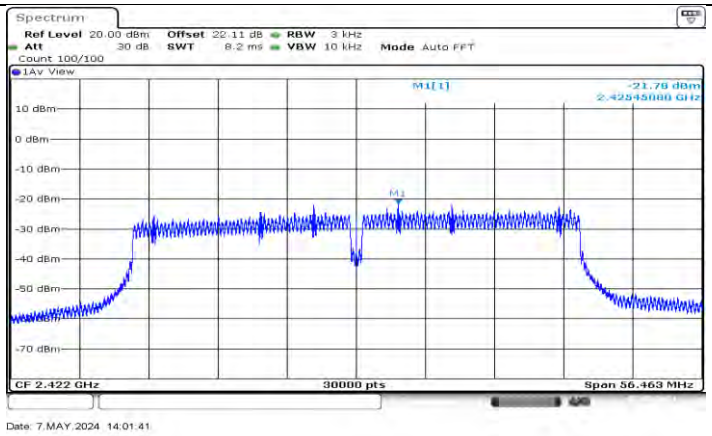

11N40SISO_Ant1_2422

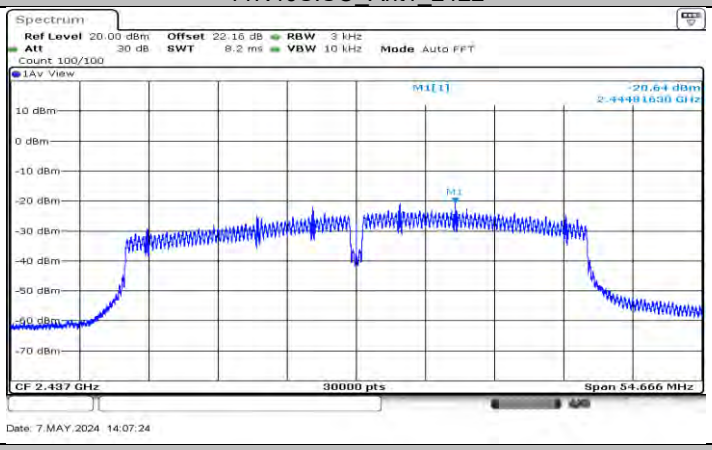

11N40SISO_Ant1_2437

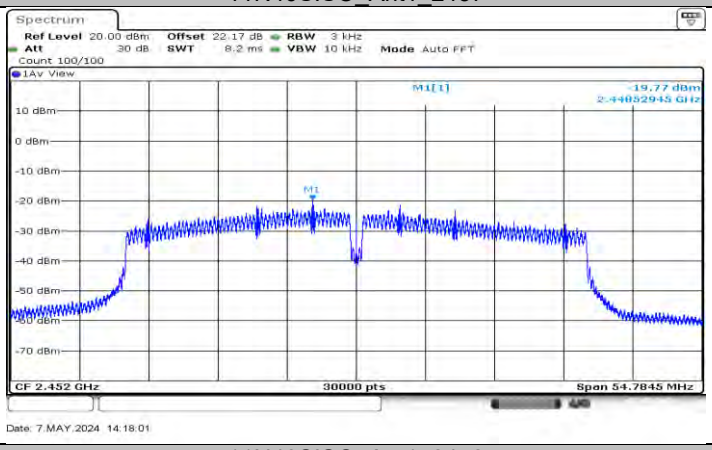

11N40SISO_Ant1_2452

This report shall not be reproduced except in full, without the written approval of UL Verification Services (Guangzhou) Co., Ltd, Song Shan Lake Branch.

11.5. APPENDIX E: BAND EDGE MEASUREMENTS

11.5.1. Test Result

Test Mode	Antenna	ChName	Frequency [MHz]	RefLevel [dBm]	Result[dBm]	Limit[dBm]	Verdict
11B	Ant1	Low	2412	8.31	-31.18	≤-21.69	PASS
		High	2462	8.36	-37.13	≤-21.64	PASS
11G	Ant1	Low	2412	2.53	-28.98	≤-27.47	PASS
		High	2462	2.10	-36.6	≤-27.9	PASS
11N20SISO	Ant1	Low	2412	2.85	-27.92	≤-27.15	PASS
		High	2462	2.03	-37.03	≤-27.97	PASS
11N40SISO	Ant1	Low	2422	-1.04	-31.55	≤-31.04	PASS
		High	2452	-0.36	-34.63	≤-30.36	PASS

This report shall not be reproduced except in full, without the written approval of UL Verification Services (Guangzhou) Co., Ltd, Song Shan Lake Branch.

11.5.2. Test Graphs

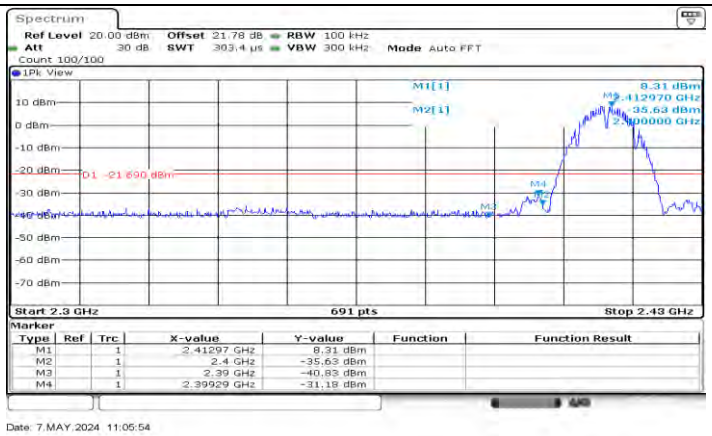

11B_Ant1_Low_2412

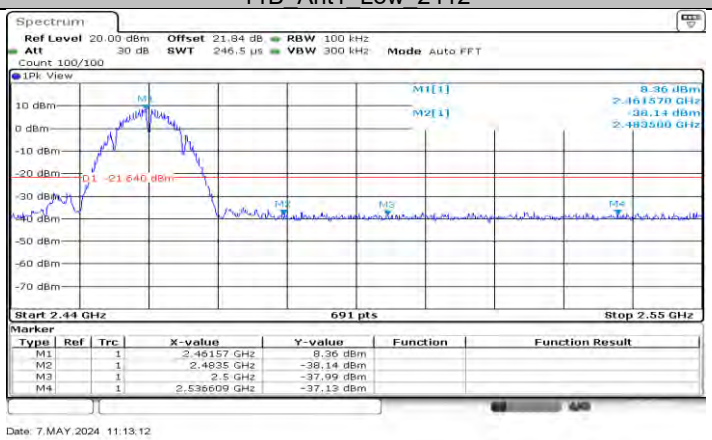

11B_Ant1_High_2462

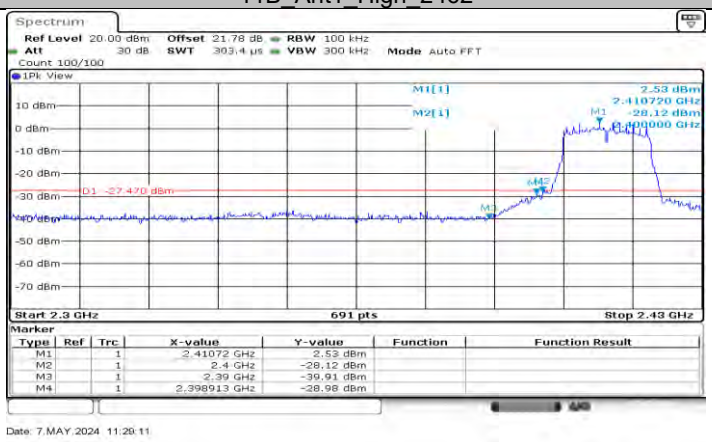

11G_Ant1_Low_2412

This report shall not be reproduced except in full, without the written approval of UL Verification Services (Guangzhou) Co., Ltd, Song Shan Lake Branch.

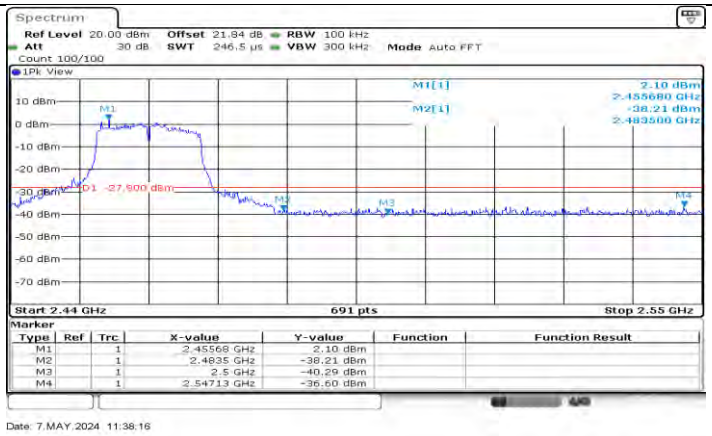

11G_Ant1_High_2462

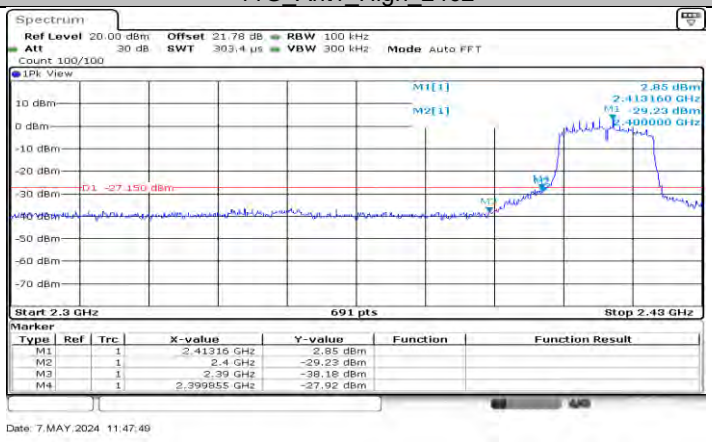

11N20SISO_Ant1_Low_2412

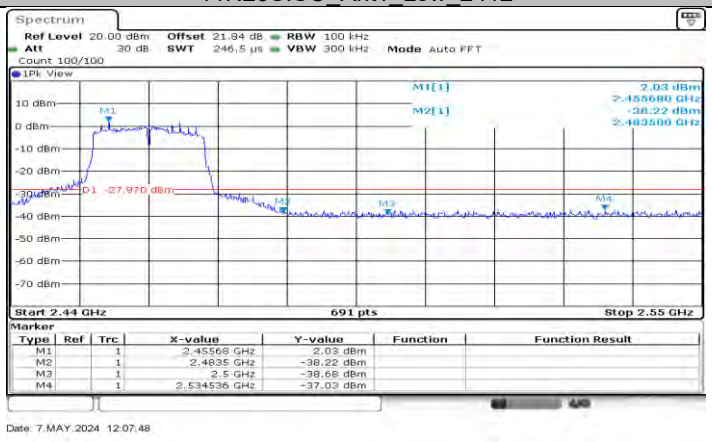

11N20SISO_Ant1_High_2462

This report shall not be reproduced except in full, without the written approval of UL Verification Services (Guangzhou) Co., Ltd, Song Shan Lake Branch.

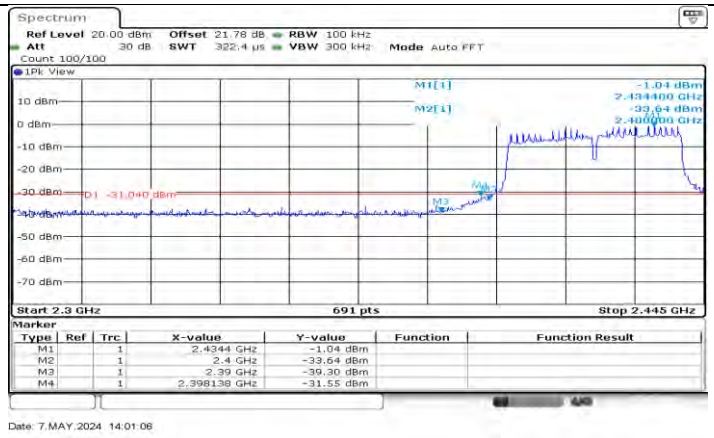

11N40SISO_Ant1_Low_2422

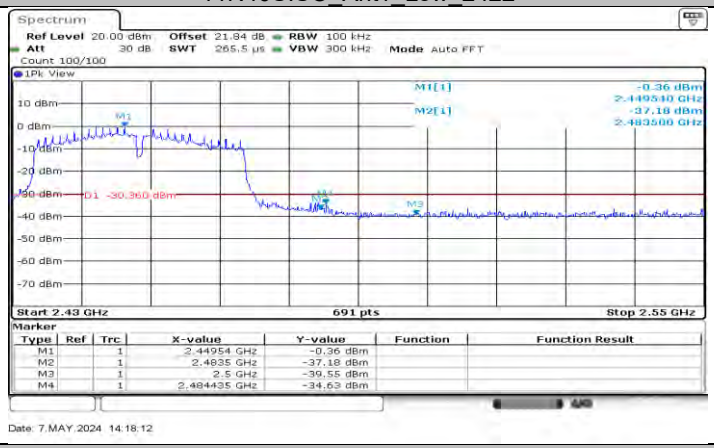

11N40SISO_Ant1_High_2452

This report shall not be reproduced except in full, without the written approval of UL Verification Services (Guangzhou) Co., Ltd, Song Shan Lake Branch.

11.6. APPENDIX F: CONDUCTED SPURIOUS EMISSION

11.6.1. Test Result

Test Mode	Antenna	Frequency[MHz]	FreqRange [Mhz]	Result [dBm]	Limit [dBm]	Verdict
11B	Ant1	2412	Reference	8.65	---	PASS
			30~1000	-39.4	≤-21.35	PASS
			1000~26500	-40.77	≤-21.35	PASS
		2437	Reference	8.13	---	PASS
			30~1000	-40.43	≤-21.87	PASS
			1000~26500	-39.93	≤-21.87	PASS
		2462	Reference	8.94	---	PASS
			30~1000	-39.3	≤-21.06	PASS
			1000~26500	-40.89	≤-21.06	PASS
11G	Ant1	2412	Reference	2.76	---	PASS
			30~1000	-40.2	≤-27.24	PASS
			1000~26500	-41.19	≤-27.24	PASS
		2437	Reference	2.05	---	PASS
			30~1000	-39.82	≤-27.95	PASS
			1000~26500	-40.55	≤-27.95	PASS
		2462	Reference	2.91	---	PASS
			30~1000	-39.71	≤-27.09	PASS
			1000~26500	-40.4	≤-27.09	PASS
11N20SISO	Ant1	2412	Reference	2.87	---	PASS
			30~1000	-39.52	≤-27.13	PASS
			1000~26500	-40.55	≤-27.13	PASS
		2437	Reference	2.59	---	PASS
			30~1000	-39.19	≤-27.41	PASS
			1000~26500	-40.03	≤-27.41	PASS
		2462	Reference	2.94	---	PASS
			30~1000	-39.57	≤-27.06	PASS
			1000~26500	-40.36	≤-27.06	PASS
11N40SISO	Ant1	2422	Reference	-0.96	---	PASS
			30~1000	-39.88	≤-30.96	PASS
			1000~26500	-39.97	≤-30.96	PASS
		2437	Reference	0.00	---	PASS
			30~1000	-39.65	≤-30	PASS
			1000~26500	-40.51	≤-30	PASS
		2452	Reference	0.49	---	PASS
			30~1000	-39.94	≤-29.51	PASS
			1000~26500	-39.97	≤-29.51	PASS

This report shall not be reproduced except in full, without the written approval of UL Verification Services (Guangzhou) Co., Ltd, Song Shan Lake Branch.

11.6.2. Test Graphs

11B_Ant1_2412_0~Reference

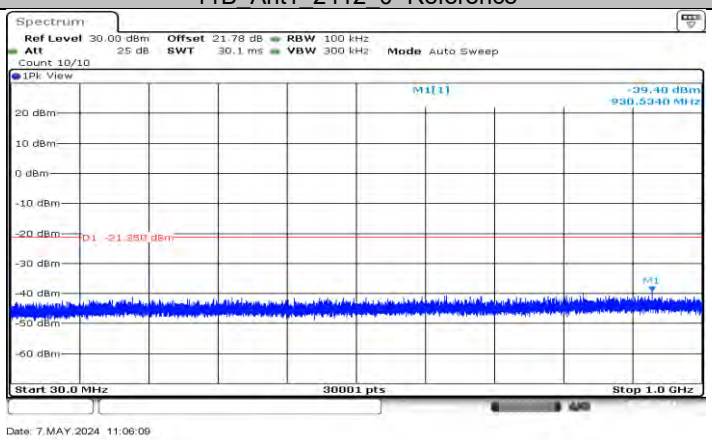

11B_Ant1_2412_30~1000

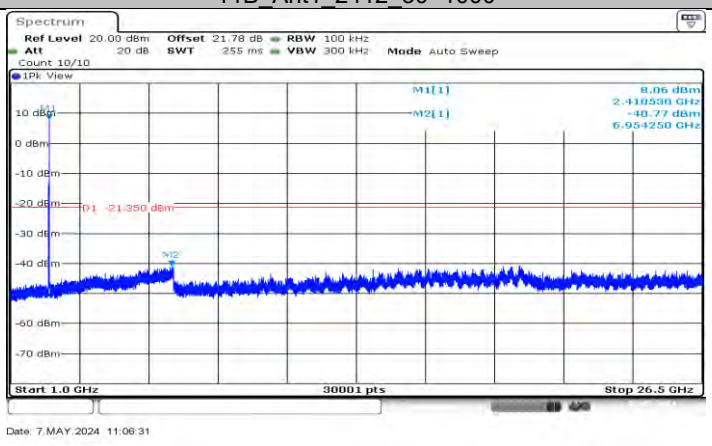

11B_Ant1_2412_1000~26500

This report shall not be reproduced except in full, without the written approval of UL Verification Services (Guangzhou) Co., Ltd, Song Shan Lake Branch.

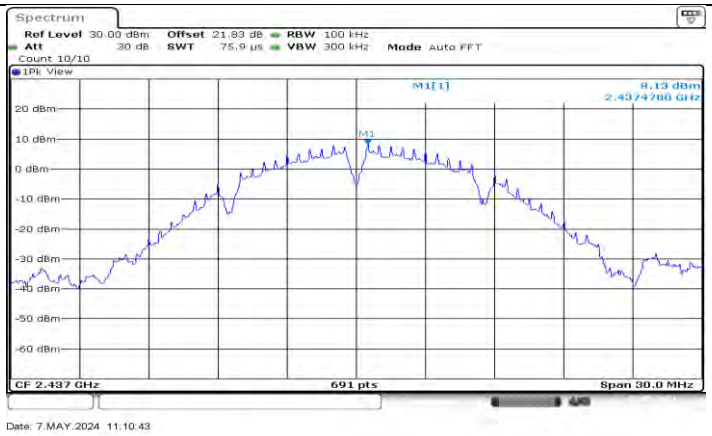

11B_Ant1_2437_0~Reference

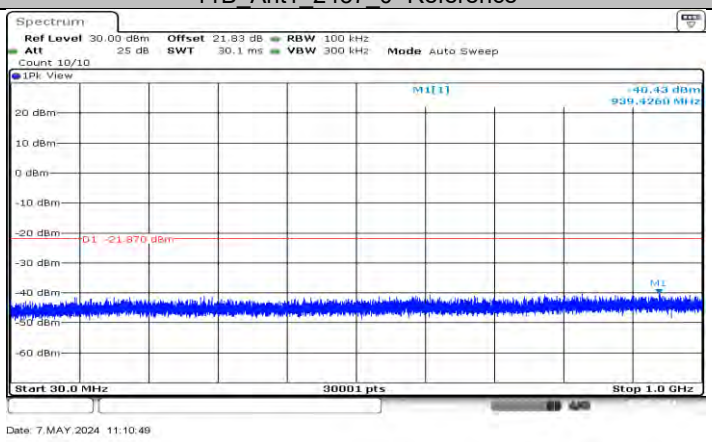

11B_Ant1_2437_30~1000

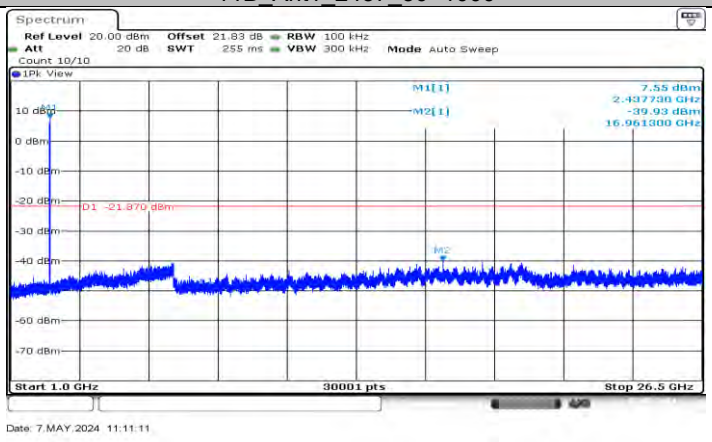

11B_Ant1_2437_1000~26500

This report shall not be reproduced except in full, without the written approval of UL Verification Services (Guangzhou) Co., Ltd, Song Shan Lake Branch.

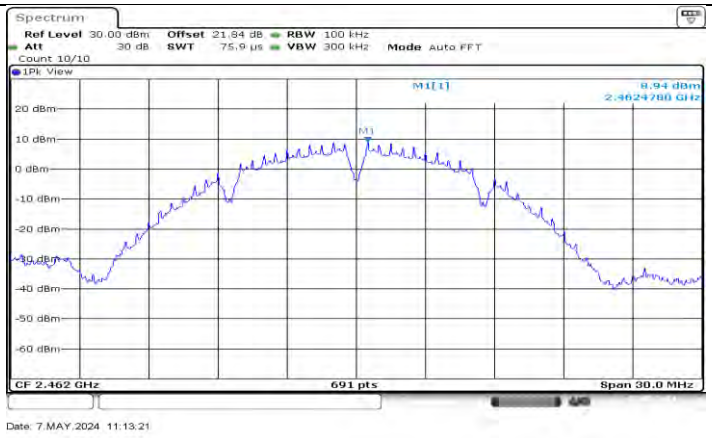

11B_Ant1_2462_0~Reference

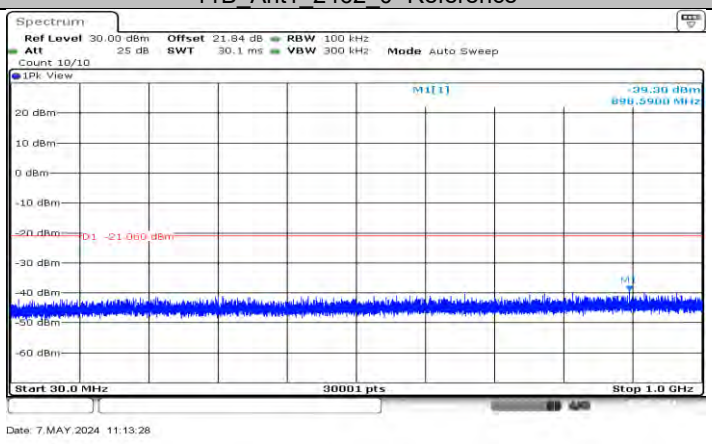

11B_Ant1_2462_30~1000

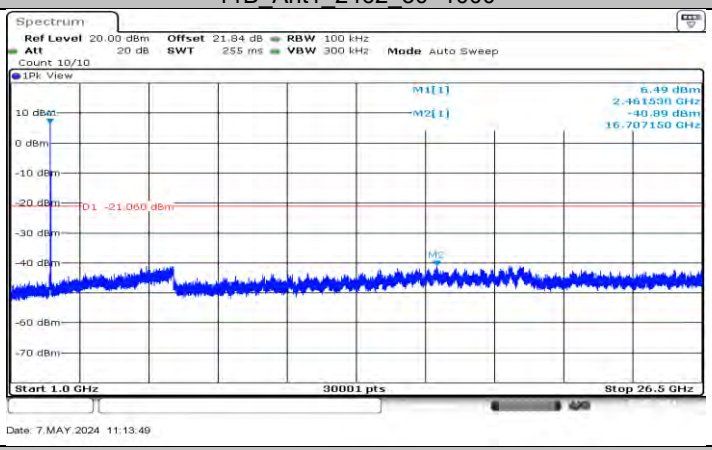

11B_Ant1_2462_1000~26500

This report shall not be reproduced except in full, without the written approval of UL Verification Services (Guangzhou) Co., Ltd, Song Shan Lake Branch.

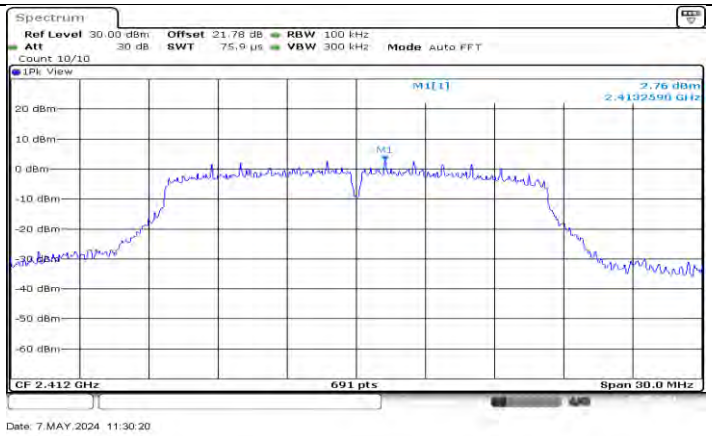

11G_Ant1_2412_0~Reference

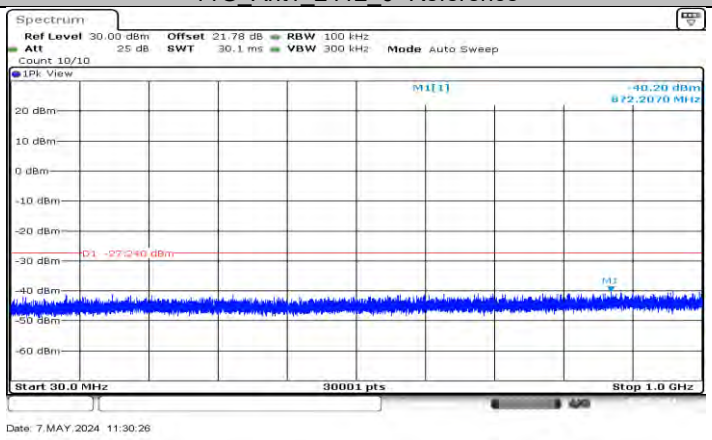

11G_Ant1_2412_30~1000

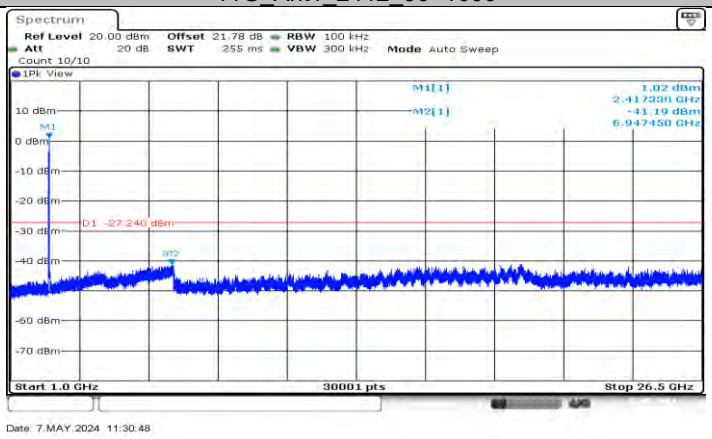

11G_Ant1_2412_1000~26500

This report shall not be reproduced except in full, without the written approval of UL Verification Services (Guangzhou) Co., Ltd, Song Shan Lake Branch.

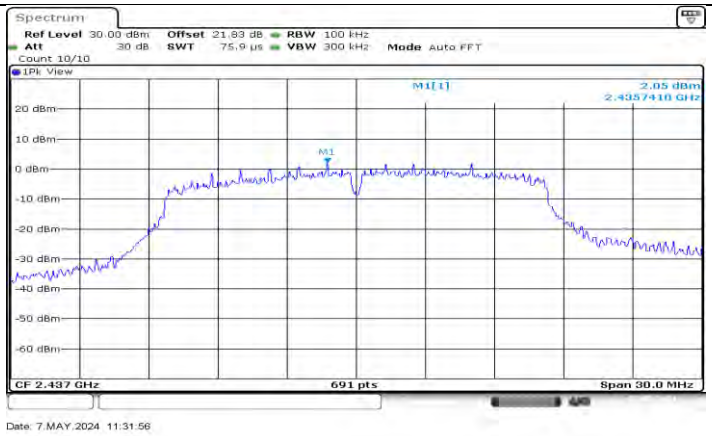

11G_Ant1_2437_0~Reference

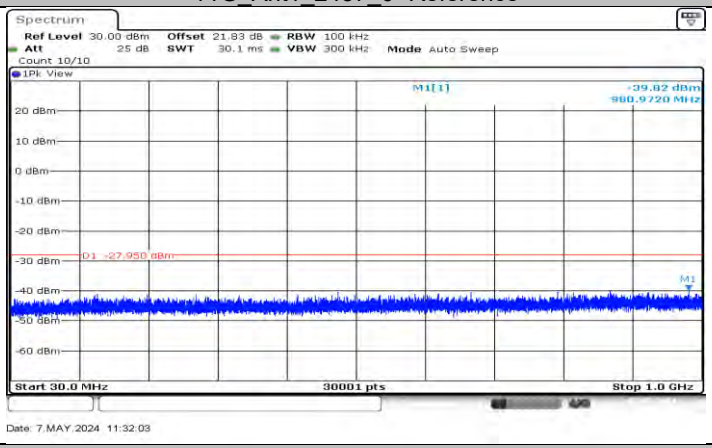

11G_Ant1_2437_30~1000

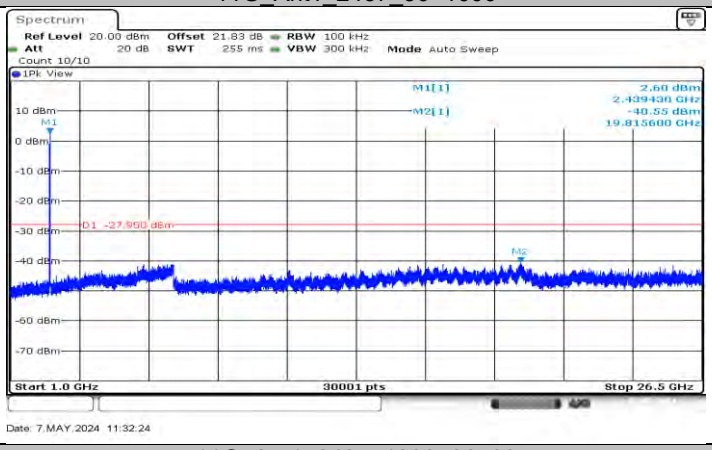

11G_Ant1_2437_1000~26500

This report shall not be reproduced except in full, without the written approval of UL Verification Services (Guangzhou) Co., Ltd, Song Shan Lake Branch.

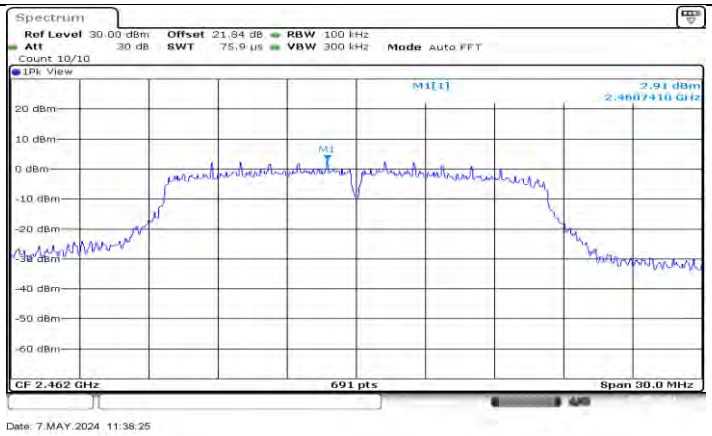

11G_Ant1_2462_0~Reference

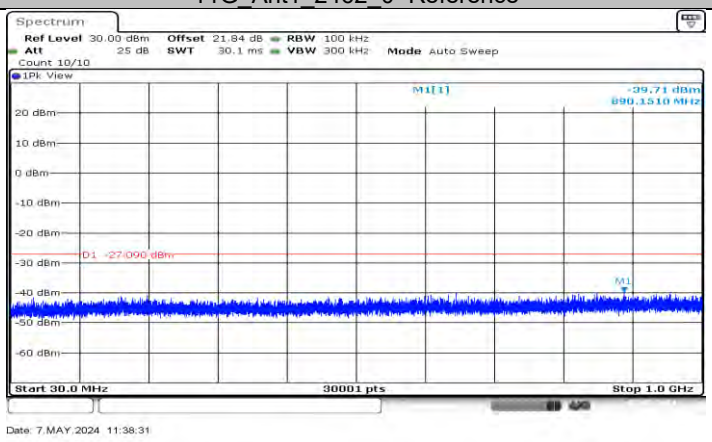

11G_Ant1_2462_30~1000

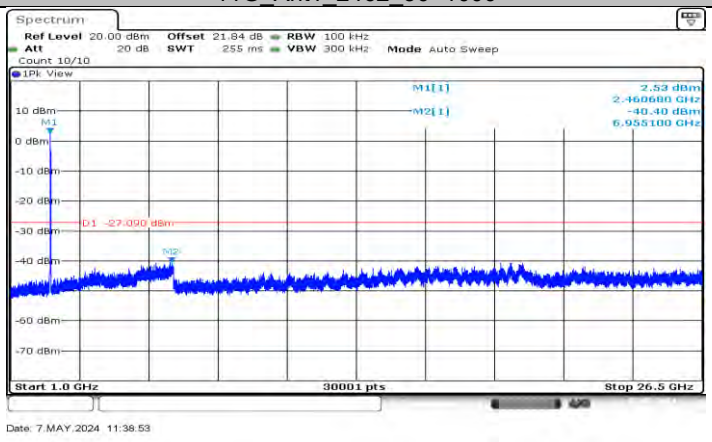

11G_Ant1_2462_1000~26500

This report shall not be reproduced except in full, without the written approval of UL Verification Services (Guangzhou) Co., Ltd, Song Shan Lake Branch.

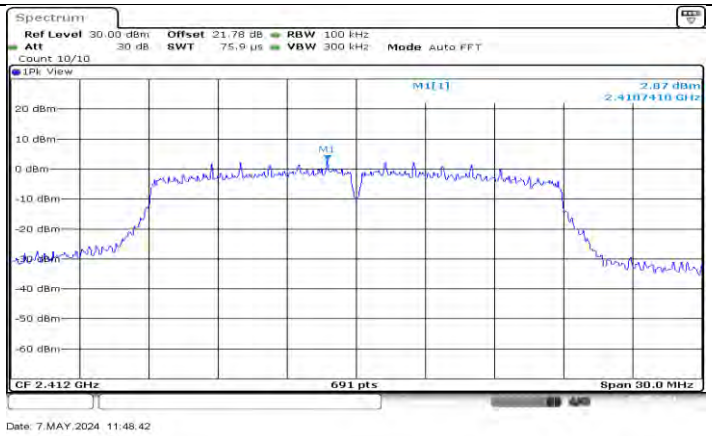

11N20SISO_Ant1_2412_0~Reference

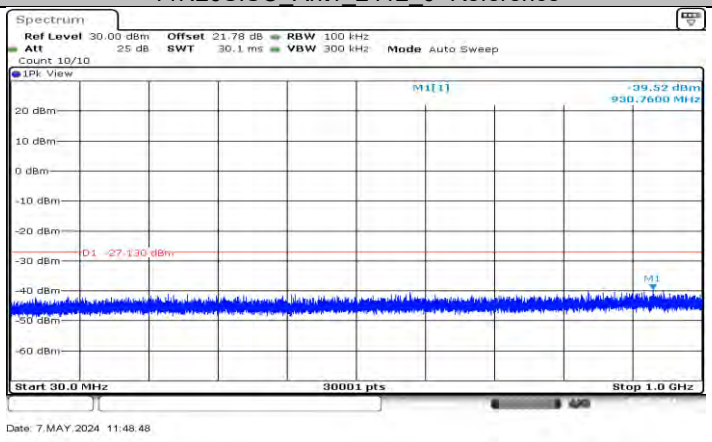

11N20SISO_Ant1_2412_30~1000

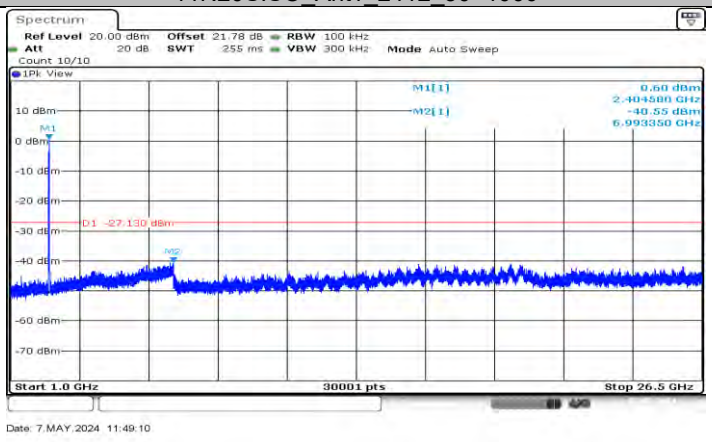

11N20SISO_Ant1_2412_1000~26500

This report shall not be reproduced except in full, without the written approval of UL Verification Services (Guangzhou) Co., Ltd, Song Shan Lake Branch.

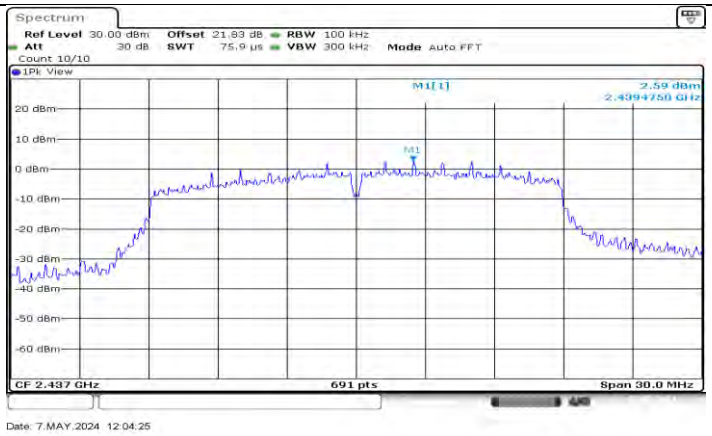

11N20SISO_Ant1_2437_0~Reference

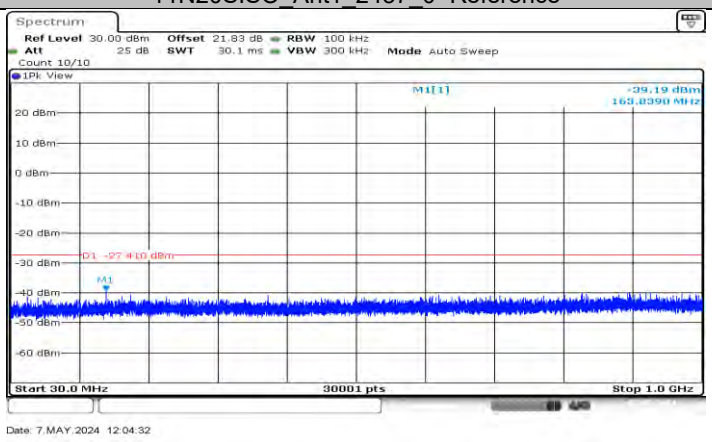

11N20SISO_Ant1_2437_30~1000

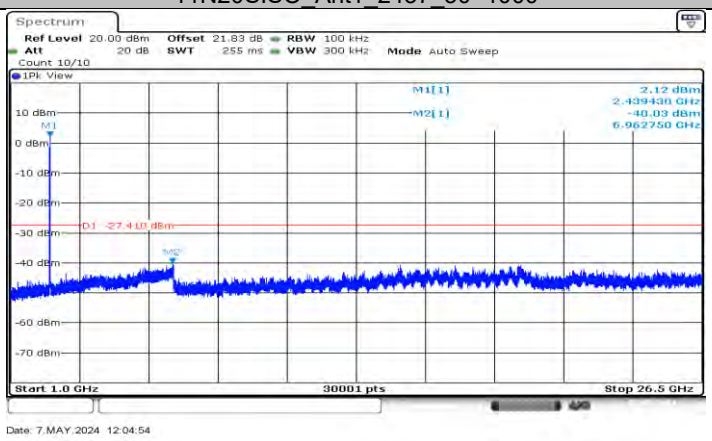

11N20SISO_Ant1_2437_1000~26500

This report shall not be reproduced except in full, without the written approval of UL Verification Services (Guangzhou) Co., Ltd, Song Shan Lake Branch.

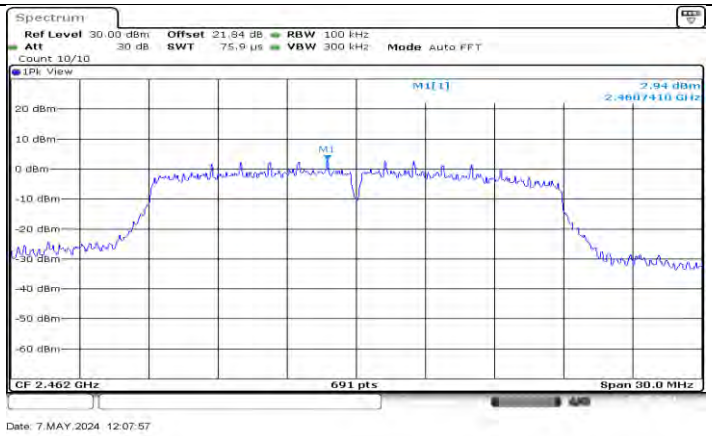

11N20SISO_Ant1_2462_0~Reference

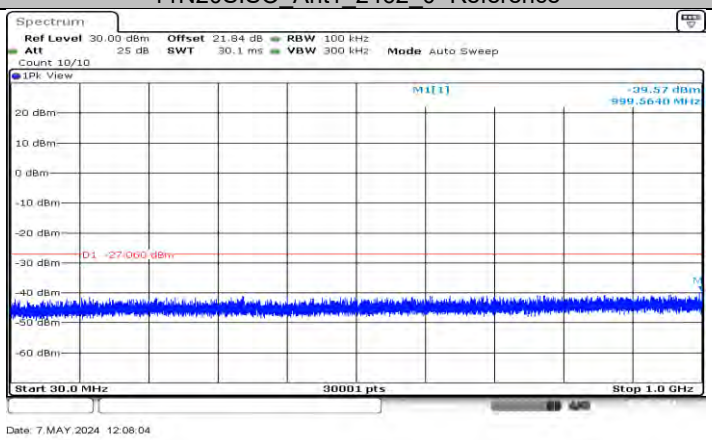

11N20SISO_Ant1_2462_30~1000

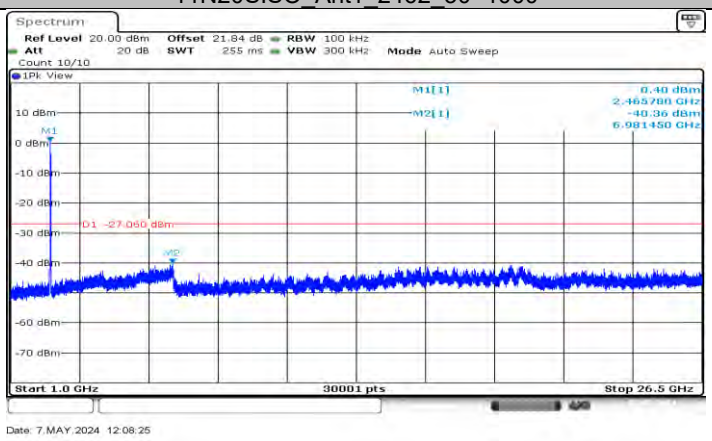

11N20SISO_Ant1_2462_1000~26500

This report shall not be reproduced except in full, without the written approval of UL Verification Services (Guangzhou) Co., Ltd, Song Shan Lake Branch.

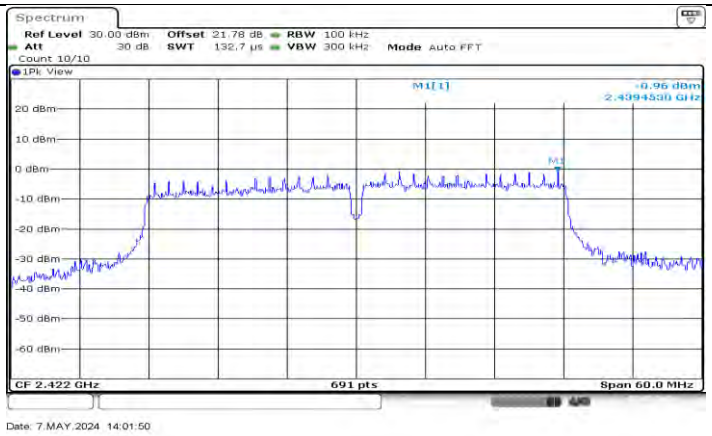

11N40SISO_Ant1_2422_0~Reference

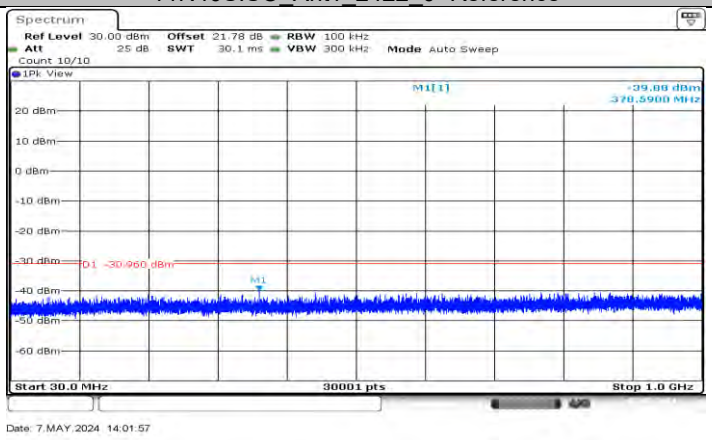

11N40SISO_Ant1_2422_30~1000

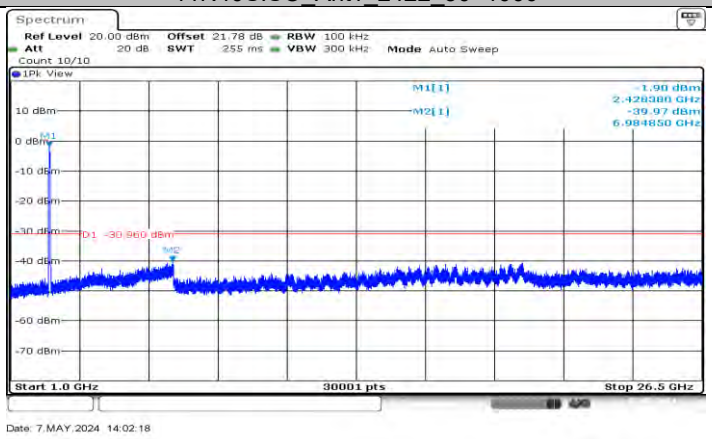

11N40SISO_Ant1_2422_1000~26500

This report shall not be reproduced except in full, without the written approval of UL Verification Services (Guangzhou) Co., Ltd, Song Shan Lake Branch.

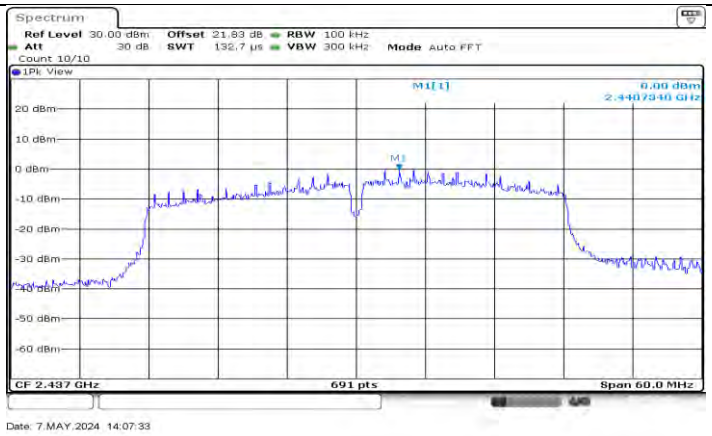

11N40SISO_Ant1_2437_0~Reference

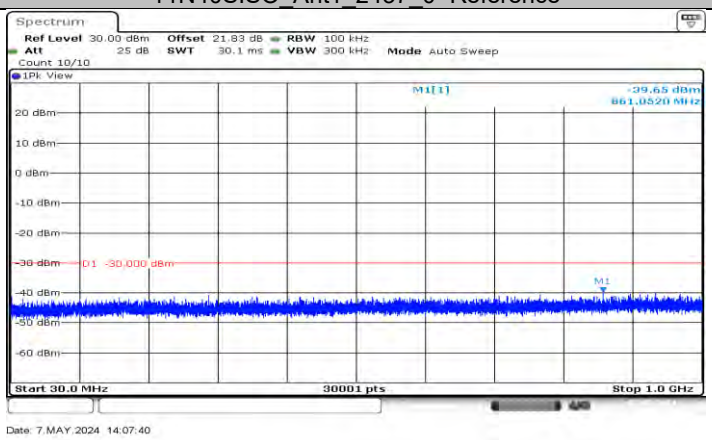

11N40SISO_Ant1_2437_30~1000

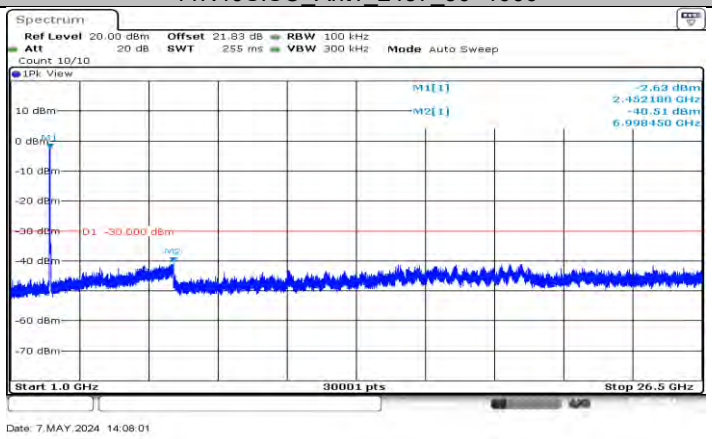

11N40SISO_Ant1_2437_1000~26500

This report shall not be reproduced except in full, without the written approval of UL Verification Services (Guangzhou) Co., Ltd, Song Shan Lake Branch.

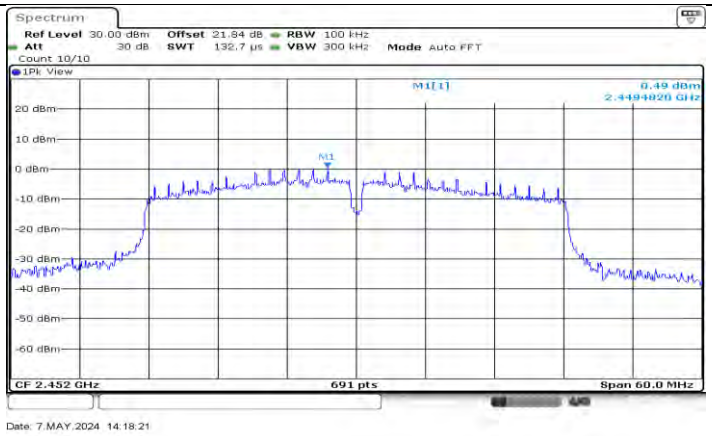

11N40SISO_Ant1_2452_0~Reference

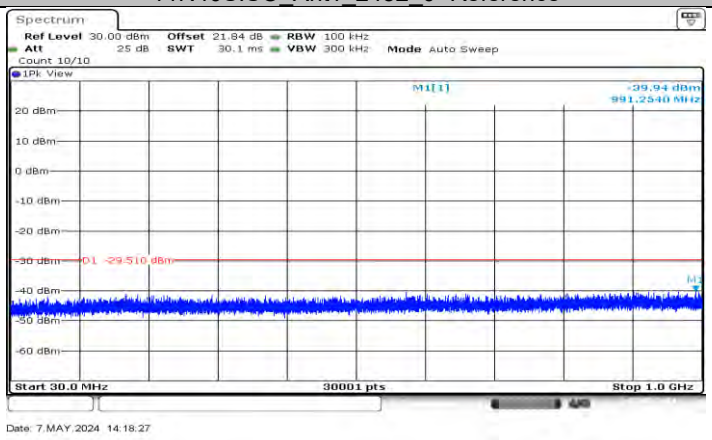

11N40SISO_Ant1_2452_30~1000

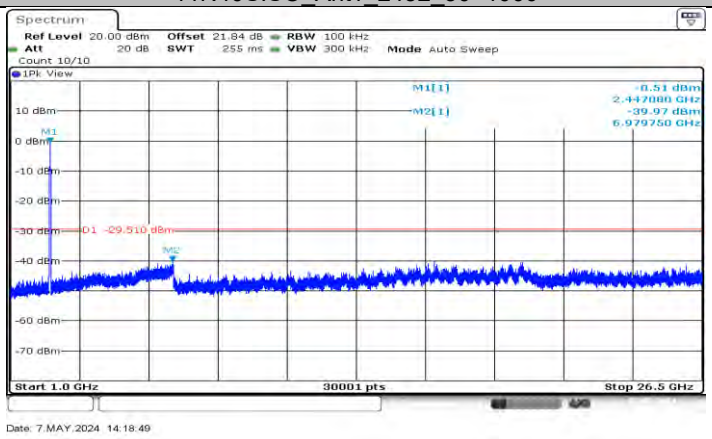

11N40SISO_Ant1_2452_1000~26500

This report shall not be reproduced except in full, without the written approval of UL Verification Services (Guangzhou) Co., Ltd, Song Shan Lake Branch.

11.7. APPENDIX G: DUTY CYCLE

11.7.1. Test Result

Test Mode	Antenna	Frequency[MHz]	Transmission Duration [ms]	Transmission Period [ms]	Duty Cycle [%]
11B	Ant1	2412	8.35	8.39	99.52
11G	Ant1	2412	1.38	1.42	97.18
11N20SISO	Ant1	2412	1.28	1.33	96.24
11N40SISO	Ant1	2422	0.64	0.69	92.75

This report shall not be reproduced except in full, without the written approval of UL Verification Services (Guangzhou) Co., Ltd, Song Shan Lake Branch.

11.7.2. Test Graphs

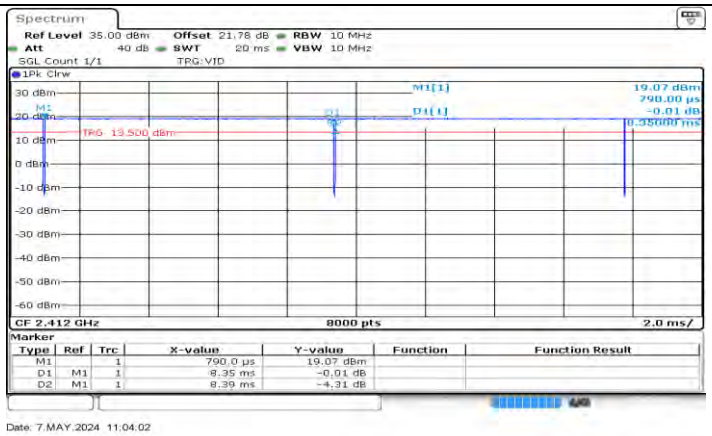

11B_Ant1_2412

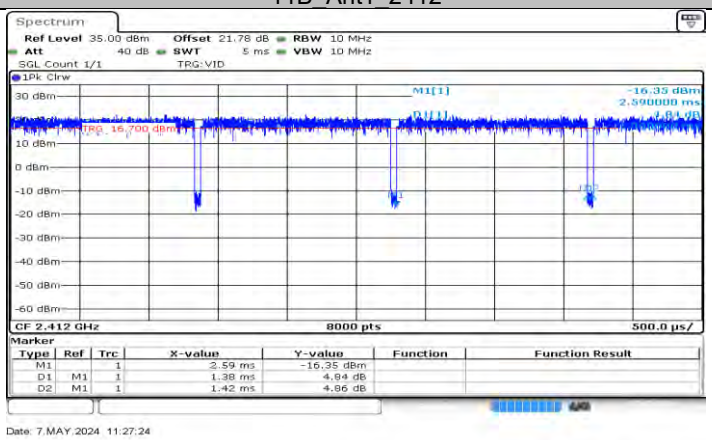

11G_Ant1_2412

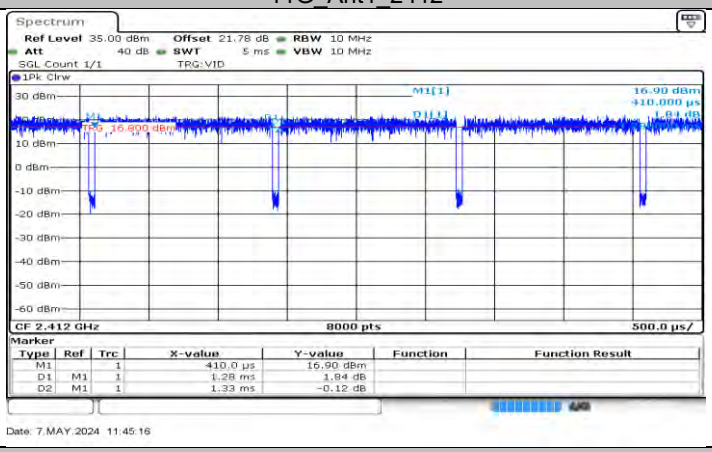

11N20SISO_Ant1_2412

This report shall not be reproduced except in full, without the written approval of UL Verification Services (Guangzhou) Co., Ltd, Song Shan Lake Branch.

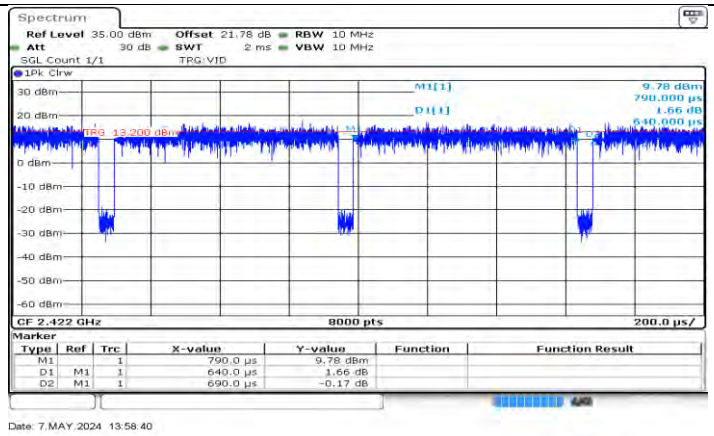

11N40SISO_Ant1_2422

This report shall not be reproduced except in full, without the written approval of UL Verification Services (Guangzhou) Co., Ltd, Song Shan Lake Branch.

APPENDIX: PHOTOGRAPHS OF TEST CONFIGURATION

Referred to 4791221995-1_Appendix_EUTPhoto_External

APPENDIX: PHOTOGRAPHS OF THE EUT

Referred to 4791221995-1_Appendix_EUTPhoto_External

END OF REPORT

This report shall not be reproduced except in full, without the written approval of UL Verification Services (Guangzhou) Co., Ltd, Song Shan Lake Branch.