CFR 47 FCC PART 15 SUBPART E

TEST REPORT

For

LTE Smart Phone

FCC ID: 2ADINS6006L
Model Name: S6006L, NUU X7, X7

Report Number: 4791221995-1-RF-2
Issue Date: July 24, 2024

Prepared for

Sun Cupid Technology (HK) Ltd.
16/F, CEO Tower, 77 Wing Hong Street, Cheung Sha Wan, Kowloon, Hong Kong

Prepared by

UL Verification Services (Guangzhou) Co., Ltd, Song Shan Lake Branch

Building 10, Innovation Technology Park, No. 1, Li Bin Road, Song Shan Lake Hi-Tech Development Zone Dongguan, 523808, People's Republic of China

Tel: +86 769 22038881
Fax: +86 769 33244054
Website: www.ul.com

The results reported herein have been performed in accordance with the laboratory's terms of accreditation. This report shall not be reproduced except in full without the written approval of the Laboratory. The results in this report apply to the test sample(s) mentioned above at the time of the testing period only and are not to be used to indicate applicability to other similar products.

Revision History

Rev.	Issue Date	Revisions	Revised By
V0	July 24, 2024	Initial Issue	

This report shall not be reproduced except in full, without the written approval of UL Verification Services (Guangzhou) Co., Ltd, Song Shan Lake Branch.

Summary of Test Results

Test Item	Clause	Limit/Requirement	Result
ON TIME AND DUTY CYCLE	ANSI C63.10-2013, Clause 12.2	None; for reporting purposes only.	Pass
6dB AND 26dB EMISSION BANDWIDTH AND 99% OCCUPIED BANDWIDTH	KDB 789033 D02 v02r01 Section C.1	FCC Part 15.407 (a)/(e),	Pass
CONDUCTED OUTPUT POWER	KDB 789033 D02 v02r01 Section E.3.a (Method PM)	FCC 15.407 (a)	Pass
POWER SPECTRAL DENSITY	KDB 789033 D02 v02r01 Section F	FCC 15.407 (a)	Pass
AC Power Line Conducted Emission	ANSI C63.10-2013, Clause 6.2.	FCC 15.207	Pass
Radiated Emissions and Band Edge Measurement	KDB 789033 D02 v02r01 Section G.3, G.4, G.5, and G.6	FCC 15.407 (b) FCC 15.209 FCC 15.205	Pass
FREQUENCY STABILITY	ANSI C63.10-2013,Clause 6.8	FCC 15.407 (g)	Pass
Dynamic Frequency Selection (Slave)	KDB 905462 D03 Client Without DFS New Rules v01r02	FCC Part 15.407 (h),	Pass
Dynamic Frequency Selection (Master)	KDB 905462 D02 UNII DFS Compliance Procedures New Rules v02	FCC Part 15.407 (h),	N/A
Antenna Requirement	N/A	FCC 47 CFR Part 15.203/ 15.407(a)(1) (2),	Pass

Note:
1. N/A: In this whole report not applicable.

*This test report is only published to and used by the applicant, and it is not for evidence purpose in China.
*The measurement result for the sample received is <Pass> according to <CFR 47 FCC PART 15 SUBPART E> when <Simple Acceptance> decision rule is applied.

This report shall not be reproduced except in full, without the written approval of UL Verification Services (Guangzhou) Co., Ltd, Song Shan Lake Branch.

CONTENTS

1. ATTESTATION OF TEST RESULTS 6

2. TEST METHODOLOGY 7

3. FACILITIES AND ACCREDITATION 7

4. CALIBRATION AND UNCERTAINTY 8

4.1. MEASURING INSTRUMENT CALIBRATION 8

4.2. MEASUREMENT UNCERTAINTY 8

5. EQUIPMENT UNDER TEST 9

5.1. DESCRIPTION OF EUT 9

5.2. CHANNEL LIST 10

5.3. MAXIMUM POWER 11

5.4. TEST CHANNEL CONFIGURATION 11

5.5. THE WORSE CASE POWER SETTING PARAMETER 13

5.6. WORSE CASE CONFIGURATIONS 15

5.7. DESCRIPTION OF AVAILABLE ANTENNAS 16

5.8. SUPPORT UNITS FOR SYSTEM TEST 16

5.9. SETUP DIAGRAM 16

6. MEASURING EQUIPMENT AND SOFTWARE USED 17

7. ANTENNA PORT TEST RESULTS 20

7.1. ON TIME AND DUTY CYCLE 20

7.2. 6DB AND 26DB EMISSION BANDWIDTH AND 99% OCCUPIED BANDWIDTH 21

7.3. CONDUCTED OUTPUT POWER 23

7.4. POWER SPECTRAL DENSITY 25

7.5. FREQUENCY STABILITY 27

7.6. DYNAMIC FREQUENCY SELECTION (SLAVE) 29

8. RADIATED TEST RESULTS 33

8.1. RESTRICTED BANDEDGE 41

8.2. SPURIOUS EMISSIONS(1 GHZ~7 GHZ) 88

8.3. SPURIOUS EMISSIONS(7 GHZ~18 GHZ) 114

8.4. SPURIOUS EMISSIONS(18 GHZ~26 GHZ) 198

8.5. SPURIOUS EMISSIONS(26 GHZ~40 GHZ) 200

8.6. SPURIOUS EMISSIONS(9 KHZ~30 MHZ) 202

8.7. SPURIOUS EMISSIONS(30 MHZ~1 GHZ) 205

This report shall not be reproduced except in full, without the written approval of UL Verification Services (Guangzhou) Co., Ltd, Song Shan Lake Branch.

9. AC POWER LINE CONDUCTED EMISSION 207

10. ANTENNA REQUIREMENT 211

11. TEST DATA.....212

11.1. APPENDIX A: EMISSION BANDWIDTH.....212
11.1.1. Test Result.....212
11.1.2. Test Graphs 213

11.2. APPENDIX B: OCCUPIED CHANNEL BANDWIDTH.....227
11.2.1. Test Result.....227

11.3. APPENDIX C: MIN EMISSION BANDWIDTH 242
11.3.1. Test Result.....242
11.3.2. Test Graphs 243

11.4. APPENDIX D: MAXIMUM CONDUCTED OUTPUT POWER.....248
11.4.1. Test Result.....248
11.4.2. Test Graphs 249

11.5. APPENDIX E: MAXIMUM POWER SPECTRAL DENSITY 252
11.5.1. Test Result.....252
11.5.2. Test Graphs 253

11.6. APPENDIX F: FREQUENCY STABILITY.....269
11.6.1. Test Result.....269

11.7. APPENDIX G: DUTY CYCLE.....270
11.7.1. Test Result.....270
11.7.2. Test Graphs 271

11.8. APPENDIX H: DYNAMIC FREQUENCY SELECTION.....273
11.8.1. Calibration.....273
11.8.2. Shutdown Time 274
11.8.3. Non-Occupancy 275

APPENDIX: PHOTOGRAPHS OF TEST CONFIGURATION 276

APPENDIX: PHOTOGRAPHS OF THE EUT 276

This report shall not be reproduced except in full, without the written approval of UL Verification Services (Guangzhou) Co., Ltd, Song Shan Lake Branch.

1. ATTESTATION OF TEST RESULTS

Applicant Information

Company Name:	Sun Cupid Technology (HK) Ltd.
Address:	16/F, CEO Tower, 77 Wing Hong Street, Cheung Sha Wan, Kowloon, Hong Kong

Manufacturer Information

Company Name:	Sun Cupid Technology (HK) Ltd.
Address:	16/F, CEO Tower, 77 Wing Hong Street, Cheung Sha Wan, Kowloon, Hong Kong

EUT Information

EUT Name:	LTE Smart Phone
Model:	S6006L
Series Model:	NUU X7, X7
Model Difference:	NUU X7, X7 have the same technical construction including circuit diagram, PCB Layout, components and component layout, all electrical construction and mechanical construction with S6006L. The difference lies only the model number. all these changes do not degrade the unwanted emissions of the certified product.
Sample Received Date:	March 26, 2024
Sample Status:	Normal
Sample ID:	7066315
Date of Tested:	May 5, 2024 to July 24, 2024

APPLICABLE STANDARDS	
STANDARD	**TEST RESULTS**
CFR 47 FCC PART 15 SUBPART E	**Pass**

Prepared By:

James Qin

Project Engineer

Checked By:

Denny Huang

Senior Project Engineer

Approved By:

Stephen Guo

Operations Manager

This report shall not be reproduced except in full, without the written approval of UL Verification Services (Guangzhou) Co., Ltd, Song Shan Lake Branch.

2. TEST METHODOLOGY

All tests were performed in accordance with the standard CFR 47 FCC PART 15 SUBPART E, ANSI C63.10-2013, CFR 47 FCC Part 2, KDB 789033 D02 v02r01, KDB414788 D01 Radiated Test Site v01, KDB 662911 D01 Multiple Transmitter Output v02r01, KDB 905462 D02 UNII DFS Compliance Procedures New Rules v02, KDB 905462 D03 UNII clients without radar detection New Rules v01r02, KDB 905462 D04 Operational Modes for DFS Testing New Rules v01 and KDB 905462 D06 802 11 Channel Plans New Rules v02.

3. FACILITIES AND ACCREDITATION

Accreditation Certificate	**A2LA (Certificate No.: 4102.01)** UL Verification Services (Guangzhou) Co., Ltd. Song Shan Lake Branch. has been assessed and proved to be in compliance with A2LA. **FCC (FCC Designation No.: CN1187)** UL Verification Services (Guangzhou) Co., Ltd. Song Shan Lake Branch. Has been recognized to perform compliance testing on equipment subject to the Commission's Declaration of Conformity (DoC) and Certification rules **ISED (Company No.: 21320)** UL Verification Services (Guangzhou) Co., Ltd. Song Shan Lake Branch. has been registered and fully described in a report filed with ISED. The Company Number is 21320 and the test lab Conformity Assessment Body Identifier (CABID) is CN0046. **VCCI (Registration No.: G-20192, C-20153, T-20155 and R-20202)** UL Verification Services (Guangzhou) Co., Ltd. Song Shan Lake Branch. has been assessed and proved to be in compliance with VCCI, the Membership No. is 3793. Facility Name: Chamber D, the VCCI registration No. is G-20192 and R-20202 Shielding Room B, the VCCI registration No. is C-20153 and T-20155

Note 1:
All tests measurement facilities use to collect the measurement data are located at Building 10, Innovation Technology Park, No. 1, Li Bin Road, Song Shan Lake Hi-Tech Development Zone Dongguan, 523808, People's Republic of China.

Note 2:
The test anechoic chamber in UL Verification Services (Guangzhou) Co., Ltd.
Song Shan Lake Branch had been calibrated and compared to the open field sites and the test anechoic chamber is shown to be equivalent to or worst case from the open field site.

Note 3:
For below 30 MHz, lab had performed measurements at test anechoic chamber and comparing to measurements obtained on an open field site. And these measurements below 30 MHz had been correlated to measurements performed on an OFS.

This report shall not be reproduced except in full, without the written approval of UL Verification Services (Guangzhou) Co., Ltd, Song Shan Lake Branch.

4. CALIBRATION AND UNCERTAINTY

4.1. MEASURING INSTRUMENT CALIBRATION

The measuring equipment utilized to perform the tests documented in this report has been calibrated in accordance with the manufacturer's recommendations and is traceable to recognized national standards.

4.2. MEASUREMENT UNCERTAINTY

Where relevant, the following measurement uncertainty levels have been estimated for tests performed on the apparatus:

Test Item	Uncertainty
Conduction emission	3.62 dB
Radiated Emission (Included Fundamental Emission) (9 kHz ~ 30 MHz)	2.2 dB
Radiated Emission (Included Fundamental Emission) (30 MHz ~ 1 GHz)	4.00 dB
Radiated Emission (Included Fundamental Emission) (1 GHz to 40 GHz)	5.78 dB (1 GHz ~ 18 GHz)
	5.23 dB (18 GHz ~ 26 GHz)
	5.37 dB (26 GHz ~ 40 GHz)
Duty Cycle	±0.028%
Emission Bandwidth and 99% Occupied Bandwidth	±0.0196%
Maximum Conducted Output Power	±0.766 dB
Maximum Power Spectral Density Level	±1.22 dB
Frequency Stability	±2.76%
Dynamic Frequency Selection	±1.01 dB
Conducted Band-edge Compliance	±1.328 dB
Conducted Unwanted Emissions In Non-restricted Frequency Bands	±0.746 dB (9 kHz ~ 1 GHz)
	±1.328dB (1 GHz ~ 26 GHz)
Note: This uncertainty represents an expanded uncertainty expressed at approximately the 95% confidence level using a coverage factor of k=2.	

This report shall not be reproduced except in full, without the written approval of UL Verification Services (Guangzhou) Co., Ltd, Song Shan Lake Branch.

5. EQUIPMENT UNDER TEST

5.1. DESCRIPTION OF EUT

EUT Name	cell phone with 4G
Model	S6006L(X7)

Frequency Band:	5150 MHz to 5250 MHz (U-NII-1) 5250 MHz to 5350 MHz (U-NII-2A) 5470 MHz to 5725 MHz (U-NII-2C) 5 725 MHz to 5 850 MHz (U-NII-3)
Frequency Range:	5180 MHz to 5240 MHz 5260 MHz to 5320 MHz 5500 MHz to 5700 MHz 5 745 MHz to 5 825 MHz
Support Standards:	CFR 47 FCC PART 15 SUBPART E
TPC Function:	Not Support
DFS Operational mode:	Slave without radar detection
Type of Modulation:	IEEE 802.11a: OFDM(64QAM, 16QAM, QPSK, BPSK) IEEE 802.11n: OFDM(64QAM, 16QAM, QPSK, BPSK) IEEE 802.11ac: OFDM(256QAM, 64QAM, 16QAM, QPSK, BPSK)
Data Rate:	IEEE 802.11a: Up to 54 Mbps IEEE 802.11n-HT20: Up to MCS15 IEEE 802.11n-HT40: Up to MCS15 IEEE 802.11ac-VHT20: Up to MCS8 IEEE 802.11ac-VHT40: Up to MCS9 IEEE 802.11ac-VHT80: Up to MCS9
Antenna Type:	FPC Antenna
Antenna Gain:	2.04 dBi
Normal Test Voltage:	3.8 Vdc
EUT Test software:	MTK

EUT configurations:

Material type	First resources material information		Second resources material information	
	Part number	Supplier	Part number	Supplier
MODU(Baseband chips)	MT6761V/WBA	MTK	MT8766V/WBA	MTK

This report shall not be reproduced except in full, without the written approval of UL Verification Services (Guangzhou) Co., Ltd, Song Shan Lake Branch.

5.2. CHANNEL LIST

UNII-1 (For Bandwidth=20MHz)		UNII-1 (For Bandwidth=40MHz)		UNII-1 (For Bandwidth=80MHz)	
Channel	Frequency (MHz)	Channel	Frequency (MHz)	Channel	Frequency (MHz)
36	5180	38	5190	42	5210
40	5200	46	5230		
44	5220				
48	5240				

UNII-2A (For Bandwidth=20MHz)		UNII-2A (For Bandwidth=40MHz)		UNII-2A (For Bandwidth=80MHz)	
Channel	Frequency (MHz)	Channel	Frequency (MHz)	Channel	Frequency (MHz)
52	5260	54	5270	58	5290
56	5280	62	5310		
60	5300				
64	5320				

UNII-2C (For Bandwidth=20MHz)		UNII-2C (For Bandwidth=40MHz)		UNII-2C (For Bandwidth=80MHz)	
Channel	Frequency (MHz)	Channel	Frequency (MHz)	Channel	Frequency (MHz)
100	5500	102	5510	106	5530
104	5520	110	5550	122	*5610
108	5540	118	*5590	/	/
112	5560	126	*5630		
116	5580	134	5670		
120	*5600	/	/		
124	*5620				
128	*5640				
132	5660				
136	5680				
140	5700				
/	/				

* Note: Not operational in Canada.

UNII-3 (For Bandwidth=20MHz)		UNII-3 (For Bandwidth=40MHz)		UNII-3 (For Bandwidth=80MHz)	
Channel	Frequency (MHz)	Channel	Frequency (MHz)	Channel	Frequency (MHz)
149	5745	151	5755	155	5775
153	5765	159	5795		
157	5785				
161	5805				
165	5825				

This report shall not be reproduced except in full, without the written approval of UL Verification Services (Guangzhou) Co., Ltd, Song Shan Lake Branch.

5.3. MAXIMUM POWER

UNII-1 BAND(FCC)

IEEE Std. 802.11	Frequency (MHz)	Maximum Average Conducted Power (dBm)
a	5150 ~ 5250	18.62
n HT20		18.36
n HT40		18.23
ac VHT80		16.75

UNII-2A BAND(FCC)

IEEE Std. 802.11	Frequency (MHz)	Maximum Average Conducted Power (dBm)
a	5250 ~ 5350	18.46
n HT20		18.37
n HT40		18.22
ac VHT80		16.21

UNII-2C BAND(FCC)

IEEE Std. 802.11	Frequency (MHz)	Maximum Average Conducted Power (dBm)
a	5470 ~ 5725	17.65
n HT20		17.61
n HT40		17.42
ac VHT80		15.50

UNII-3 BAND(FCC)

IEEE Std. 802.11	Frequency (MHz)	Maximum Average Conducted Power (dBm)
a	5725 ~ 5850	15.81
n HT20		15.81
n HT40		15.66
ac VHT80		13.65

5.4. TEST CHANNEL CONFIGURATION

UNII-1 Test Channel Configuration		
IEEE Std.	Test Channel Number	Frequency
802.11a	CH 36(Low Channel), CH 40(MID Channel), CH 48(High Channel)	5180 MHz, 5200 MHz, 5240 MHz
802.11n HT20	CH 36(Low Channel), CH 40(MID Channel), CH 48(High Channel)	5180 MHz, 5200 MHz, 5240 MHz
802.11n HT40	CH 38(Low Channel), CH 46(High Channel)	5190 MHz, 5230 MHz
802.11ac VHT80	CH 42(Low Channel)	5210 MHz

This report shall not be reproduced except in full, without the written approval of UL Verification Services (Guangzhou) Co., Ltd, Song Shan Lake Branch.

UNII-2A Test Channel Configuration		
IEEE Std.	Test Channel Number	Frequency
802.11a	CH 52(Low Channel), CH 56(MID Channel), CH 64(High Channel)	5260 MHz, 5280 MHz, 5320 MHz
802.11n HT20	CH 52(Low Channel), CH 56(MID Channel), CH 64(High Channel)	5260 MHz, 5280 MHz, 5320 MHz
802.11n HT40	CH 54(Low Channel), CH 62(High Channel)	5270 MHz, 5310 MHz
802.11ac VHT80	CH 58(Low Channel)	5290 MHz

UNII-2C Test Channel Configuration		
IEEE Std.	Test Channel Number	Frequency
802.11a	CH 100(Low Channel), CH 116(MID Channel), CH 140(High Channel)	5500 MHz, 5580 MHz, 5700 MHz
802.11n HT20	CH 100(Low Channel), CH 116(MID Channel), CH 140(High Channel)	5500 MHz, 5580 MHz, 5700 MHz
802.11n HT40	CH 102(Low Channel), CH 110(MID Channel), CH 134(High Channel)	5510 MHz, 5550 MHz, 5670 MHz
802.11ac VHT80	CH 102(Low Channel), CH 122(High Channel)	5530 MHz, 5610 MHz

UNII-3 Test Channel Configuration		
IEEE Std.	Test Channel Number	Frequency
802.11a	CH 149(Low Channel), CH 157(MID Channel), CH 165(High Channel)	5745 MHz, 5785 MHz, 5825 MHz
802.11n HT20	CH 149(Low Channel), CH 157(MID Channel), CH 165(High Channel)	5745 MHz, 5785 MHz, 5825 MHz
802.11n HT40	CH 151(Low Channel), CH 159(High Channel)	5755MHz, 5795MHz
802.11ac VHT80	CH 155(Low Channel)	5775 MHz

Straddle Test Channel Configuration		
IEEE Std.	Test Channel Number	Frequency
802.11a	CH 144	5720 MHz
802.11n HT20	CH 144	5720 MHz
802.11n HT40	CH 142	5710 MHz
802.11ac VHT80	CH 138	5690 MHz

This report shall not be reproduced except in full, without the written approval of UL Verification Services (Guangzhou) Co., Ltd, Song Shan Lake Branch.

5.5. THE WORSE CASE POWER SETTING PARAMETER

The Worse Case Power Setting Parameter	
Test Software	MTK

UNII-1

Mode	Rate	Channel	Soft set value
			ANT 3
11a	6M	36	17.5
		40	17.5
		48	17.5
11n HT20	MCS0	36	17.5
		40	17.5
		48	17.5
11n HT40	MCS0	38	15.5
		46	17.5
11ac VHT20	MCS0	36	Cover by 11n HT20
		40	
		48	
11ac VHT40	MCS0	38	Cover by 11n HT40
		46	
11ac VHT80	MCS0	42	16

UNII-2A

Mode	Rate	Channel	Soft set value
			ANT3
11a	6M	52	17.5
		56	17.5
		64	17.5
11n HT20	MCS0	52	17.5
		56	17.5
		64	17.5
11n HT40	MCS0	54	17.5
		62	16
11ac VHT20	MCS0	52	Cover by 11n HT20
		56	
		64	
11ac VHT40	MCS0	54	Cover by 11n HT40
		62	
11ac VHT80	MCS0	58	15.5

This report shall not be reproduced except in full, without the written approval of UL Verification Services (Guangzhou) Co., Ltd, Song Shan Lake Branch.

UNII-2C

Mode	Rate	Channel	Soft set value
			ANT3
11a	6M	100	16.5
		116	17.5
		140	15
		144	17.5
11n HT20	MCS0	100	15.5
		116	17.5
		140	13.5
		144	17.5
11n HT40	MCS0	102	14
		118	17.5
		134	16.5
		142	17.5
11ac VHT20	MCS0	100	Cover by 11n HT20
		116	
		140	
		144	
11ac VHT40	MCS0	102	Cover by 11n HT40
		118	
		134	
		142	
11ac VHT80	MCS0	106	14
		122	16
		138	16

UNII-3

Mode	Rate	Channel	Soft set value
			ANT3
11a	6M	149	17.5
		157	17.5
		165	17.5
11n HT20	MCS0	149	17.5
		157	17.5
		165	17.5
11n HT40	MCS0	151	17.5
		159	17.5
11ac VHT20	MCS0	149	Cover by 11n HT20
		157	
		165	
11ac VHT40	MCS0	151	Cover by 11n HT40
		159	
11ac VHT80	MCS0	155	16

This report shall not be reproduced except in full, without the written approval of UL Verification Services (Guangzhou) Co., Ltd, Song Shan Lake Branch.

5.6. WORSE CASE CONFIGURATIONS

The EUT was tested in the following configuration(s):

Controlled in test mode using a software application on the EUT supplied by customer. The application was used to enable a continuous transmission and to select the mode, test channels, bandwidth, data rates as required.

Test channels referring to section 5.4.

Maximum power setting referring to section 5.5.

Worst case Data Rates declared by the customer:

802.11a 20 mode: 6 Mbps
802.11n HT20 mode: MCS0
802.11n HT40 mode: MCS0
802.11ac VHT20 mode: MCS0
802.11ac VHT40 mode: MCS0
802.11ac VHT80 mode: MCS0

802.11a/n HT20/HT40/ac VHT20/VHT40/VHT80 only support SISO mode.

802.11ac VHT20 and VHT40 mode are different from 802.11nHT20 and HT40 only in control messages, so for these 4 modes, only 802.11n HT20 and 802.11n HT40 worst case power modes radiated emission test data are recorded in the report .

The measured additional path loss was included in any path loss calculations for all RF cable used during tested.

Note:

1. Based on preliminary testing, there were no significant differences between the two models and therefore model [MT6761 version] was fully tested.

This report shall not be reproduced except in full, without the written approval of UL Verification Services (Guangzhou) Co., Ltd, Song Shan Lake Branch.

5.7. DESCRIPTION OF AVAILABLE ANTENNAS

Antenna No.	Frequency Band	Antenna Type	Max Antenna Gain (dBi)
3	5150-5850	FPC Antenna	2.04

IEE Std. 802.11	Transmit and Receive Mode	Description
802.11a	☒1TX, 1RX	ANT 3 can be used as transmitting/receiving antenna.
802.11n HT20	☒1TX, 1RX	ANT 3 can be used as transmitting/receiving antenna.
802.11n HT40	☒1TX, 1RX	ANT 3 can be used as transmitting/receiving antenna.
802.11ac VHT20	☒1TX, 1RX	ANT 3 can be used as transmitting/receiving antenna.
802.11ac VHT40	☒1TX, 1RX	ANT 3 can be used as transmitting/receiving antenna.
802.11ac VHT80	☒1TX, 1RX	ANT 3 can be used as transmitting/receiving antenna.
Note: 1. BT&WLAN 2.4G, BT & WLAN 5G, WLAN 2.4G & WLAN 5G can't transmit simultaneously (Declared by client)		

5.8. SUPPORT UNITS FOR SYSTEM TEST

The EUT has been tested as an independent unit

5.9. SETUP DIAGRAM

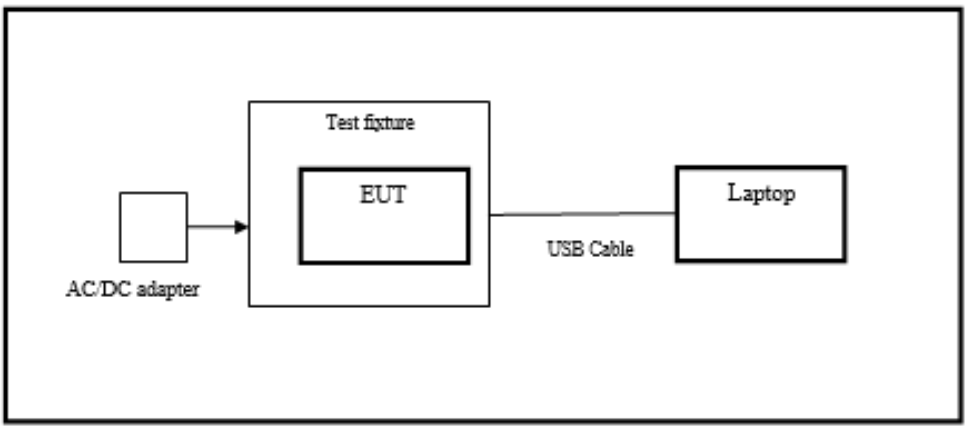

This report shall not be reproduced except in full, without the written approval of UL Verification Services (Guangzhou) Co., Ltd, Song Shan Lake Branch.

6. MEASURING EQUIPMENT AND SOFTWARE USED

R&S TS 8997 Test System					
Equipment	Manufacturer	Model No.	Serial No.	Last Cal.	Due. Date
Power sensor, Power Meter	R&S	OSP120	100921	Mar.25,2024	Mar.24,2025
Vector Signal Generator	R&S	SMBV100A	261637	Oct.12, 2023	Oct.11, 2024
Signal Generator	R&S	SMB100A	178553	Oct.12, 2023	Oct.11, 2024
Signal Analyzer	R&S	FSV40	101118	Oct.12, 2023	Oct.11, 2024

Software			
Description	Manufacturer	Name	Version
For R&S TS 8997 Test System	Rohde & Schwarz	EMC 32	10.60.10

Tonsend RF Test System					
Equipment	Manufacturer	Model No.	Serial No.	Last Cal.	Due. Date
Wideband Radio Communication Tester	R&S	CMW500	155523	Oct.12, 2023	Oct.11, 2024
Wireless Connectivity Tester	R&S	CMW270	1201.0002N75-102	Sep.25, 2023	Sep.24, 2024
PXA Signal Analyzer	Keysight	N9030A	MY55410512	Oct.12, 2023	Oct.11, 2024
MXG Vector Signal Generator	Keysight	N5182B	MY56200284	Oct.12, 2023	Oct.11, 2024
MXG Vector Signal Generator	Keysight	N5172B	MY56200301	Oct.12, 2023	Oct.11, 2024
DC power supply	Keysight	E3642A	MY55159130	Oct.12, 2023	Oct.11, 2024
Temperature & Humidity Chamber	SANMOOD	SG-80-CC-2	2088	Oct.12, 2023	Oct.11, 2024
Attenuator	Aglient	8495B	2814a12853	Oct.12, 2023	Oct.11, 2024
RF Control Unit	Tonscend	JS0806-2	23B80620666	Mar.25,2024	Mar.24,2025

Software			
Description	Manufacturer	Name	Version
Tonsend SRD Test System	Tonsend	JS1120-3 RF Test System	V3.2.22

This report shall not be reproduced except in full, without the written approval of UL Verification Services (Guangzhou) Co., Ltd, Song Shan Lake Branch.

Conducted Emissions					
Equipment	Manufacturer	Model No.	Serial No.	Last Cal.	Due Date
EMI Test Receiver	R&S	ESR3	101961	Oct.13, 2023	Oct.12, 2024
Two-Line V-Network	R&S	ENV216	101983	Oct.13, 2023	Oct.12, 2024
Artificial Mains Networks	Schwarzbeck	NSLK 8126	8126465	Oct.13, 2023	Oct.12, 2024
Software					
Description			Manufacturer	Name	Version
Test Software for Conducted Emissions			Farad	EZ-EMC	Ver. UL-3A1

Radiated Emissions					
Equipment	Manufacturer	Model No.	Serial No.	Last Cal.	Due Date
MXE EMI Receiver	KESIGHT	N9038A	MY56400036	Oct.12, 2023	Oct.11, 2024
Hybrid Log Periodic Antenna	TDK	HLP-3003C	130959	Aug.02, 2021	Aug.01, 2024
Preamplifier	HP	8447D	2944A09099	Oct.12, 2023	Oct.11, 2024
EMI Measurement Receiver	R&S	ESR26	101377	Oct.12, 2023	Oct.11, 2024
Horn Antenna	TDK	HRN-0118	130940	July 20, 2021	July 19, 2024
Preamplifier	TDK	PA-02-0118	TRS-305-00067	Oct.12, 2023	Oct.11, 2024
Horn Antenna	Schwarzbeck	BBHA9170	697	July 20, 2021	July 19, 2024
Preamplifier	TDK	PA-02-2	TRS-307-00003	Oct.12, 2023	Oct.11, 2024
Preamplifier	TDK	PA-02-3	TRS-308-00002	Oct.12, 2023	Oct.11, 2024
Loop antenna	Schwarzbeck	1519B	00008	Dec.14, 2021	Dec.13, 2024
Preamplifier	TDK	PA-02-001-3000	TRS-302-00050	Oct.12, 2023	Oct.11, 2024
High Pass Filter	Wi	WHKX10-2700-3000-18000-40SS	23	Oct.12, 2023	Oct.11, 2024
Highpass Filter	Wainwright	WHKX10-5850-6500-1800-40SS	4	Oct.12, 2023	Oct.11, 2024
Band Reject Filter	Wainwright	WRCJV12-5695-5725-5850-5880-40SS	4	Oct.12, 2023	Oct.11, 2024
Band Reject Filter	Wainwright	WRCJV20-5120-5150-	2	Oct.12, 2023	Oct.11, 2024

This report shall not be reproduced except in full, without the written approval of UL Verification Services (Guangzhou) Co., Ltd, Song Shan Lake Branch.

		5350-5380-60SS			
Band Reject Filter	Wainwright	WRCJV20-5440-5470-5725-5755-60SS	1	Oct.12, 2023	Oct.11, 2024
Band Reject Filter	Wainwright	WRCJV8-2350-2400-2483.5-2533.5-40SS	4	Oct.12, 2023	Oct.11, 2024
Band Reject Filter	Wainwright	WRCD5-1879-1879.85-1880.15-1881-40SS	1	Oct.12, 2023	Oct.11, 2024
Notch Filter	Wainwright	WHJ10-882-980-7000-40SS	1	Oct.12, 2023	Oct.11, 2024
Highpass Filter	Xingbo	XBLBQ-GTA68	211115-2-1	Oct.12, 2023	Oct.11, 2024
Notch Filter (5905-6445 MHz)	Xingbo	XBLBQ-DZA175	210922-2-1	Oct.12, 2023	Oct.11, 2024
Notch Filter (6425-6525 MHz)	Xingbo	XBLBQ-DZA176	210922-2-2	Oct.12, 2023	Oct.11, 2024
Notch Filter (6825-7125 MHz)	Xingbo	XBLBQ-DZA177	210922-2-3	Oct.12, 2023	Oct.11, 2024
Notch Filter (6525-6875 MHz)	Xingbo	XBLBQ-DZA178	210922-2-4	Oct.12, 2023	Oct.11, 2024

Software			
Description	Manufacturer	Name	Version
Test Software for Radiated Emissions	Farad	EZ-EMC	Ver. UL-3A1

Other Instrument					
Equipment	Manufacturer	Model No.	Serial No.	Last Cal.	Due Date
Temperature humidity probe	OMEGA	ITHX-SD-5	18470007	Oct.21, 2023	Oct.20, 2024
Barometer	Yiyi	Baro	N/A	Oct.19, 2023	Oct.18, 2024
Attenuator	Agilent	8495B	2814a12853	Oct.12, 2023	Oct.11, 2024

This report shall not be reproduced except in full, without the written approval of UL Verification Services (Guangzhou) Co., Ltd, Song Shan Lake Branch.

7. ANTENNA PORT TEST RESULTS

7.1. ON TIME AND DUTY CYCLE

LIMITS

None; for reporting purposes only.

TEST PROCEDURE

Refer to KDB 789033 D02 General U-NII Test Procedures New Rules v02r01 section II.B.

The zero-span mode on a spectrum analyzer or EMI receiver, if the response time and spacing between bins on the sweep are sufficient to permit accurate measurements of the on and off times of the transmitted signal. Set the center frequency of the instrument to the center frequency of the transmission. Set RBW ≥ EBW if possible; otherwise, set RBW to the largest available value. Set VBW ≥ RBW. Set detector = peak or average. The zero-span measurement method shall not be used unless both RBW and VBW are > 50/T, where T is defined in II.B.1.a), and the number of sweep points across duration T exceeds 100. (For example, if VBW and/or RBW are limited to 3 MHz, then the zero-span method of measuring duty cycle shall not be used if T ≤ 16.7 microseconds.)

TEST SETUP

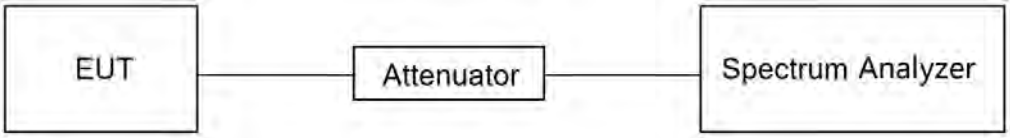

TEST ENVIRONMENT

Temperature	26.5℃	Relative Humidity	51.2%
Atmosphere Pressure	101kPa	Test Voltage	DC 3.8 V

TEST DATE / ENGINEER

Test Date	May 9, 2024	Test By	Johnson Liu

TEST RESULTS

Please refer to section "Test Data" - Appendix G

This report shall not be reproduced except in full, without the written approval of UL Verification Services (Guangzhou) Co., Ltd, Song Shan Lake Branch.

7.2. 6DB AND 26DB EMISSION BANDWIDTH AND 99% OCCUPIED BANDWIDTH

LIMITS

CFR 47 FCC Part15, Subpart E		
Test Item	Limit	Frequency Range (MHz)
26 dB Emission Bandwidth	For reporting purposes only.	5150 ~ 5250
26 dB Emission Bandwidth	For reporting purposes only.	5250 ~ 5350
26 dB Emission Bandwidth	For reporting purposes only.	5470 ~ 5725 (For FCC)
6 dB Emission Bandwidth	The minimum 6 dB emission bandwidth shall be 500 kHz.	5725 ~ 5850

TEST PROCEDURE

Refer to KDB 789033 D02 General U-NII Test Procedures New Rules v02r01 section II.C1. for 26 dB Emission Bandwidth; section II.C2. for 6 dB Emission Bandwidth; section II.D. for 99 % Occupied Bandwidth.
Connect the EUT to the spectrum analyser and use the following settings:

Center Frequency	The center frequency of the channel under test
Detector	Peak
RBW	For 6 dB Emission Bandwidth: RBW=100 kHz For 26 dB Emission bandwidth: approximately 1 % of the EBW. For 99 % Occupied Bandwidth: approximately 1 % ~ 5 % of the OBW.
VBW	For 6 dB Bandwidth: ≥ 3*RBW For 26 dB Bandwidth: >3*RBW For 99 % Bandwidth: >3*RBW
Trace	Max hold
Sweep	Auto couple

a) Use the 99 % power bandwidth function of the instrument, allow the trace to stabilize and report the measured bandwidth.
b) Allow the trace to stabilize and measure the maximum width of the emission that is constrained by the frequencies associated with the two outermost amplitude points (upper and lower frequencies) that are attenuated by 6/26 dB relative to the maximum level measured in the fundamental emission.

Calculation for 99 % Bandwidth of UNII-2C and UNII-3 Straddle Channel:

For Example: Fundamental Frequency: 5720 MHz

99 % OBW: 21.00 MHz

Turning Frequency: 5725 MHz

99 % Bandwidth of UNII-2C Band Portion = (5725-(5720-(21.00/2)) = 15.50 MHz

99 % Bandwidth of UNII-3 Band Portion = (5720+(21.00/2)-5725) = 5.50 MHz

Calculation for 26 dB Bandwidth of UNII-2C Straddle Channel:

This report shall not be reproduced except in full, without the written approval of UL Verification Services (Guangzhou) Co., Ltd, Song Shan Lake Branch.

For Example: Fundamental frequency: 5720 MHz

26 dB BW: 20.00 MHz

FL: 5710.16 MHz

FH: 5730.16 MHz

Turning Frequency: 5725 MHz

26 dB Bandwidth of UNII-2C Band Portion = 5725-5710.16=14.84 MHz

Calculation for 6dB Bandwidth of UNII-3 Straddle Channel:

For Example: Fundamental frequency: 5720 MHz

6 dB BW: 16.44 MHz

FL: 5711.76 MHz

FH: 5728.2 MHz

Turning Frequency: 5725 MHz

6 dB Bandwidth of UNII-3 band Portion = 5728.2-5725=3.2 MHz

TEST SETUP

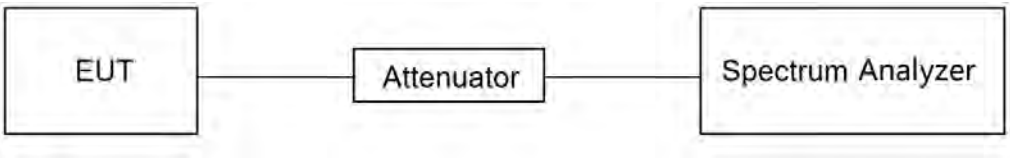

TEST ENVIRONMENT

Temperature	26.5℃	Relative Humidity	51.2%
Atmosphere Pressure	101kPa	Test Voltage	DC 3.8 V

TEST DATE / ENGINEER

Test Date	May 9, 2024	Test By	Johnson Liu

TEST RESULTS

Please refer to section "Test Data" - Appendix A&B&C

This report shall not be reproduced except in full, without the written approval of UL Verification Services (Guangzhou) Co., Ltd, Song Shan Lake Branch.

7.3. CONDUCTED OUTPUT POWER

LIMITS

CFR 47 FCC Part15, Subpart E		
Test Item	Limit	Frequency Range (MHz)
Conducted Output Power	☐ Outdoor Access Point: 1 W (30 dBm) ☐ Indoor Access Point: 1 W (30 dBm) ☐ Fixed Point-To-Point Access Points: 1 W (30 dBm) ☒ Client Devices: 250 mW (24 dBm)	5150 ~ 5250
	Shall not exceed the lesser of 250 mW (24dBm) or 11 dBm + 10 log B, where B is the 26 dB emission bandwidth in megahertz.	5250 ~ 5350 5470 ~ 5725
	Shall not exceed 1 Watt (30 dBm).	5725 ~ 5850

Note:
The above limits are based upon the maximum antenna gain does not exceed 6 dBi.
If transmitting antennas of directional gain greater than 6 dBi are used, the maximum conducted output power shall be reduced by the amount in dB that the directional gain of the antenna exceeds 6 dBi.

TEST PROCEDURE

Refer to KDB 789033 D02 General U-NII Test Procedures New Rules v02r01 section II.E.

Method SA-2 (trace averaging across ON and OFF times of the EUT transmissions, followed by duty cycle correction.):
(a) Measure the duty cycle D of the transmitter output signal.
(b) Set span to encompass the entire 26 dB EBW or 99% OBW of the signal.
(c) Set RBW = 1 MHz.
(d) Set VBW ⩾ 3 MHz.
(e) Number of points in sweep ⩾ [2 × span / RBW]. (This gives bin-to-bin spacing ⩽ RBW / 2, so that narrowband signals are not lost between frequency bins.)
(f) Sweep time = auto.
(g) Detector = RMS (i.e., power averaging), if available. Otherwise, use sample detector mode.
(h) Do not use sweep triggering. Allow the sweep to “free run.”
(i) Trace average at least 100 traces in power averaging (rms) mode; however, the number of traces to be averaged shall be increased above 100 as needed such that the average accurately represents the true average over the ON and OFF periods of the transmitter.
j) Compute power by integrating the spectrum across the 26 dB EBW or 99% OBW of the signal using the instrument’s band power measurement function with band limits set equal to the EBW or OBW band edges. If the instrument does not have a band power function, then sum the spectrum levels (in power units) at 1 MHz intervals extending across the 26 dB EBW or 99% OBW of the spectrum.
k) Add [10 log (1 / D)], where D is the duty cycle, to the measured power to compute the average power during the actual transmission times (because the measurement represents an average over both the ON and OFF times of the transmission). For example, add [10 log (1 / 0.25)] = 6 dB if the duty cycle is 25%.

This report shall not be reproduced except in full, without the written approval of UL Verification Services (Guangzhou) Co., Ltd, Song Shan Lake Branch.

Method PM (Measurement using an RF average power meter):
(i) Measurements may be performed using a wideband RF power meter with a thermocouple detector or equivalent if all of the following conditions are satisfied:
a. The EUT is configured to transmit continuously or to transmit with a constant duty cycle.
b. At all times when the EUT is transmitting, it must be transmitting at its maximum power control level.
c. The integration period of the power meter exceeds the repetition period of the transmitted signal by at least a factor of five.
(ii) If the transmitter does not transmit continuously, measure the duty cycle, x, of the transmitter output signal as described in II.B.
(iii) Measure the average power of the transmitter. This measurement is an average over both the on and off periods of the transmitter.
(iv) Adjust the measurement in dBm by adding 10 log (1/x) where x is the duty cycle (e.g., 10 log (1/0.25) if the duty cycle is 25 %).

Note: Method SA-2 was used for straddle channel output power test, and Method PM was used for testing rest channels

TEST SETUP

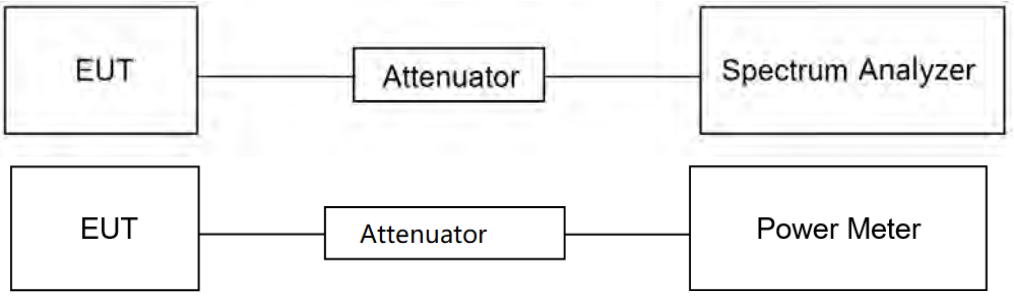

TEST ENVIRONMENT

Temperature	26.5℃	Relative Humidity	51.2%
Atmosphere Pressure	101kPa	Test Voltage	DC 3.8 V

TEST DATE / ENGINEER

Test Date	May 9, 2024	Test By	Johnson Liu

TEST RESULTS

Please refer to section "Test Data" - Appendix D

This report shall not be reproduced except in full, without the written approval of UL Verification Services (Guangzhou) Co., Ltd, Song Shan Lake Branch.

7.4. POWER SPECTRAL DENSITY

LIMITS

CFR 47 FCC Part15, Subpart E		
Test Item	Limit	Frequency Range (MHz)
Power Spectral Density	☐ Outdoor Access Point: 17 dBm/MHz ☐ Indoor Access Point: 17 dBm/MHz ☐ Fixed Point-To-Point Access Points: 17 dBm/MHz ☒ Client Devices: 11 dBm/MHz	5150 ~ 5250
	11 dBm/MHz	5250 ~ 5350 5470 ~ 5725
	30 dBm/500kHz	5725 ~ 5850

Note:
The above limits are based upon the maximum antenna gain does not exceed 6 dBi.
If transmitting antennas of directional gain greater than 6 dBi are used, maximum power spectral density shall be reduced by the amount in dB that the directional gain of the antenna exceeds 6 dBi.

TEST PROCEDURE

Refer to KDB 789033 D02 General U-NII Test Procedures New Rules v02r01 section II.F.

Connect the EUT to the spectrum analyzer and use the following settings:

For U-NII-1, U-NII-2A and U-NII-2C band:

Center Frequency	The center frequency of the channel under test
Detector	RMS
RBW	1 MHz
VBW	≥3 × RBW
Span	Encompass the entire emissions bandwidth (EBW) of the signal
Trace	Average
Sweep time	Auto

For U-NII-3:

Center Frequency	The center frequency of the channel under test
Detector	RMS
RBW	500 kHz
VBW	≥3 × RBW
Span	Encompass the entire emissions bandwidth (EBW) of the signal
Trace	Average
Sweep time	Auto

This report shall not be reproduced except in full, without the written approval of UL Verification Services (Guangzhou) Co., Ltd, Song Shan Lake Branch.

Allow trace to fully stabilize and use the peak search function on the instrument to find the peak of the spectrum and record its value.
Add 10 log (1/x), where x is the duty cycle, to the peak of the spectrum, the result is the Maximum PSD over 1 MHz / 500 kHz reference bandwidth.

TEST SETUP

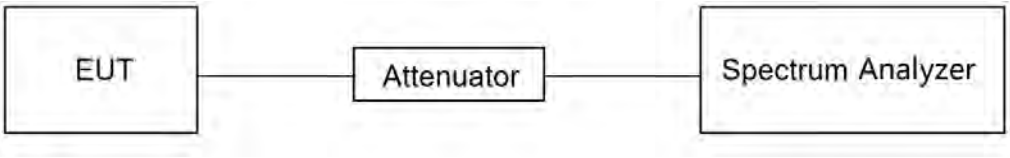

TEST ENVIRONMENT

Temperature	26.5℃	Relative Humidity	51.2%
Atmosphere Pressure	101kPa	Test Voltage	DC 3.8 V

TEST DATE / ENGINEER

Test Date	May 9, 2024	Test By	Johnson Liu

TEST RESULTS

Please refer to section "Test Data" - Appendix E

This report shall not be reproduced except in full, without the written approval of UL Verification Services (Guangzhou) Co., Ltd, Song Shan Lake Branch.

7.5. FREQUENCY STABILITY

LIMITS

The frequency of the carrier signal shall be maintained within band of operation.

TEST PROCEDURE

1. The EUT was placed inside an environmental chamber as the temperature in the chamber was varied between 0 °C ~ 35 °C (declared by customer).

2. The temperature was incremented by 10 °C intervals and the unit allowed to stabilize at each temperature before each measurement. The center frequency of the transmitting channel was evaluated at each temperature and the frequency deviation from the channel's center frequency was recorded.

3. The primary supply voltage is varied from 85 % to 115 % of the nominal value for non hand-carried battery and AC powered equipment. For hand-carried, battery-powered equipment, primary supply voltage is reduced to the battery operating end point which shall be specified by the manufacturer.

Connect the EUT to the spectrum analyzer and use the following settings:

Center Frequency	The center frequency of the channel under test
Detector	Peak
RBW	10 kHz
VBW	≥3 × RBW
Span	Encompass the entire emissions bandwidth (EBW) of the signal
Trace	Max hold
Sweep time	Auto

4. While maintaining a constant temperature inside the environmental chamber, turn the EUT on and record the operating frequency at startup, and at 2 minutes, 5minutes, and 10 minutes after the EUT is energized.

5. Allow the trace to stabilize, find the peak value of the power envelope and record the frequency, then calculated the frequency drift.

TEST ENVIRONMENT

	Normal Test Conditions	Extreme Test Conditions
Relative Humidity	20 % ~ 75 %	/
Atmospheric Pressure	100 kPa ~ 102 kPa	/
Temperature	T_N (Normal Temperature): 25.1 °C	T_L (Low Temperature): 0 °C
		T_H (High Temperature): 35 °C
Supply Voltage	V_N (Normal Voltage): DC 3.8 V	V_L (Low Voltage): DC 3.23 V
		V_H (High Voltage): DC 4.37 V

This report shall not be reproduced except in full, without the written approval of UL Verification Services (Guangzhou) Co., Ltd, Song Shan Lake Branch.

TEST SETUP

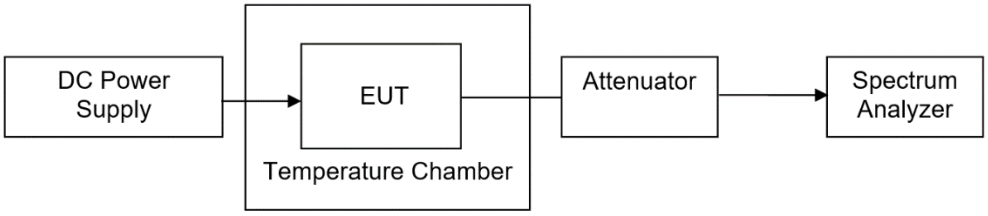

TEST ENVIRONMENT

Temperature	26.5℃	Relative Humidity	51.2%
Atmosphere Pressure	101kPa	Test Voltage	DC 3.8 V

TEST DATE / ENGINEER

Test Date	May 9, 2024	Test By	Johnson Liu

TEST RESULTS

Please refer to section "Test Data" - Appendix F

This report shall not be reproduced except in full, without the written approval of UL Verification Services (Guangzhou) Co., Ltd, Song Shan Lake Branch.

7.6. DYNAMIC FREQUENCY SELECTION (SLAVE)

LIMITS

(1) DFS Detection Thresholds

Table 3: DFS Detection Thresholds for Master Devices and Client Devices With Radar Detection

Maximum Transmit Power	Value (See Notes 1, 2, and 3)
EIRP ≥ 200 milliwatt	-64 dBm
EIRP < 200 milliwatt and power spectral density < 10 dBm/MHz	-62 dBm
EIRP < 200 milliwatt that do not meet the power spectral density requirement	-64 dBm
Note 1: This is the level at the input of the receiver assuming a 0 dBi receive antenna. Note 2: Throughout these test procedures an additional 1 dB has been added to the amplitude of the test transmission waveforms to account for variations in measurement equipment. This will ensure that the test signal is at or above the detection threshold level to trigger a DFS response. Note3: EIRP is based on the highest antenna gain. For MIMO devices refer to KDB Publication 662911 D01.	

(2) DFS Response Requirements

Table 4: DFS Response Requirement Values

Parameter	Value
Non-occupancy period	Minimum 30 minutes
Channel Availability Check Time	60 seconds
Channel Move Time	10 seconds See Note 1.
Channel Closing Transmission Time	200 milliseconds + an aggregate of 60 milliseconds over remaining 10 second period. See Notes 1 and 2.
U-NII Detection Bandwidth	Minimum 100% of the U-NII 99% transmission power bandwidth. See Note 3.
Note 1: Channel Move Time and the Channel Closing Transmission Time should be performed with Radar Type 0. The measurement timing begins at the end of the Radar Type 0 burst. Note 2: The Channel Closing Transmission Time is comprised of 200 milliseconds starting at the beginning of the Channel Move Time plus any additional intermittent control signals required facilitating a Channel move (an aggregate of 60 milliseconds) during the remainder of the 10 second period. The aggregate duration of control signals will not count quiet periods in between transmissions. Note 3: During the U-NII Detection Bandwidth detection test, radar type 0 should be used. For each frequency step the minimum percentage of detection is 90 percent. Measurements are performed with no data traffic.	

This report shall not be reproduced except in full, without the written approval of UL Verification Services (Guangzhou) Co., Ltd, Song Shan Lake Branch.

APPLICABILITY OF DFS REQUIREMENTS

A U-NII network will employ a DFS function to detect signals from radar systems and to avoid co-channel operation with these systems. This applies to the 5250-5350 MHz and/or 5470-5725 MHz bands.
Within the context of the operation of the DFS function, a U-NII device will operate in either Master Mode or Client Mode. U-NII devices operating in Client Mode can only operate in a network controlled by a U-NII device operating in Master Mode.

Table 1: Applicability of DFS Requirements Prior to Use of a Channel

Requirement	Operational Mode		
	☐ Master	☒ Client Without Radar Detection	☐ Client With Radar Detection
Non-Occupancy Period	Yes	Not required	Yes
DFS Detection Threshold	Yes	Not required	Yes
Channel Availability Check Time	Yes	Not required	Not required
U-NII Detection Bandwidth	Yes	Not required	Yes

Table 2: Applicability of DFS requirements during normal operation

Requirement	Operational Mode	
	☐ Master Device or Client with Radar Detection	☒ Client Without Radar Detection
DFS Detection Threshold	Yes	Not required
Channel Closing Transmission Time	Yes	Yes
Channel Move Time	Yes	Yes
U-NII Detection Bandwidth	Yes	Not required

Additional requirements for devices with multiple bandwidth modes	☐ Master Device or Client with Radar Detection	☒ Client Without Radar Detection
U-NII Detection Bandwidth and Statistical Performance Check	All BW modes must be tested	Not required
Channel Move Time and Channel Closing Transmission Time	Test using widest BW mode available	Test using the widest BW mode available for the link
All other tests	Any single BW mode	Not required
Note: Frequencies selected for statistical performance check should include several frequencies within the radar detection bandwidth and frequencies near the edge of the radar detection bandwidth. For 802.11 devices it is suggested to select frequencies in each of the bonded 20 MHz channels and the channel center frequency.		

This report shall not be reproduced except in full, without the written approval of UL Verification Services (Guangzhou) Co., Ltd, Song Shan Lake Branch.

PARAMETERS OF RADAR TEST WAVEFORMS

This section provides the parameters for required test waveforms, minimum percentage of successful detections, and the minimum number of trials that must be used for determining DFS conformance. Step intervals of 0.1 microsecond for Pulse Width, 1 microsecond for PRI, 1 MHz for chirp width and 1 for the number of pulses will be utilized for the random determination of specific test waveforms.

Table 5 Short Pulse Radar Test Waveforms

Radar Type	Pulse Width (μsec)	PRI (μsec)	Number of Pulses	Minimum Percentage of Successful Detection	Minimum Number of Trials
0	1	1428	18	See Note 1	See Note 1
1	1	Test A	$\text{Roundup}\left\{\left(\frac{1}{360}\right), \left(\frac{19\cdot 10^6}{\text{PRI}_{\mu sec}}\right)\right\}$	60%	30
		Test B			
2	1-5	150-230	23-29	60%	30
3	6-10	200-500	16-18	60%	30
4	11-20	200-500	12-16	60%	30
Aggregate (Radar Types 1-4)				80%	120

Note 1: Short Pulse Radar Type 0 should be used for the detection bandwidth test, channel move time, and channel closing time tests.
Test A: 15 unique PRI values randomly selected from the list of 23 PRI values in Table 5a
Test B: 15 unique PRI values randomly selected within the range of 518-3066 μsec, with a minimum increment of 1 μsec, excluding PRI values selected in Test A

A minimum of 30 unique waveforms are required for each of the Short Pulse Radar Types 2 through 4. If more than 30 waveforms are used for Short Pulse Radar Types 2 through 4, then each additional waveform must also be unique and not repeated from the previous waveforms. If more than 30 waveforms are used for Short Pulse Radar Type 1, then each additional waveform is generated with Test B and must also be unique and not repeated from the previous waveforms in Tests A or B. Test aggregate is average of the percentage of successful detections of short pulse radar types 1-4.

TEST SETUP

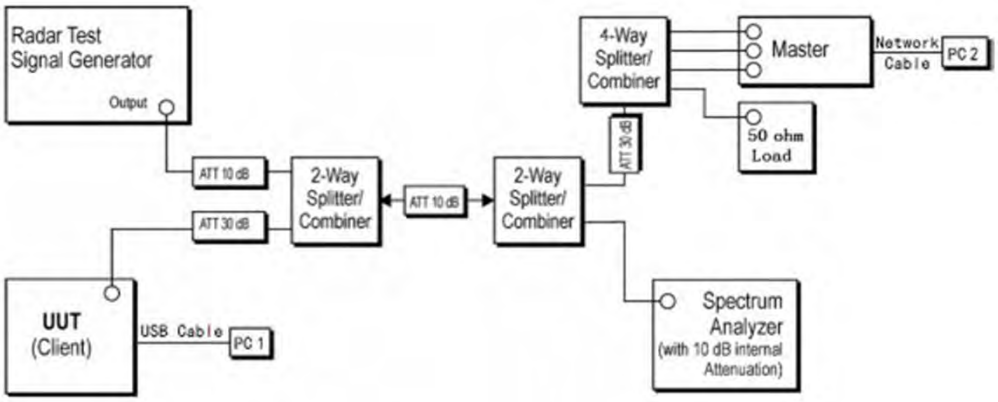

TEST ENVIRONMENT

Temperature	26.5℃	Relative Humidity	51.2%

This report shall not be reproduced except in full, without the written approval of UL Verification Services (Guangzhou) Co., Ltd, Song Shan Lake Branch.

Atmosphere Pressure	101kPa	Test Voltage	DC 3.8 V

TEST DATE / ENGINEER

Test Date	May 9, 2024	Test By	Johnson Liu

TEST RESULTS

Please refer to section "Test Data" - Appendix H

This report shall not be reproduced except in full, without the written approval of UL Verification Services (Guangzhou) Co., Ltd, Song Shan Lake Branch.

8. RADIATED TEST RESULTS

LIMITS

Refer to CFR 47 FCC §15.205, §15.209 and §15.407 (b).

Radiation Disturbance Test Limit for FCC (Class B) (9 kHz ~ 1 GHz)

Emissions radiated outside of the specified frequency bands above 30 MHz			
Frequency Range (MHz)	Field Strength Limit (uV/m) at 3 m	Field Strength Limit (dBuV/m) at 3 m	
		Quasi-Peak	
30 - 88	100	40	
88 - 216	150	43.5	
216 - 960	200	46	
Above 960	500	54	
Above 1000	500	Peak	Average
		74	54

FCC Emissions radiated outside of the specified frequency bands below 30 MHz		
Frequency (MHz)	Field strength (microvolts/meter)	Measurement distance (meters)
0.009-0.490	2400/F(kHz)	300
0.490-1.705	24000/F(kHz)	30
1.705-30.0	30	30

This report shall not be reproduced except in full, without the written approval of UL Verification Services (Guangzhou) Co., Ltd, Song Shan Lake Branch.

FCC Restricted bands of operation refer to FCC §15.205 (a):

MHz	MHz	MHz	GHz
0.090-0.110	16.42-16.423	399.9-410	4.5-5.15
[1]0.495-0.505	16.69475-16.69525	608-614	5.35-5.46
2.1735-2.1905	16.80425-16.80475	960-1240	7.25-7.75
4.125-4.128	25.5-25.67	1300-1427	8.025-8.5
4.17725-4.17775	37.5-38.25	1435-1626.5	9.0-9.2
4.20725-4.20775	73-74.6	1645.5-1646.5	9.3-9.5
6.215-6.218	74.8-75.2	1660-1710	10.6-12.7
6.26775-6.26825	108-121.94	1718.8-1722.2	13.25-13.4
6.31175-6.31225	123-138	2200-2300	14.47-14.5
8.291-8.294	149.9-150.05	2310-2390	15.35-16.2
8.362-8.366	156.52475-156.52525	2483.5-2500	17.7-21.4
8.37625-8.38675	156.7-156.9	2690-2900	22.01-23.12
8.41425-8.41475	162.0125-167.17	3260-3267	23.6-24.0
12.29-12.293	167.72-173.2	3332-3339	31.2-31.8
12.51975-12.52025	240-285	3345.8-3358	36.43-36.5
12.57675-12.57725	322-335.4	3600-4400	([2])
13.36-13.41			

Note: [1]Until February 1, 1999, this restricted band shall be 0.490-0.510 MHz.
[2]Above 38.6c

Limits of unwanted/undesirable emission out of the restricted bands refer to CFR 47 FCC §15.407 (b)

LIMITS OF RADIATED EMISSION MEASUREMENT (Above 1GHz)		
Frequency Range (MHz)	EIRP Limit	Field Strength Limit (dBuV/m) at 3 m
5150~5250 MHz	PK: -27 (dBm/MHz)	PK:68.2(dBμV/m)
5250~5350 MHz		
5470~5725 MHz		
5725~5850 MHz	PK: -27 (dBm/MHz) *1 PK: 10 (dBm/MHz) *2 PK: 15.6 (dBm/MHz) *3 PK: 27 (dBm/MHz) *4	PK: 68.2(dBμV/m) *1 PK: 105.2 (dBμV/m) *2 PK: 110.8(dBμV/m) *3 PK: 122.2 (dBμV/m) *4
Note: *1 beyond 75 MHz or more above of the band edge. *2 below the band edge increasing linearly to 10 dBm/MHz at 25 MHz above. *3 below the band edge increasing linearly to a level of 15.6 dBm/MHz at 5 MHz above. *4 from 5 MHz above or below the band edge increasing linearly to a level of 27 dBm/MHz at the band edge.		

TEST PROCEDURE

Below 30 MHz

The setting of the spectrum analyzer

RBW	200 Hz (From 9 kHz to 0.15 MHz)/ 9 kHz (From 0.15 MHz to 30 MHz)
VBW	200 Hz (From 9 kHz to 0.15 MHz)/ 9 kHz (From 0.15 MHz to 30 MHz)
Sweep	Auto

This report shall not be reproduced except in full, without the written approval of UL Verification Services (Guangzhou) Co., Ltd, Song Shan Lake Branch.

1. The testing follows the guidelines in ANSI C63.10-2013 clause 6.4.

2. The EUT was arranged to its worst case and then turntable (from 0 degree to 360 degrees) to find the maximum reading. A pre-amp and a high pass filter are used for the test in order to get better signal level. Both Horizontal, Face-on and Face-off polarizations of the antenna are set to make the measurement.

3. The EUT was placed on a turntable with 80 cm above ground.

4. The EUT was set 3 meters from the interference receiving antenna, which was mounted on the top of a 1 m height antenna tower.

5. The radiated emission limits are based on measurements employing a CISPR quasi-peak detector except for the frequency bands 9-90 kHz, 110-490 kHz and above 1000 MHz Radiated emission limits in these three bands are based on measurements employing an average detector.

6. For measurement below 1 GHz, the initial step in collecting conducted emission data is a spectrum analyzer peak detector mode pre-scanning the measurement frequency range. Significant peaks are then marked and then Quasi Peak and average detector mode re-measured. If the emission level of the EUT measured by the peak detector is 3 dB lower than the applicable limit, the peak emission level will be reported. Otherwise, the emission measurement will be repeated using the quasi-peak and average detector and reported.

7. Although these tests were performed other than open field site, adequate comparison measurements were confirmed against 30m open field site. Therefore sufficient tests were made to demonstrate that the alternative site produces results that correlate with the ones of tests made in an open field site based on KDB 414788.

8. The limits in CFR 47, Part 15, Subpart C, paragraph 15.209 (a), are identical to those in RSS-GEN Section 8.9, Table 6, since the measurements are performed in terms of magnetic field strength and converted to electric field strength levels (as reported in the table) using the free space impedance of 377Ω. For example, the measurement frequency X kHz resulted in a level of Y dBuV/m, which is equivalent to Y-51.5 = Z dBuA/m, which has the same margin, W dB, to the corresponding RSS-GEN Table 6 limit as it has to be 15.209(a) limit.

This report shall not be reproduced except in full, without the written approval of UL Verification Services (Guangzhou) Co., Ltd, Song Shan Lake Branch.

Below 1 GHz and above 30 MHz

The setting of the spectrum analyzer

RBW	120 kHz
VBW	300 kHz
Sweep	Auto
Detector	Peak/QP
Trace	Max hold

1. The testing follows the guidelines in ANSI C63.10-2013 clause 6.5.

2. The EUT was arranged to its worst case and then tune the antenna tower (from 1 m to 4 m) and turntable (from 0 degree to 360 degrees) to find the maximum reading. A pre-amp and a high pass filter are used for the test in order to get better signal level. Both horizontal and vertical polarizations of the antenna are set to make the measurement.

3. The EUT was placed on a turntable with 80 cm above ground.

4. The EUT was set 3 meters from the interference receiving antenna, which was mounted on the top of a variable height antenna tower.

5. For measurement below 1 GHz, the initial step in collecting conducted emission data is a spectrum analyzer peak detector mode pre-scanning the measurement frequency range. Significant peaks are then marked and then Quasi Peak detector mode re-measured. If the emission level of the EUT measured by the peak detector is 3 dB lower than the applicable limit, the peak emission level will be reported. Otherwise, the emission measurement will be repeated using the quasi-peak detector and reported.

This report shall not be reproduced except in full, without the written approval of UL Verification Services (Guangzhou) Co., Ltd, Song Shan Lake Branch.

Above 1 GHz

The setting of the spectrum analyzer

RBW	1 MHz
VBW	PEAK: 3 MHz AVG: see note 6
Sweep	Auto
Detector	Peak
Trace	Max hold

1. The testing follows the guidelines in KDB 789033 D02 General U-NII Test Procedures New Rules v02r01 section II.G.3 ~ II.G.6.

2. The EUT was arranged to its worst case and then tune the antenna tower (from 1 m to 4 m) and turntable (from 0 degree to 360 degrees) to find the maximum reading. A pre-amp and a high pass filter are used for the test in order to get better signal level. Both horizontal and vertical polarizations of the antenna are set to make the measurement.

3. The EUT was placed on a turntable with 1.5 m above ground.

4. The EUT was set 3 meters from the interference receiving antenna, which was mounted on the top of a variable height antenna tower.

5. For measurement above 1 GHz, the emission measurement will be measured by the peak detector. This peak level, once corrected, must comply with the limit specified in Section 15.209.

6. For measurements above 1 GHz the resolution bandwidth is set to 1 MHz, then the video bandwidth is set to 3 MHz for peak measurements and 1 MHz resolution bandwidth with 1/T video bandwidth with peak detector for average measurements. For the Duty Cycle please refer to clause 7.1. ON TIME AND DUTY CYCLE.

X axis, Y axis, Z axis positions:

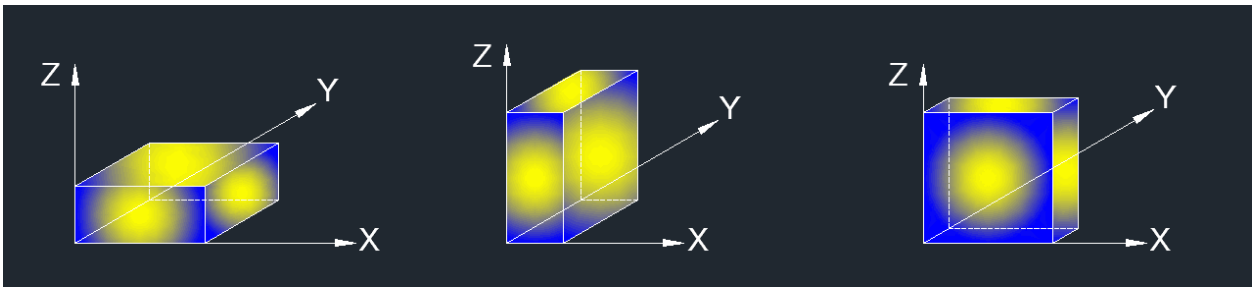

Note 1: For all radiated test, EUT in each of three orthogonal axis emissions had been tested, but only the worst case (X axis) data recorded in the report.

Note 2: The EUT was fully exercised with external accessories during the test. In the case of multiple accessory external ports, an external accessory shall be connected to one of each type of port.

This report shall not be reproduced except in full, without the written approval of UL Verification Services (Guangzhou) Co., Ltd, Song Shan Lake Branch.

For Restricted Bandedge:
Note:
1. Measurement = Reading Level + Correct Factor.
2. If the peak values are less than the average limit of 54 dBuV/m, the average result is deemed to comply with average limit.
3. PK=Peak: Peak detector.
4. AV=Average: VBW=1/Ton, where: Ton is the transmitting duration.
5. For the transmitting duration, please refer to clause 7.1.
6. Only the worst data was recorded, if it complies with the limit, the other emissions deemed to comply with the limit.
7. Both horizontal and vertical have been tested, only the worst data was recorded in the report.
8. All modes have been tested, but only the worst data was recorded in the report.

For Radiate Spurious emission (9 kHz ~ 30 MHz):
Note:
1. Measurement = Reading Level + Correct Factor.
2. If the peak values are less than the QP limit, the QP result is deemed to comply with QP limit.
3. All 3 polarizations (Horizontal, Face-on and Face-off) of the loop antenna had been tested, but only the worst data recorded in the report.
4. All modes have been tested, but only the worst data was recorded in the report.
5. dBuA/m= dBuV/m- 20Log10[120π] = dBuV/m- 51.5

For Radiate Spurious Emission (30 MHz ~ 1 GHz):
Note:
1. Result Level = Read Level + Correct Factor.
2. If the peak values are less than the QP limit, the QP result is deemed to comply with QP limit.
3. All modes have been tested, but only the worst data was recorded in the report.

For Radiate Spurious Emission (1 GHz ~ 7 GHz):
1. Measurement = Reading Level + Correct Factor.
2. If the peak values are less than the average limit of 54 dBuV/m, the average result is deemed to comply with average limit.
3. Peak: Peak detector.
4. AVG: VBW=1/Ton, where: Ton is the transmitting duration.
5. For the transmitting duration, please refer to clause 7.1.
6. Filter losses were only considered in the spurious frequency bands and the authorized band was not corrected for Band reject filter losses.
7. Proper operation of the transmitter prior to adding the filter to the measurement chain.
8. Since non-restricted band peak emissions are less than the average limit, they also comply with the -27 dBm/MHz (68.2 dBuV/m) limit.
9. All modes have been tested, but only the worst data was recorded in the report.

This report shall not be reproduced except in full, without the written approval of UL Verification Services (Guangzhou) Co., Ltd, Song Shan Lake Branch.

For Radiate Spurious Emission (7 GHz ~ 18 GHz):
Note:
1. Peak Result = Reading Level + Correct Factor.
2. If the peak values are less than the average limit of 54 dBuV/m, the average result is deemed to comply with average limit.
3. Peak: Peak detector.
4. AVG: VBW=1/Ton, where: Ton is the transmitting duration.
5. For the transmitting duration, please refer to clause 7.1.
6. Filter losses were only considered in the spurious frequency bands and the authorized band was not corrected for High Pass Filter losses.
7. Proper operation of the transmitter prior to adding the filter to the measurement chain.
8. Since non-restricted band peak emissions are less than the average limit, they also comply with the -27 dBm/MHz (68.2 dBuV/m) limit.
9. All modes have been tested, but only the worst data was recorded in the report.

For Radiate Spurious emission (18 GHz ~ 26 GHz):
Note:
1. Measurement = Reading Level + Correct Factor.
2. If the peak values are less than the average limit of 54 dBuV/m, the average result is deemed to comply with average limit.
3. Peak: Peak detector.
4. All modes have been tested, but only the worst data was recorded in the report.

For Radiate Spurious emission (26 GHz ~ 40 GHz):
Note:
1. Measurement = Reading Level + Correct Factor.
2. If the peak values are less than the average limit of 54 dBuV/m, the average result is deemed to comply with average limit.
3. Peak: Peak detector.
4. All modes have been tested, but only the worst data was recorded in the report.

TEST SETUP

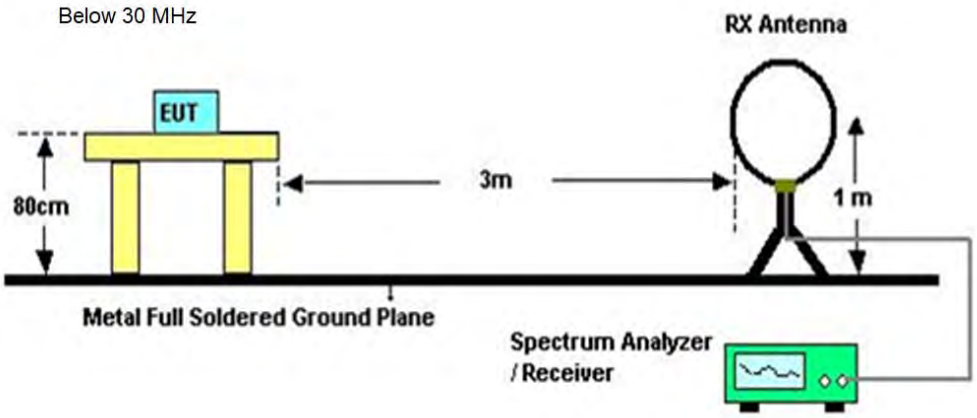

This report shall not be reproduced except in full, without the written approval of UL Verification Services (Guangzhou) Co., Ltd, Song Shan Lake Branch.

Below 1 GHz and above 30 MHz

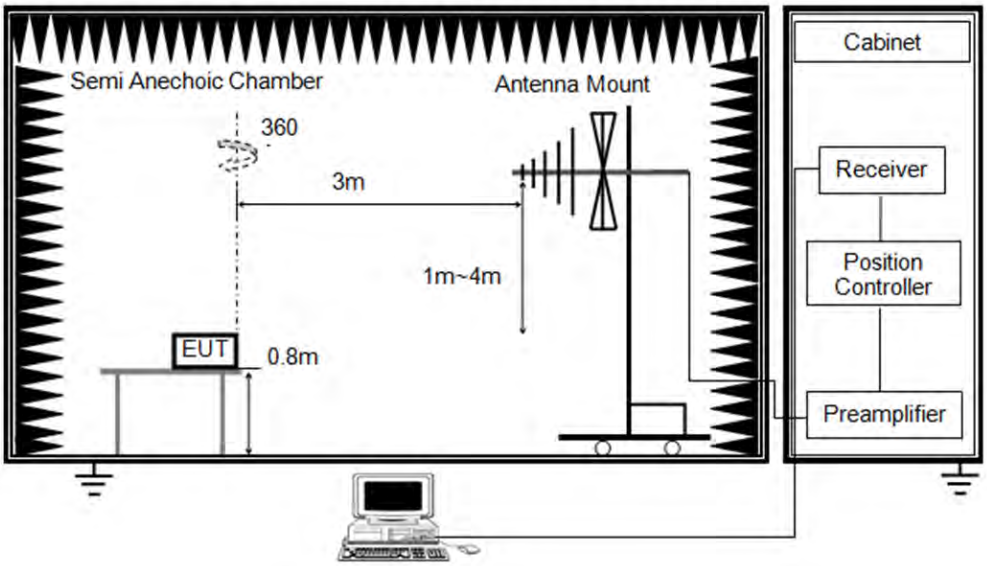

Above 1 GHz

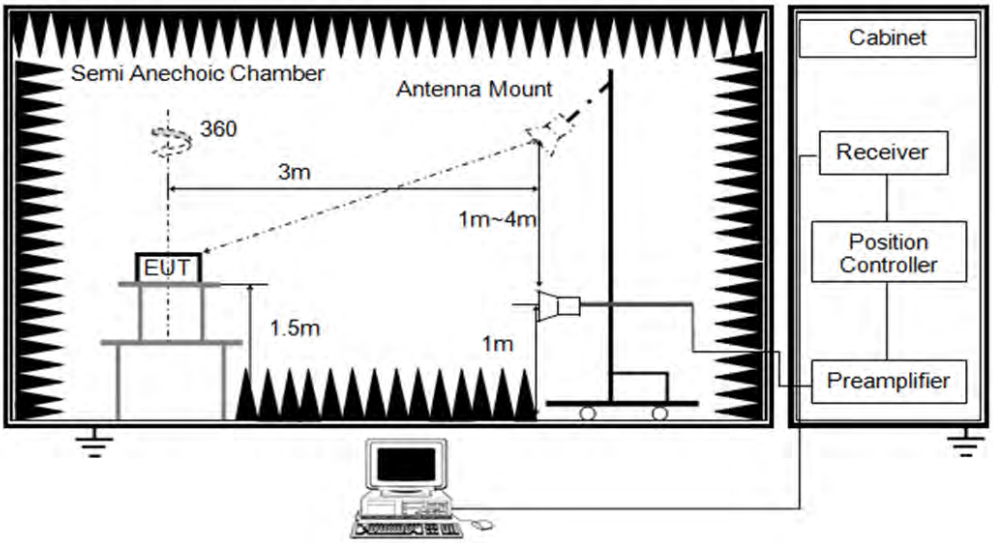

TEST ENVIRONMENT

Temperature	24℃	Relative Humidity	56%
Atmosphere Pressure	101kPa	Test Voltage	

TEST DATE / ENGINEER

Test Date	May 23, 2024	Test By	James Qin

TEST RESULTS

This report shall not be reproduced except in full, without the written approval of UL Verification Services (Guangzhou) Co., Ltd, Song Shan Lake Branch.

8.1. RESTRICTED BANDEDGE

Test Mode:	802.11a 20 PK	Frequency(MHz):	5180
Polarity:	Horizontal	Test Voltage:	AC 120V_60Hz

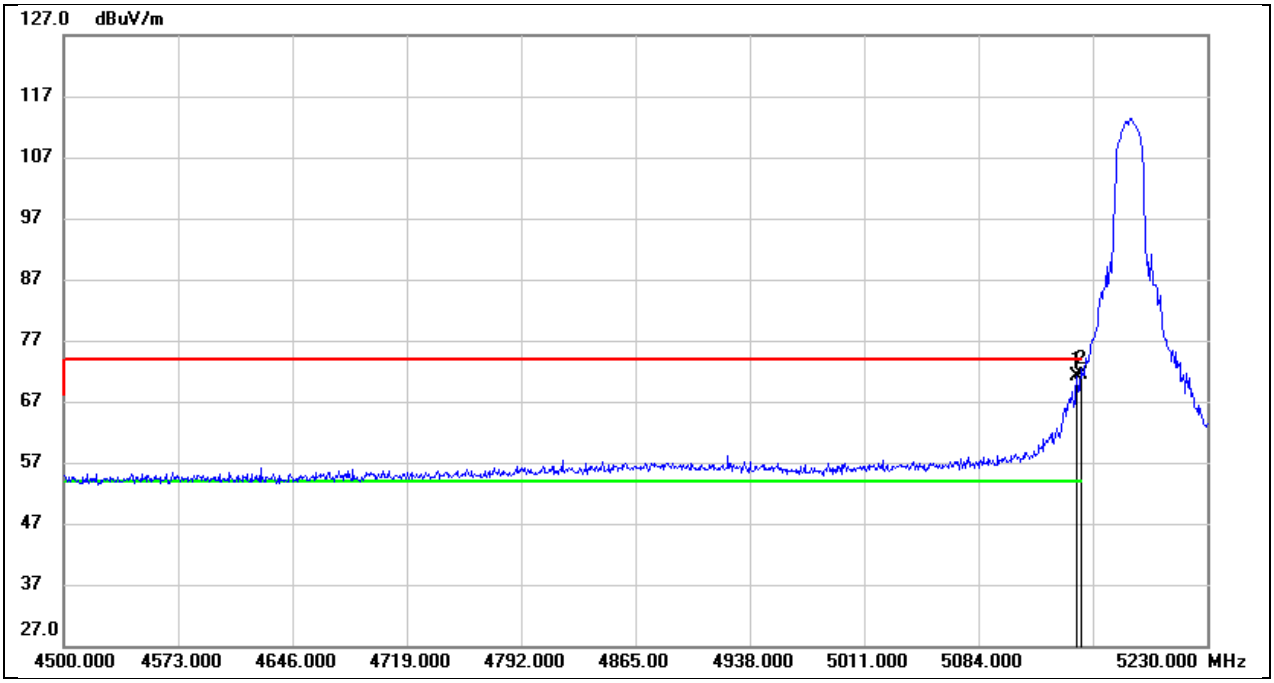

No.	Frequency (MHz)	Reading (dBuV)	Correct (dB/m)	Result (dBuV/m)	Limit (dBuV/m)	Margin (dB)	Remark
1	5146.780	30.84	40.20	71.04	74.00	-2.96	peak
2	5150.000	31.28	40.21	71.49	74.00	-2.51	peak

This report shall not be reproduced except in full, without the written approval of UL Verification Services (Guangzhou) Co., Ltd, Song Shan Lake Branch.

Test Mode:	802.11a 20 AV	Frequency(MHz):	5180
Polarity:	Horizontal	Test Voltage:	AC 120V_60Hz

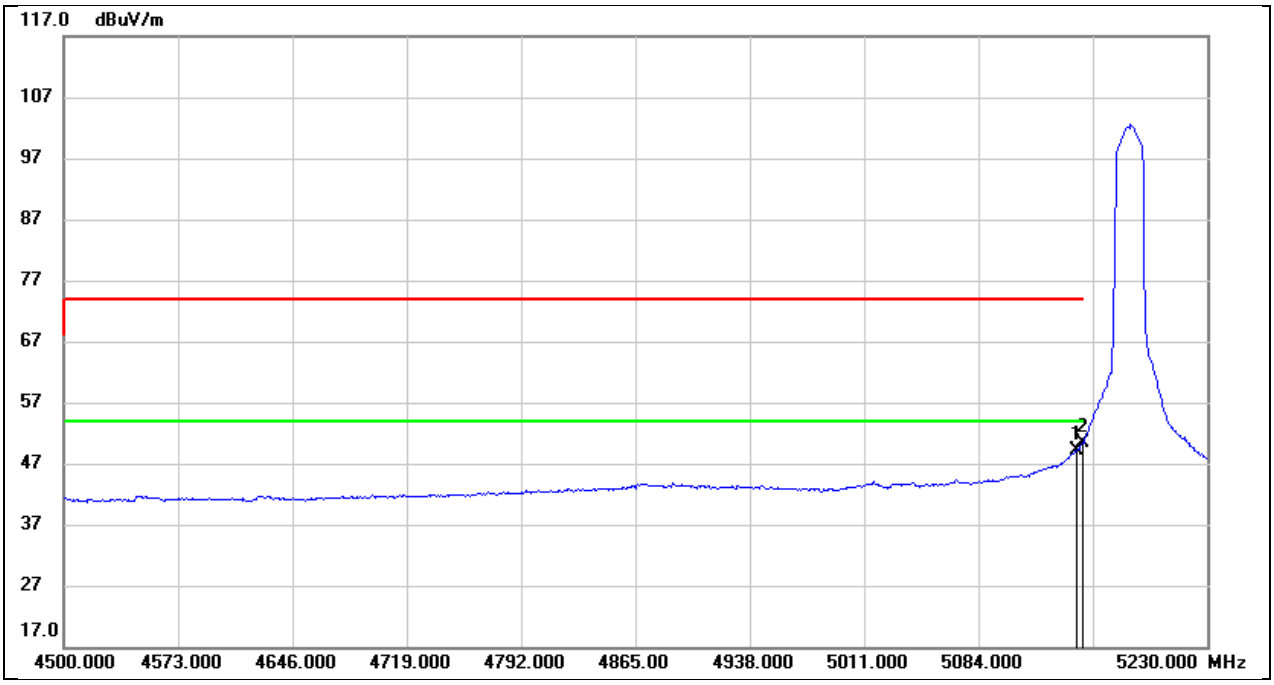

No.	Frequency (MHz)	Reading (dBuV)	Correct (dB/m)	Result (dBuV/m)	Limit (dBuV/m)	Margin (dB)	Remark
1	5146.780	8.86	40.20	49.06	54.00	-4.94	AVG
2	5150.000	10.17	40.21	50.38	54.00	-3.62	AVG

This report shall not be reproduced except in full, without the written approval of UL Verification Services (Guangzhou) Co., Ltd, Song Shan Lake Branch.

Test Mode:	802.11a 20 PK	Frequency(MHz):	5240
Polarity:	Horizontal	Test Voltage:	AC 120V_60Hz

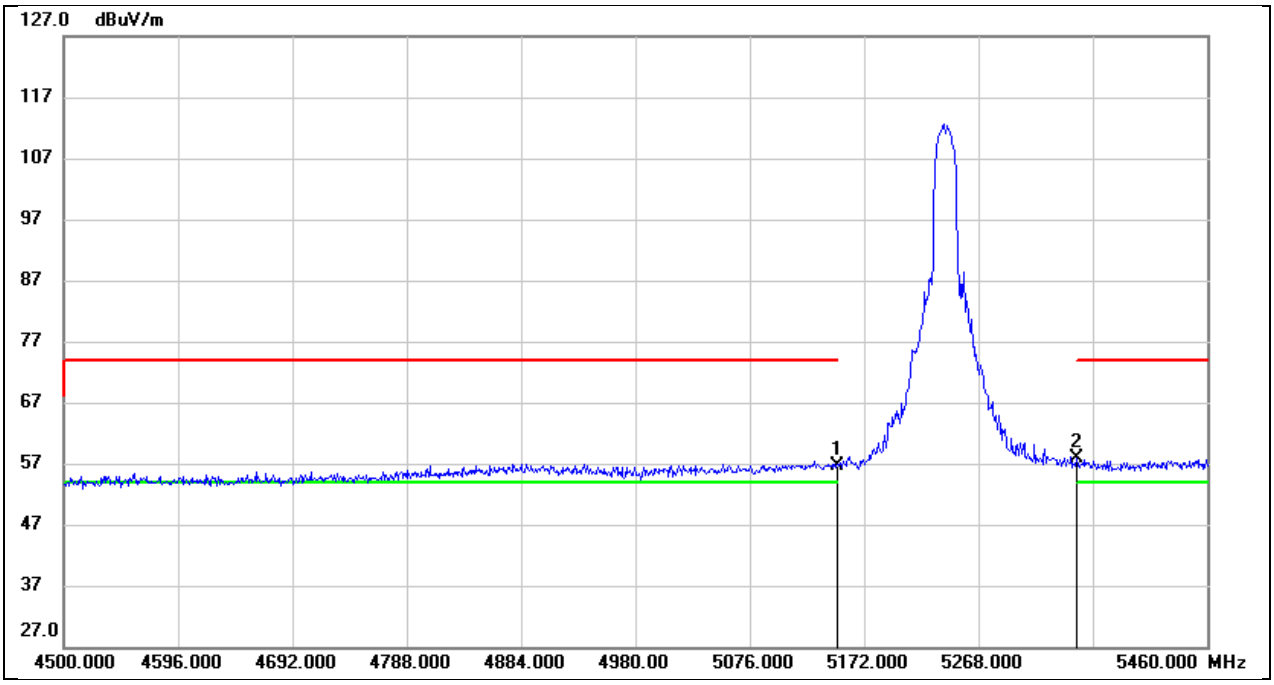

No.	Frequency (MHz)	Reading (dBuV)	Correct (dB/m)	Result (dBuV/m)	Limit (dBuV/m)	Margin (dB)	Remark
1	5150.000	16.44	40.21	56.65	74.00	-17.35	peak
2	5350.000	17.33	40.46	57.79	74.00	-16.21	peak

This report shall not be reproduced except in full, without the written approval of UL Verification Services (Guangzhou) Co., Ltd, Song Shan Lake Branch.

Test Mode:	802.11a 20 AV	Frequency(MHz):	5240
Polarity:	Horizontal	Test Voltage:	AC 120V_60Hz

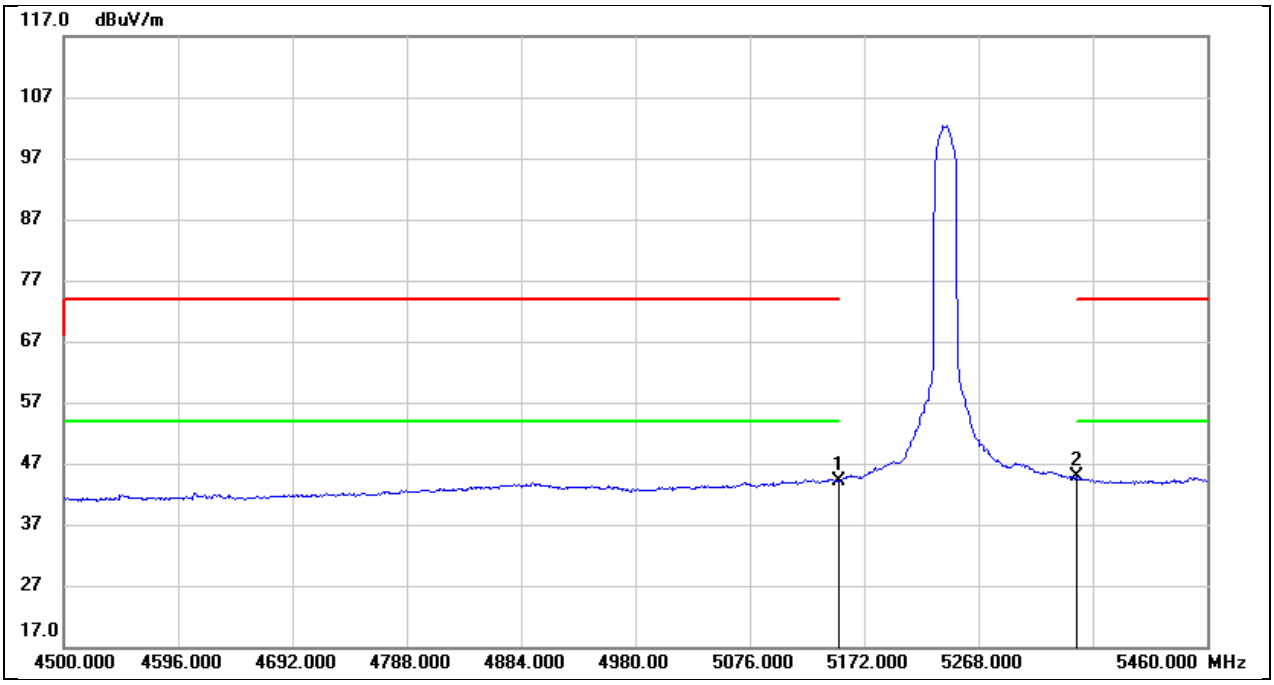

No.	Frequency (MHz)	Reading (dBuV)	Correct (dB/m)	Result (dBuV/m)	Limit (dBuV/m)	Margin (dB)	Remark
1	5150.000	4.04	40.21	44.25	54.00	-9.75	AVG
2	5350.000	4.34	40.46	44.80	54.00	-9.20	AVG

This report shall not be reproduced except in full, without the written approval of UL Verification Services (Guangzhou) Co., Ltd, Song Shan Lake Branch.

Test Mode:	802.11a 20 PK	Frequency(MHz):	5260
Polarity:	Horizontal	Test Voltage:	AC 120V_60Hz

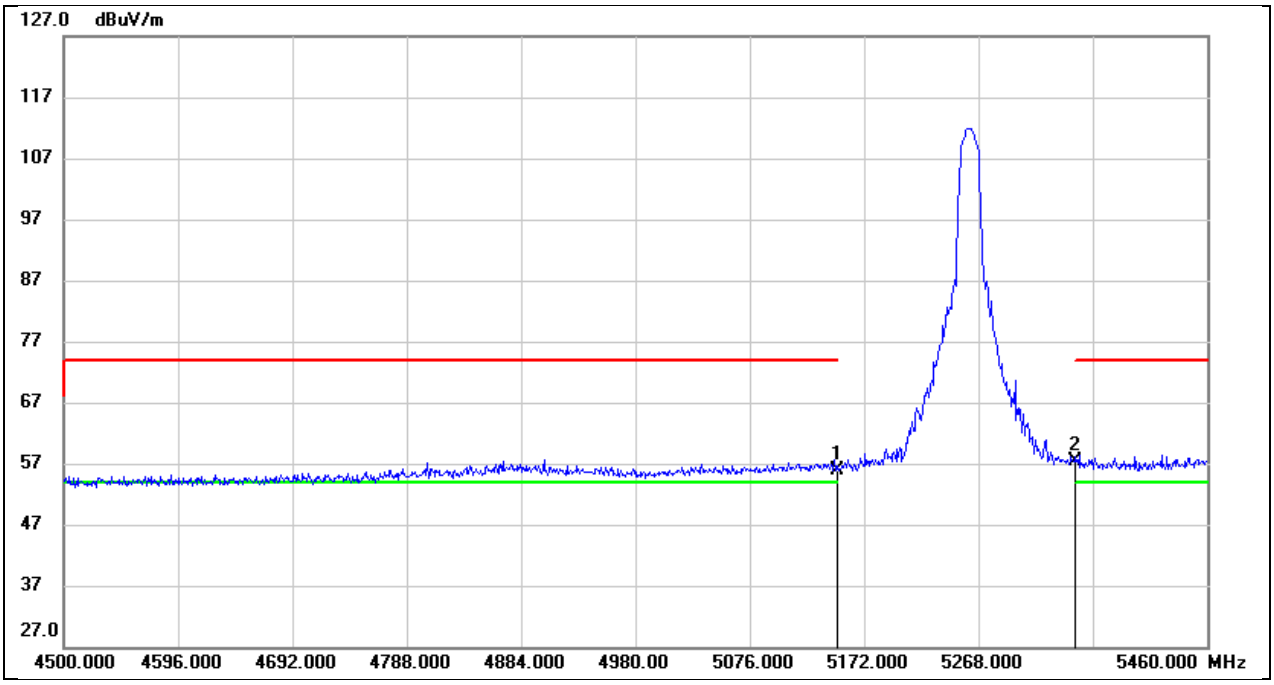

No.	Frequency (MHz)	Reading (dBuV)	Correct (dB/m)	Result (dBuV/m)	Limit (dBuV/m)	Margin (dB)	Remark
1	5150.000	15.58	40.21	55.79	74.00	-18.21	peak
2	5350.000	16.83	40.46	57.29	74.00	-16.71	peak

This report shall not be reproduced except in full, without the written approval of UL Verification Services (Guangzhou) Co., Ltd, Song Shan Lake Branch.

Test Mode:	802.11a 20 AV	Frequency(MHz):	5260
Polarity:	Horizontal	Test Voltage:	AC 120V_60Hz

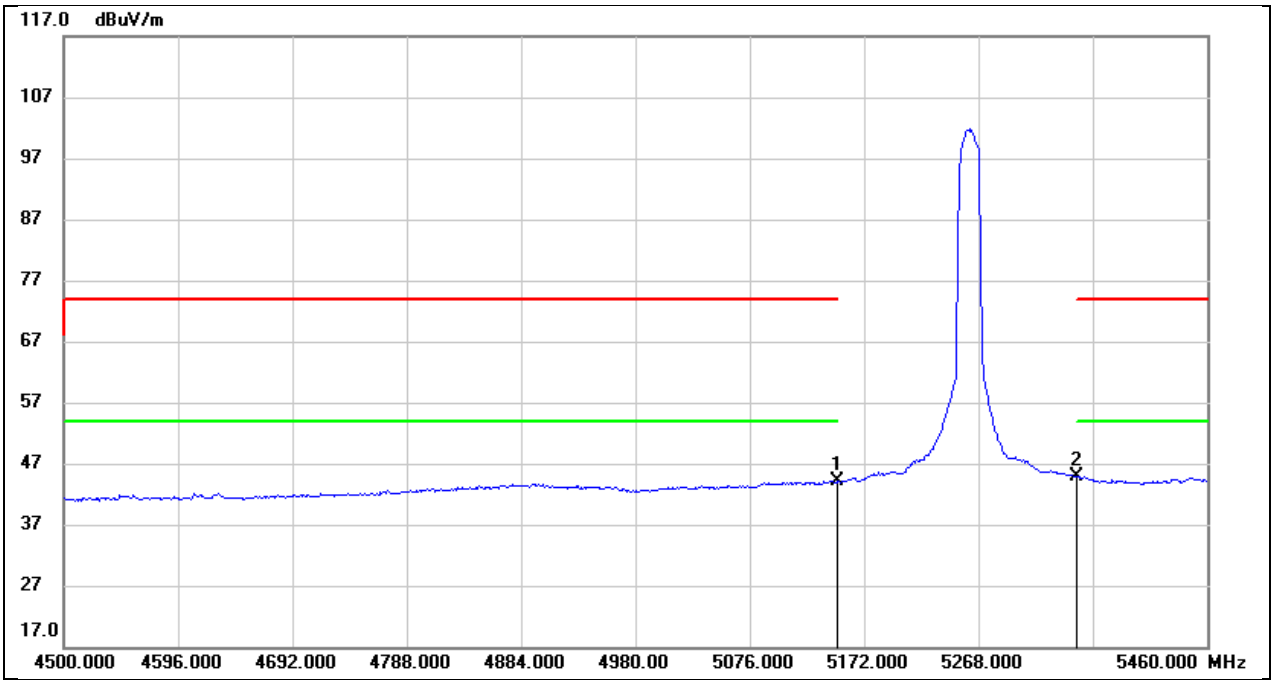

No.	Frequency (MHz)	Reading (dBuV)	Correct (dB/m)	Result (dBuV/m)	Limit (dBuV/m)	Margin (dB)	Remark
1	5150.000	3.91	40.21	44.12	54.00	-9.88	AVG
2	5350.000	4.49	40.46	44.95	54.00	-9.05	AVG

This report shall not be reproduced except in full, without the written approval of UL Verification Services (Guangzhou) Co., Ltd, Song Shan Lake Branch.

Test Mode:	802.11a 20 PK	Frequency(MHz):	5320
Polarity:	Horizontal	Test Voltage:	AC 120V_60Hz

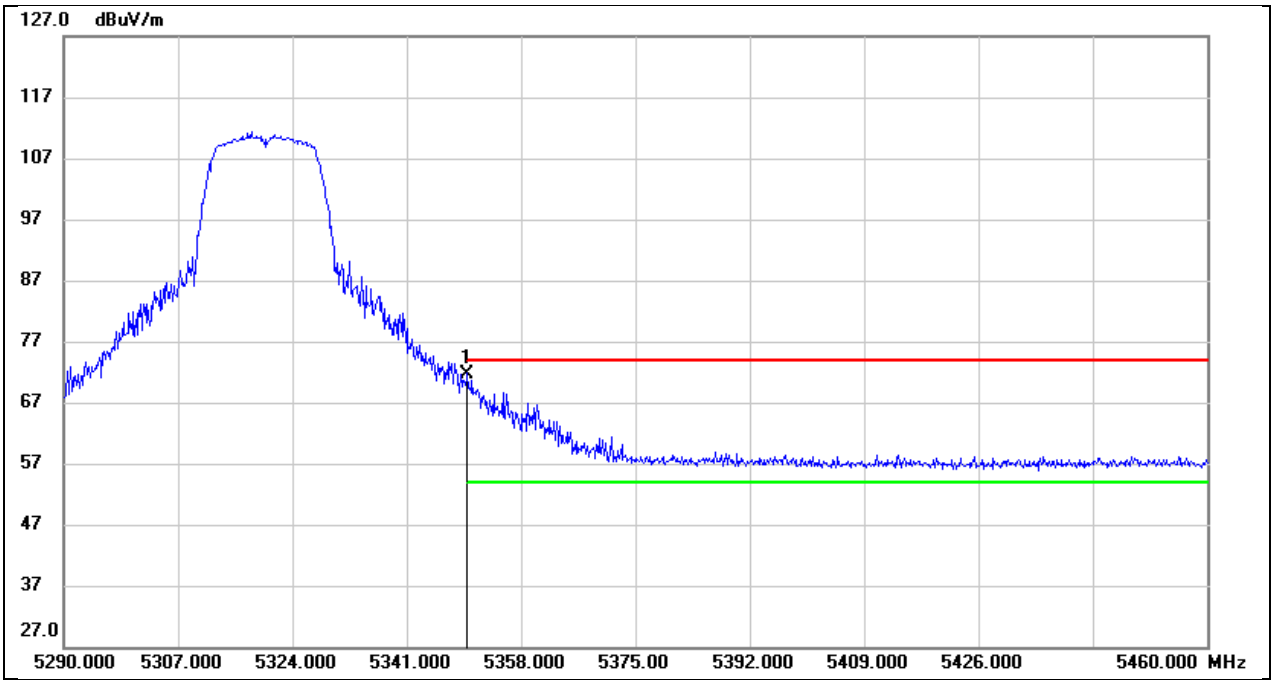

No.	Frequency (MHz)	Reading (dBuV)	Correct (dB/m)	Result (dBuV/m)	Limit (dBuV/m)	Margin (dB)	Remark
1	5350.000	31.29	40.46	71.75	74.00	-2.25	peak

This report shall not be reproduced except in full, without the written approval of UL Verification Services (Guangzhou) Co., Ltd, Song Shan Lake Branch.

Test Mode:	802.11a 20 AV	Frequency(MHz):	5320
Polarity:	Horizontal	Test Voltage:	AC 120V_60Hz

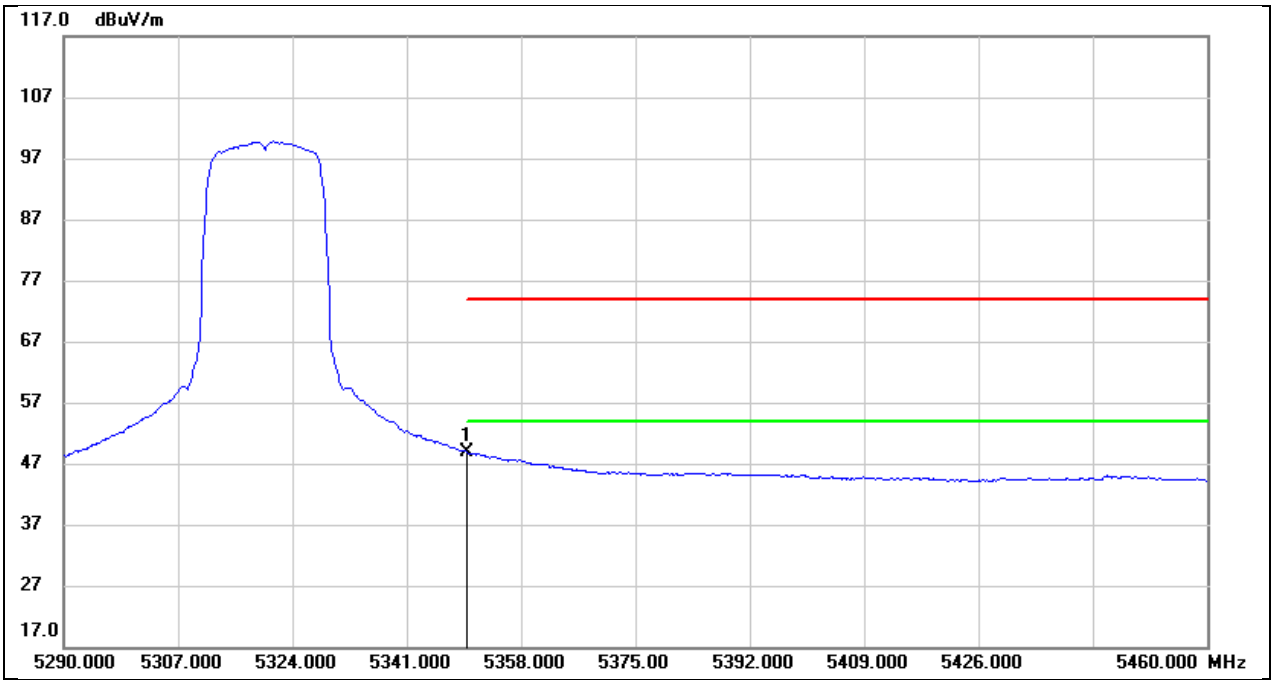

No.	Frequency (MHz)	Reading (dBuV)	Correct (dB/m)	Result (dBuV/m)	Limit (dBuV/m)	Margin (dB)	Remark
1	5350.000	8.34	40.46	48.80	54.00	-5.20	AVG

This report shall not be reproduced except in full, without the written approval of UL Verification Services (Guangzhou) Co., Ltd, Song Shan Lake Branch.

Test Mode:	802.11a 20 PK	Frequency(MHz):	5500
Polarity:	Horizontal	Test Voltage:	AC 120V_60Hz

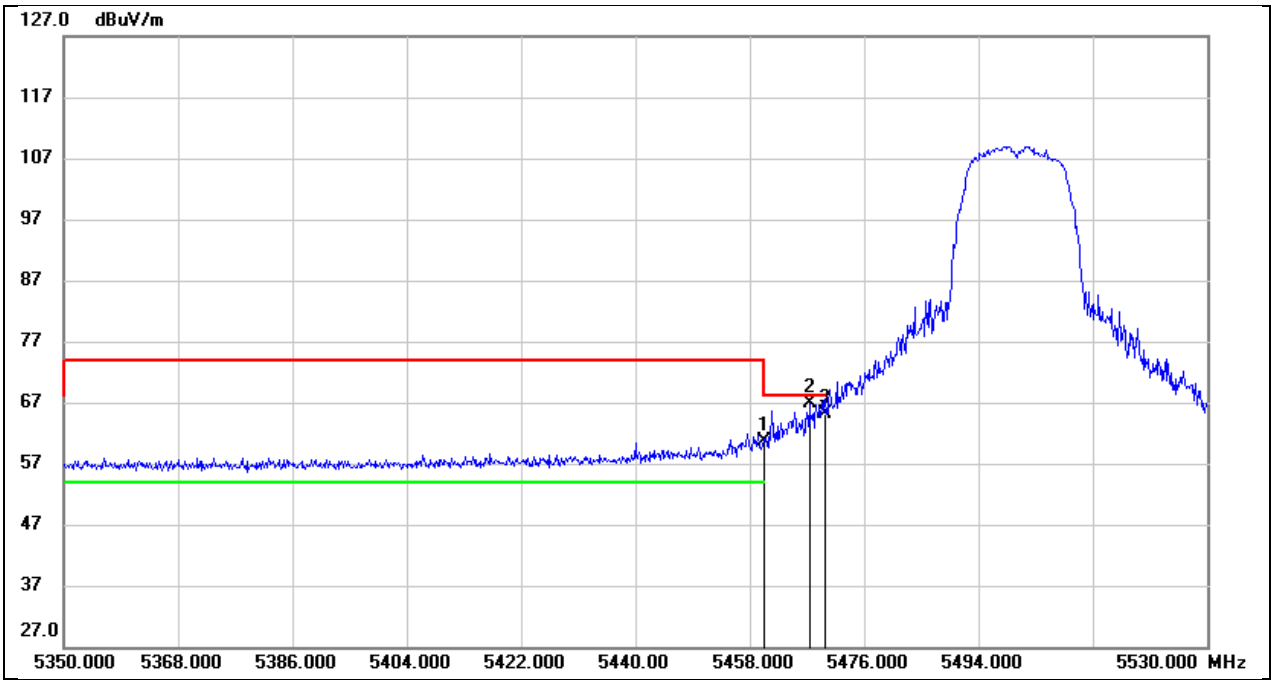

No.	Frequency (MHz)	Reading (dBuV)	Correct (dB/m)	Result (dBuV/m)	Limit (dBuV/m)	Margin (dB)	Remark
1	5460.000	19.74	40.79	60.53	68.20	-7.67	peak
2	5467.360	26.16	40.82	66.98	68.20	-1.22	peak
3	5470.000	24.35	40.84	65.19	68.20	-3.01	peak

This report shall not be reproduced except in full, without the written approval of UL Verification Services (Guangzhou) Co., Ltd, Song Shan Lake Branch.

Test Mode:	802.11a 20 AV	Frequency(MHz):	5500
Polarity:	Horizontal	Test Voltage:	AC 120V_60Hz

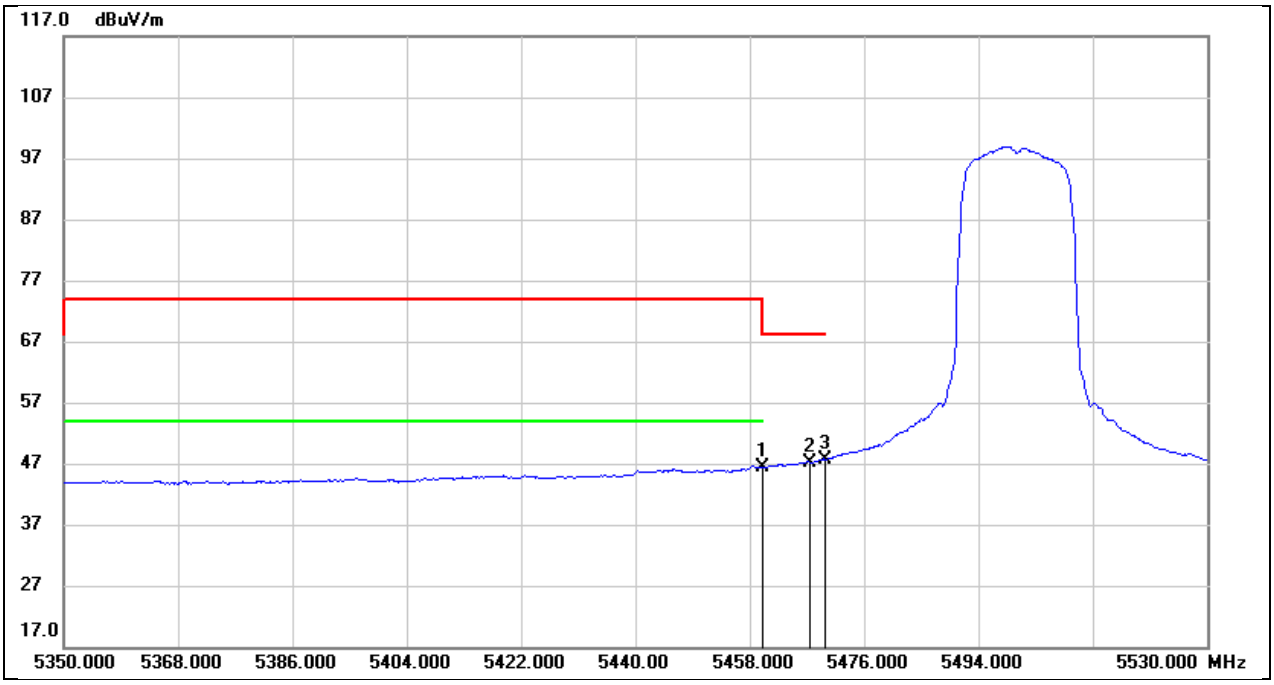

No.	Frequency (MHz)	Reading (dBuV)	Correct (dB/m)	Result (dBuV/m)	Limit (dBuV/m)	Margin (dB)	Remark
1	5460.000	5.61	40.79	46.40	54.00	-7.60	AVG
2	5467.360	6.39	40.82	47.21	68.20	-20.99	AVG
3	5470.000	6.89	40.84	47.73	68.20	-20.47	AVG

This report shall not be reproduced except in full, without the written approval of UL Verification Services (Guangzhou) Co., Ltd, Song Shan Lake Branch.

Test Mode:	802.11a 20 PK	Frequency(MHz):	5700
Polarity:	Horizontal	Test Voltage:	AC 120V_60Hz

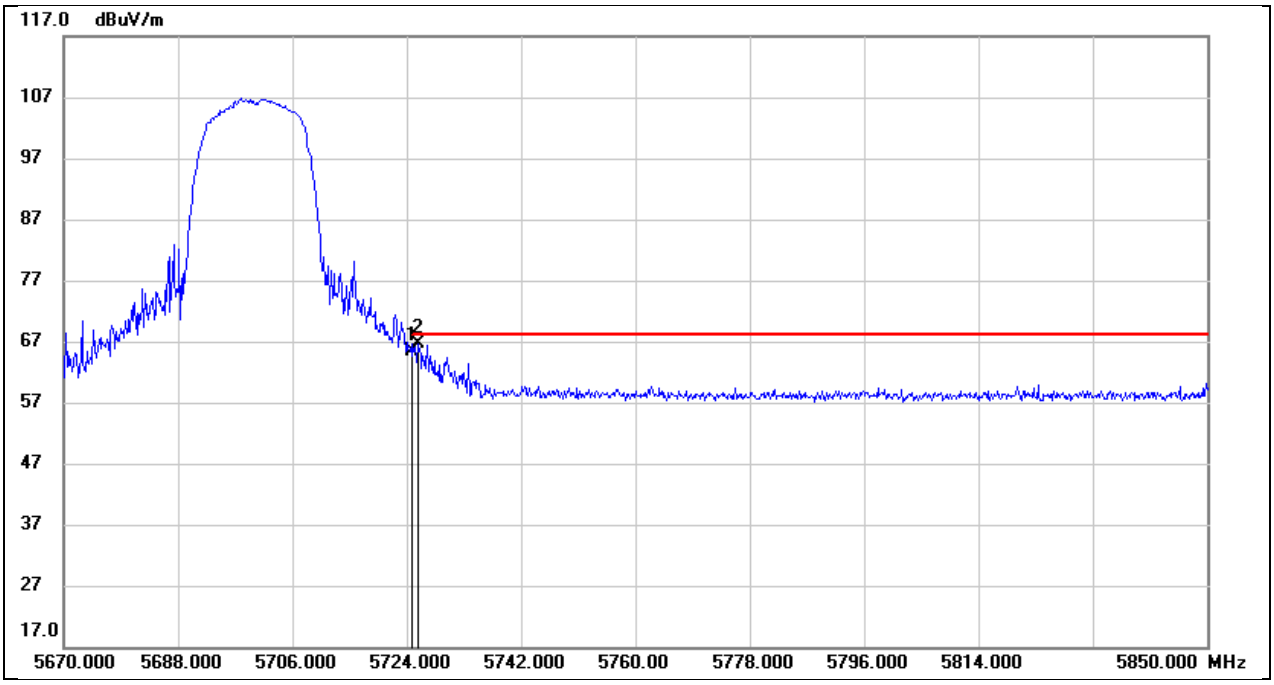

No.	Frequency (MHz)	Reading (dBuV)	Correct (dB/m)	Result (dBuV/m)	Limit (dBuV/m)	Margin (dB)	Remark
1	5725.000	24.14	41.24	65.38	68.20	-2.82	peak
2	5725.800	25.48	41.24	66.72	68.20	-1.48	peak

This report shall not be reproduced except in full, without the written approval of UL Verification Services (Guangzhou) Co., Ltd, Song Shan Lake Branch.

Test Mode:	802.11a 20 PK	Frequency(MHz):	5745
Polarity:	Horizontal	Test Voltage:	AC 120V_60Hz

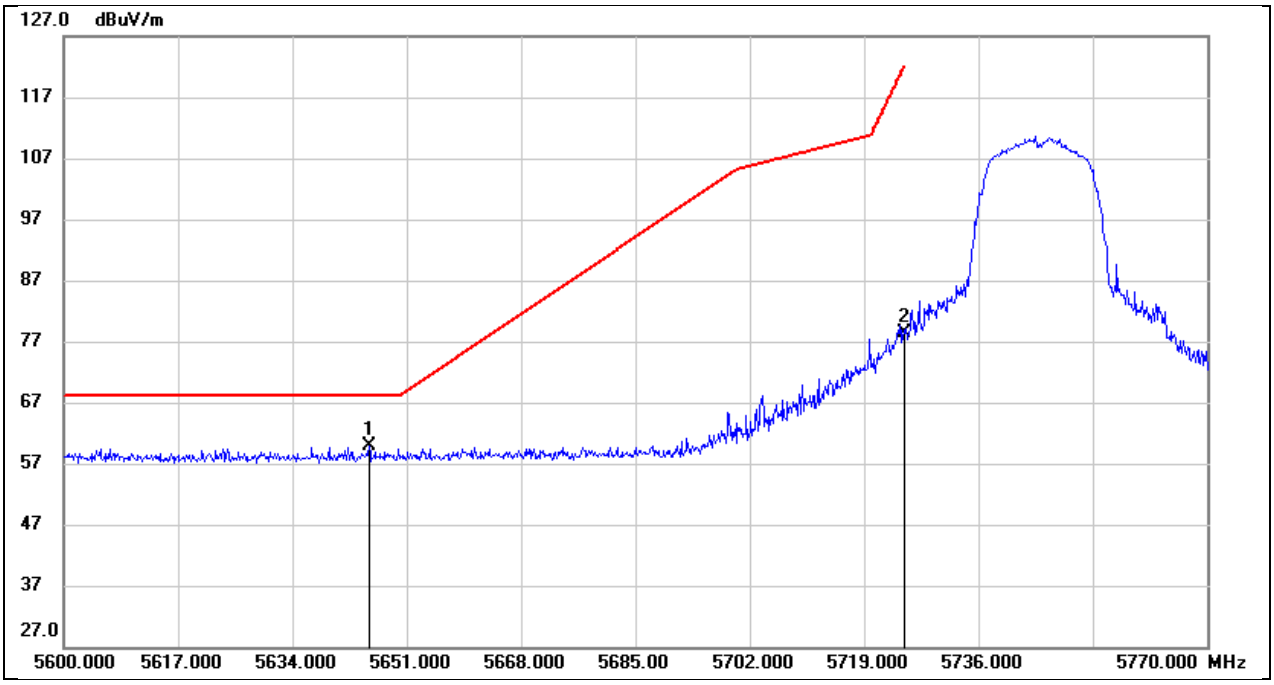

No.	Frequency (MHz)	Reading (dBuV)	Correct (dB/m)	Result (dBuV/m)	Limit (dBuV/m)	Margin (dB)	Remark
1	5645.390	18.65	41.34	59.99	68.20	-8.21	peak
2	5725.000	37.09	41.24	78.33	122.20	-43.87	peak

This report shall not be reproduced except in full, without the written approval of UL Verification Services (Guangzhou) Co., Ltd, Song Shan Lake Branch.

Test Mode:	802.11a 20 PK	Frequency(MHz):	5825
Polarity:	Horizontal	Test Voltage:	AC 120V_60Hz

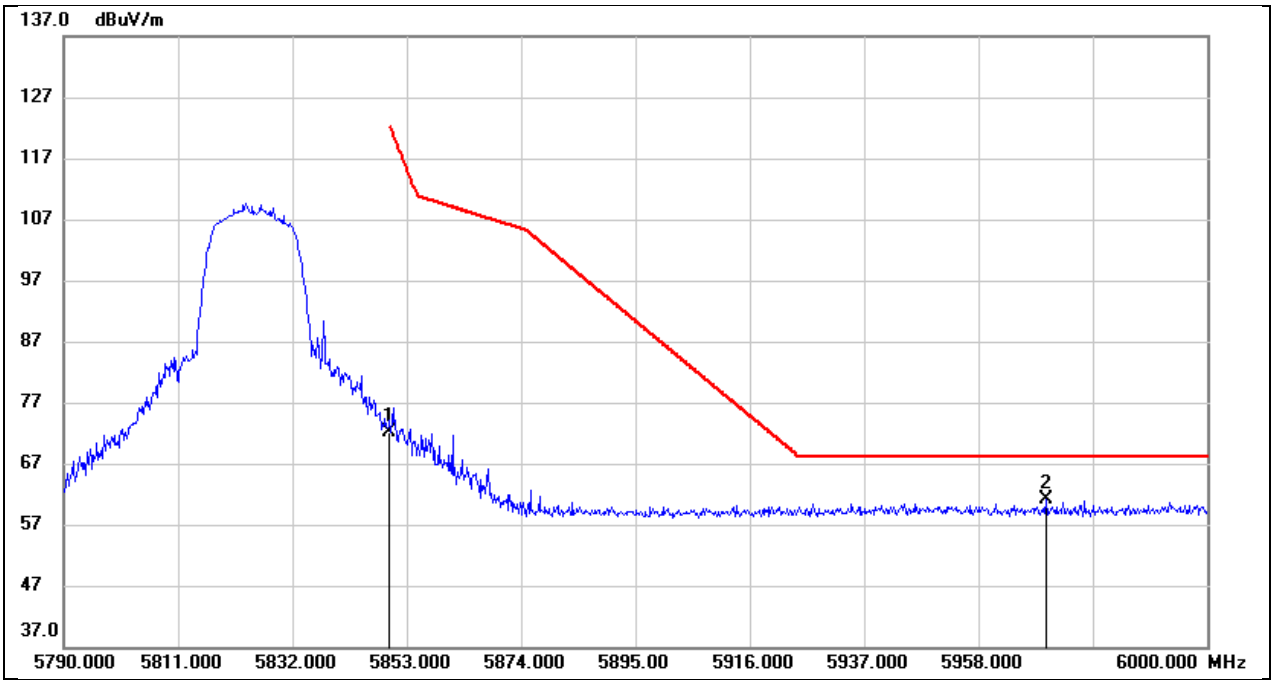

No.	Frequency (MHz)	Reading (dBuV)	Correct (dB/m)	Result (dBuV/m)	Limit (dBuV/m)	Margin (dB)	Remark
1	5850.000	30.79	41.37	72.16	122.20	-50.04	peak
2	5970.390	19.22	41.91	61.13	68.20	-7.07	peak

This report shall not be reproduced except in full, without the written approval of UL Verification Services (Guangzhou) Co., Ltd, Song Shan Lake Branch.

Test Mode:	802.11n HT20 PK	Frequency(MHz):	5180
Polarity:	Horizontal	Test Voltage:	AC 120V_60Hz

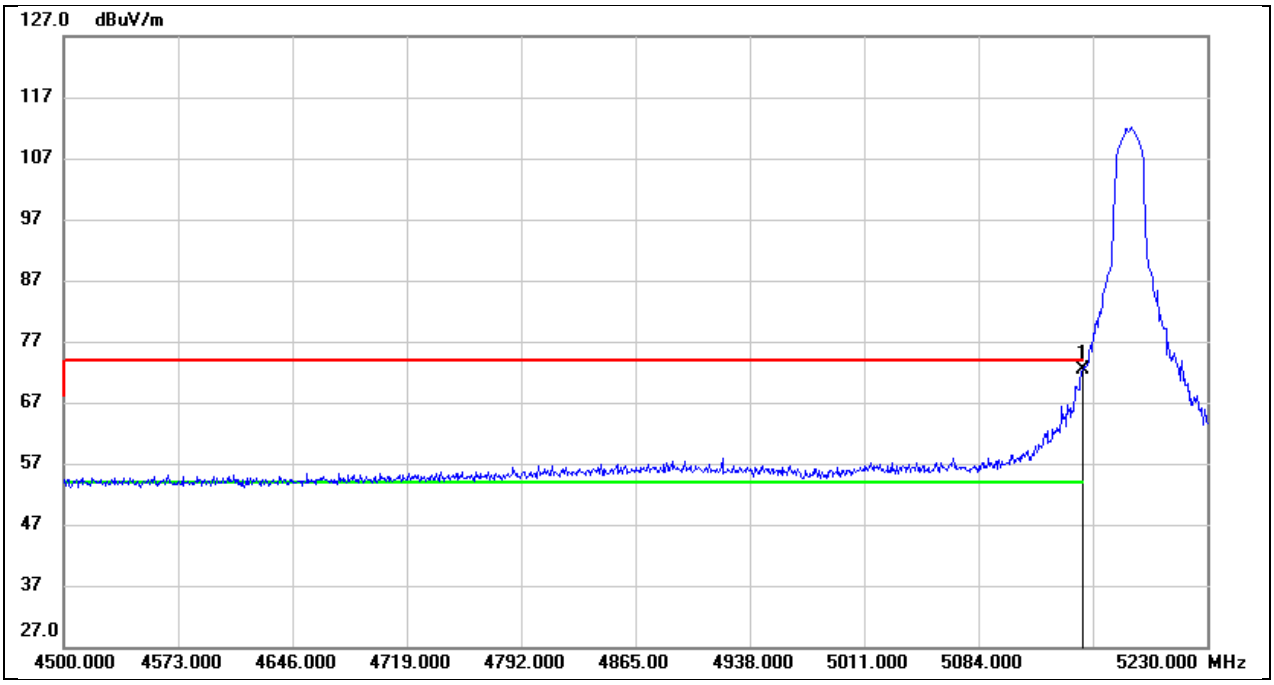

No.	Frequency (MHz)	Reading (dBuV)	Correct (dB/m)	Result (dBuV/m)	Limit (dBuV/m)	Margin (dB)	Remark
1	5150.000	32.08	40.21	72.29	74.00	-1.71	peak

This report shall not be reproduced except in full, without the written approval of UL Verification Services (Guangzhou) Co., Ltd, Song Shan Lake Branch.

Test Mode:	802.11n HT20 AV	Frequency(MHz):	5180
Polarity:	Horizontal	Test Voltage:	AC 120V_60Hz

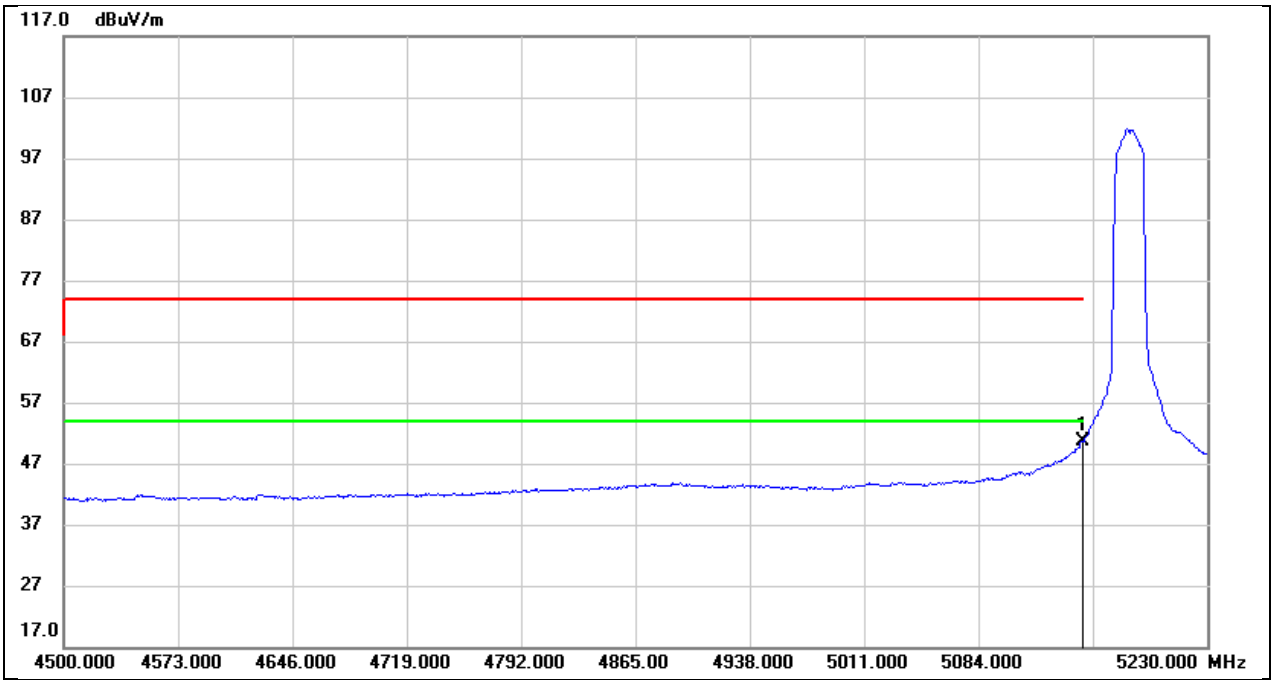

No.	Frequency (MHz)	Reading (dBuV)	Correct (dB/m)	Result (dBuV/m)	Limit (dBuV/m)	Margin (dB)	Remark
1	5150.000	10.34	40.21	50.55	54.00	-3.45	AVG

This report shall not be reproduced except in full, without the written approval of UL Verification Services (Guangzhou) Co., Ltd, Song Shan Lake Branch.

Test Mode:	802.11n HT20 PK	Frequency(MHz):	5240
Polarity:	Horizontal	Test Voltage:	AC 120V_60Hz

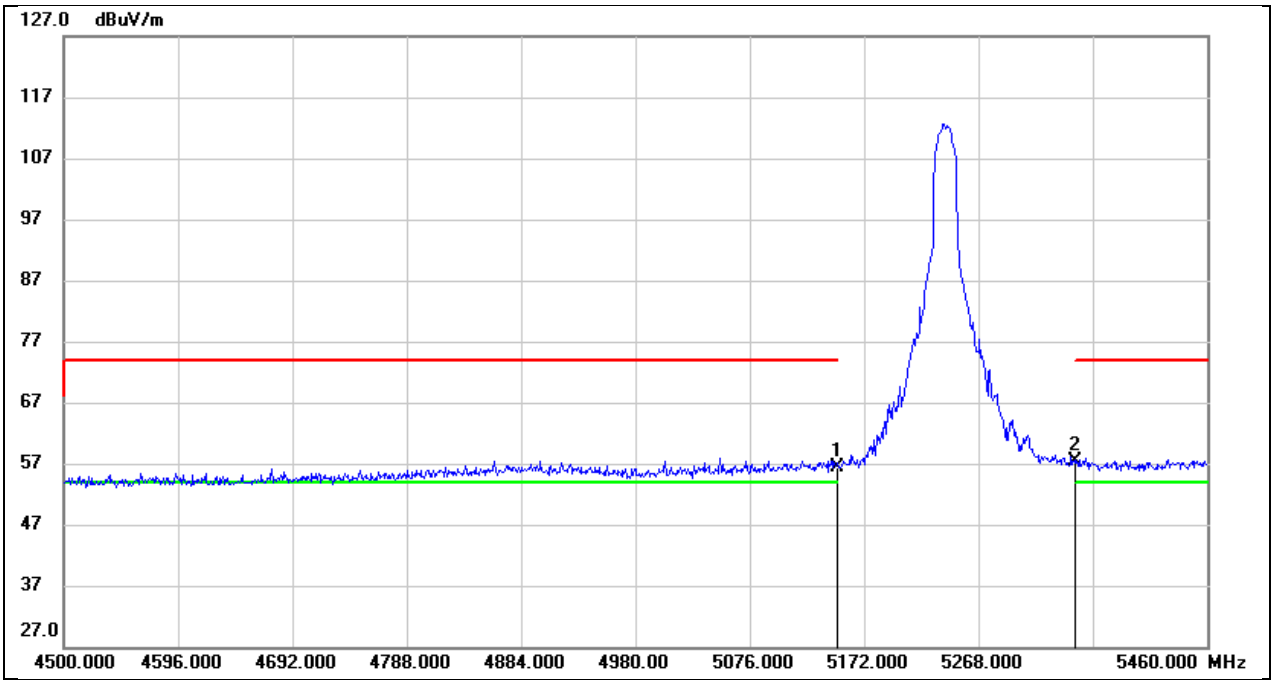

No.	Frequency (MHz)	Reading (dBuV)	Correct (dB/m)	Result (dBuV/m)	Limit (dBuV/m)	Margin (dB)	Remark
1	5150.000	16.22	40.21	56.43	74.00	-17.57	peak
2	5350.000	16.89	40.46	57.35	74.00	-16.65	peak

This report shall not be reproduced except in full, without the written approval of UL Verification Services (Guangzhou) Co., Ltd, Song Shan Lake Branch.

Test Mode:	802.11n HT20 AV	Frequency(MHz):	5240
Polarity:	Horizontal	Test Voltage:	AC 120V_60Hz

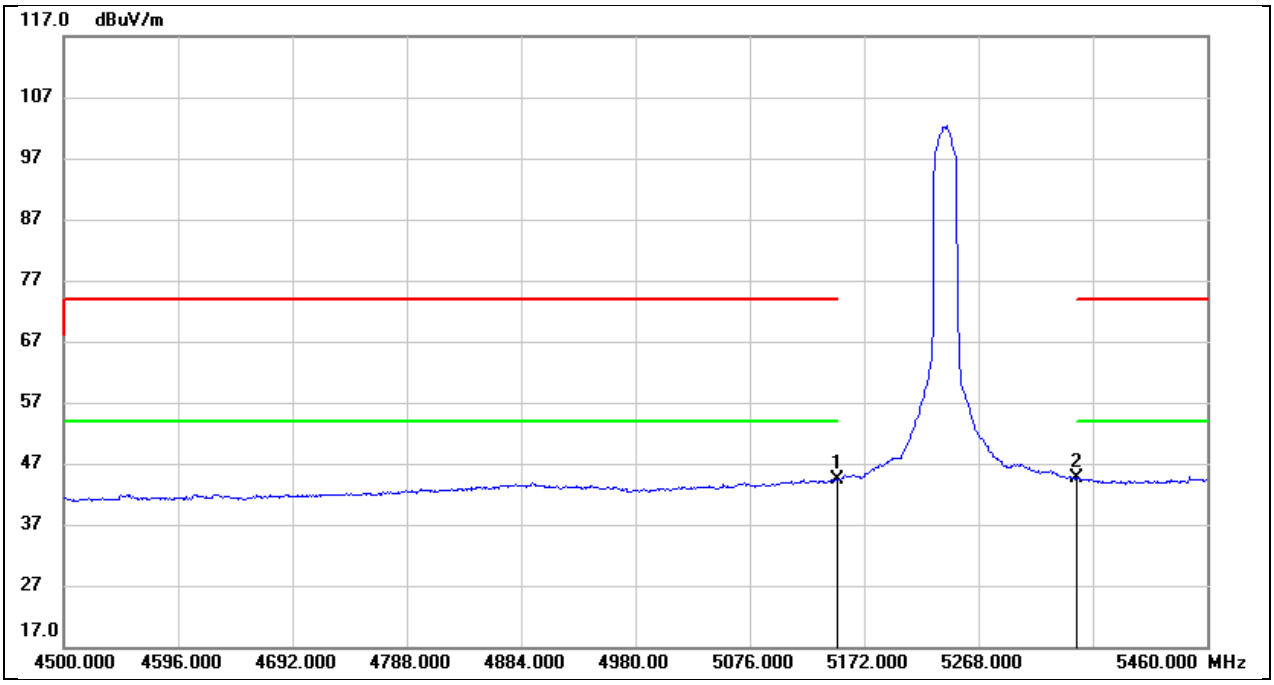

No.	Frequency (MHz)	Reading (dBuV)	Correct (dB/m)	Result (dBuV/m)	Limit (dBuV/m)	Margin (dB)	Remark
1	5150.000	4.09	40.21	44.30	54.00	-9.70	AVG
2	5350.000	4.08	40.46	44.54	54.00	-9.46	AVG

This report shall not be reproduced except in full, without the written approval of UL Verification Services (Guangzhou) Co., Ltd, Song Shan Lake Branch.

Test Mode:	802.11n HT20 PK	Frequency(MHz):	5260
Polarity:	Horizontal	Test Voltage:	AC 120V_60Hz

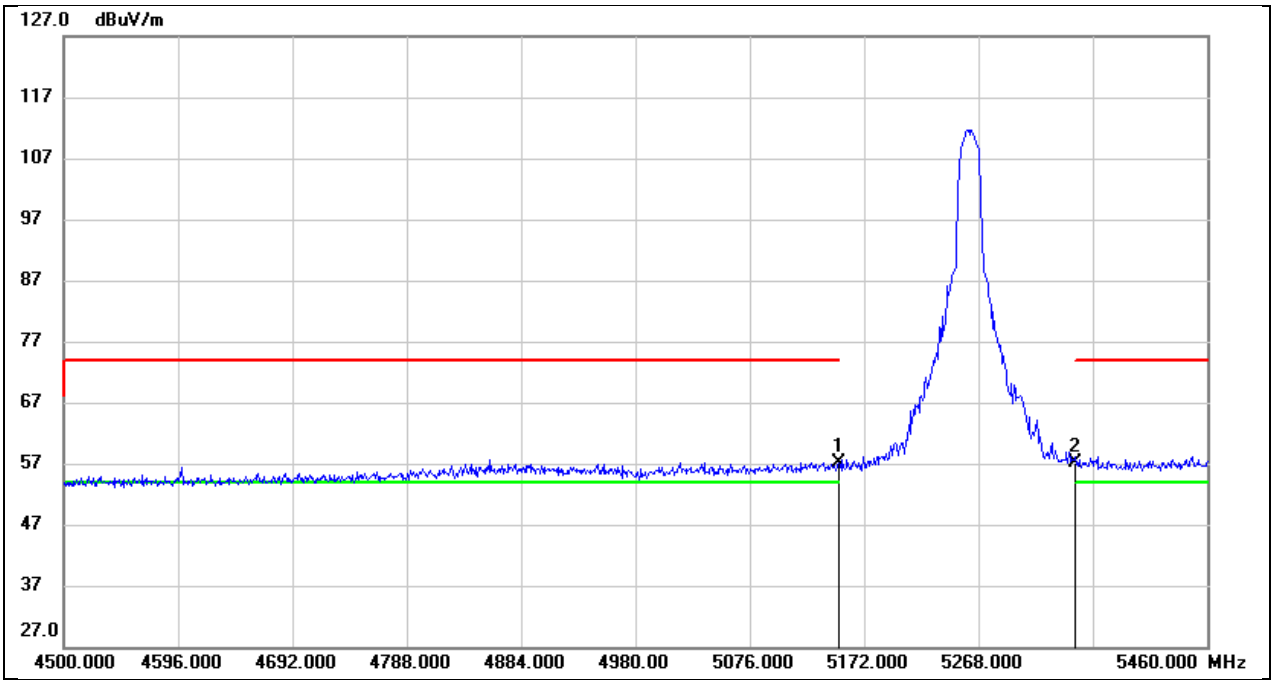

No.	Frequency (MHz)	Reading (dBuV)	Correct (dB/m)	Result (dBuV/m)	Limit (dBuV/m)	Margin (dB)	Remark
1	5150.000	16.96	40.21	57.17	74.00	-16.83	peak
2	5350.000	16.59	40.46	57.05	74.00	-16.95	peak

This report shall not be reproduced except in full, without the written approval of UL Verification Services (Guangzhou) Co., Ltd, Song Shan Lake Branch.

Test Mode:	802.11n HT20 AV	Frequency(MHz):	5260
Polarity:	Horizontal	Test Voltage:	AC 120V_60Hz

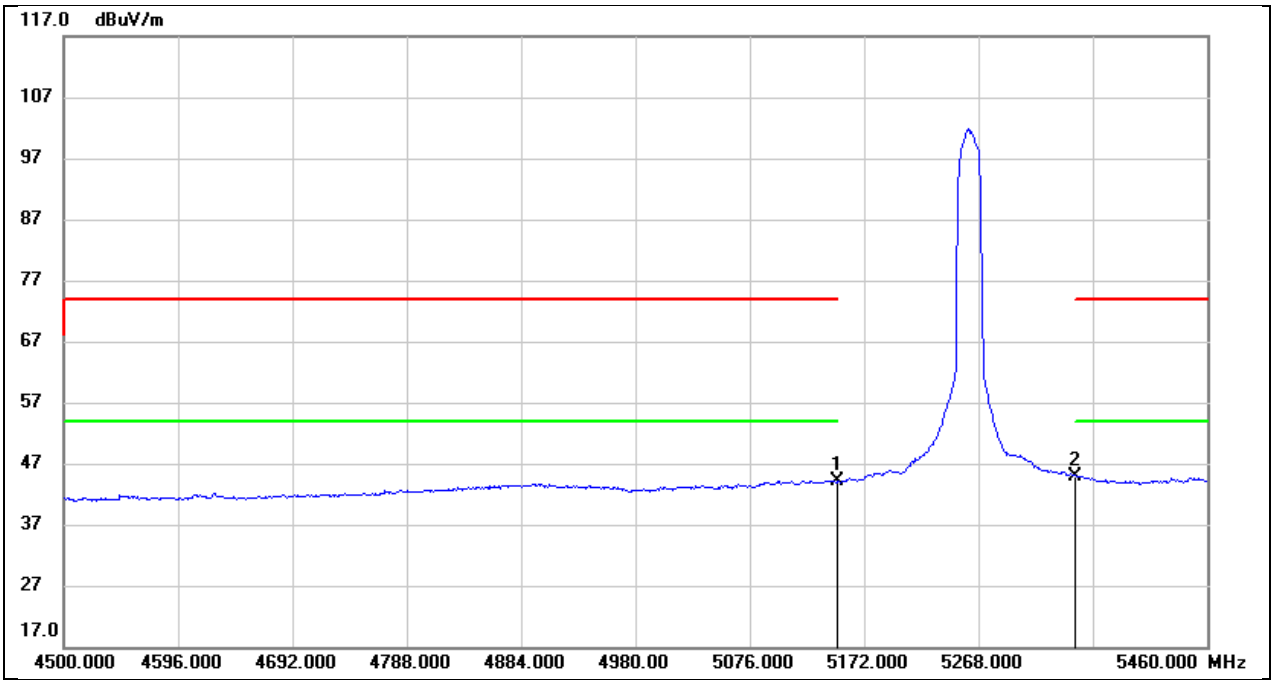

No.	Frequency (MHz)	Reading (dBuV)	Correct (dB/m)	Result (dBuV/m)	Limit (dBuV/m)	Margin (dB)	Remark
1	5150.000	3.83	40.21	44.04	54.00	-9.96	AVG
2	5350.000	4.40	40.46	44.86	54.00	-9.14	AVG

This report shall not be reproduced except in full, without the written approval of UL Verification Services (Guangzhou) Co., Ltd, Song Shan Lake Branch.

Test Mode:	802.11n HT20 PK	Frequency(MHz):	5320
Polarity:	Horizontal	Test Voltage:	AC 120V_60Hz

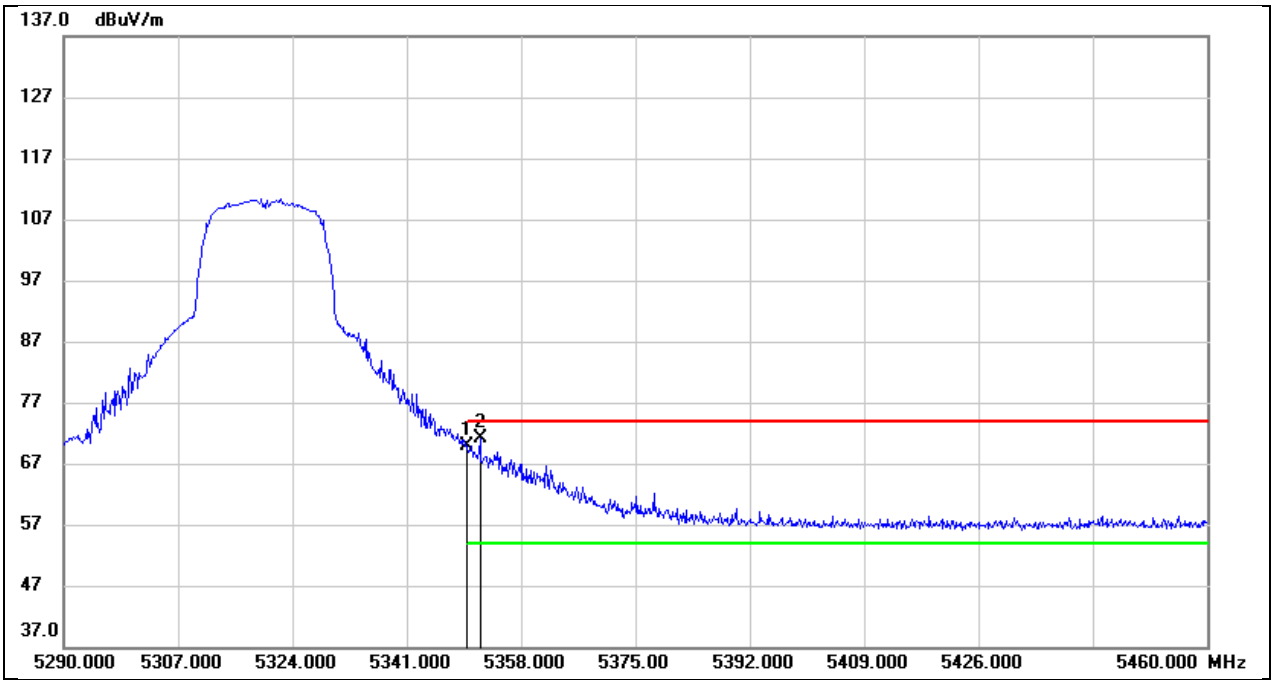

No.	Frequency (MHz)	Reading (dBuV)	Correct (dB/m)	Result (dBuV/m)	Limit (dBuV/m)	Margin (dB)	Remark
1	5350.000	29.48	40.46	69.94	74.00	-4.06	peak
2	5351.880	30.70	40.46	71.16	74.00	-2.84	peak

This report shall not be reproduced except in full, without the written approval of UL Verification Services (Guangzhou) Co., Ltd, Song Shan Lake Branch.

Test Mode:	802.11n HT20 AV	Frequency(MHz):	5320
Polarity:	Horizontal	Test Voltage:	AC 120V_60Hz

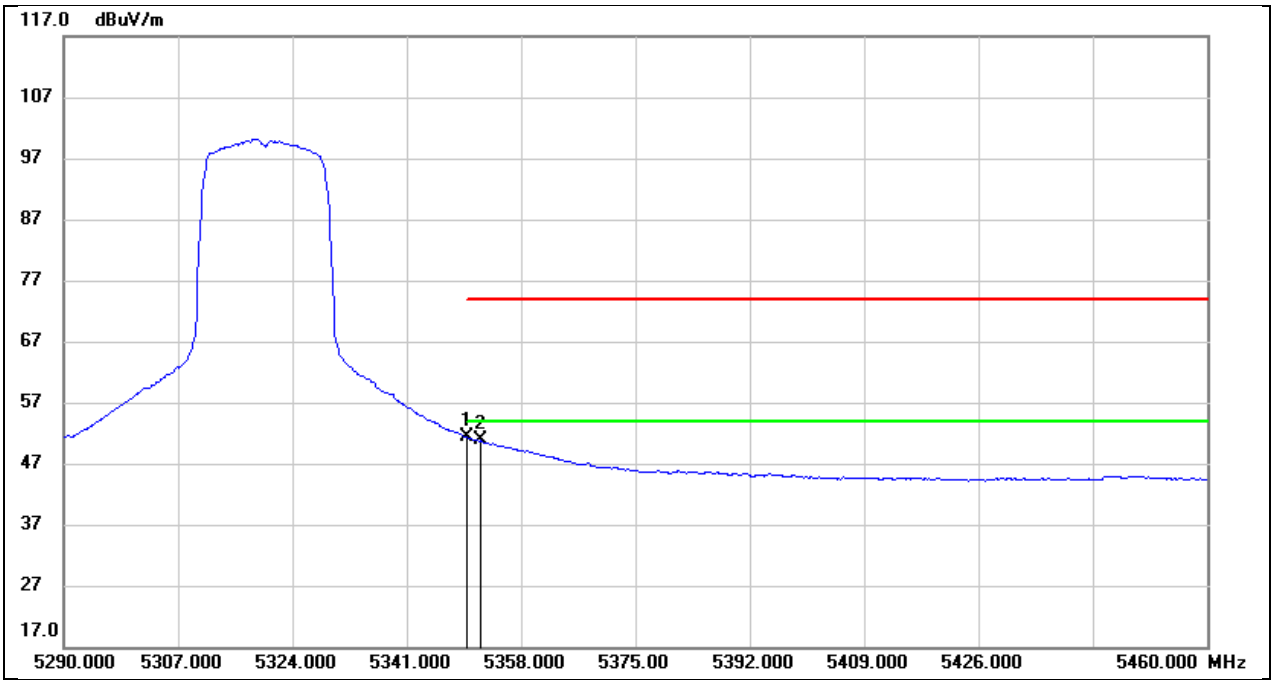

No.	Frequency (MHz)	Reading (dBuV)	Correct (dB/m)	Result (dBuV/m)	Limit (dBuV/m)	Margin (dB)	Remark
1	5350.000	10.83	40.46	51.29	54.00	-2.71	AVG
2	5351.880	10.34	40.46	50.80	54.00	-3.20	AVG

This report shall not be reproduced except in full, without the written approval of UL Verification Services (Guangzhou) Co., Ltd, Song Shan Lake Branch.

Test Mode:	802.11n HT20 PK	Frequency(MHz):	5500
Polarity:	Horizontal	Test Voltage:	AC 120V_60Hz

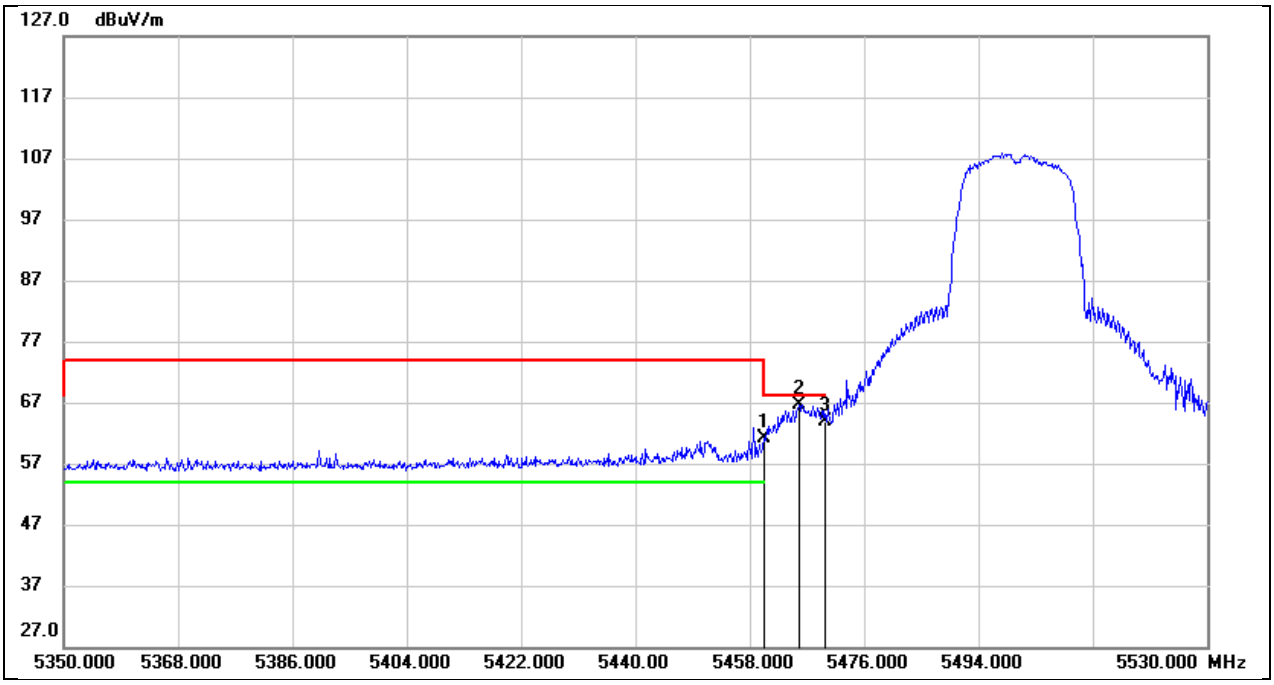

No.	Frequency (MHz)	Reading (dBuV)	Correct (dB/m)	Result (dBuV/m)	Limit (dBuV/m)	Margin (dB)	Remark
1	5460.000	20.46	40.79	61.25	68.20	-6.95	peak
2	5465.740	25.93	40.82	66.75	68.20	-1.45	peak
3	5470.000	23.04	40.84	63.88	68.20	-4.32	peak

This report shall not be reproduced except in full, without the written approval of UL Verification Services (Guangzhou) Co., Ltd, Song Shan Lake Branch.

Test Mode:	802.11n HT20 AV	Frequency(MHz):	5500
Polarity:	Horizontal	Test Voltage:	AC 120V_60Hz

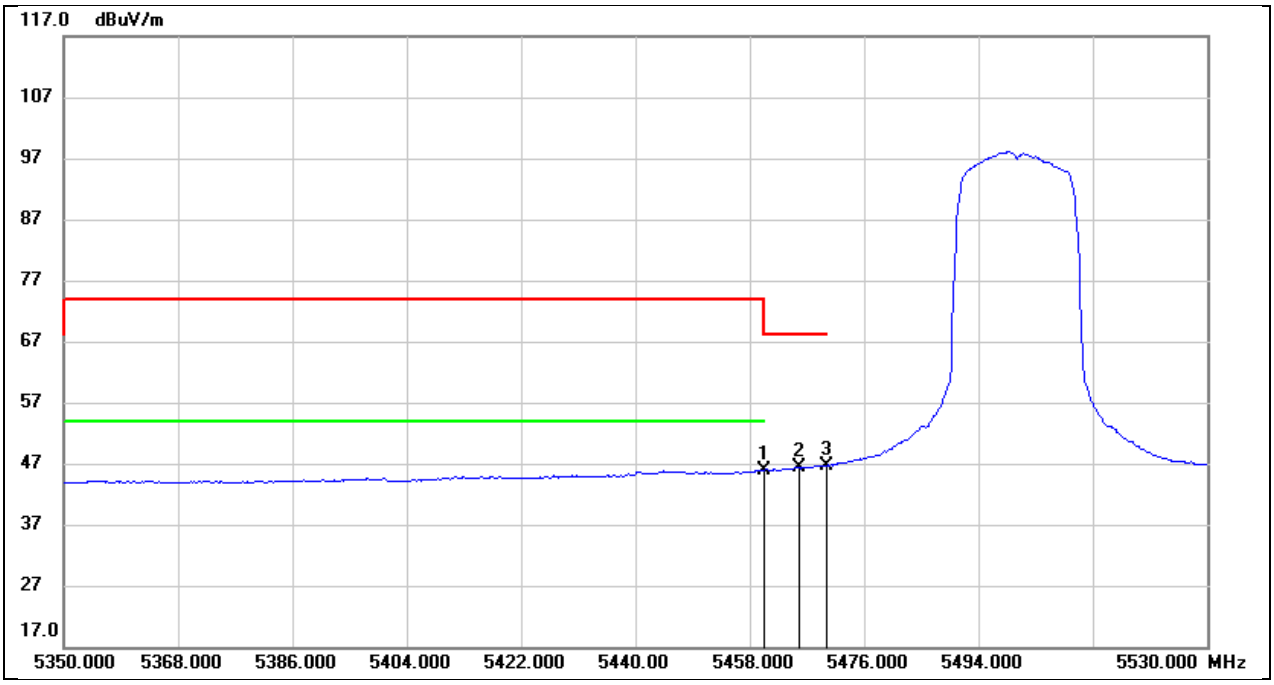

No.	Frequency (MHz)	Reading (dBuV)	Correct (dB/m)	Result (dBuV/m)	Limit (dBuV/m)	Margin (dB)	Remark
1	5460.000	5.11	40.79	45.90	54.00	-8.10	AVG
2	5465.740	5.44	40.82	46.26	68.20	-21.94	AVG
3	5470.000	5.85	40.84	46.69	68.20	-21.51	AVG

This report shall not be reproduced except in full, without the written approval of UL Verification Services (Guangzhou) Co., Ltd, Song Shan Lake Branch.

Test Mode:	802.11n HT20 PK	Frequency(MHz):	5700
Polarity:	Horizontal	Test Voltage:	AC 120V_60Hz

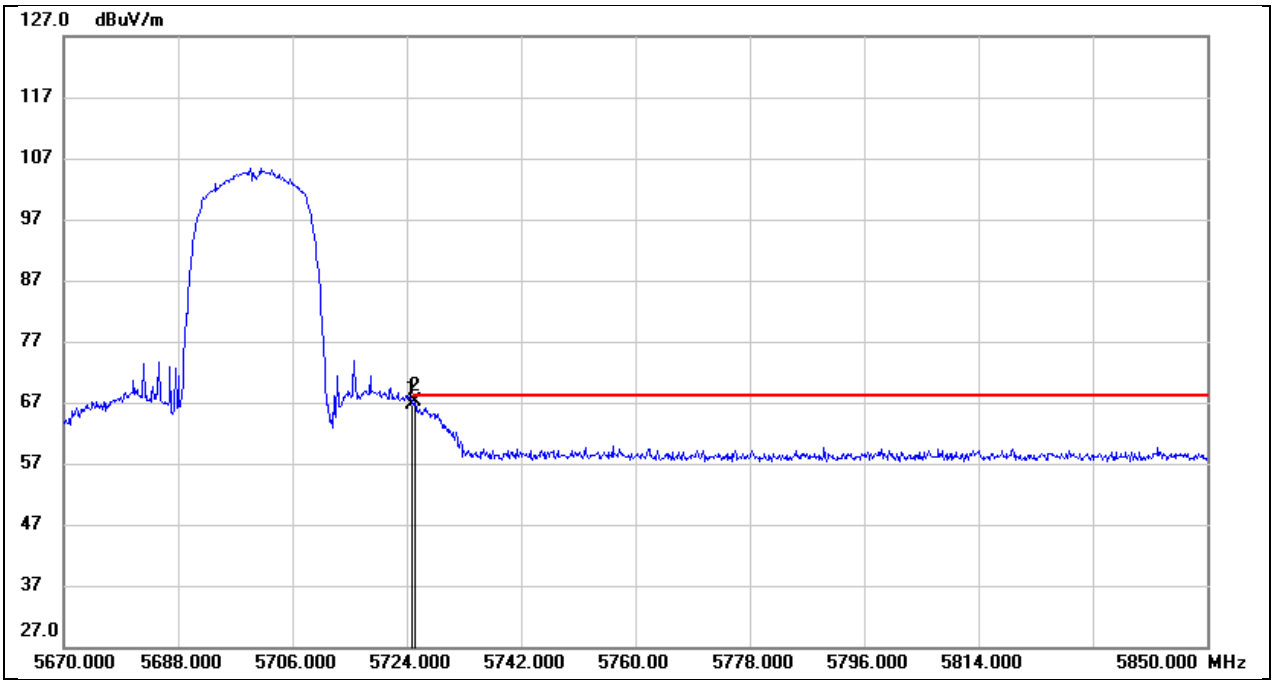

No.	Frequency (MHz)	Reading (dBuV)	Correct (dB/m)	Result (dBuV/m)	Limit (dBuV/m)	Margin (dB)	Remark
1	5725.000	25.48	41.24	66.72	68.20	-1.48	peak
2	5725.260	25.86	41.24	67.10	68.20	-1.10	peak

This report shall not be reproduced except in full, without the written approval of UL Verification Services (Guangzhou) Co., Ltd, Song Shan Lake Branch.

Test Mode:	802.11n HT20 PK	Frequency(MHz):	5745
Polarity:	Horizontal	Test Voltage:	AC 120V_60Hz

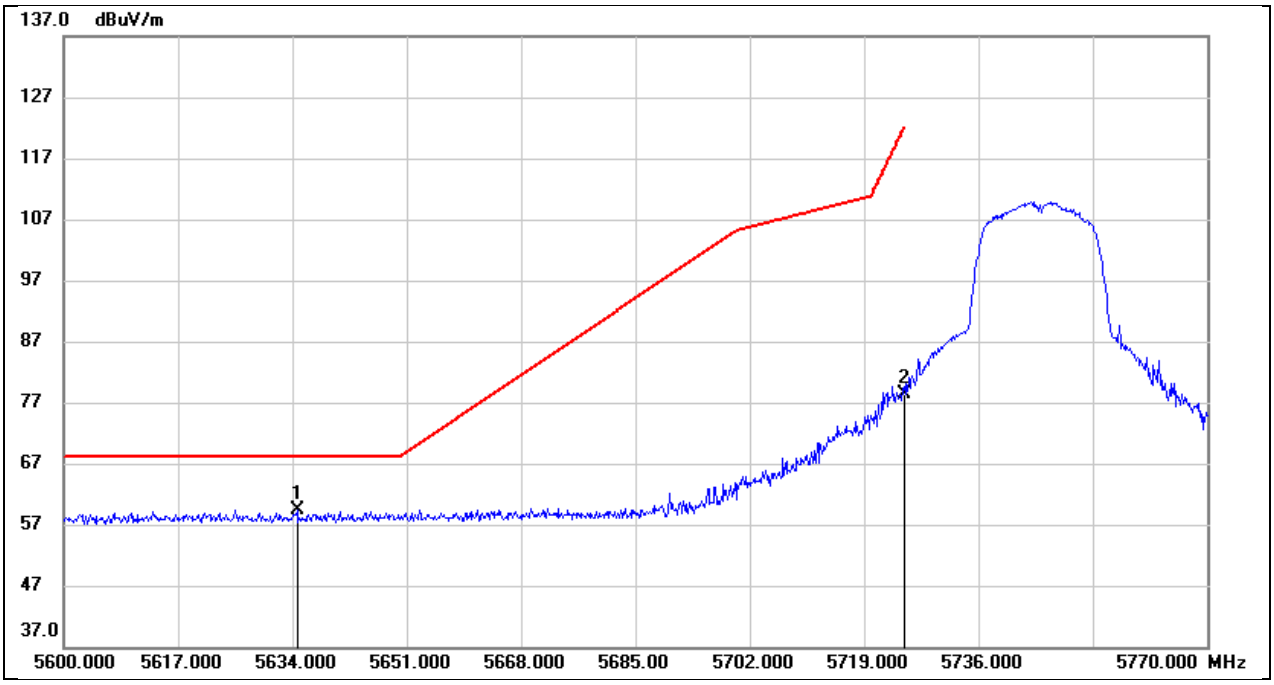

No.	Frequency (MHz)	Reading (dBuV)	Correct (dB/m)	Result (dBuV/m)	Limit (dBuV/m)	Margin (dB)	Remark
1	5634.680	18.03	41.34	59.37	68.20	-8.83	peak
2	5725.000	37.17	41.24	78.41	122.20	-43.79	peak

This report shall not be reproduced except in full, without the written approval of UL Verification Services (Guangzhou) Co., Ltd, Song Shan Lake Branch.

Test Mode:	802.11n HT20 PK	Frequency(MHz):	5825
Polarity:	Horizontal	Test Voltage:	AC 120V_60Hz

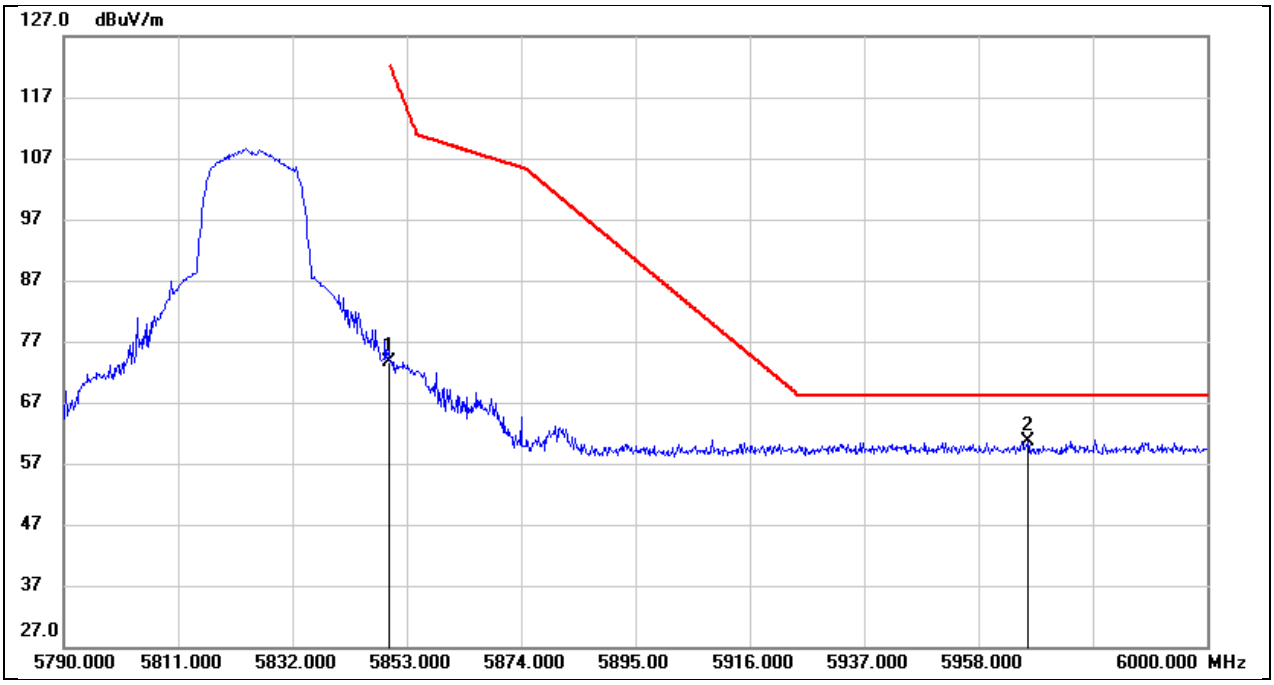

No.	Frequency (MHz)	Reading (dBuV)	Correct (dB/m)	Result (dBuV/m)	Limit (dBuV/m)	Margin (dB)	Remark
1	5850.000	32.20	41.37	73.57	122.20	-48.63	peak
2	5967.030	18.80	41.90	60.70	68.20	-7.50	peak

This report shall not be reproduced except in full, without the written approval of UL Verification Services (Guangzhou) Co., Ltd, Song Shan Lake Branch.

Test Mode:	802.11n HT40 PK	Frequency(MHz):	5190
Polarity:	Horizontal	Test Voltage:	AC 120V_60Hz

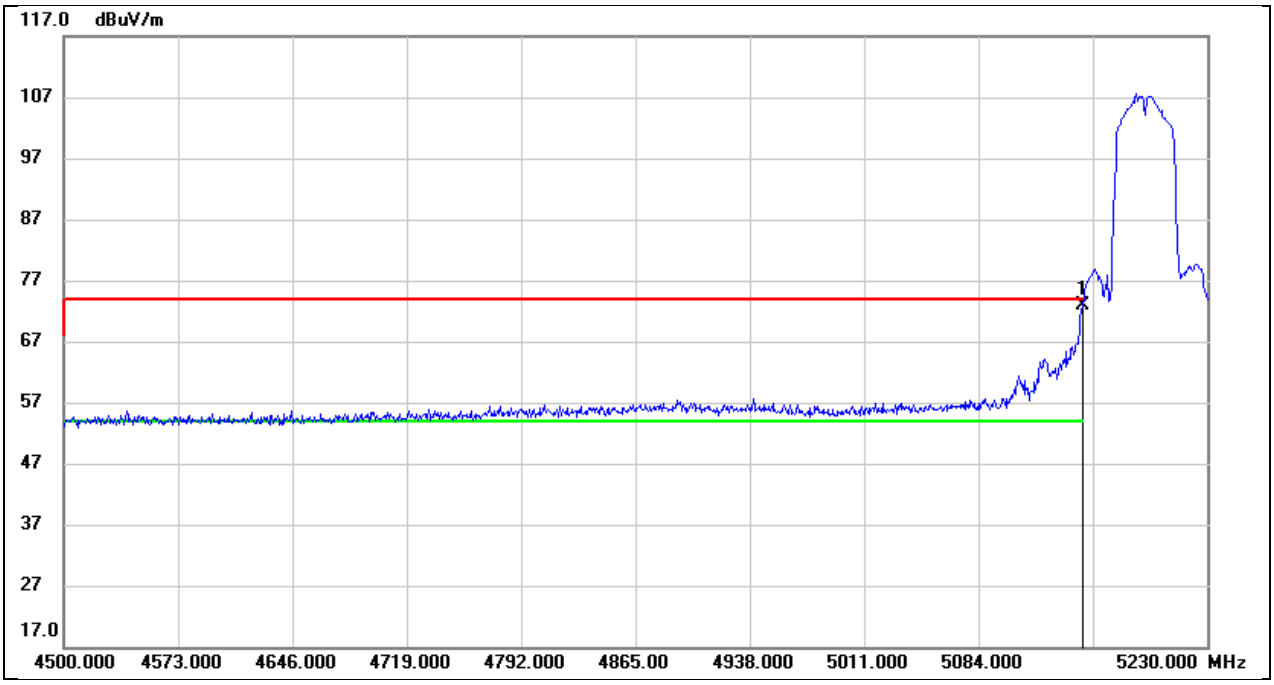

No.	Frequency (MHz)	Reading (dBuV)	Correct (dB/m)	Result (dBuV/m)	Limit (dBuV/m)	Margin (dB)	Remark
1	5150.000	32.74	40.21	72.95	74.00	-1.05	peak

Note:

1. based on preliminary testing, there were no significant differences between the two models and therefore model [MT6761 version] was fully tested.

This report shall not be reproduced except in full, without the written approval of UL Verification Services (Guangzhou) Co., Ltd, Song Shan Lake Branch.

Test Mode:	802.11n HT40 AV	Frequency(MHz):	5190
Polarity:	Horizontal	Test Voltage:	AC 120V_60Hz

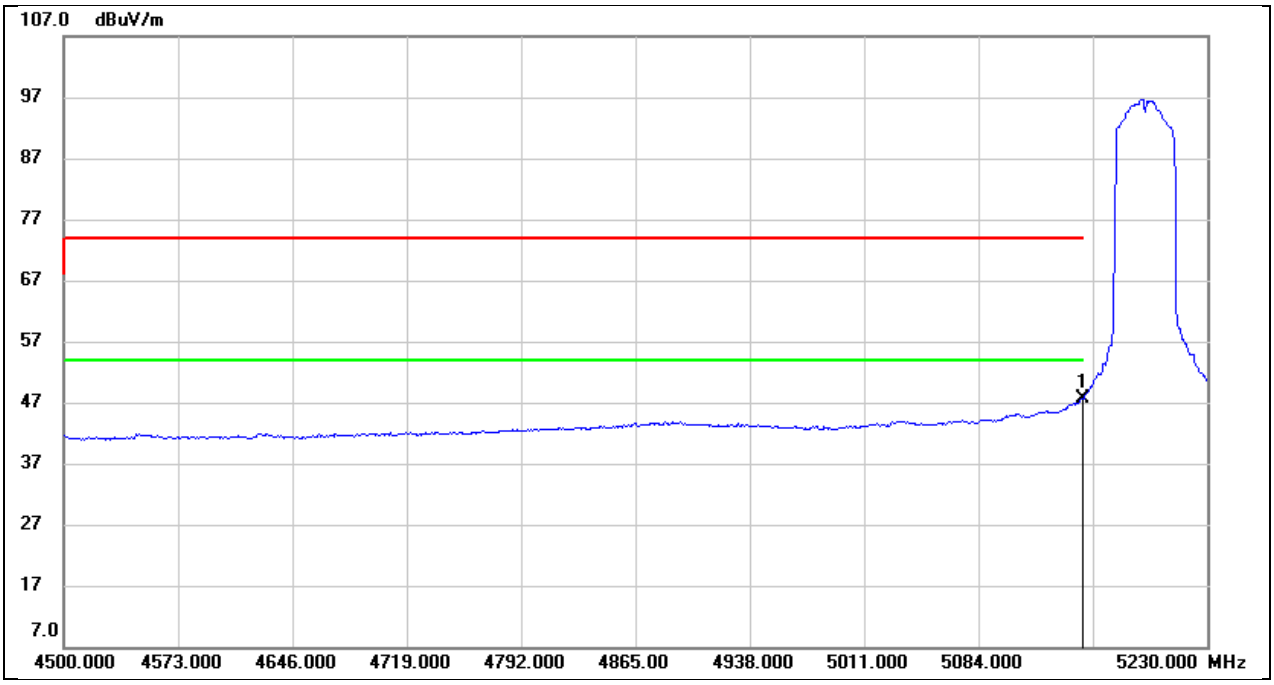

No.	Frequency (MHz)	Reading (dBuV)	Correct (dB/m)	Result (dBuV/m)	Limit (dBuV/m)	Margin (dB)	Remark
1	5150.000	7.45	40.21	47.66	54.00	-6.34	AVG

This report shall not be reproduced except in full, without the written approval of UL Verification Services (Guangzhou) Co., Ltd, Song Shan Lake Branch.

Test Mode:	802.11n HT40 PK	Frequency(MHz):	5230
Polarity:	Horizontal	Test Voltage:	AC 120V_60Hz

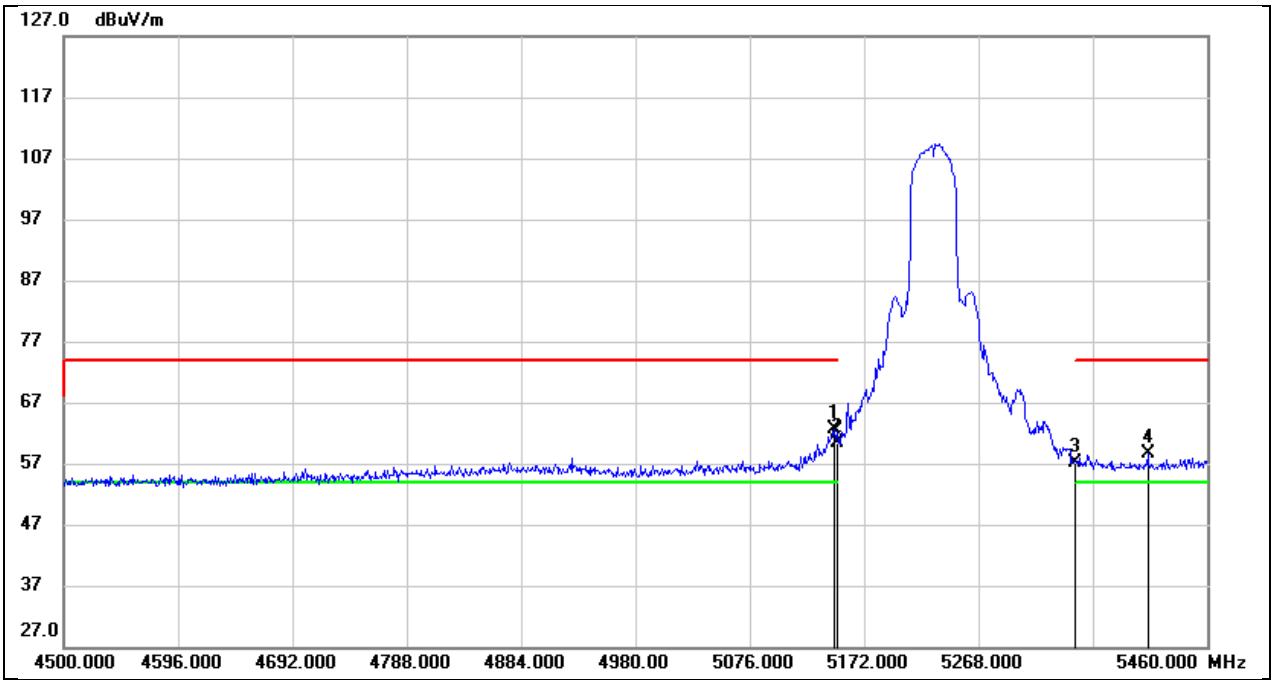

No.	Frequency (MHz)	Reading (dBuV)	Correct (dB/m)	Result (dBuV/m)	Limit (dBuV/m)	Margin (dB)	Remark
1	5147.040	22.49	40.20	62.69	74.00	-11.31	peak
2	5150.000	20.05	40.21	60.26	74.00	-13.74	peak
3	5350.000	16.67	40.46	57.13	74.00	-16.87	peak
4	5410.080	18.06	40.54	58.60	74.00	-15.40	peak

This report shall not be reproduced except in full, without the written approval of UL Verification Services (Guangzhou) Co., Ltd, Song Shan Lake Branch.

Test Mode:	802.11n HT40 AV	Frequency(MHz):	5230
Polarity:	Horizontal	Test Voltage:	AC 120V_60Hz

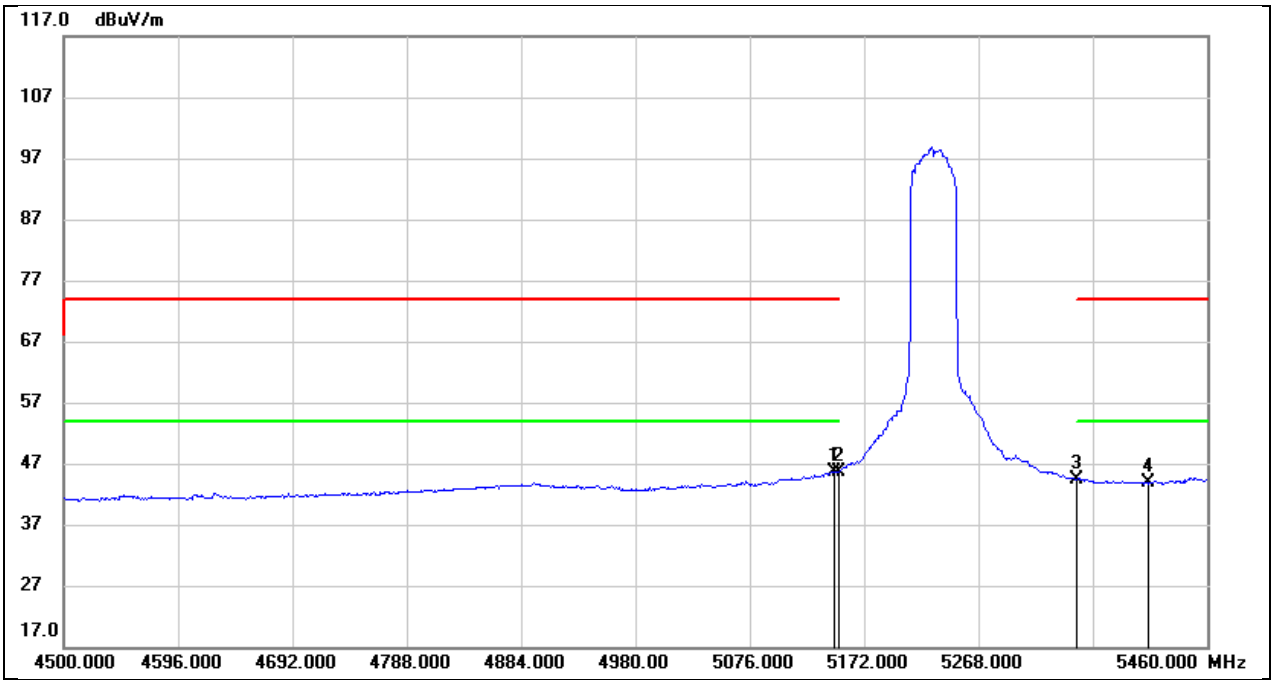

No.	Frequency (MHz)	Reading (dBuV)	Correct (dB/m)	Result (dBuV/m)	Limit (dBuV/m)	Margin (dB)	Remark
1	5147.040	5.31	40.20	45.51	54.00	-8.49	AVG
2	5150.000	5.52	40.21	45.73	54.00	-8.27	AVG
3	5350.000	4.03	40.46	44.49	54.00	-9.51	AVG
4	5410.080	3.29	40.54	43.83	54.00	-10.17	AVG

This report shall not be reproduced except in full, without the written approval of UL Verification Services (Guangzhou) Co., Ltd, Song Shan Lake Branch.

Test Mode:	802.11n HT40 PK	Frequency(MHz):	5270
Polarity:	Horizontal	Test Voltage:	AC 120V_60Hz

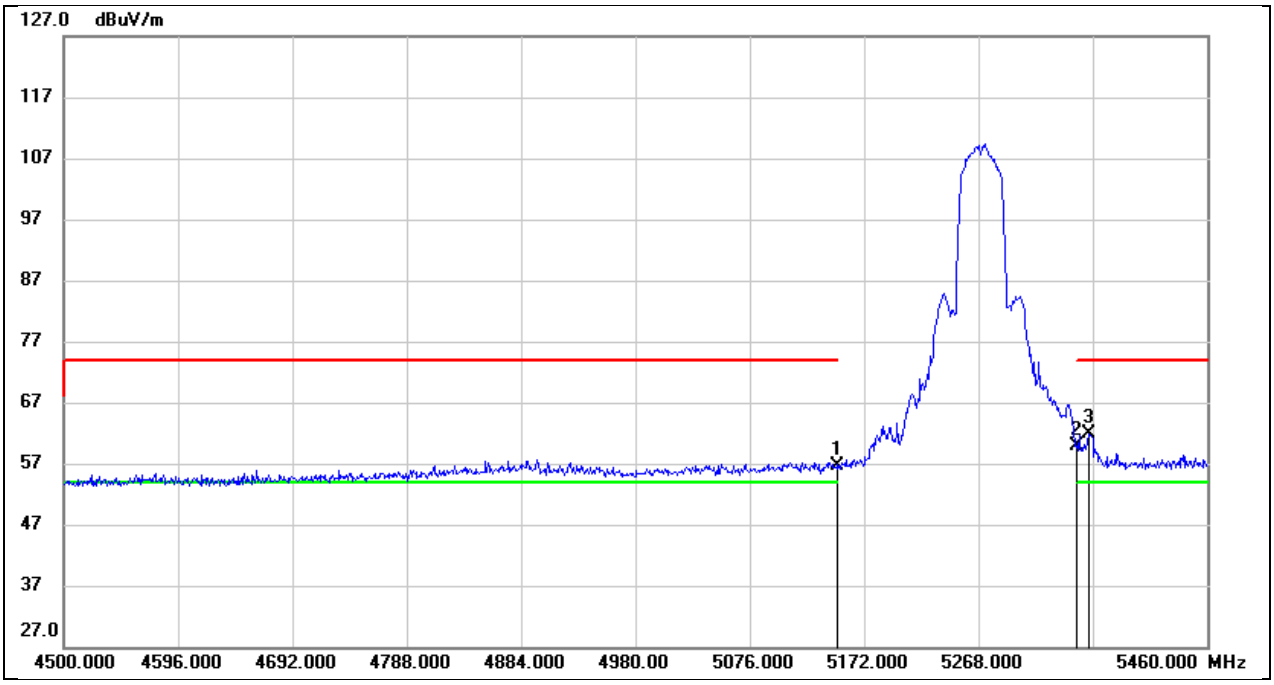

No.	Frequency (MHz)	Reading (dBuV)	Correct (dB/m)	Result (dBuV/m)	Limit (dBuV/m)	Margin (dB)	Remark
1	5150.000	16.46	40.21	56.67	74.00	-17.33	peak
2	5350.000	19.53	40.46	59.99	74.00	-14.01	peak
3	5360.160	21.35	40.47	61.82	74.00	-12.18	peak

This report shall not be reproduced except in full, without the written approval of UL Verification Services (Guangzhou) Co., Ltd, Song Shan Lake Branch.

Test Mode:	802.11n HT40 AV	Frequency(MHz):	5270
Polarity:	Horizontal	Test Voltage:	AC 120V_60Hz

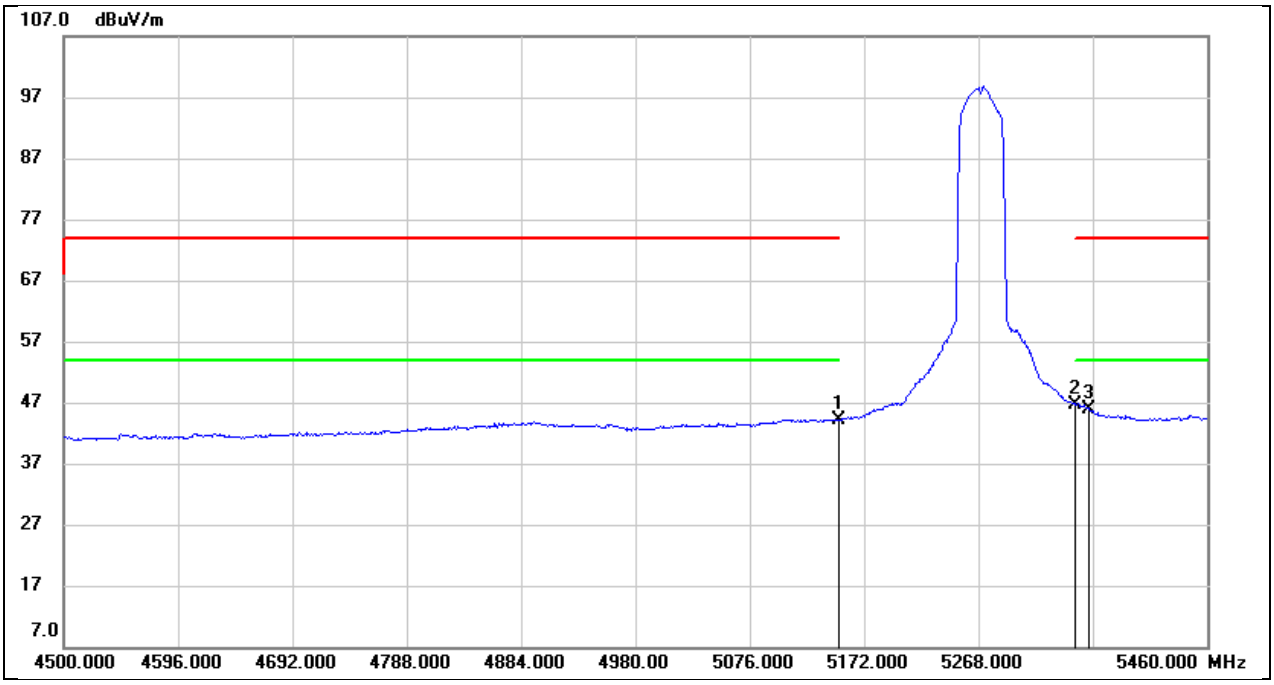

No.	Frequency (MHz)	Reading (dBuV)	Correct (dB/m)	Result (dBuV/m)	Limit (dBuV/m)	Margin (dB)	Remark
1	5150.000	3.95	40.21	44.16	54.00	-9.84	AVG
2	5350.000	6.17	40.46	46.63	54.00	-7.37	AVG
3	5360.160	5.38	40.47	45.85	54.00	-8.15	AVG

This report shall not be reproduced except in full, without the written approval of UL Verification Services (Guangzhou) Co., Ltd, Song Shan Lake Branch.

Test Mode:	802.11n HT40 PK	Frequency(MHz):	5310
Polarity:	Horizontal	Test Voltage:	AC 120V_60Hz

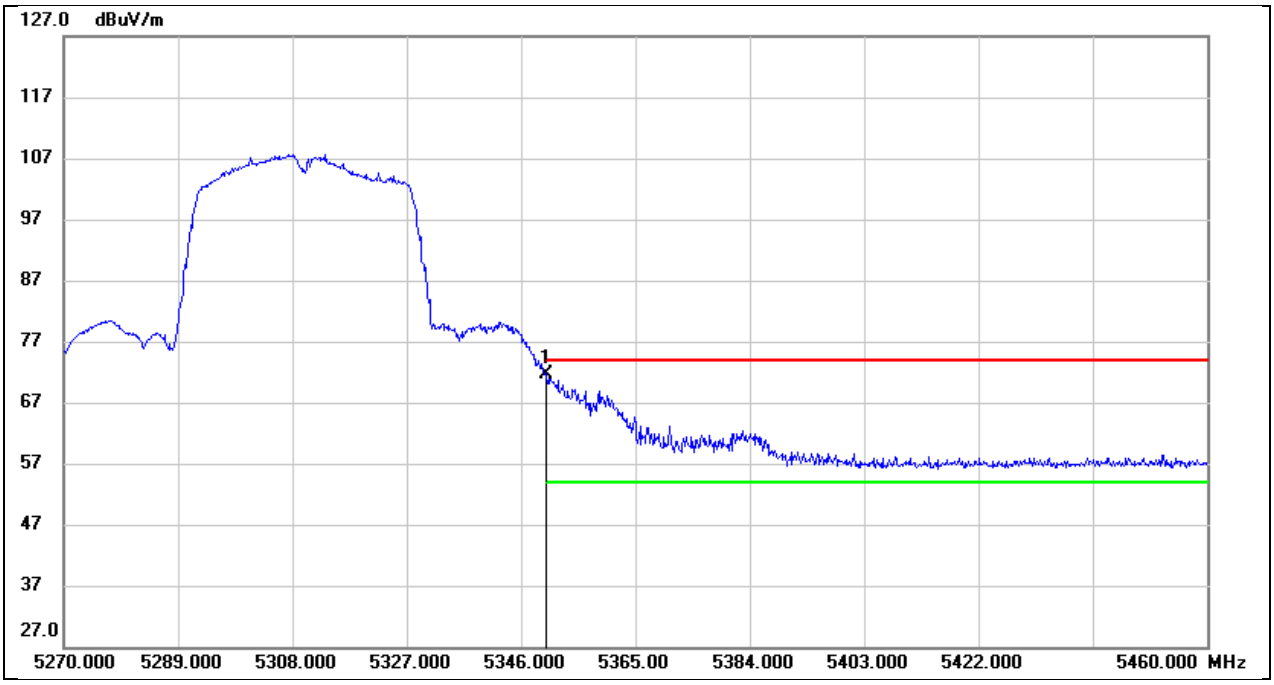

No.	Frequency (MHz)	Reading (dBuV)	Correct (dB/m)	Result (dBuV/m)	Limit (dBuV/m)	Margin (dB)	Remark
1	5350.000	31.17	40.46	71.63	74.00	-2.37	peak

This report shall not be reproduced except in full, without the written approval of UL Verification Services (Guangzhou) Co., Ltd, Song Shan Lake Branch.

Test Mode:	802.11n HT40 AV	Frequency(MHz):	5310
Polarity:	Horizontal	Test Voltage:	AC 120V_60Hz

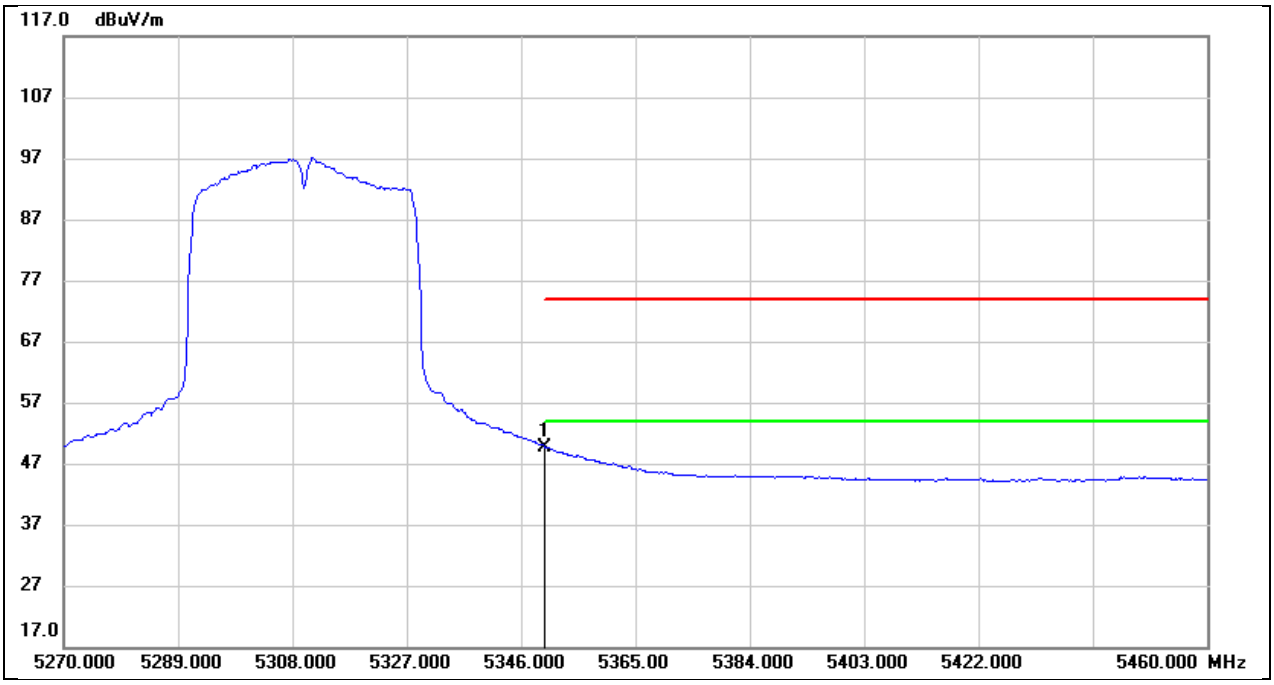

No.	Frequency (MHz)	Reading (dBuV)	Correct (dB/m)	Result (dBuV/m)	Limit (dBuV/m)	Margin (dB)	Remark
1	5350.000	9.10	40.46	49.56	54.00	-4.44	AVG

This report shall not be reproduced except in full, without the written approval of UL Verification Services (Guangzhou) Co., Ltd, Song Shan Lake Branch.

Test Mode:	802.11n HT40 PK	Frequency(MHz):	5510
Polarity:	Horizontal	Test Voltage:	AC 120V_60Hz

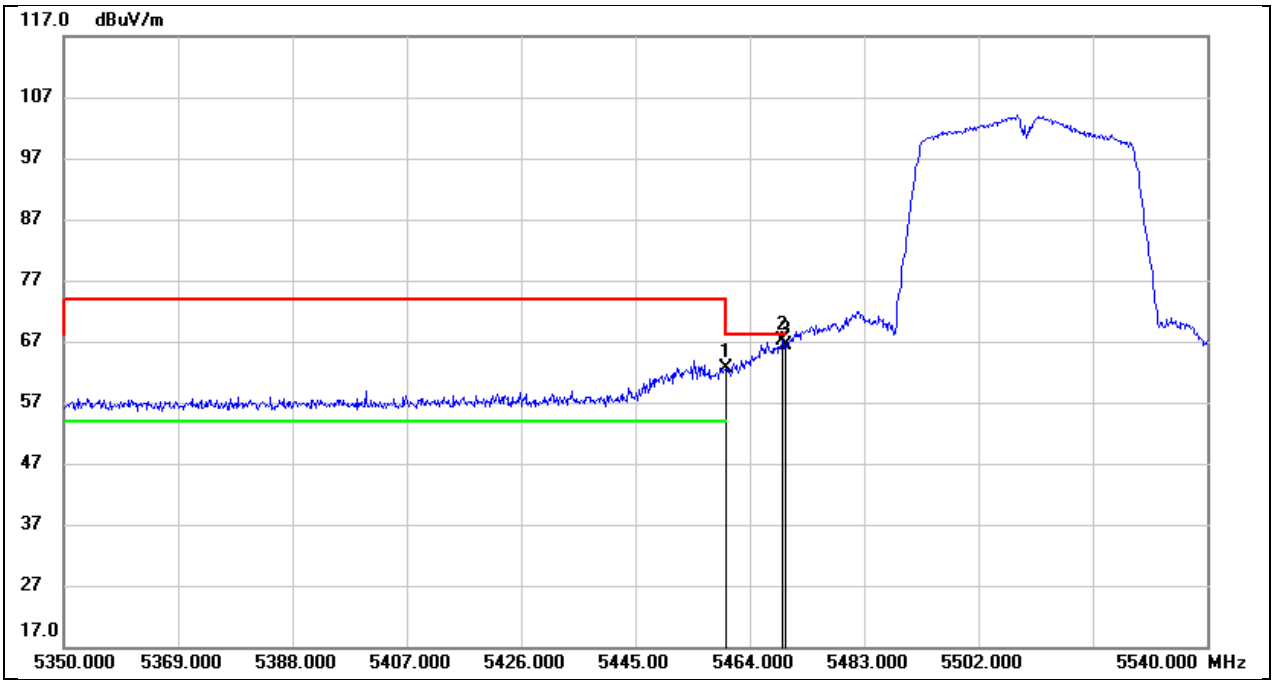

No.	Frequency (MHz)	Reading (dBuV)	Correct (dB/m)	Result (dBuV/m)	Limit (dBuV/m)	Margin (dB)	Remark
1	5460.000	21.88	40.79	62.67	68.20	-5.53	peak
2	5469.510	26.19	40.84	67.03	68.20	-1.17	peak
3	5470.000	25.52	40.84	66.36	68.20	-1.84	peak

This report shall not be reproduced except in full, without the written approval of UL Verification Services (Guangzhou) Co., Ltd, Song Shan Lake Branch.

Test Mode:	802.11n HT40 AV	Frequency(MHz):	5510
Polarity:	Horizontal	Test Voltage:	AC 120V_60Hz

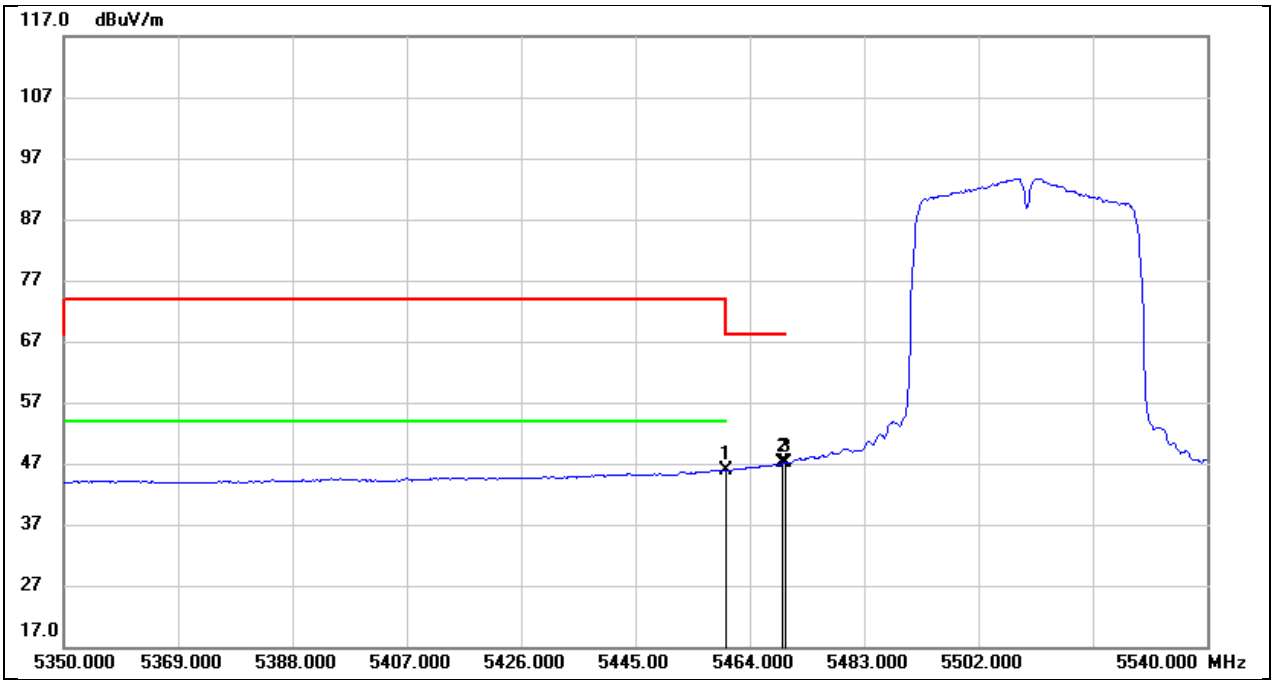

No.	Frequency (MHz)	Reading (dBuV)	Correct (dB/m)	Result (dBuV/m)	Limit (dBuV/m)	Margin (dB)	Remark
1	5460.000	5.15	40.79	45.94	54.00	-8.06	AVG
2	5469.510	6.19	40.84	47.03	68.20	-21.17	AVG
3	5470.000	6.20	40.84	47.04	68.20	-21.16	AVG

This report shall not be reproduced except in full, without the written approval of UL Verification Services (Guangzhou) Co., Ltd, Song Shan Lake Branch.

Test Mode:	802.11n HT40 PK	Frequency(MHz):	5670
Polarity:	Horizontal	Test Voltage:	AC 120V_60Hz

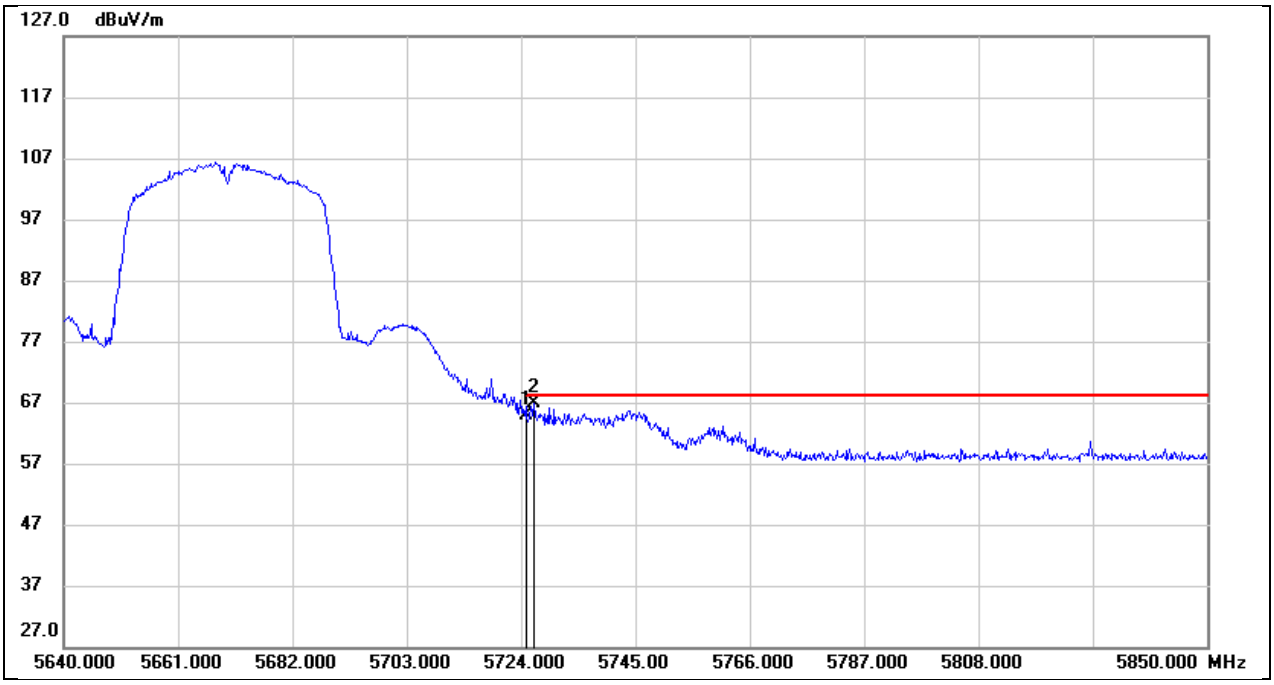

No.	Frequency (MHz)	Reading (dBuV)	Correct (dB/m)	Result (dBuV/m)	Limit (dBuV/m)	Margin (dB)	Remark
1	5725.000	23.75	41.24	64.99	68.20	-3.21	peak
2	5726.310	25.57	41.24	66.81	68.20	-1.39	peak

This report shall not be reproduced except in full, without the written approval of UL Verification Services (Guangzhou) Co., Ltd, Song Shan Lake Branch.

Test Mode:	802.11n HT40 PK	Frequency(MHz):	5755
Polarity:	Horizontal	Test Voltage:	AC 120V_60Hz

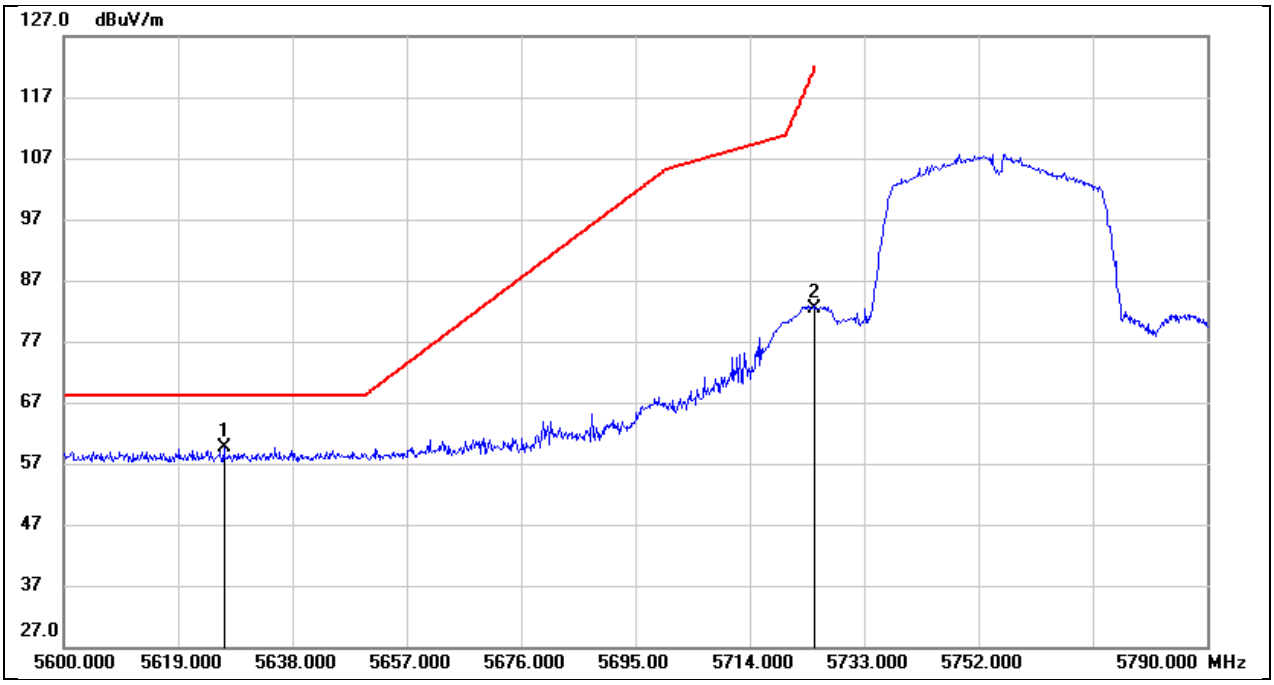

No.	Frequency (MHz)	Reading (dBuV)	Correct (dB/m)	Result (dBuV/m)	Limit (dBuV/m)	Margin (dB)	Remark
1	5626.600	18.34	41.36	59.70	68.20	-8.50	peak
2	5725.000	41.08	41.24	82.32	122.20	-39.88	peak

This report shall not be reproduced except in full, without the written approval of UL Verification Services (Guangzhou) Co., Ltd, Song Shan Lake Branch.

Test Mode:	802.11n HT40 PK	Frequency(MHz):	5795
Polarity:	Horizontal	Test Voltage:	AC 120V_60Hz

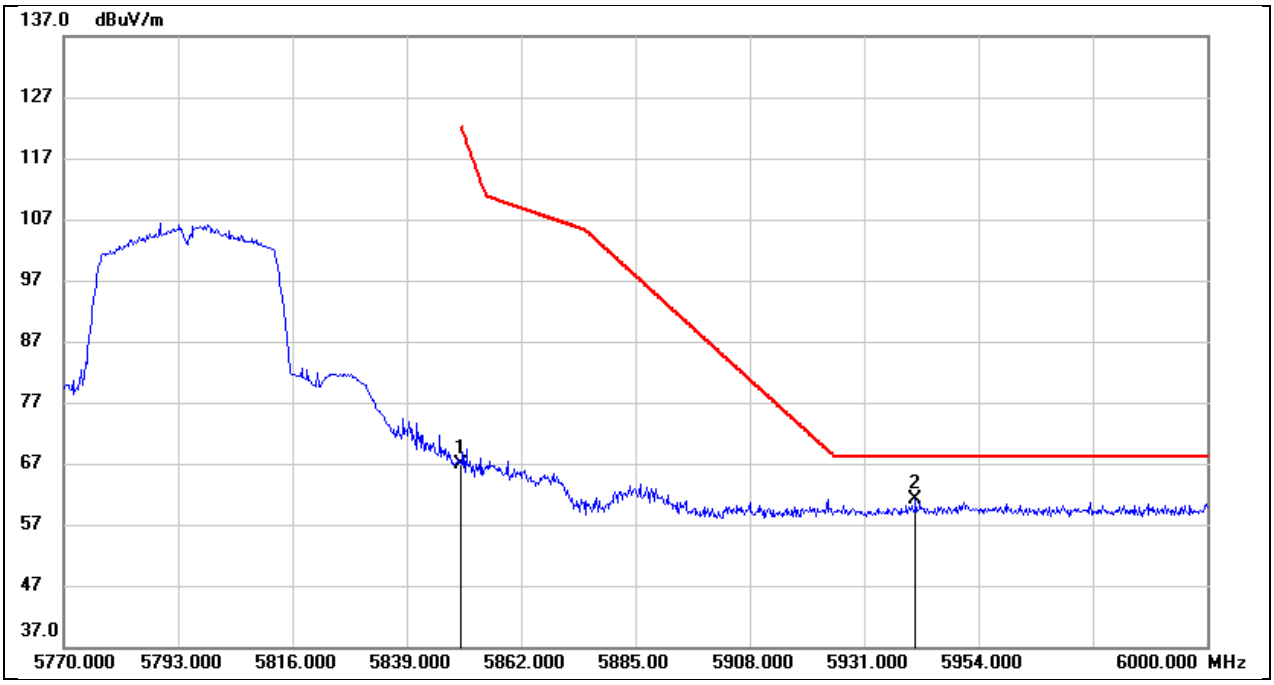

No.	Frequency (MHz)	Reading (dBuV)	Correct (dB/m)	Result (dBuV/m)	Limit (dBuV/m)	Margin (dB)	Remark
1	5850.000	25.51	41.37	66.88	122.20	-55.32	peak
2	5941.350	19.36	41.78	61.14	68.20	-7.06	peak

This report shall not be reproduced except in full, without the written approval of UL Verification Services (Guangzhou) Co., Ltd, Song Shan Lake Branch.

Test Mode:	802.11ac VHT80 PK	Frequency(MHz):	5210
Polarity:	Horizontal	Test Voltage:	AC 120V_60Hz

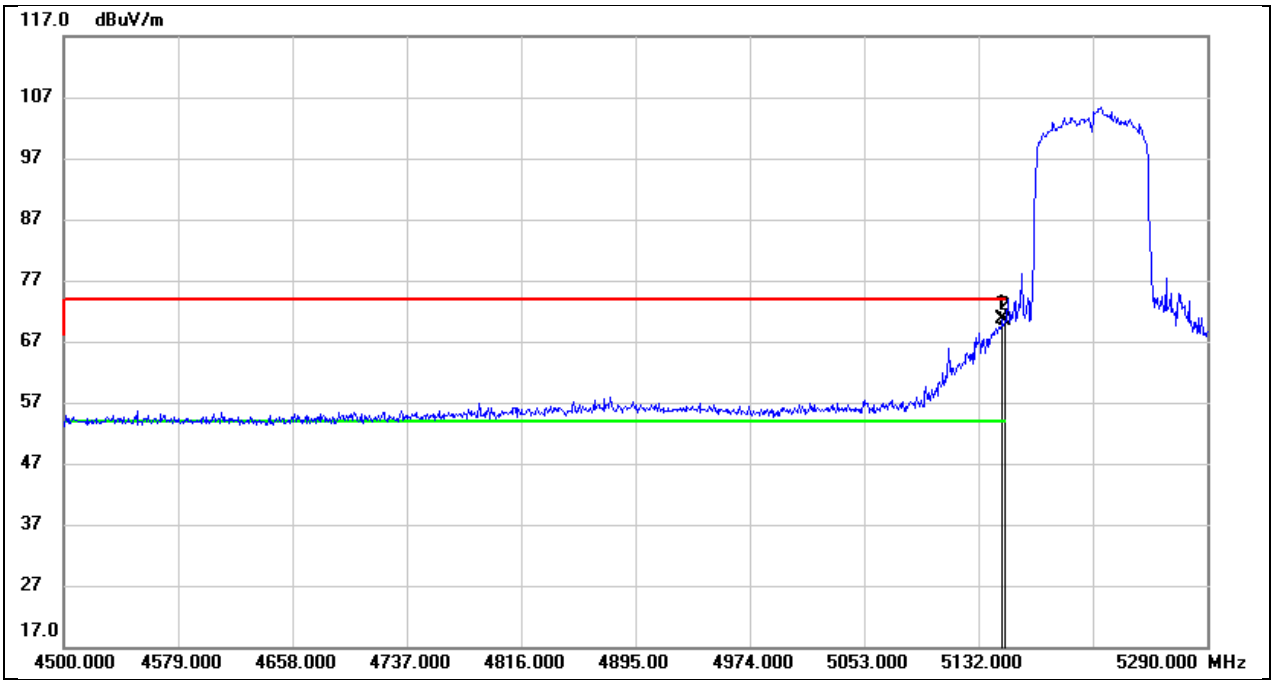

No.	Frequency (MHz)	Reading (dBuV)	Correct (dB/m)	Result (dBuV/m)	Limit (dBuV/m)	Margin (dB)	Remark
1	5148.590	30.35	40.21	70.56	74.00	-3.44	peak
2	5150.000	30.16	40.21	70.37	74.00	-3.63	peak

This report shall not be reproduced except in full, without the written approval of UL Verification Services (Guangzhou) Co., Ltd, Song Shan Lake Branch.

Test Mode:	802.11ac VHT80 AV	Frequency(MHz):	5210
Polarity:	Horizontal	Test Voltage:	AC 120V_60Hz

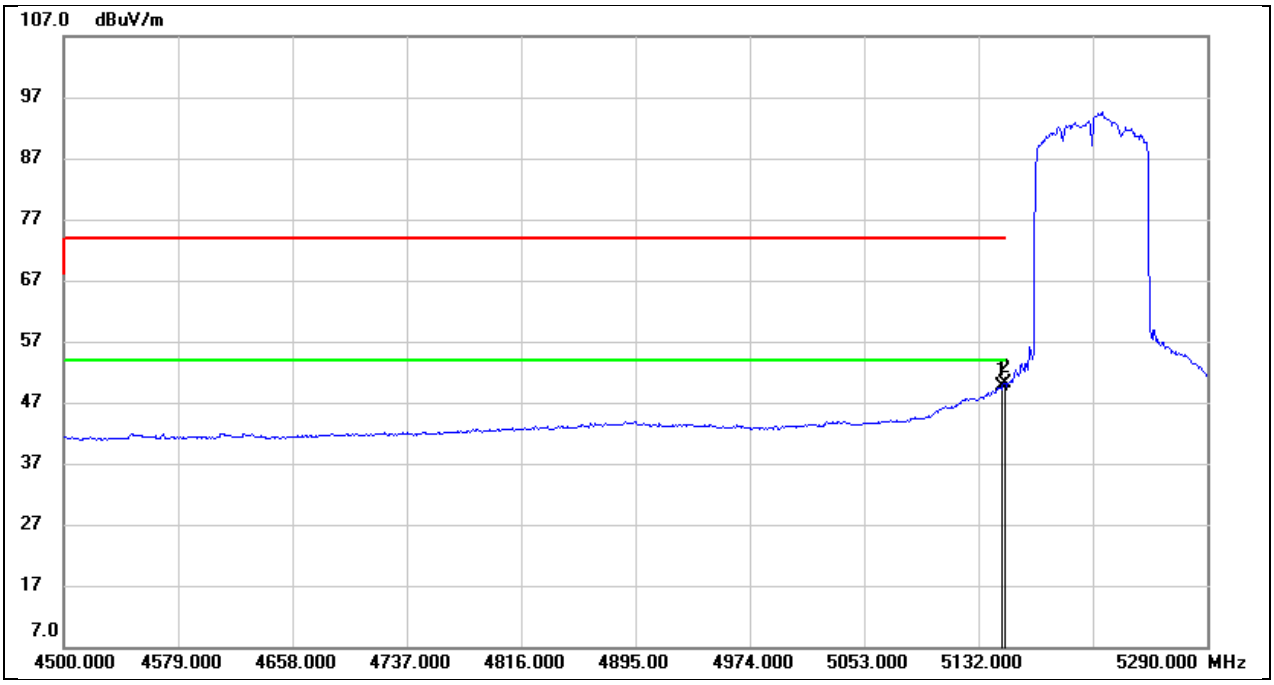

No.	Frequency (MHz)	Reading (dBuV)	Correct (dB/m)	Result (dBuV/m)	Limit (dBuV/m)	Margin (dB)	Remark
1	5148.590	9.31	40.21	49.52	54.00	-4.48	AVG
2	5150.000	9.98	40.21	50.19	54.00	-3.81	AVG

This report shall not be reproduced except in full, without the written approval of UL Verification Services (Guangzhou) Co., Ltd, Song Shan Lake Branch.

Test Mode:	802.11ac VHT80 PK	Frequency(MHz):	5290
Polarity:	Horizontal	Test Voltage:	AC 120V_60Hz

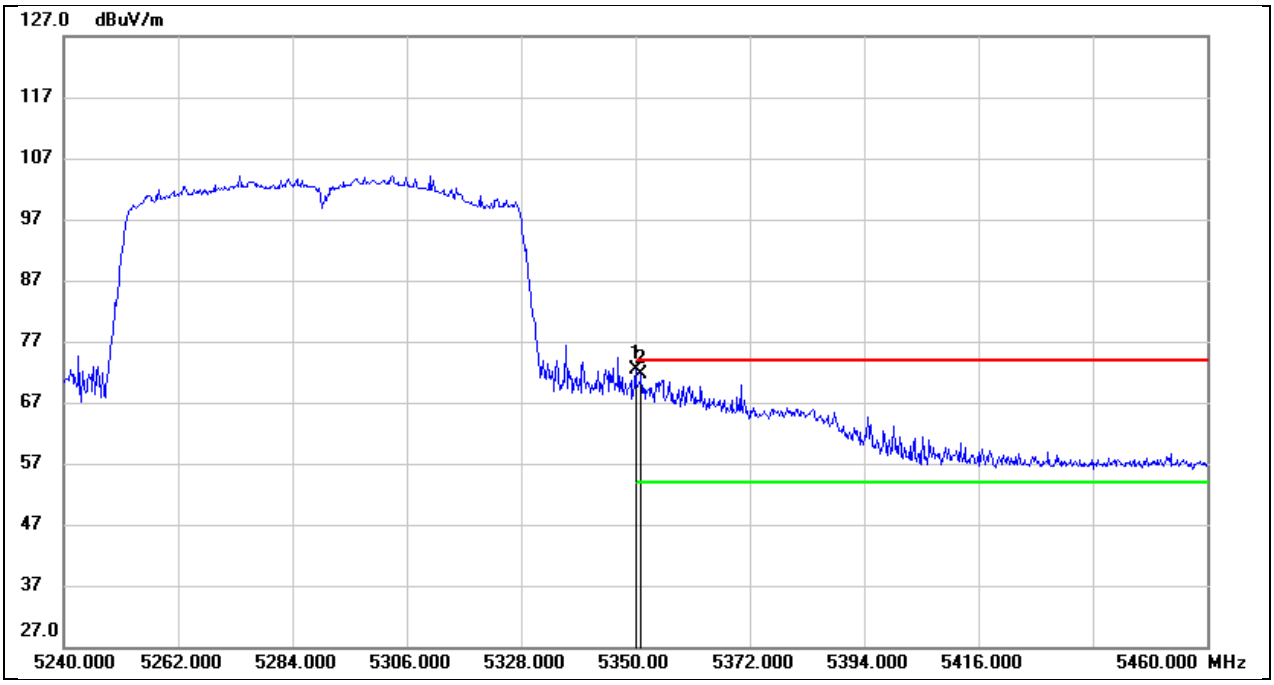

No.	Frequency (MHz)	Reading (dBuV)	Correct (dB/m)	Result (dBuV/m)	Limit (dBuV/m)	Margin (dB)	Remark
1	5350.000	31.82	40.46	72.28	74.00	-1.72	peak
2	5351.100	31.25	40.46	71.71	74.00	-2.29	peak

This report shall not be reproduced except in full, without the written approval of UL Verification Services (Guangzhou) Co., Ltd, Song Shan Lake Branch.

Test Mode:	802.11ac VHT80 AV	Frequency(MHz):	5290
Polarity:	Horizontal	Test Voltage:	AC 120V_60Hz

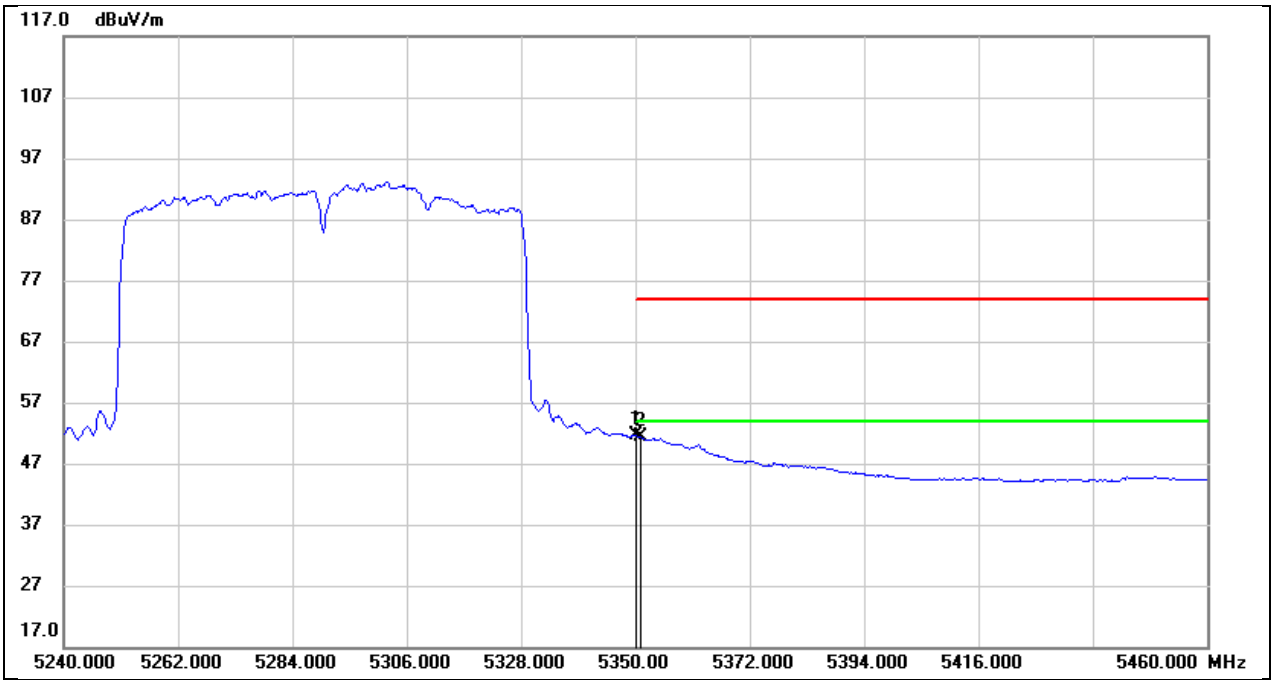

No.	Frequency (MHz)	Reading (dBuV)	Correct (dB/m)	Result (dBuV/m)	Limit (dBuV/m)	Margin (dB)	Remark
1	5350.000	11.17	40.46	51.63	54.00	-2.37	AVG
2	5351.100	10.93	40.46	51.39	54.00	-2.61	AVG

This report shall not be reproduced except in full, without the written approval of UL Verification Services (Guangzhou) Co., Ltd, Song Shan Lake Branch.

Test Mode:	802.11ac VHT80 PK	Frequency(MHz):	5530
Polarity:	Horizontal	Test Voltage:	AC 120V_60Hz

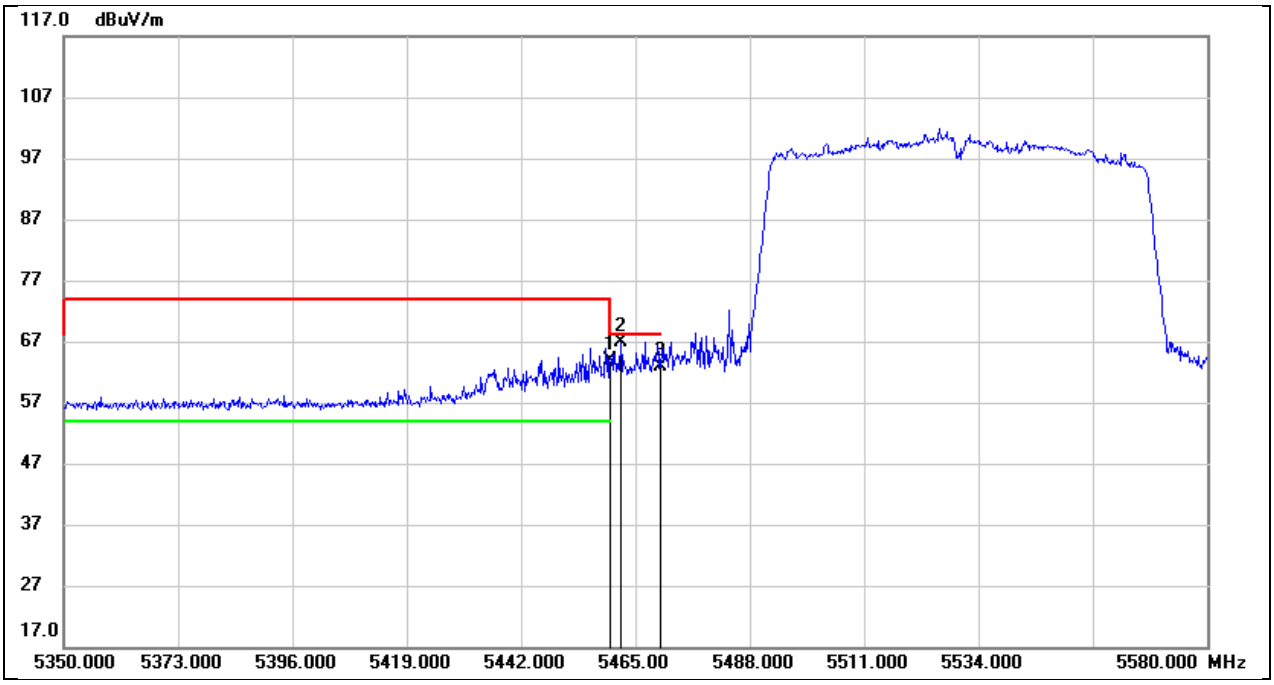

No.	Frequency (MHz)	Reading (dBuV)	Correct (dB/m)	Result (dBuV/m)	Limit (dBuV/m)	Margin (dB)	Remark
1	5460.000	22.97	40.79	63.76	68.20	-4.44	peak
2	5462.010	26.08	40.80	66.88	68.20	-1.32	peak
3	5470.000	22.13	40.84	62.97	68.20	-5.23	peak

This report shall not be reproduced except in full, without the written approval of UL Verification Services (Guangzhou) Co., Ltd, Song Shan Lake Branch.

Test Mode:	802.11ac VHT80 AV	Frequency(MHz):	5530
Polarity:	Horizontal	Test Voltage:	AC 120V_60Hz

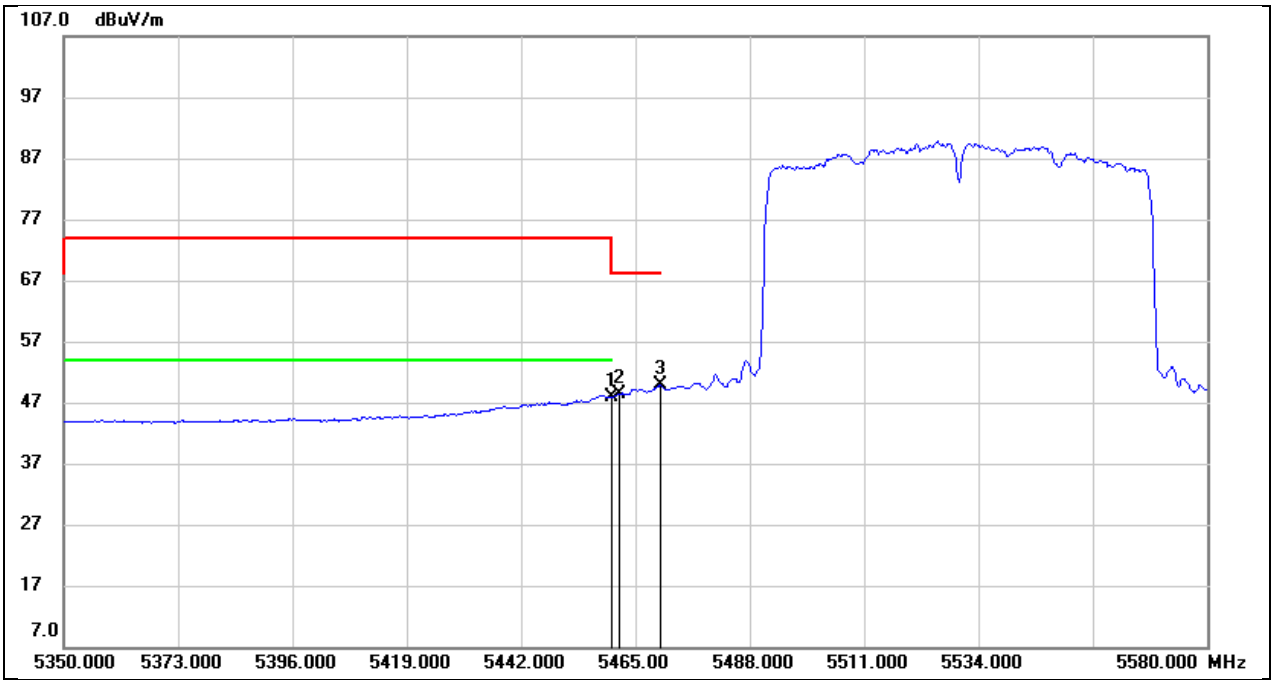

No.	Frequency (MHz)	Reading (dBuV)	Correct (dB/m)	Result (dBuV/m)	Limit (dBuV/m)	Margin (dB)	Remark
1	5460.000	7.13	40.79	47.92	54.00	-6.08	AVG
2	5462.010	7.63	40.80	48.43	68.20	-19.77	AVG
3	5470.000	9.01	40.84	49.85	68.20	-18.35	AVG

This report shall not be reproduced except in full, without the written approval of UL Verification Services (Guangzhou) Co., Ltd, Song Shan Lake Branch.

Test Mode:	802.11ac VHT80 PK	Frequency(MHz):	5610
Polarity:	Horizontal	Test Voltage:	AC 120V_60Hz

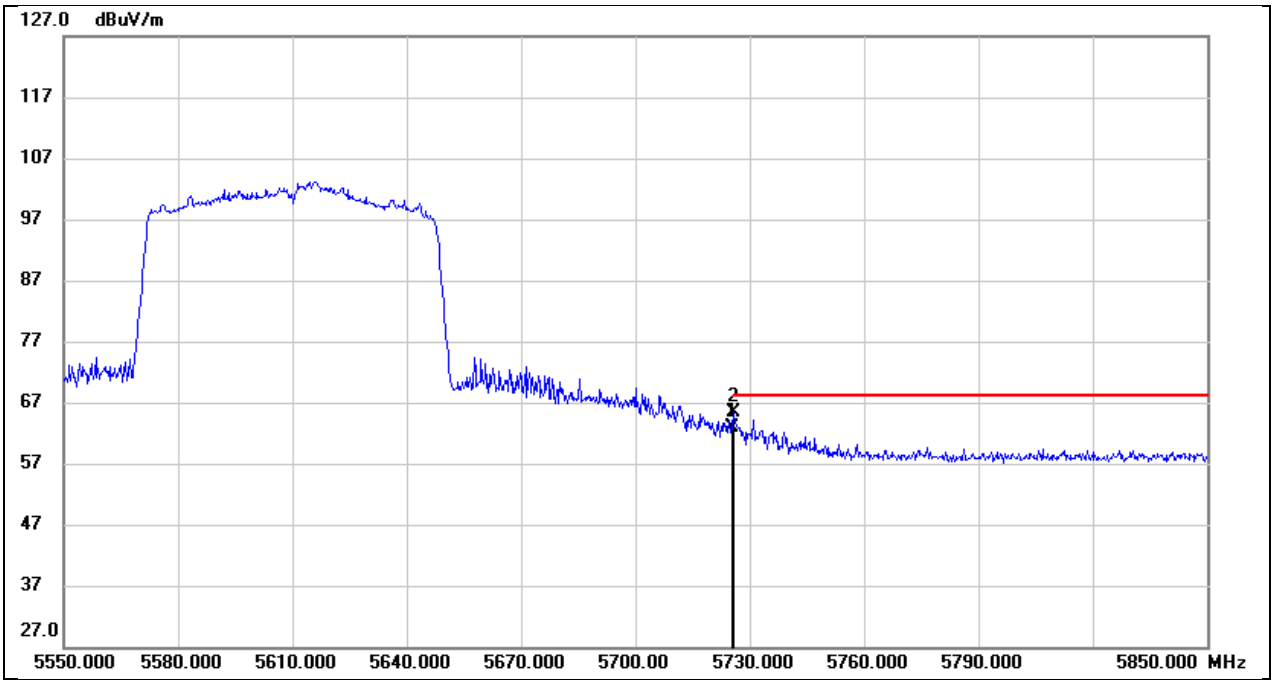

No.	Frequency (MHz)	Reading (dBuV)	Correct (dB/m)	Result (dBuV/m)	Limit (dBuV/m)	Margin (dB)	Remark
1	5725.000	21.55	41.24	62.79	68.20	-5.41	peak
2	5725.800	24.16	41.24	65.40	68.20	-2.80	peak

This report shall not be reproduced except in full, without the written approval of UL Verification Services (Guangzhou) Co., Ltd, Song Shan Lake Branch.

Test Mode:	802.11ac VHT80 PK	Frequency(MHz):	5775
Polarity:	Horizontal	Test Voltage:	AC 120V_60Hz

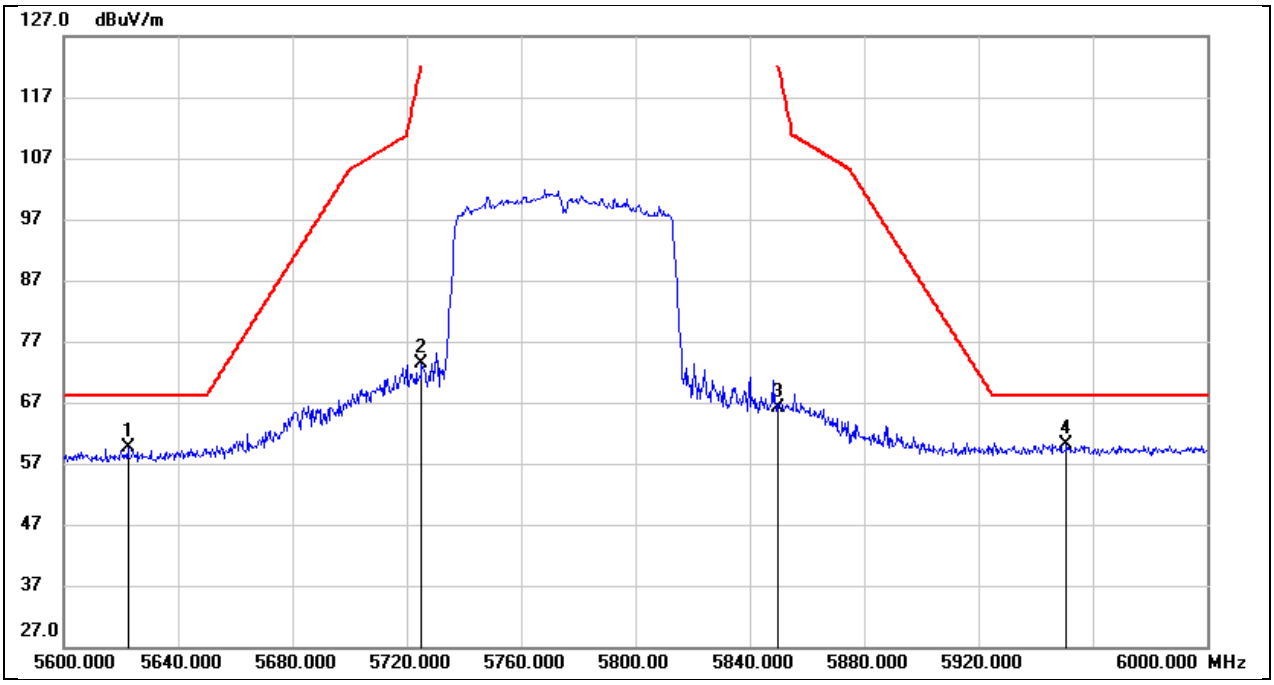

No.	Frequency (MHz)	Reading (dBuV)	Correct (dB/m)	Result (dBuV/m)	Limit (dBuV/m)	Margin (dB)	Remark
1	5622.400	18.23	41.36	59.59	68.20	-8.61	peak
2	5725.000	32.24	41.24	73.48	122.20	-48.72	peak
3	5850.000	24.68	41.37	66.05	122.20	-56.15	peak
4	5950.800	18.37	41.83	60.20	68.20	-8.00	peak

This report shall not be reproduced except in full, without the written approval of UL Verification Services (Guangzhou) Co., Ltd, Song Shan Lake Branch.

8.2. SPURIOUS EMISSIONS(1 GHZ~7 GHZ)

Test Mode:	802.11a 20 PK	Frequency(MHz):	5180
Polarity:	Horizontal	Test Voltage:	AC 120V_60Hz

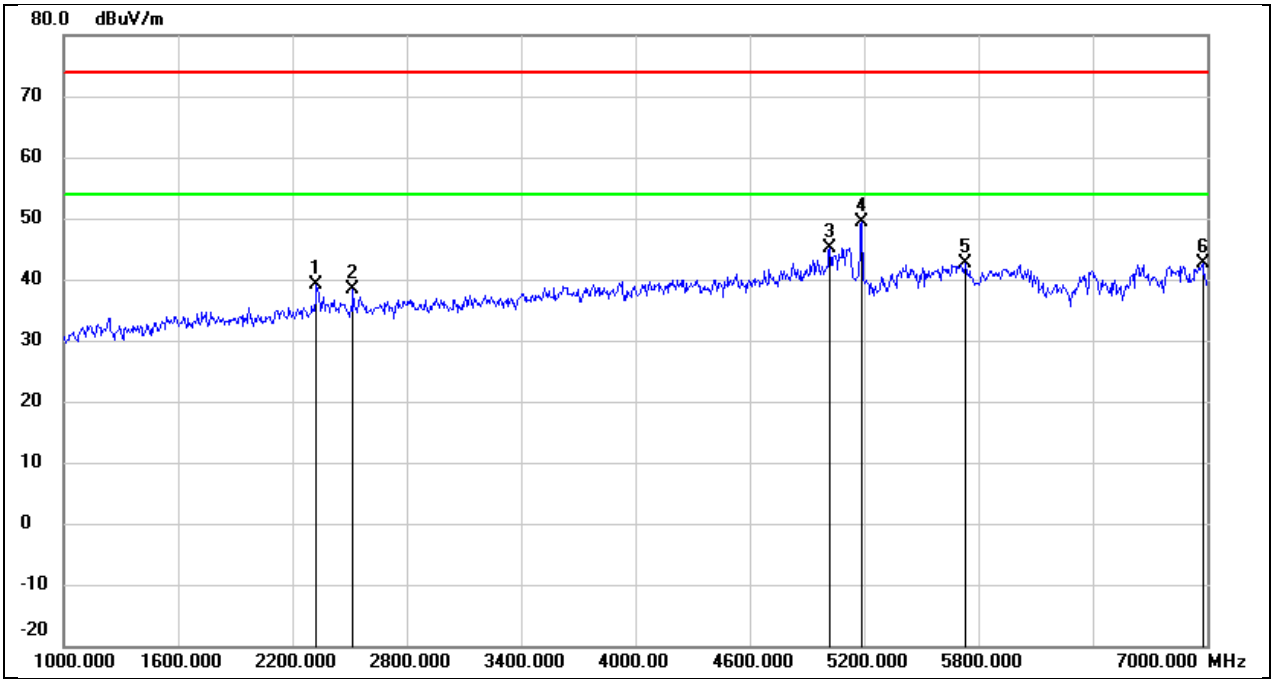

No.	Frequency (MHz)	Reading (dBuV)	Correct (dB/m)	Result (dBuV/m)	Limit (dBuV/m)	Margin (dB)	Remark
1	2326.000	47.00	-7.94	39.06	74.00	-34.94	peak
2	2518.000	45.80	-7.54	38.26	74.00	-35.74	peak
3	5020.000	44.30	0.84	45.14	74.00	-28.86	peak
4	5188.000	48.05	1.33	49.38	74.00	-24.62	peak
5	5734.000	40.06	2.61	42.67	74.00	-31.33	peak
6	6976.000	35.90	6.80	42.70	74.00	-31.30	peak

This report shall not be reproduced except in full, without the written approval of UL Verification Services (Guangzhou) Co., Ltd, Song Shan Lake Branch.

Test Mode:	802.11a 20 PK	Frequency(MHz):	5180
Polarity:	Vertical	Test Voltage:	AC 120V_60Hz

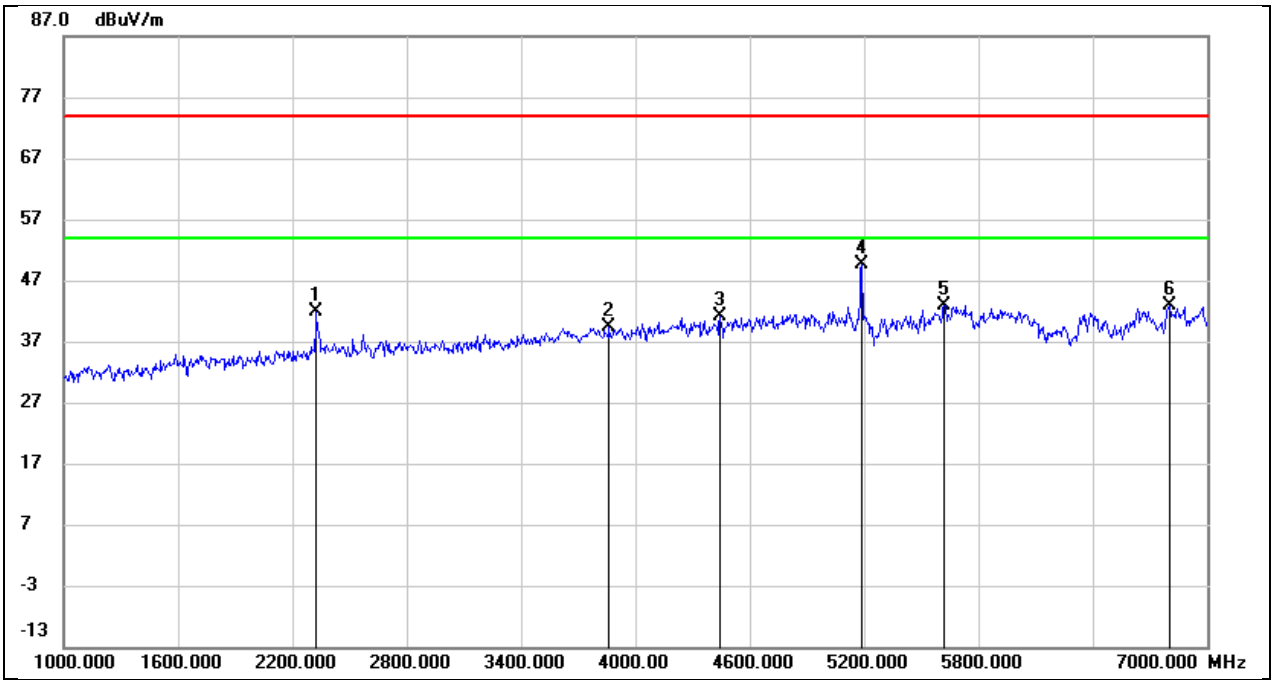

No.	Frequency (MHz)	Reading (dBuV)	Correct (dB/m)	Result (dBuV/m)	Limit (dBuV/m)	Margin (dB)	Remark
1	2326.000	49.94	-7.94	42.00	74.00	-32.00	peak
2	3862.000	42.17	-2.88	39.29	74.00	-34.71	peak
3	4444.000	42.51	-1.36	41.15	74.00	-32.85	peak
4	5188.000	48.32	1.33	49.65	74.00	-24.35	peak
5	5620.000	39.80	3.09	42.89	74.00	-31.11	peak
6	6802.000	37.69	5.15	42.84	74.00	-31.16	peak

This report shall not be reproduced except in full, without the written approval of UL Verification Services (Guangzhou) Co., Ltd, Song Shan Lake Branch.

Test Mode:	802.11a 20 PK	Frequency(MHz):	5200
Polarity:	Horizontal	Test Voltage:	AC 120V_60Hz

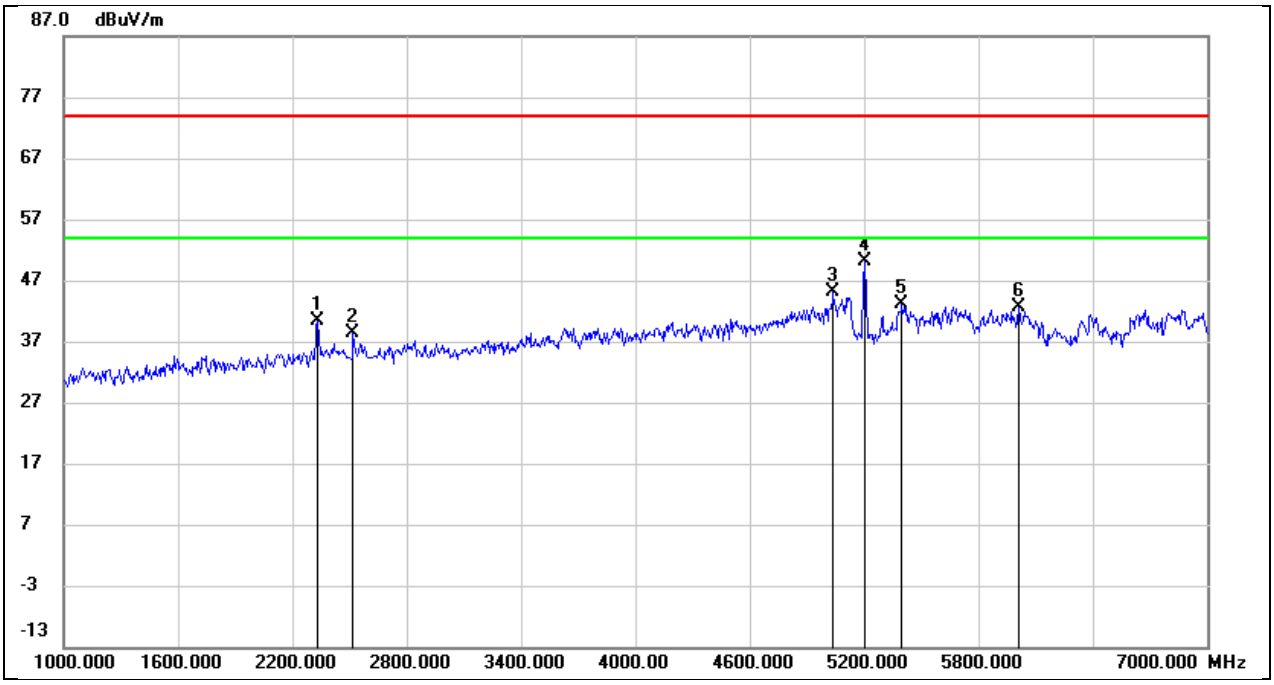

No.	Frequency (MHz)	Reading (dBuV)	Correct (dB/m)	Result (dBuV/m)	Limit (dBuV/m)	Margin (dB)	Remark
1	2332.000	48.22	-7.91	40.31	74.00	-33.69	peak
2	2518.000	45.94	-7.54	38.40	74.00	-35.60	peak
3	5038.000	44.30	0.89	45.19	74.00	-28.81	peak
4	5206.000	48.70	1.37	50.07	74.00	-23.93	peak
5	5398.000	41.28	1.77	43.05	74.00	-30.95	peak
6	6010.000	39.48	3.26	42.74	74.00	-31.26	peak

This report shall not be reproduced except in full, without the written approval of UL Verification Services (Guangzhou) Co., Ltd, Song Shan Lake Branch.

Test Mode:	802.11a 20 PK	Frequency(MHz):	5200
Polarity:	Vertical	Test Voltage:	AC 120V_60Hz

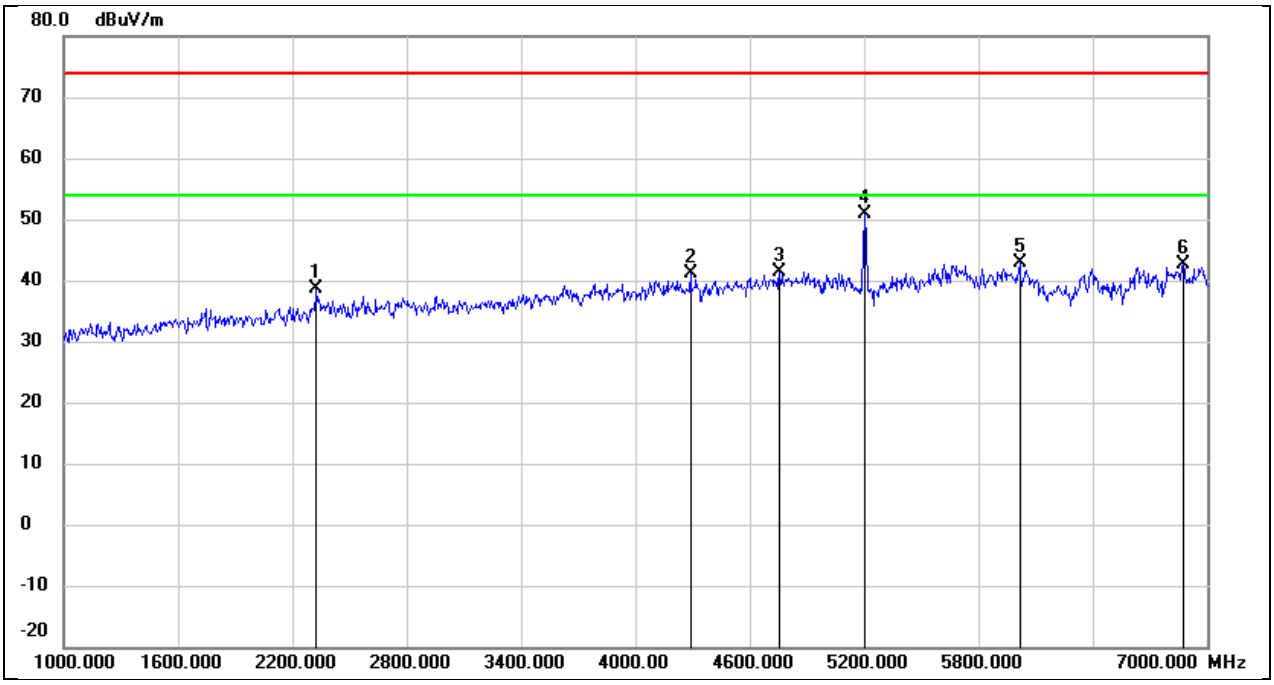

No.	Frequency (MHz)	Reading (dBuV)	Correct (dB/m)	Result (dBuV/m)	Limit (dBuV/m)	Margin (dB)	Remark
1	2326.000	46.58	-7.94	38.64	74.00	-35.36	peak
2	4288.000	42.70	-1.46	41.24	74.00	-32.76	peak
3	4756.000	41.60	-0.17	41.43	74.00	-32.57	peak
4	5200.000	49.49	1.36	50.85	74.00	-23.15	peak
5	6016.000	39.64	3.24	42.88	74.00	-31.12	peak
6	6874.000	36.87	5.83	42.70	74.00	-31.30	peak

This report shall not be reproduced except in full, without the written approval of UL Verification Services (Guangzhou) Co., Ltd, Song Shan Lake Branch.

Test Mode:	802.11a 20 PK	Frequency(MHz):	5240
Polarity:	Horizontal	Test Voltage:	AC 120V_60Hz

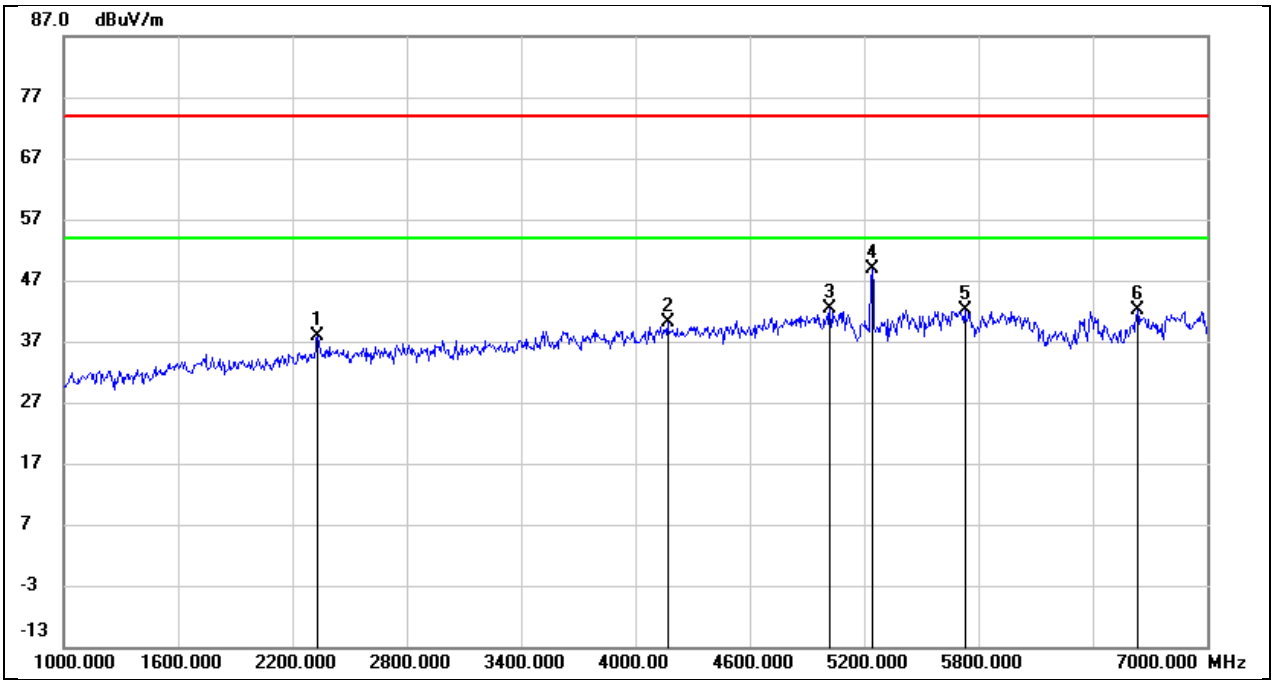

No.	Frequency (MHz)	Reading (dBuV)	Correct (dB/m)	Result (dBuV/m)	Limit (dBuV/m)	Margin (dB)	Remark
1	2332.000	45.88	-7.91	37.97	74.00	-36.03	peak
2	4168.000	41.91	-1.71	40.20	74.00	-33.80	peak
3	5020.000	41.65	0.84	42.49	74.00	-31.51	peak
4	5242.000	47.34	1.44	48.78	74.00	-25.22	peak
5	5728.000	39.43	2.64	42.07	74.00	-31.93	peak
6	6634.000	37.33	4.69	42.02	74.00	-31.98	peak

This report shall not be reproduced except in full, without the written approval of UL Verification Services (Guangzhou) Co., Ltd, Song Shan Lake Branch.

Test Mode:	802.11a 20 PK	Frequency(MHz):	5240
Polarity:	Vertical	Test Voltage:	AC 120V_60Hz

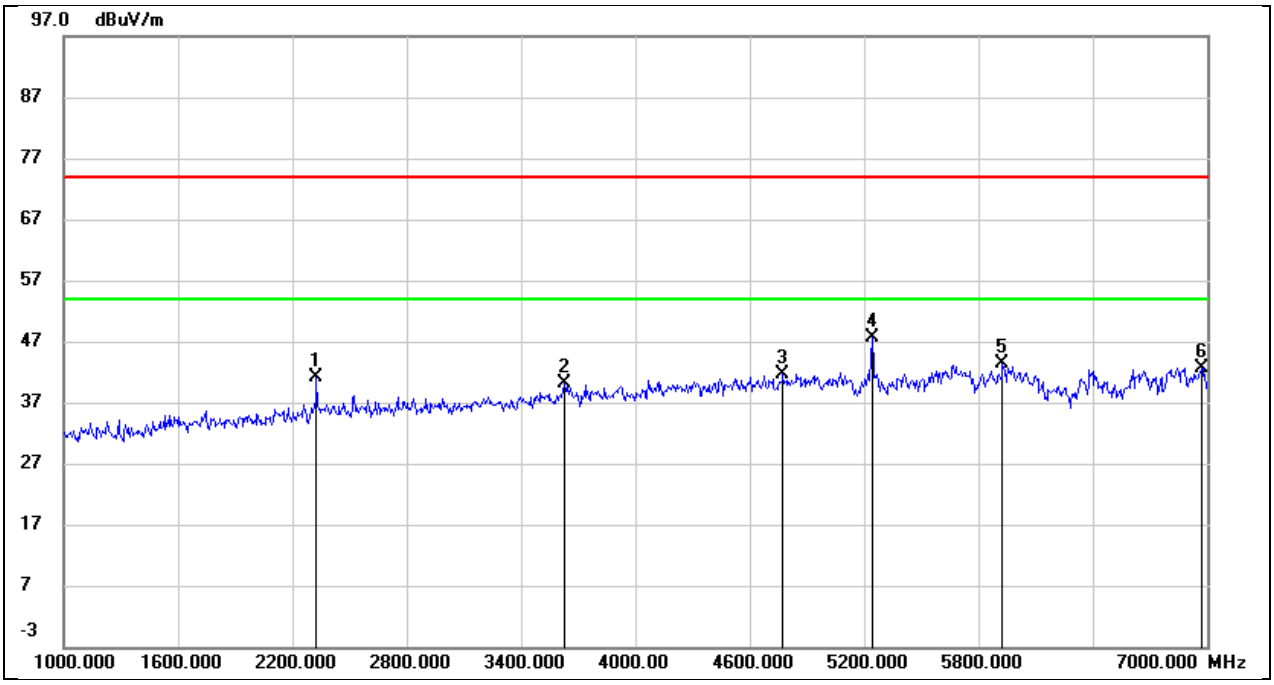

No.	Frequency (MHz)	Reading (dBuV)	Correct (dB/m)	Result (dBuV/m)	Limit (dBuV/m)	Margin (dB)	Remark
1	2326.000	49.14	-7.94	41.20	74.00	-32.80	peak
2	3628.000	43.66	-3.62	40.04	74.00	-33.96	peak
3	4774.000	41.69	-0.08	41.61	74.00	-32.39	peak
4	5242.000	46.30	1.44	47.74	74.00	-26.26	peak
5	5926.000	40.38	2.93	43.31	74.00	-30.69	peak
6	6970.000	36.00	6.74	42.74	74.00	-31.26	peak

This report shall not be reproduced except in full, without the written approval of UL Verification Services (Guangzhou) Co., Ltd, Song Shan Lake Branch.

Test Mode:	802.11a 20 PK	Frequency(MHz):	5260
Polarity:	Horizontal	Test Voltage:	AC 120V_60Hz

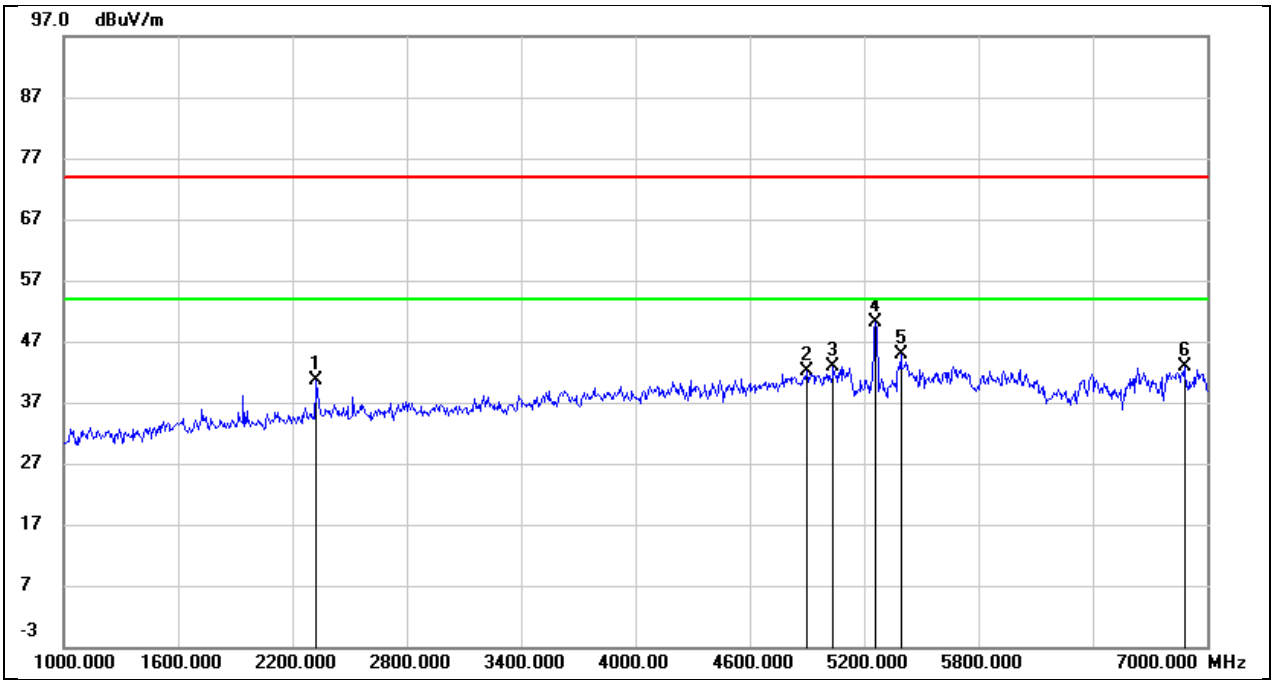

No.	Frequency (MHz)	Reading (dBuV)	Correct (dB/m)	Result (dBuV/m)	Limit (dBuV/m)	Margin (dB)	Remark
1	2326.000	48.64	-7.94	40.70	74.00	-33.30	peak
2	4900.000	41.63	0.41	42.04	74.00	-31.96	peak
3	5038.000	41.95	0.89	42.84	74.00	-31.16	peak
4	5260.000	48.67	1.49	50.16	74.00	-23.84	peak
5	5392.000	43.02	1.75	44.77	74.00	-29.23	peak
6	6880.000	37.05	5.89	42.94	74.00	-31.06	peak

This report shall not be reproduced except in full, without the written approval of UL Verification Services (Guangzhou) Co., Ltd, Song Shan Lake Branch.

Test Mode:	802.11a 20 PK	Frequency(MHz):	5260
Polarity:	Vertical	Test Voltage:	AC 120V_60Hz

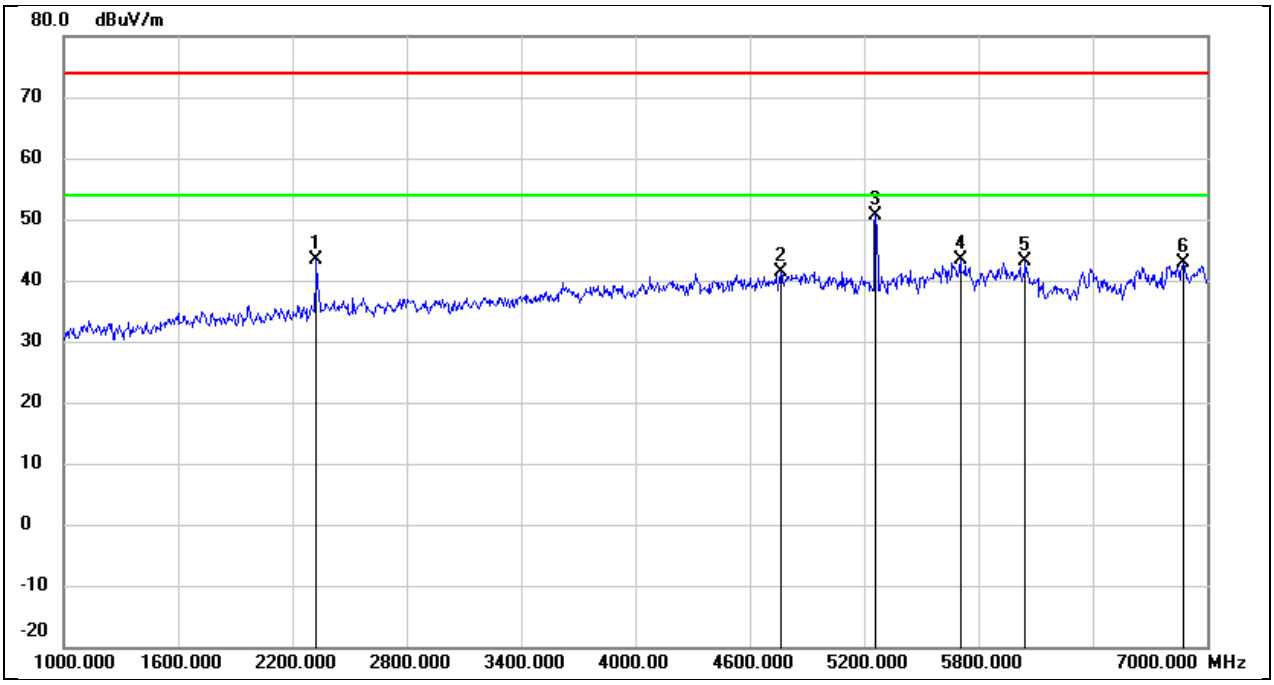

No.	Frequency (MHz)	Reading (dBuV)	Correct (dB/m)	Result (dBuV/m)	Limit (dBuV/m)	Margin (dB)	Remark
1	2326.000	51.42	-7.94	43.48	74.00	-30.52	peak
2	4762.000	41.49	-0.14	41.35	74.00	-32.65	peak
3	5260.000	49.22	1.49	50.71	74.00	-23.29	peak
4	5704.000	40.59	2.74	43.33	74.00	-30.67	peak
5	6046.000	39.92	3.16	43.08	74.00	-30.92	peak
6	6874.000	37.00	5.83	42.83	74.00	-31.17	peak

This report shall not be reproduced except in full, without the written approval of UL Verification Services (Guangzhou) Co., Ltd, Song Shan Lake Branch.

Test Mode:	802.11a 20 PK	Frequency(MHz):	5280
Polarity:	Horizontal	Test Voltage:	AC 120V_60Hz

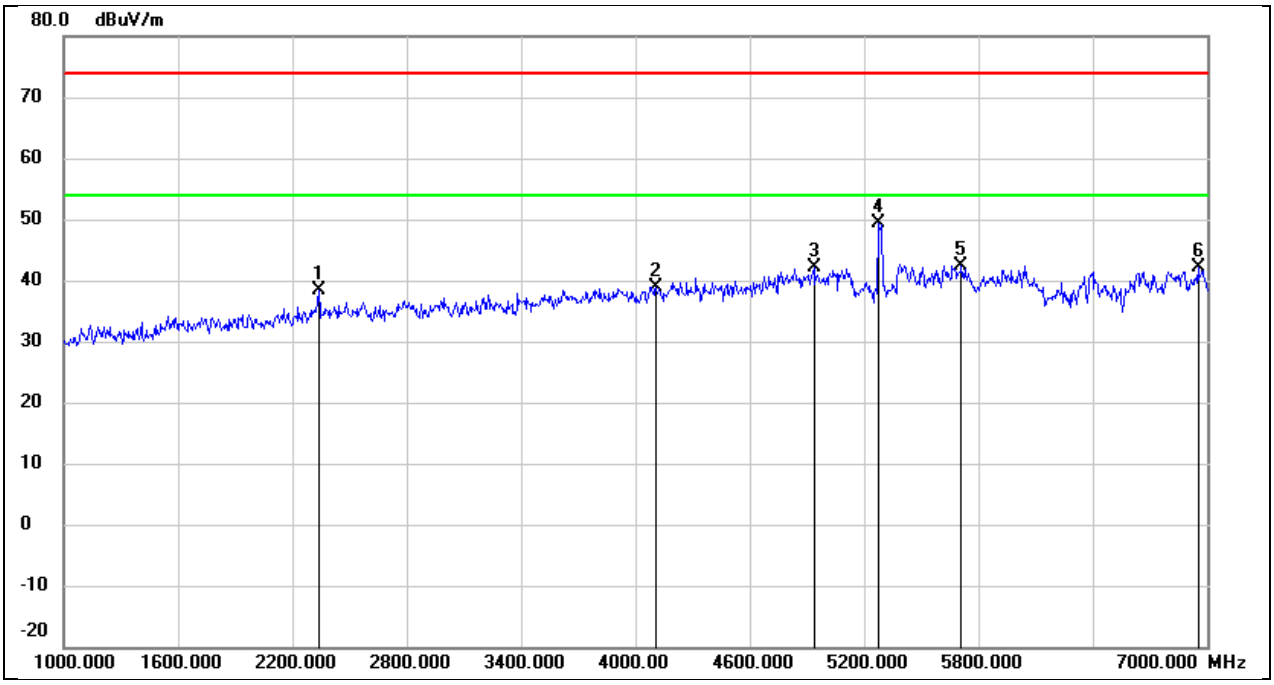

No.	Frequency (MHz)	Reading (dBuV)	Correct (dB/m)	Result (dBuV/m)	Limit (dBuV/m)	Margin (dB)	Remark
1	2338.000	46.16	-7.85	38.31	74.00	-35.69	peak
2	4108.000	41.09	-2.20	38.89	74.00	-35.11	peak
3	4936.000	41.48	0.54	42.02	74.00	-31.98	peak
4	5272.000	47.81	1.51	49.32	74.00	-24.68	peak
5	5710.000	39.77	2.72	42.49	74.00	-31.51	peak
6	6952.000	35.54	6.56	42.10	74.00	-31.90	peak

This report shall not be reproduced except in full, without the written approval of UL Verification Services (Guangzhou) Co., Ltd, Song Shan Lake Branch.

Test Mode:	802.11a 20 PK	Frequency(MHz):	5280
Polarity:	Vertical	Test Voltage:	AC 120V_60Hz

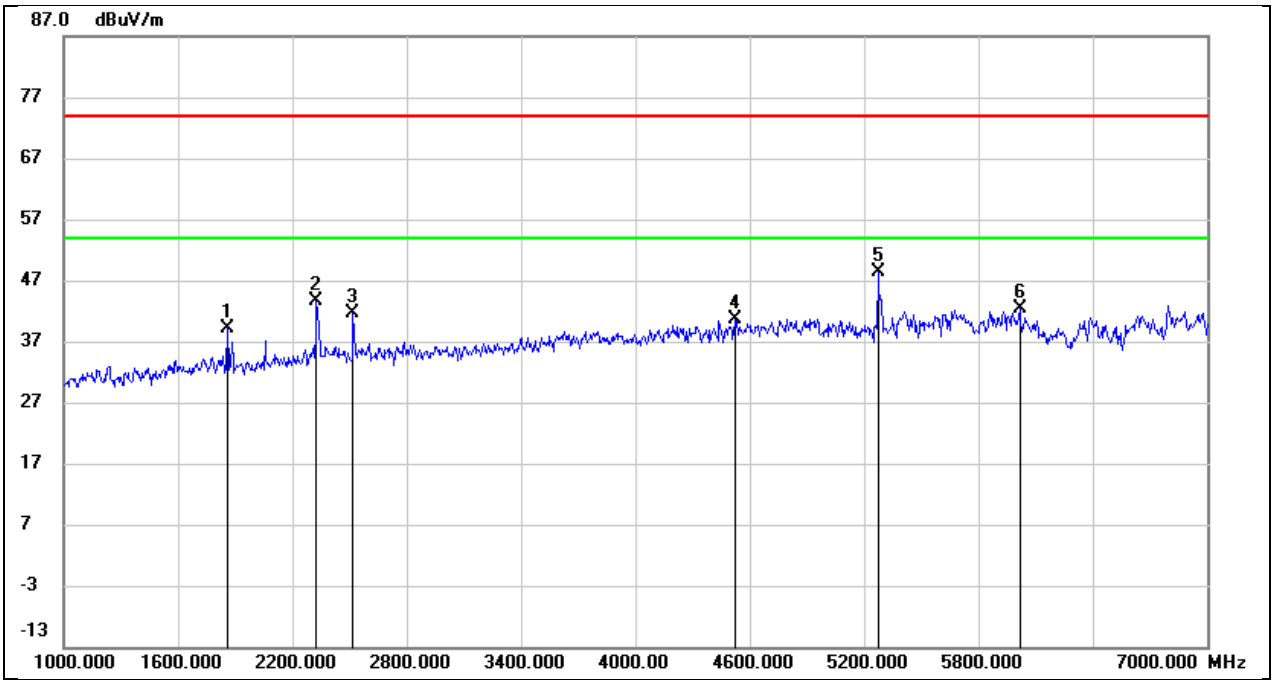

No.	Frequency (MHz)	Reading (dBuV)	Correct (dB/m)	Result (dBuV/m)	Limit (dBuV/m)	Margin (dB)	Remark
1	1858.000	49.33	-10.20	39.13	74.00	-34.87	peak
2	2326.000	51.62	-7.94	43.68	74.00	-30.32	peak
3	2518.000	49.13	-7.54	41.59	74.00	-32.41	peak
4	4522.000	41.68	-1.14	40.54	74.00	-33.46	peak
5	5272.000	46.94	1.51	48.45	74.00	-25.55	peak
6	6016.000	39.08	3.24	42.32	74.00	-31.68	peak

This report shall not be reproduced except in full, without the written approval of UL Verification Services (Guangzhou) Co., Ltd, Song Shan Lake Branch.

Test Mode:	802.11a 20 PK	Frequency(MHz):	5320
Polarity:	Horizontal	Test Voltage:	AC 120V_60Hz

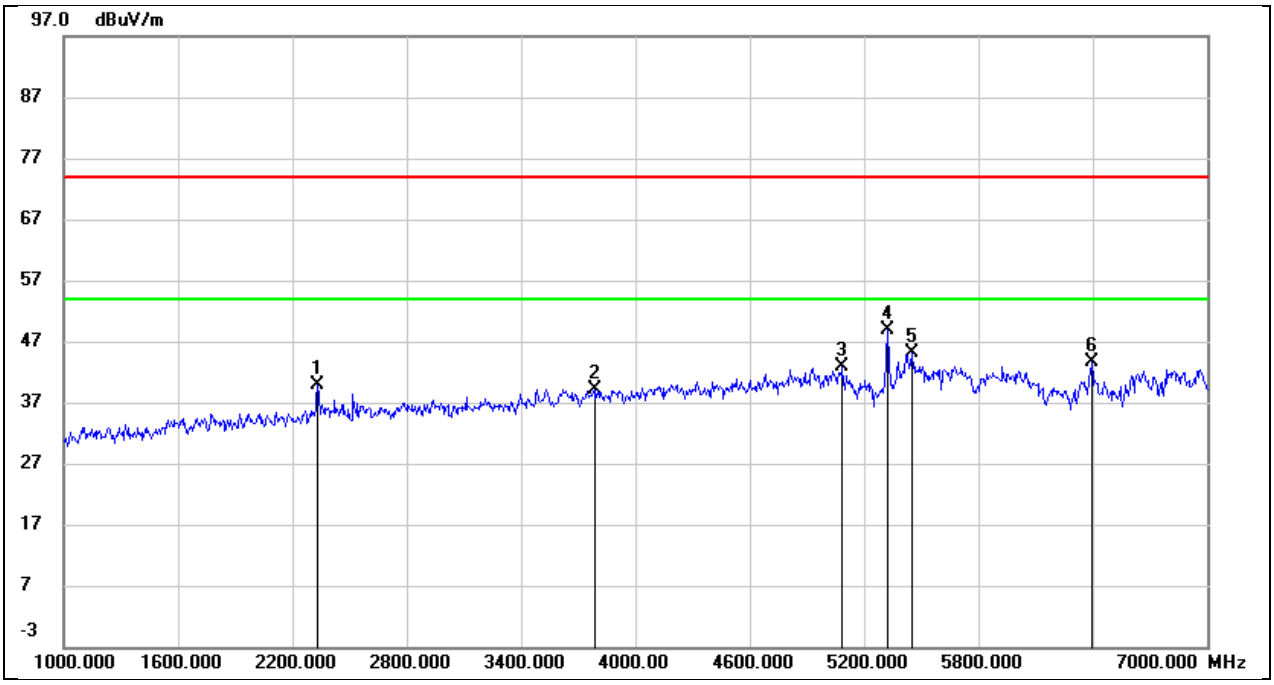

No.	Frequency (MHz)	Reading (dBuV)	Correct (dB/m)	Result (dBuV/m)	Limit (dBuV/m)	Margin (dB)	Remark
1	2332.000	47.75	-7.91	39.84	74.00	-34.16	peak
2	3784.000	42.04	-2.85	39.19	74.00	-34.81	peak
3	5086.000	41.73	1.03	42.76	74.00	-31.24	peak
4	5320.000	47.17	1.60	48.77	74.00	-25.23	peak
5	5452.000	42.93	2.16	45.09	74.00	-28.91	peak
6	6394.000	39.81	3.93	43.74	74.00	-30.26	peak

This report shall not be reproduced except in full, without the written approval of UL Verification Services (Guangzhou) Co., Ltd, Song Shan Lake Branch.

Test Mode:	802.11a 20 PK	Frequency(MHz):	5320
Polarity:	Vertical	Test Voltage:	AC 120V_60Hz

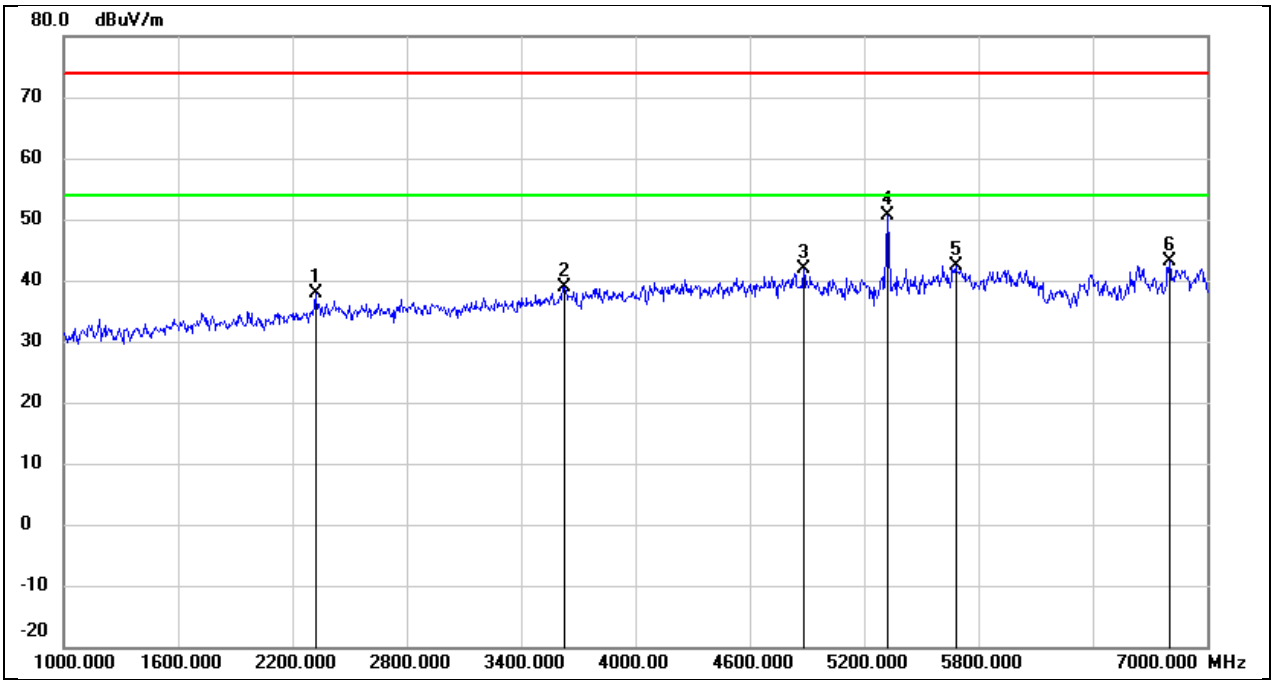

No.	Frequency (MHz)	Reading (dBuV)	Correct (dB/m)	Result (dBuV/m)	Limit (dBuV/m)	Margin (dB)	Remark
1	2320.000	45.78	-8.00	37.78	74.00	-36.22	peak
2	3628.000	42.53	-3.62	38.91	74.00	-35.09	peak
3	4882.000	41.43	0.34	41.77	74.00	-32.23	peak
4	5326.000	48.98	1.61	50.59	74.00	-23.41	peak
5	5680.000	39.45	2.85	42.30	74.00	-31.70	peak
6	6802.000	38.08	5.15	43.23	74.00	-30.77	peak

This report shall not be reproduced except in full, without the written approval of UL Verification Services (Guangzhou) Co., Ltd, Song Shan Lake Branch.

Test Mode:	802.11a 20 PK	Frequency(MHz):	5500
Polarity:	Horizontal	Test Voltage:	AC 120V_60Hz

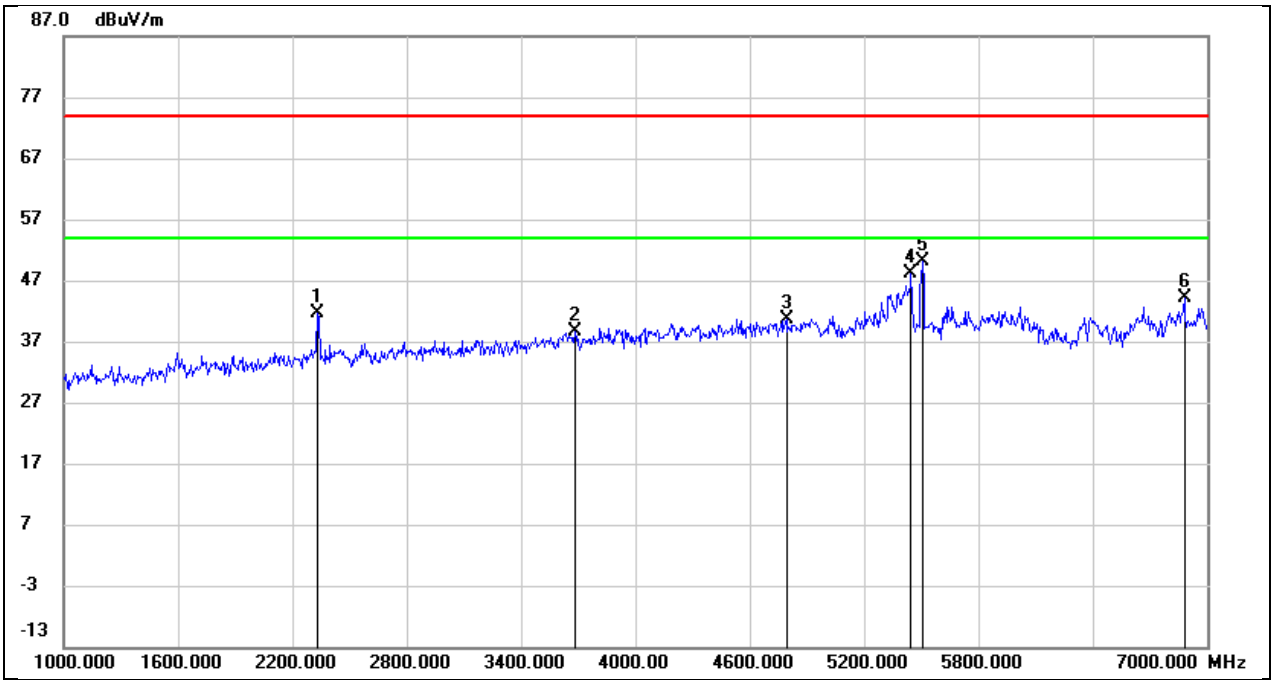

No.	Frequency (MHz)	Reading (dBuV)	Correct (dB/m)	Result (dBuV/m)	Limit (dBuV/m)	Margin (dB)	Remark
1	2332.000	49.45	-7.91	41.54	74.00	-32.46	peak
2	3682.000	41.92	-3.36	38.56	74.00	-35.44	peak
3	4792.000	40.71	0.01	40.72	74.00	-33.28	peak
4	5446.000	46.09	2.11	48.20	74.00	-25.80	peak
5	5506.000	47.51	2.57	50.08	74.00	-23.92	peak
6	6880.000	38.20	5.89	44.09	74.00	-29.91	peak

This report shall not be reproduced except in full, without the written approval of UL Verification Services (Guangzhou) Co., Ltd, Song Shan Lake Branch.

Test Mode:	802.11a 20 PK	Frequency(MHz):	5500
Polarity:	Vertical	Test Voltage:	AC 120V_60Hz

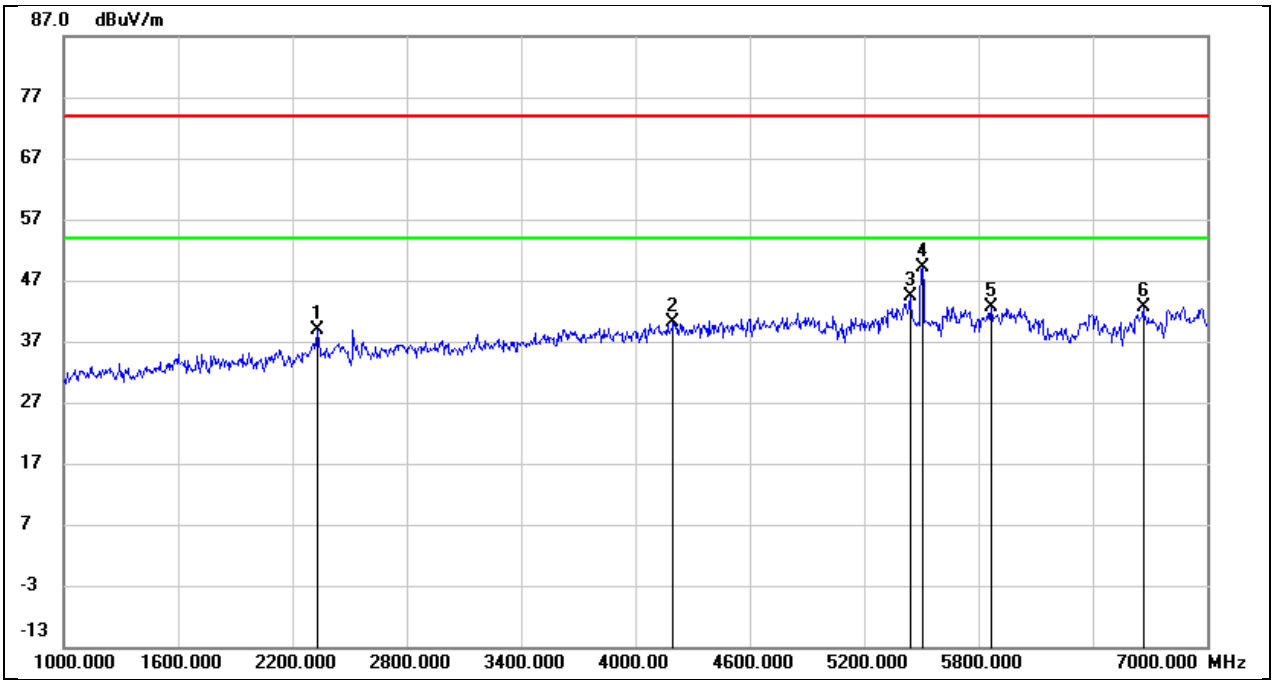

No.	Frequency (MHz)	Reading (dBuV)	Correct (dB/m)	Result (dBuV/m)	Limit (dBuV/m)	Margin (dB)	Remark
1	2332.000	46.86	-7.91	38.95	74.00	-35.05	peak
2	4198.000	41.52	-1.46	40.06	74.00	-33.94	peak
3	5440.000	42.22	2.07	44.29	74.00	-29.71	peak
4	5506.000	46.67	2.57	49.24	74.00	-24.76	peak
5	5866.000	40.06	2.66	42.72	74.00	-31.28	peak
6	6664.000	37.94	4.78	42.72	74.00	-31.28	peak

This report shall not be reproduced except in full, without the written approval of UL Verification Services (Guangzhou) Co., Ltd, Song Shan Lake Branch.

Test Mode:	802.11a 20 PK	Frequency(MHz):	5580
Polarity:	Horizontal	Test Voltage:	AC 120V_60Hz

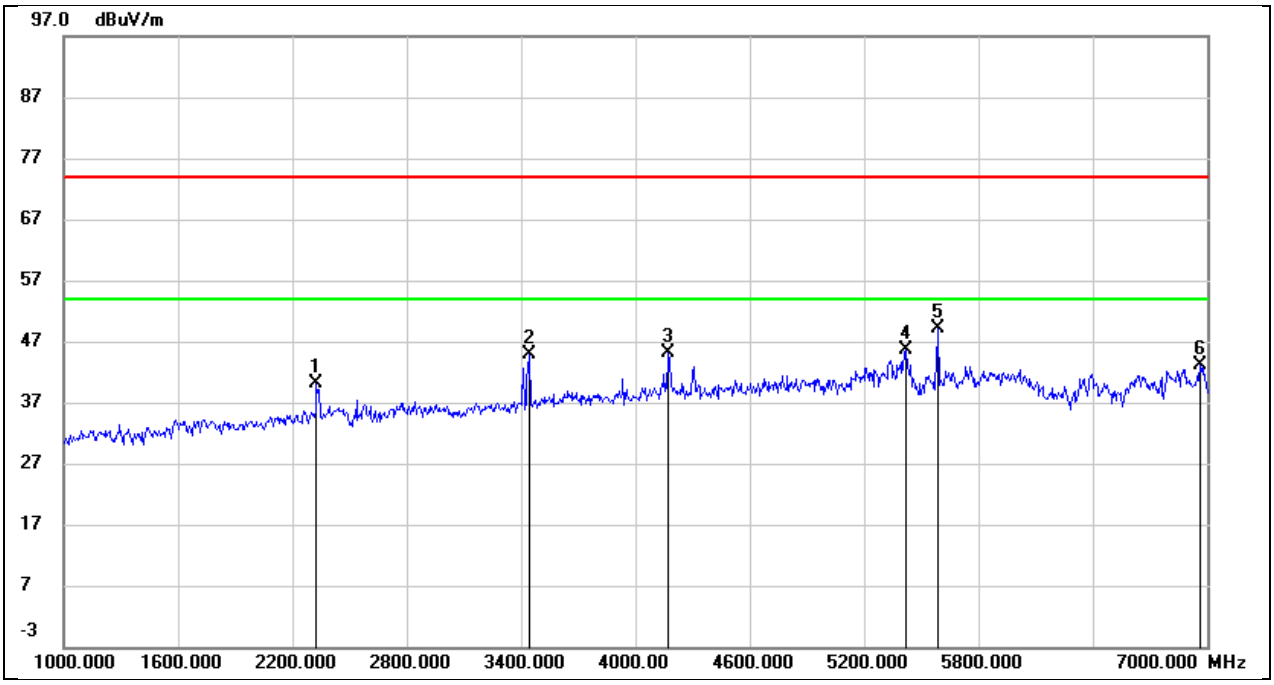

No.	Frequency (MHz)	Reading (dBuV)	Correct (dB/m)	Result (dBuV/m)	Limit (dBuV/m)	Margin (dB)	Remark
1	2326.000	48.17	-7.94	40.23	74.00	-33.77	peak
2	3442.000	49.81	-4.98	44.83	74.00	-29.17	peak
3	4174.000	46.70	-1.66	45.04	74.00	-28.96	peak
4	5416.000	43.62	1.89	45.51	74.00	-28.49	peak
5	5590.000	45.89	3.12	49.01	74.00	-24.99	peak
6	6964.000	36.36	6.69	43.05	74.00	-30.95	peak

This report shall not be reproduced except in full, without the written approval of UL Verification Services (Guangzhou) Co., Ltd, Song Shan Lake Branch.

Test Mode:	802.11a 20 PK	Frequency(MHz):	5580
Polarity:	Vertical	Test Voltage:	AC 120V_60Hz

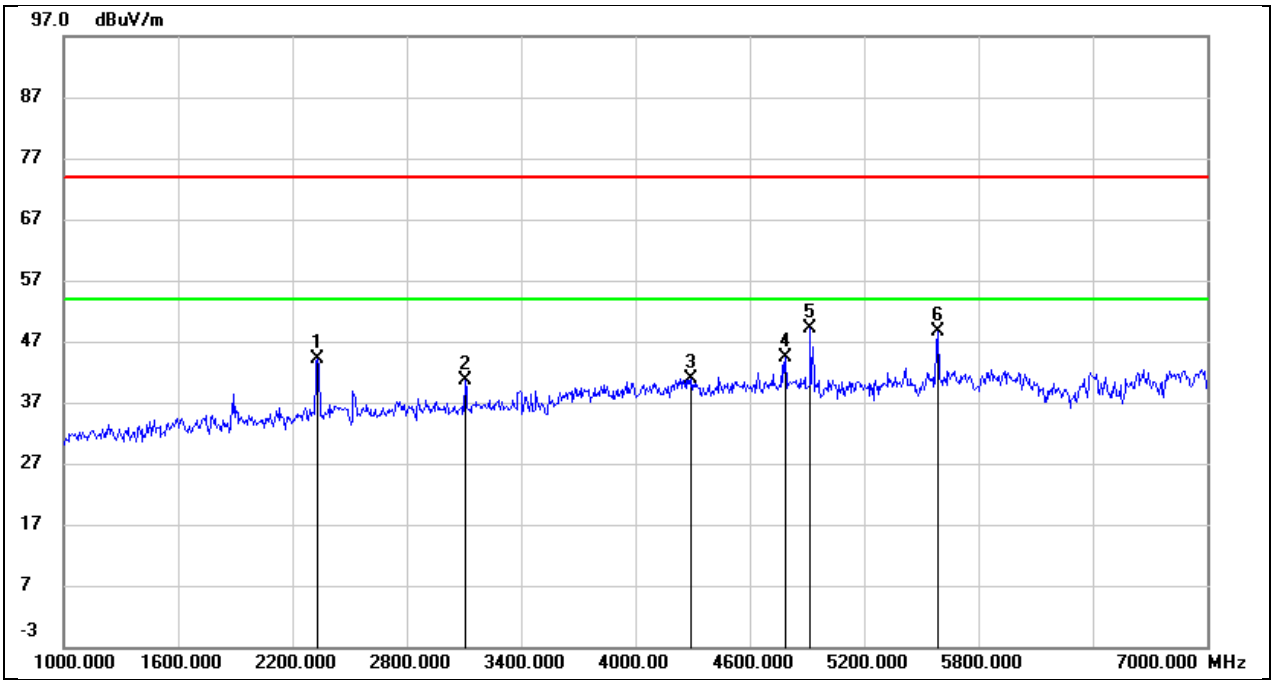

No.	Frequency (MHz)	Reading (dBuV)	Correct (dB/m)	Result (dBuV/m)	Limit (dBuV/m)	Margin (dB)	Remark
1	2332.000	51.97	-7.91	44.06	74.00	-29.94	peak
2	3106.000	46.22	-5.57	40.65	74.00	-33.35	peak
3	4294.000	42.31	-1.46	40.85	74.00	-33.15	peak
4	4786.000	44.47	-0.03	44.44	74.00	-29.56	peak
5	4918.000	48.54	0.49	49.03	74.00	-24.97	peak
6	5590.000	45.39	3.12	48.51	74.00	-25.49	peak

This report shall not be reproduced except in full, without the written approval of UL Verification Services (Guangzhou) Co., Ltd, Song Shan Lake Branch.

Test Mode:	802.11a 20 PK	Frequency(MHz):	5700
Polarity:	Horizontal	Test Voltage:	AC 120V_60Hz

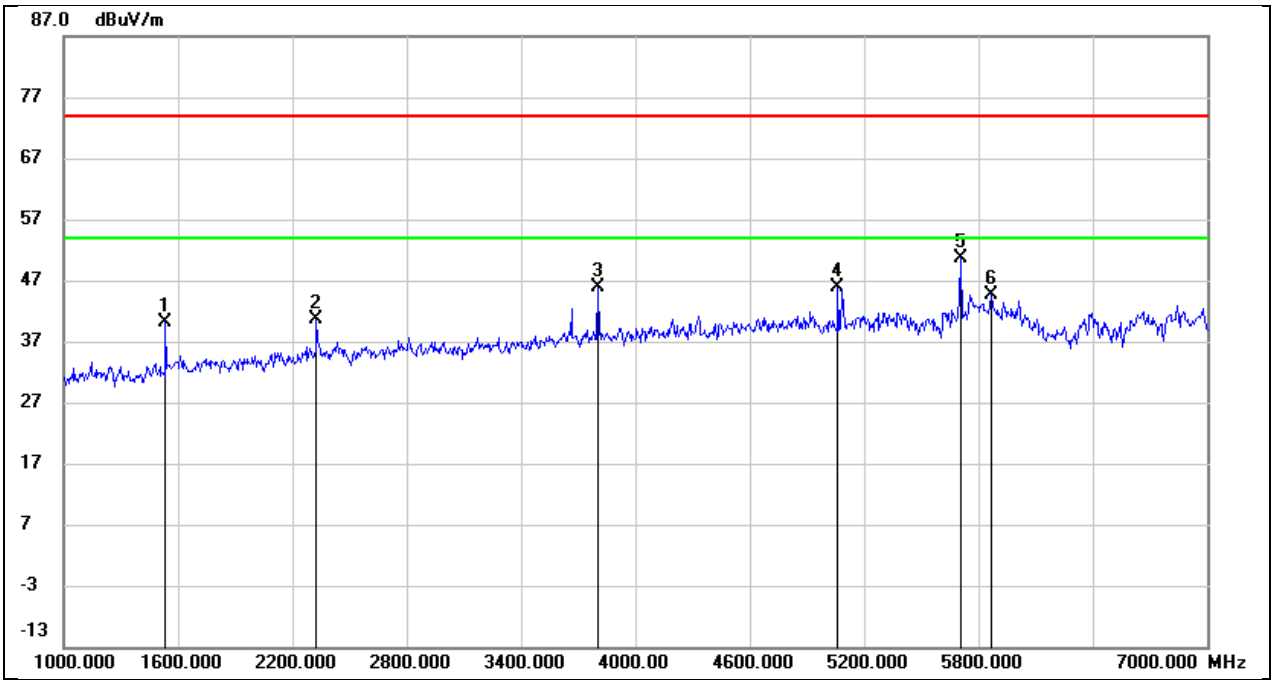

No.	Frequency (MHz)	Reading (dBuV)	Correct (dB/m)	Result (dBuV/m)	Limit (dBuV/m)	Margin (dB)	Remark
1	1534.000	51.77	-11.55	40.22	74.00	-33.78	peak
2	2326.000	48.58	-7.94	40.64	74.00	-33.36	peak
3	3802.000	48.64	-2.79	45.85	74.00	-28.15	peak
4	5062.000	44.88	0.96	45.84	74.00	-28.16	peak
5	5704.000	47.86	2.74	50.60	74.00	-23.40	peak
6	5866.000	41.97	2.66	44.63	74.00	-29.37	peak

This report shall not be reproduced except in full, without the written approval of UL Verification Services (Guangzhou) Co., Ltd, Song Shan Lake Branch.

Test Mode:	802.11a 20 PK	Frequency(MHz):	5700
Polarity:	Vertical	Test Voltage:	AC 120V_60Hz

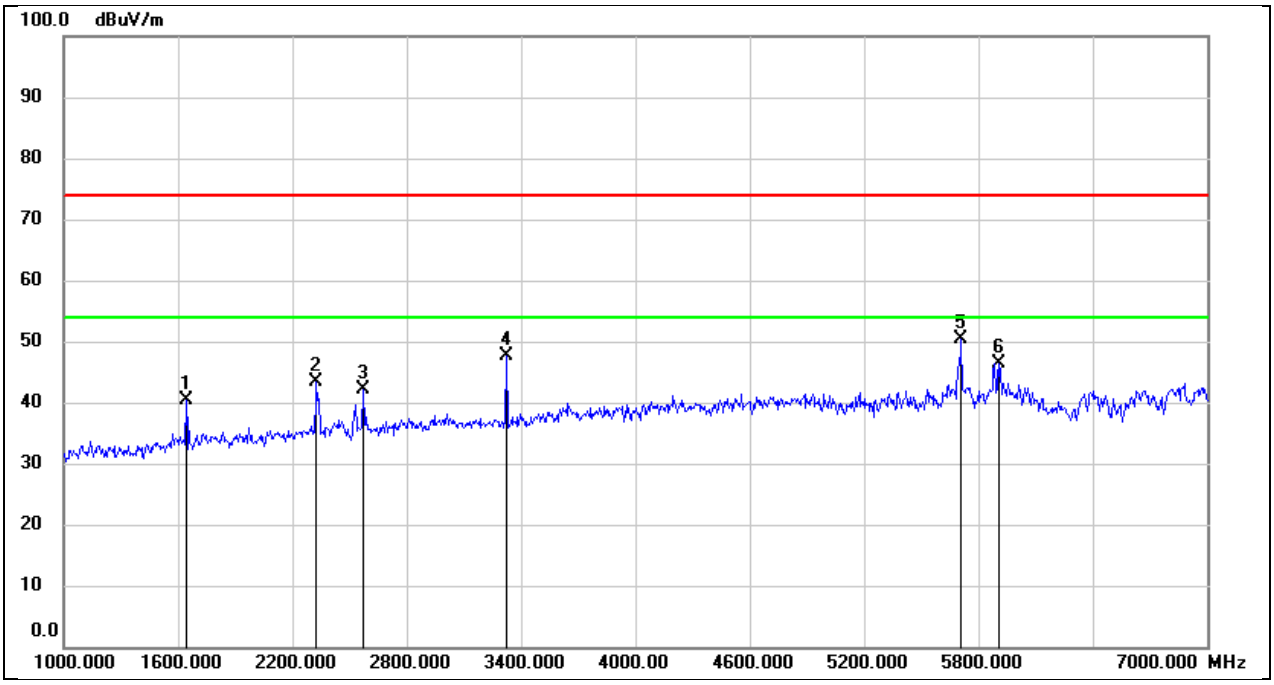

No.	Frequency (MHz)	Reading (dBuV)	Correct (dB/m)	Result (dBuV/m)	Limit (dBuV/m)	Margin (dB)	Remark
1	1642.000	51.29	-10.98	40.31	74.00	-33.69	peak
2	2326.000	51.21	-7.94	43.27	74.00	-30.73	peak
3	2572.000	49.82	-7.63	42.19	74.00	-31.81	peak
4	3322.000	52.99	-5.30	47.69	74.00	-26.31	peak
5	5710.000	47.64	2.72	50.36	74.00	-23.64	peak
6	5908.000	43.62	2.85	46.47	74.00	-27.53	peak

This report shall not be reproduced except in full, without the written approval of UL Verification Services (Guangzhou) Co., Ltd, Song Shan Lake Branch.

Test Mode:	802.11a 20 PK	Frequency(MHz):	5720
Polarity:	Horizontal	Test Voltage:	AC 120V_60Hz

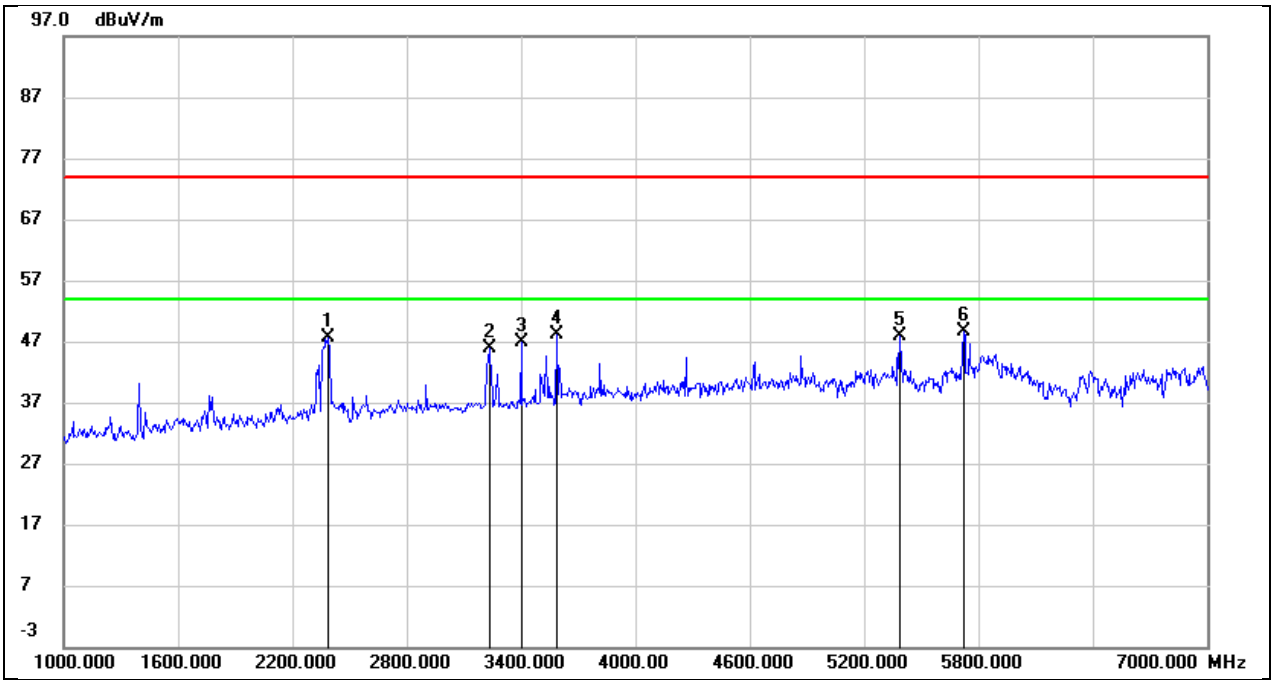

No.	Frequency (MHz)	Reading (dBuV)	Correct (dB/m)	Result (dBuV/m)	Limit (dBuV/m)	Margin (dB)	Remark
1	2386.000	55.10	-7.51	47.59	74.00	-26.41	peak
2	3232.000	51.17	-5.29	45.88	74.00	-28.12	peak
3	3400.000	52.20	-5.30	46.90	74.00	-27.10	peak
4	3586.000	52.11	-3.88	48.23	74.00	-25.77	peak
5	5386.000	46.24	1.74	47.98	74.00	-26.02	peak
6	5722.000	46.05	2.66	48.71	74.00	-25.29	peak

This report shall not be reproduced except in full, without the written approval of UL Verification Services (Guangzhou) Co., Ltd, Song Shan Lake Branch.

Test Mode:	802.11a 20 PK	Frequency(MHz):	5720
Polarity:	Vertical	Test Voltage:	AC 120V_60Hz

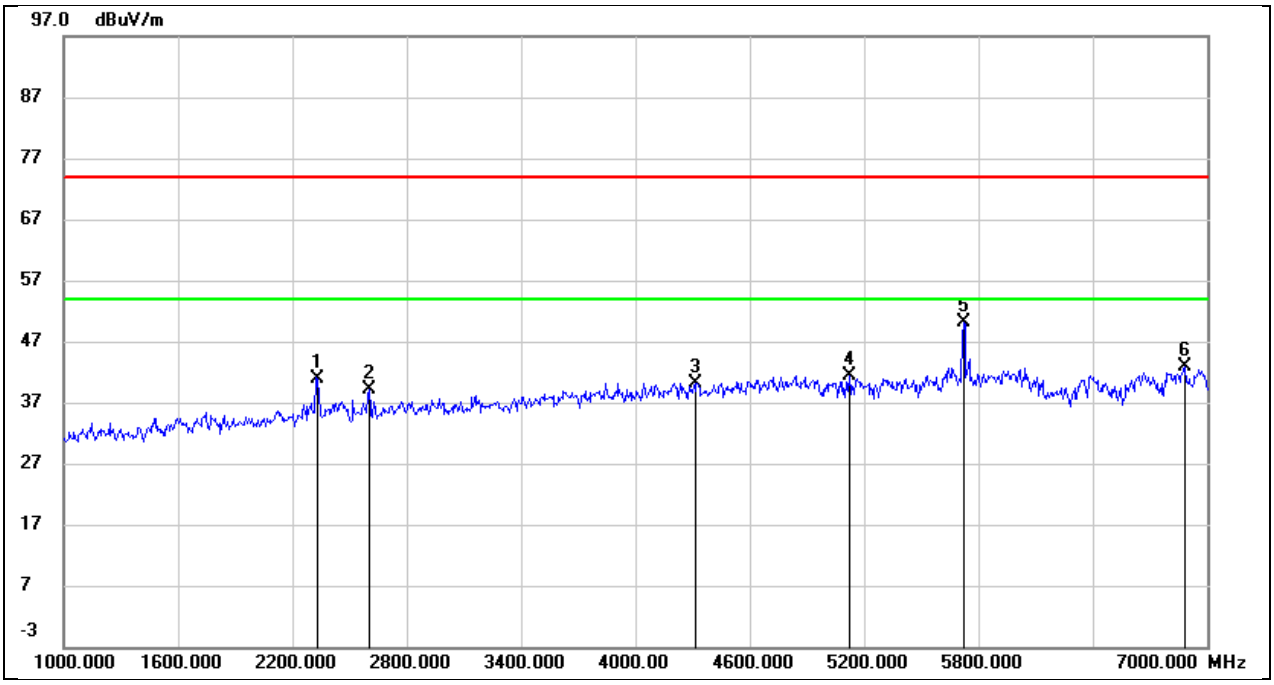

No.	Frequency (MHz)	Reading (dBuV)	Correct (dB/m)	Result (dBuV/m)	Limit (dBuV/m)	Margin (dB)	Remark
1	2332.000	48.75	-7.91	40.84	74.00	-33.16	peak
2	2602.000	46.78	-7.68	39.10	74.00	-34.90	peak
3	4318.000	41.71	-1.47	40.24	74.00	-33.76	peak
4	5122.000	40.28	1.13	41.41	74.00	-32.59	peak
5	5722.000	47.47	2.66	50.13	74.00	-23.87	peak
6	6880.000	37.02	5.89	42.91	74.00	-31.09	peak

This report shall not be reproduced except in full, without the written approval of UL Verification Services (Guangzhou) Co., Ltd, Song Shan Lake Branch.

Test Mode:	802.11a 20 PK	Frequency(MHz):	5745
Polarity:	Horizontal	Test Voltage:	AC 120V_60Hz

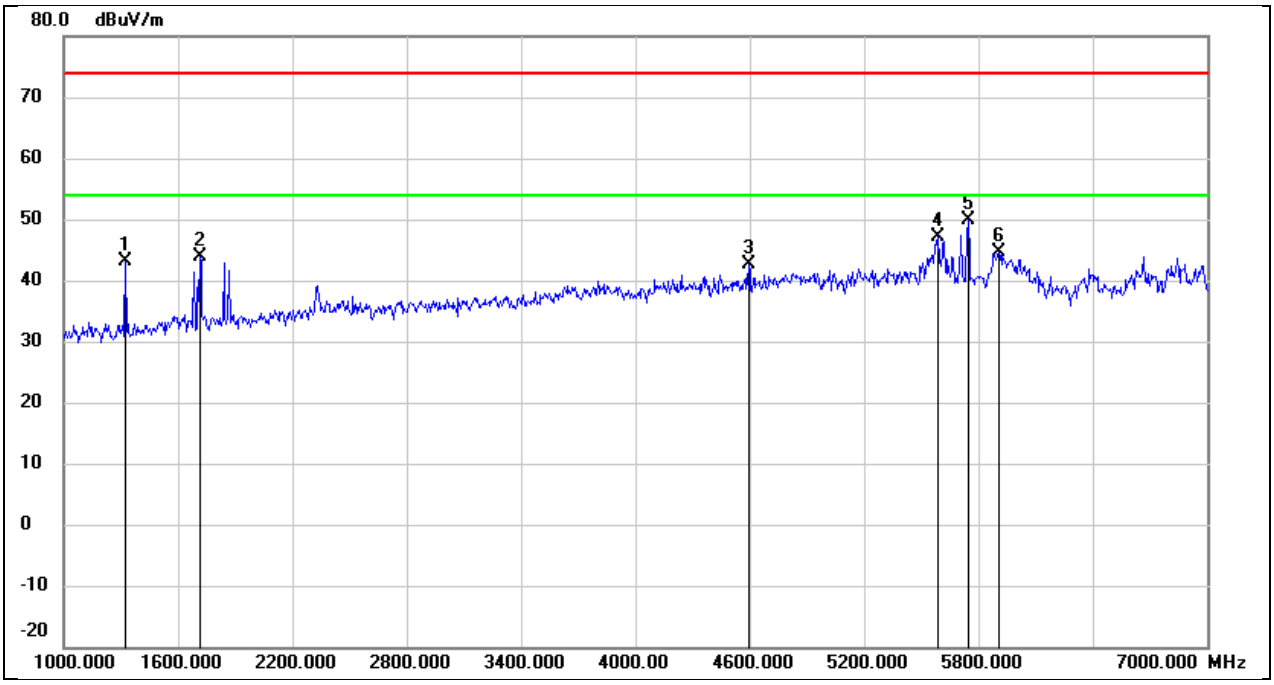

No.	Frequency (MHz)	Reading (dBuV)	Correct (dB/m)	Result (dBuV/m)	Limit (dBuV/m)	Margin (dB)	Remark
1	1324.000	55.53	-12.50	43.03	74.00	-30.97	peak
2	1714.000	54.61	-10.64	43.97	74.00	-30.03	peak
3	4594.000	43.67	-0.97	42.70	74.00	-31.30	peak
4	5590.000	43.89	3.12	47.01	74.00	-26.99	peak
5	5746.000	47.42	2.57	49.99	74.00	-24.01	peak
6	5908.000	41.72	2.85	44.57	74.00	-29.43	peak

This report shall not be reproduced except in full, without the written approval of UL Verification Services (Guangzhou) Co., Ltd, Song Shan Lake Branch.

Test Mode:	802.11a 20 PK	Frequency(MHz):	5745
Polarity:	Vertical	Test Voltage:	AC 120V_60Hz

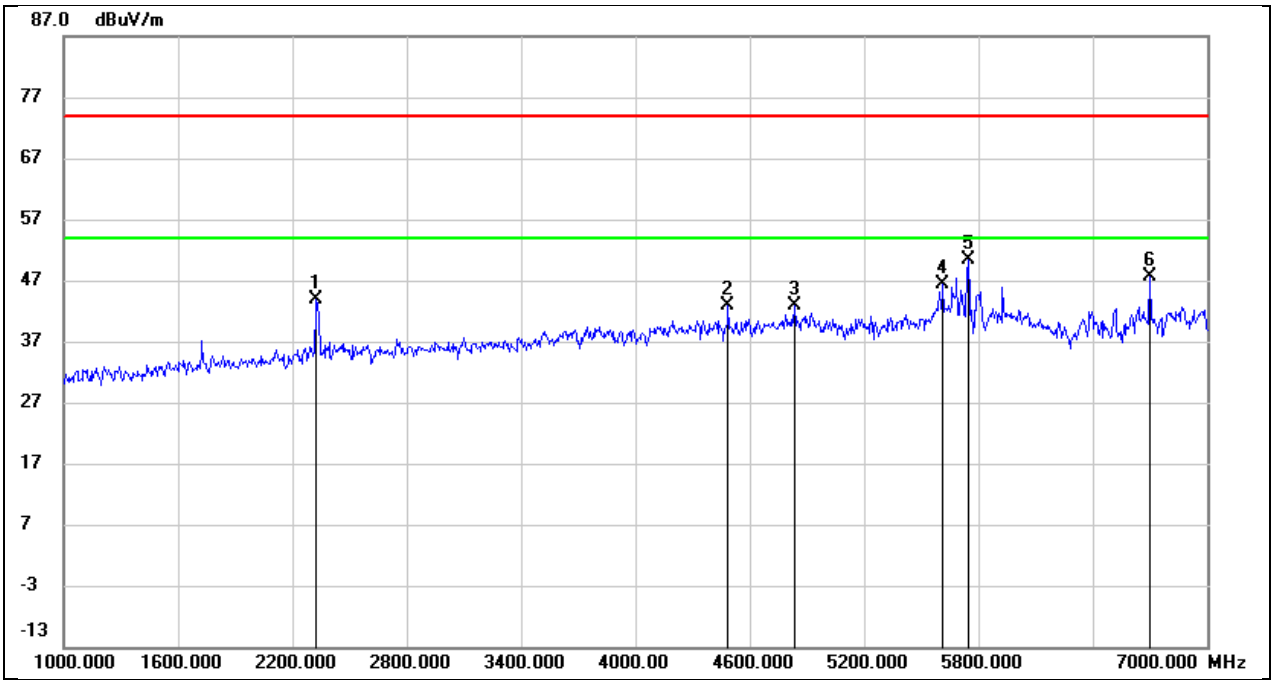

No.	Frequency (MHz)	Reading (dBuV)	Correct (dB/m)	Result (dBuV/m)	Limit (dBuV/m)	Margin (dB)	Remark
1	2326.000	51.82	-7.94	43.88	74.00	-30.12	peak
2	4486.000	44.08	-1.24	42.84	74.00	-31.16	peak
3	4834.000	42.78	0.17	42.95	74.00	-31.05	peak
4	5614.000	43.33	3.12	46.45	74.00	-27.55	peak
5	5746.000	47.80	2.57	50.37	74.00	-23.63	peak
6	6700.000	42.83	4.87	47.70	74.00	-26.30	peak

This report shall not be reproduced except in full, without the written approval of UL Verification Services (Guangzhou) Co., Ltd, Song Shan Lake Branch.

Test Mode:	802.11a 20 PK	Frequency(MHz):	5785
Polarity:	Horizontal	Test Voltage:	AC 120V_60Hz

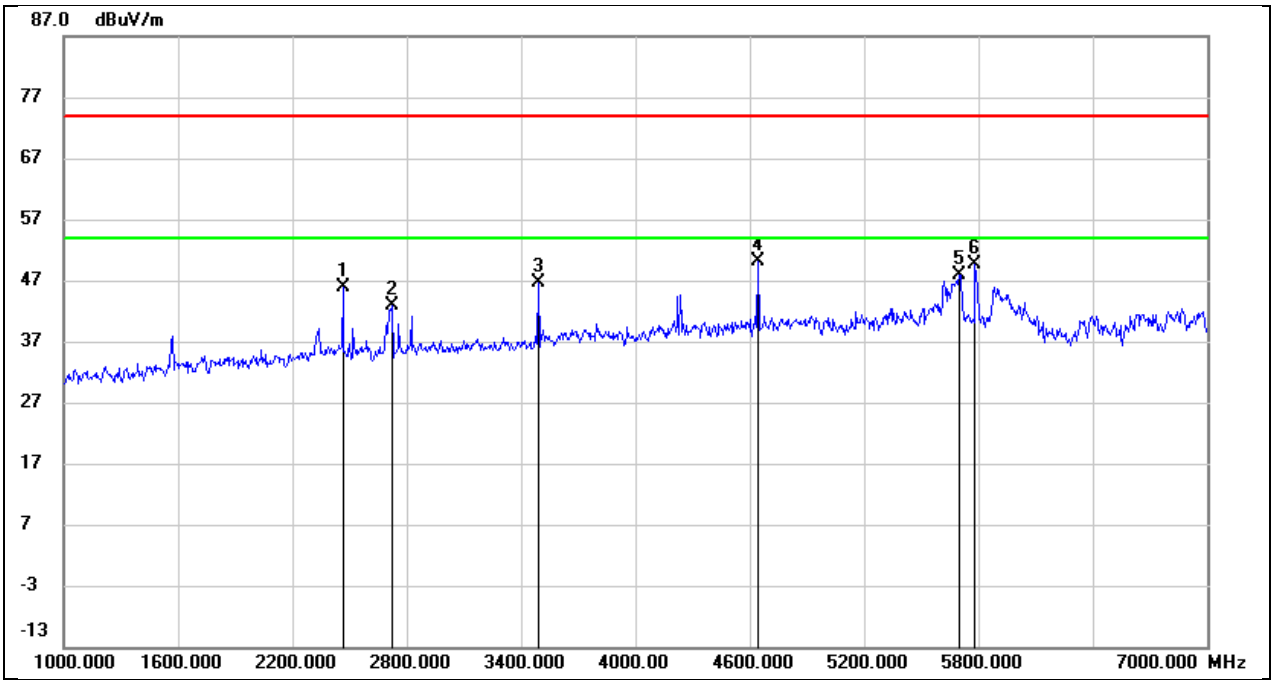

No.	Frequency (MHz)	Reading (dBuV)	Correct (dB/m)	Result (dBuV/m)	Limit (dBuV/m)	Margin (dB)	Remark
1	2464.000	53.36	-7.47	45.89	74.00	-28.11	peak
2	2722.000	49.96	-7.14	42.82	74.00	-31.18	peak
3	3490.000	51.33	-4.63	46.70	74.00	-27.30	peak
4	4642.000	50.91	-0.74	50.17	74.00	-23.83	peak
5	5698.000	45.09	2.77	47.86	74.00	-26.14	peak
6	5782.000	47.18	2.42	49.60	74.00	-24.40	peak

This report shall not be reproduced except in full, without the written approval of UL Verification Services (Guangzhou) Co., Ltd, Song Shan Lake Branch.

Test Mode:	802.11a 20 PK	Frequency(MHz):	5785
Polarity:	Vertical	Test Voltage:	AC 120V_60Hz

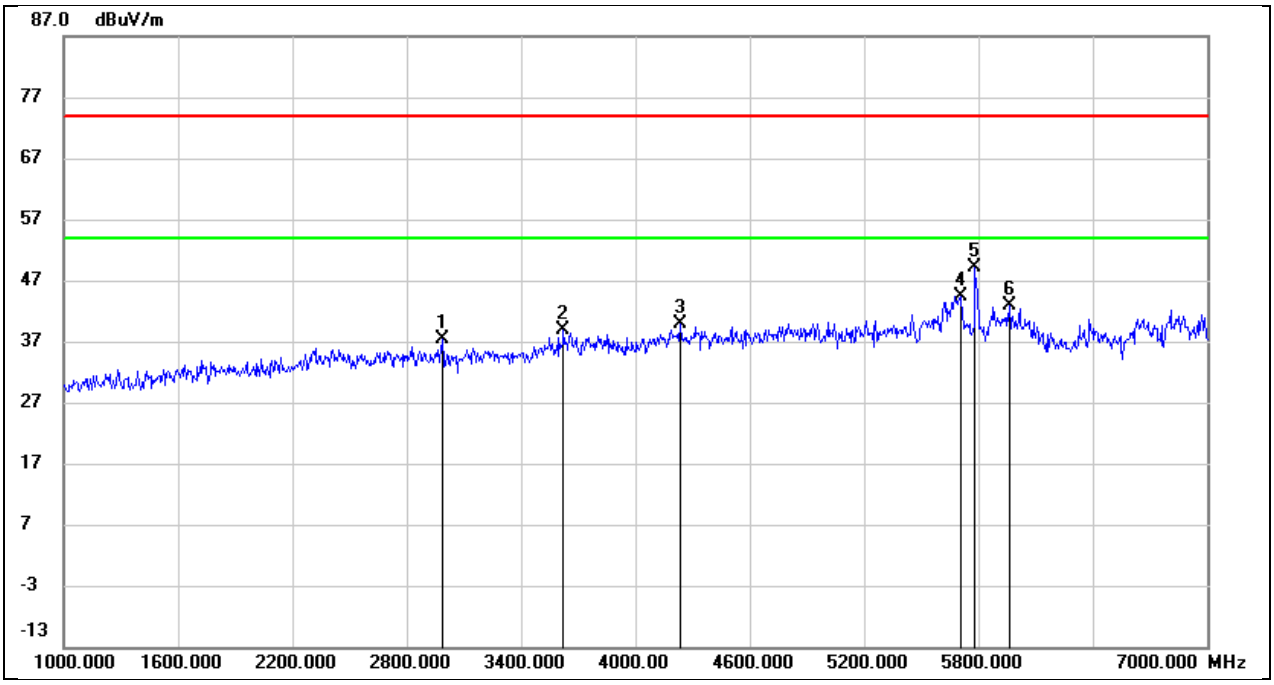

No.	Frequency (MHz)	Reading (dBuV)	Correct (dB/m)	Result (dBuV/m)	Limit (dBuV/m)	Margin (dB)	Remark
1	2986.000	43.24	-5.96	37.28	74.00	-36.72	peak
2	3622.000	42.46	-3.67	38.79	74.00	-35.21	peak
3	4234.000	41.44	-1.46	39.98	74.00	-34.02	peak
4	5704.000	41.58	2.74	44.32	74.00	-29.68	peak
5	5782.000	46.60	2.42	49.02	74.00	-24.98	peak
6	5962.000	39.81	3.10	42.91	74.00	-31.09	peak

This report shall not be reproduced except in full, without the written approval of UL Verification Services (Guangzhou) Co., Ltd, Song Shan Lake Branch.

Test Mode:	802.11a 20 PK	Frequency(MHz):	5825
Polarity:	Horizontal	Test Voltage:	AC 120V_60Hz

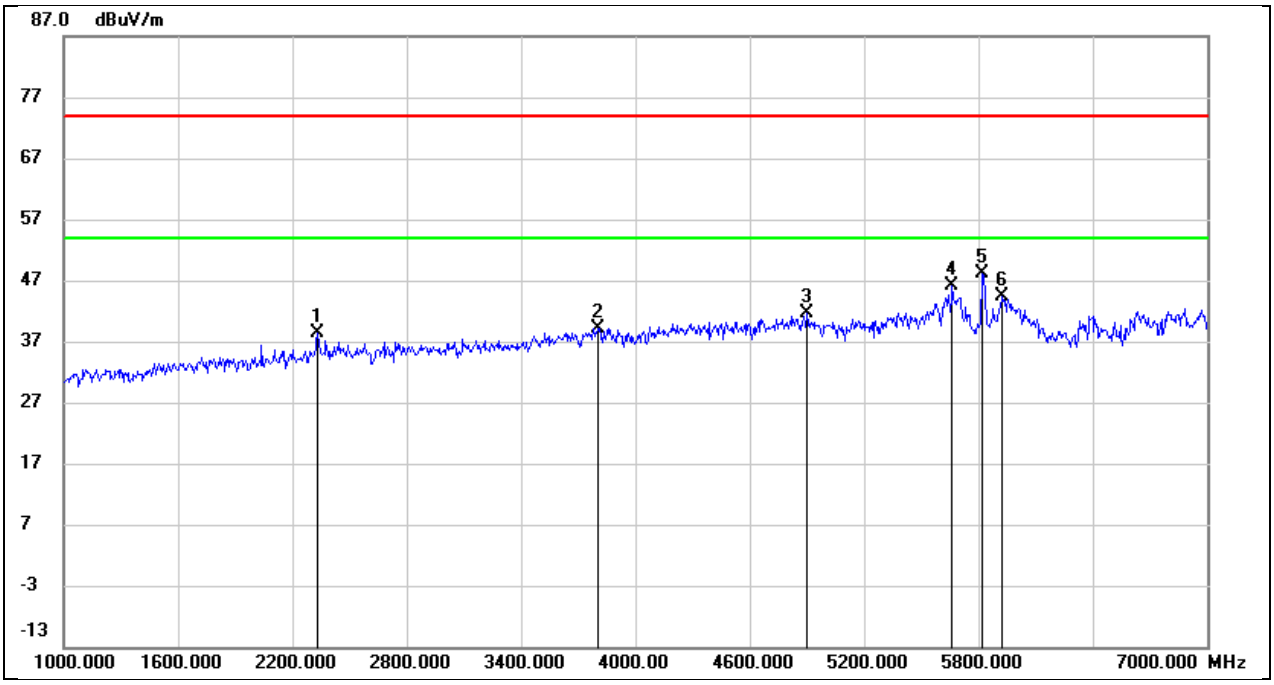

No.	Frequency (MHz)	Reading (dBuV)	Correct (dB/m)	Result (dBuV/m)	Limit (dBuV/m)	Margin (dB)	Remark
1	2332.000	46.23	-7.91	38.32	74.00	-35.68	peak
2	3802.000	41.90	-2.79	39.11	74.00	-34.89	peak
3	4900.000	41.25	0.41	41.66	74.00	-32.34	peak
4	5662.000	43.10	2.92	46.02	74.00	-27.98	peak
5	5818.000	45.78	2.42	48.20	74.00	-25.80	peak
6	5926.000	41.36	2.93	44.29	74.00	-29.71	peak

This report shall not be reproduced except in full, without the written approval of UL Verification Services (Guangzhou) Co., Ltd, Song Shan Lake Branch.

Test Mode:	802.11a 20 PK	Frequency(MHz):	5825
Polarity:	Vertical	Test Voltage:	AC 120V_60Hz

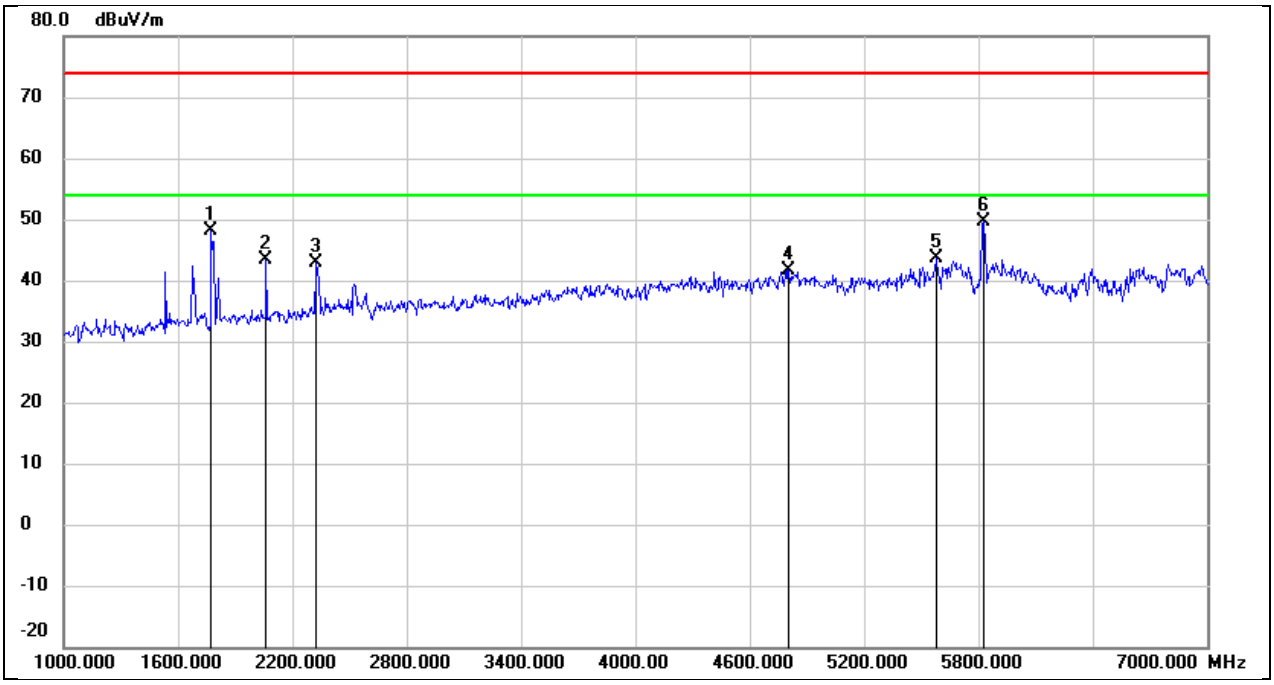

No.	Frequency (MHz)	Reading (dBuV)	Correct (dB/m)	Result (dBuV/m)	Limit (dBuV/m)	Margin (dB)	Remark
1	1774.000	58.46	-10.36	48.10	74.00	-25.90	peak
2	2062.000	53.04	-9.73	43.31	74.00	-30.69	peak
3	2326.000	50.72	-7.94	42.78	74.00	-31.22	peak
4	4804.000	41.64	0.07	41.71	74.00	-32.29	peak
5	5578.000	40.69	3.04	43.73	74.00	-30.27	peak
6	5830.000	47.03	2.48	49.51	74.00	-24.49	peak

This report shall not be reproduced except in full, without the written approval of UL Verification Services (Guangzhou) Co., Ltd, Song Shan Lake Branch.

8.3. SPURIOUS EMISSIONS(7 GHZ~18 GHZ)

Test Mode:	802.11a 20 PK	Frequency(MHz):	5180
Polarity:	Horizontal	Test Voltage:	AC 120V_60Hz

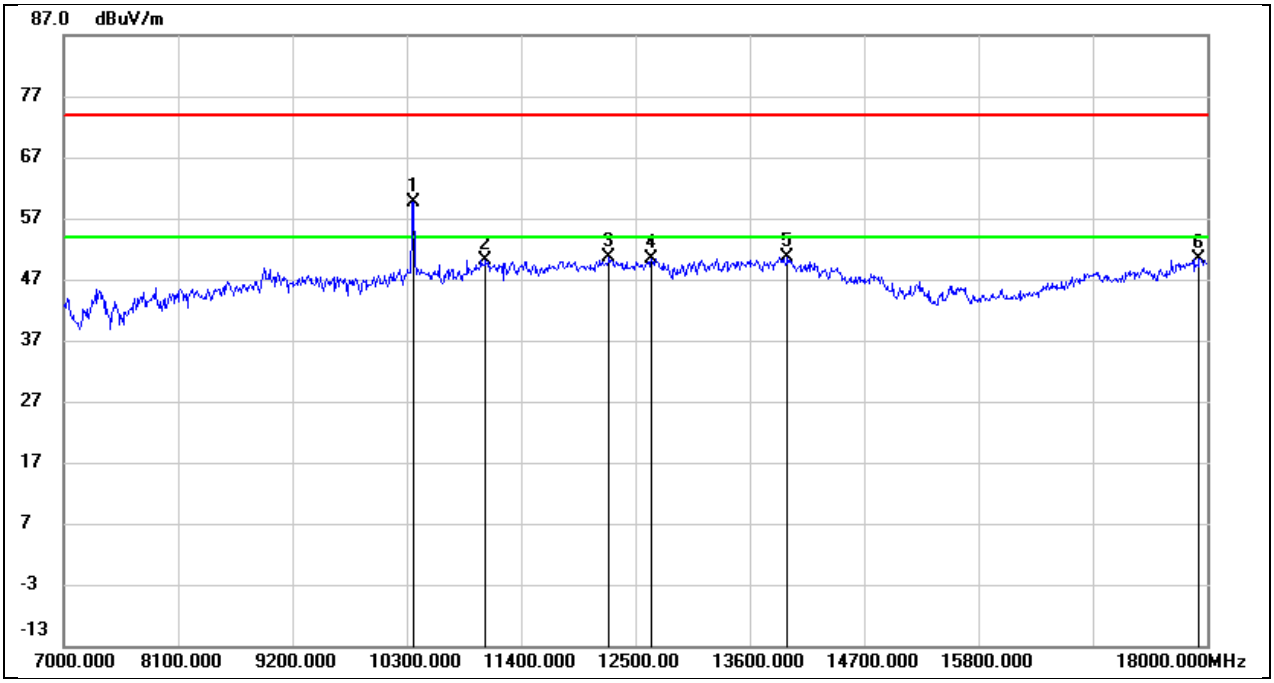

No.	Frequency (MHz)	Reading (dBuV)	Correct (dB/m)	Result (dBuV/m)	Limit (dBuV/m)	Margin (dB)	Remark
1	10366.000	46.63	13.08	59.71	74.00	-14.29	peak
2	11059.000	35.17	15.02	50.19	74.00	-23.81	peak
3	12247.000	31.85	18.68	50.53	74.00	-23.47	peak
4	12654.000	32.02	18.44	50.46	74.00	-23.54	peak
5	13963.000	28.23	22.51	50.74	74.00	-23.26	peak
6	17923.000	23.73	26.64	50.37	74.00	-23.63	peak

This report shall not be reproduced except in full, without the written approval of UL Verification Services (Guangzhou) Co., Ltd, Song Shan Lake Branch.

Test Mode:	802.11a 20 PK	Frequency(MHz):	5180
Polarity:	Vertical	Test Voltage:	AC 120V_60Hz

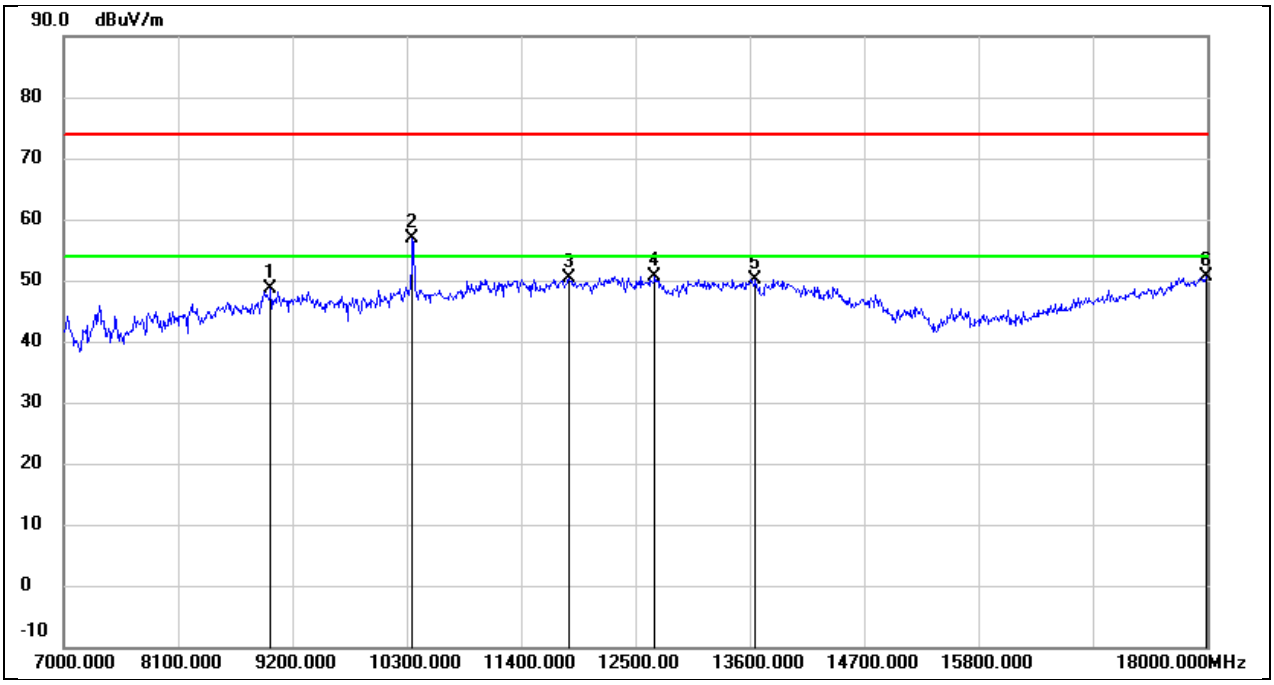

No.	Frequency (MHz)	Reading (dBuV)	Correct (dB/m)	Result (dBuV/m)	Limit (dBuV/m)	Margin (dB)	Remark
1	8991.000	36.80	11.73	48.53	74.00	-25.47	peak
2	10355.000	43.88	13.03	56.91	74.00	-17.09	peak
3	11862.000	32.38	17.88	50.26	74.00	-23.74	peak
4	12687.000	32.19	18.53	50.72	74.00	-23.28	peak
5	13655.000	28.54	21.69	50.23	74.00	-23.77	peak
6	17989.000	23.75	26.92	50.67	74.00	-23.33	peak

This report shall not be reproduced except in full, without the written approval of UL Verification Services (Guangzhou) Co., Ltd, Song Shan Lake Branch.

Test Mode:	802.11a 20 PK	Frequency(MHz):	5200
Polarity:	Horizontal	Test Voltage:	AC 120V_60Hz

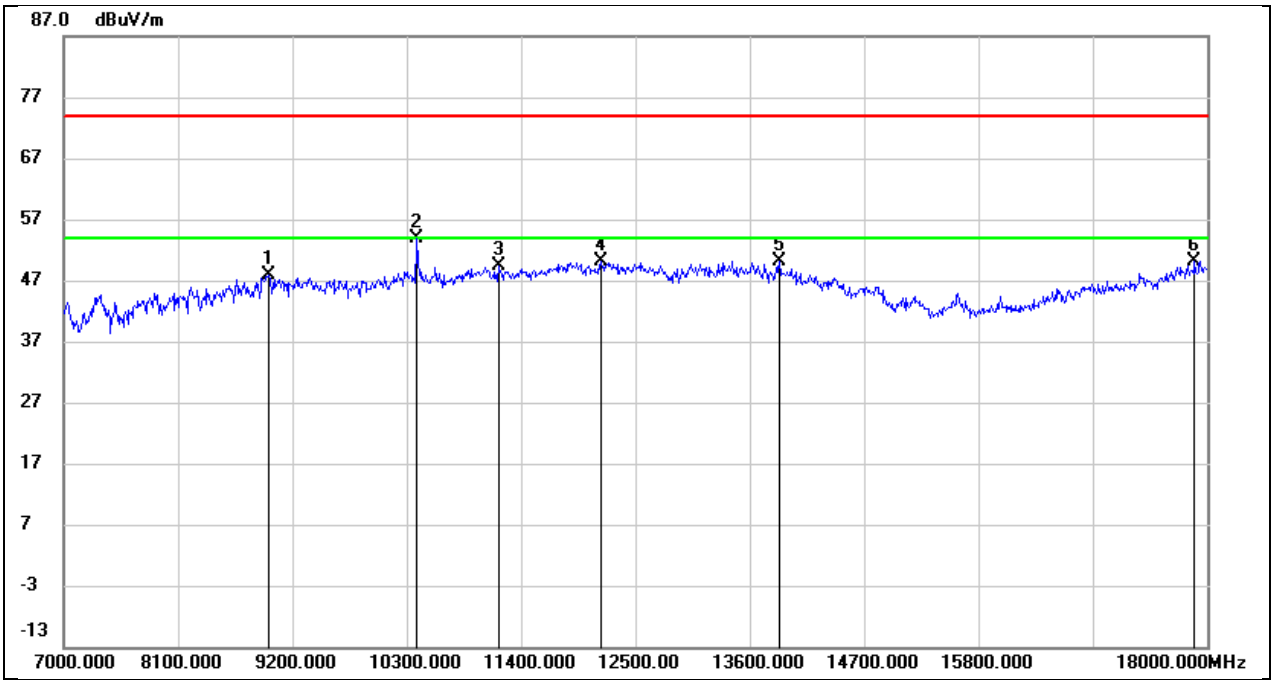

No.	Frequency (MHz)	Reading (dBuV)	Correct (dB/m)	Result (dBuV/m)	Limit (dBuV/m)	Margin (dB)	Remark
1	8969.000	36.38	11.40	47.78	74.00	-26.22	peak
2	10399.000	40.53	13.23	53.76	74.00	-20.24	peak
3	11180.000	34.04	15.29	49.33	74.00	-24.67	peak
4	12170.000	31.53	18.58	50.11	74.00	-23.89	peak
5	13886.000	27.56	22.48	50.04	74.00	-23.96	peak
6	17879.000	23.74	26.46	50.20	74.00	-23.80	peak

This report shall not be reproduced except in full, without the written approval of UL Verification Services (Guangzhou) Co., Ltd, Song Shan Lake Branch.

Test Mode:	802.11a 20 PK	Frequency(MHz):	5200
Polarity:	Vertical	Test Voltage:	AC 120V_60Hz

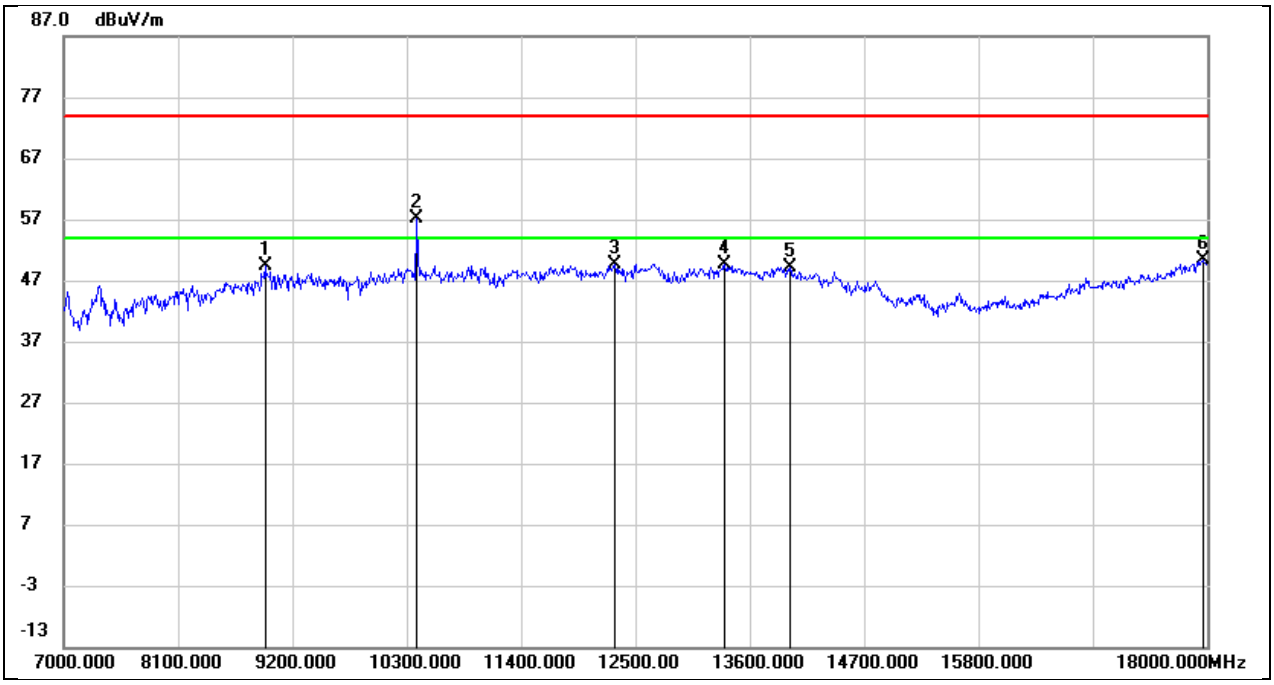

No.	Frequency (MHz)	Reading (dBuV)	Correct (dB/m)	Result (dBuV/m)	Limit (dBuV/m)	Margin (dB)	Remark
1	8936.000	38.47	10.91	49.38	74.00	-24.62	peak
2	10399.000	43.86	13.23	57.09	74.00	-16.91	peak
3	12302.000	30.90	18.79	49.69	74.00	-24.31	peak
4	13358.000	28.82	20.89	49.71	74.00	-24.29	peak
5	13985.000	26.63	22.53	49.16	74.00	-24.84	peak
6	17967.000	23.48	26.83	50.31	74.00	-23.69	peak

This report shall not be reproduced except in full, without the written approval of UL Verification Services (Guangzhou) Co., Ltd, Song Shan Lake Branch.

Test Mode:	802.11a 20 PK	Frequency(MHz):	5240
Polarity:	Horizontal	Test Voltage:	AC 120V_60Hz

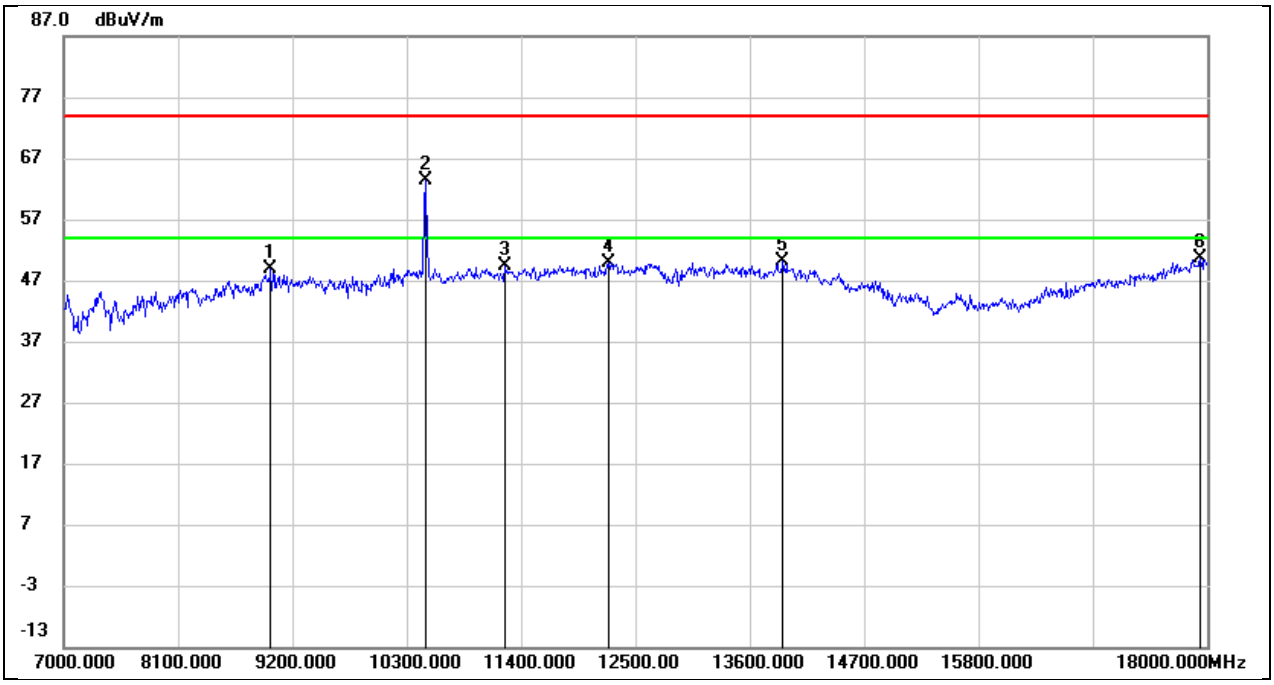

No.	Frequency (MHz)	Reading (dBuV)	Correct (dB/m)	Result (dBuV/m)	Limit (dBuV/m)	Margin (dB)	Remark
1	8991.000	37.20	11.73	48.93	74.00	-25.07	peak
2	10476.000	49.90	13.44	63.34	74.00	-10.66	peak
3	11246.000	33.66	15.62	49.28	74.00	-24.72	peak
4	12247.000	31.32	18.68	50.00	74.00	-24.00	peak
5	13919.000	27.60	22.49	50.09	74.00	-23.91	peak
6	17934.000	23.87	26.69	50.56	74.00	-23.44	peak

This report shall not be reproduced except in full, without the written approval of UL Verification Services (Guangzhou) Co., Ltd, Song Shan Lake Branch.

Test Mode:	802.11a 20 PK	Frequency(MHz):	5240
Polarity:	Vertical	Test Voltage:	AC 120V_60Hz

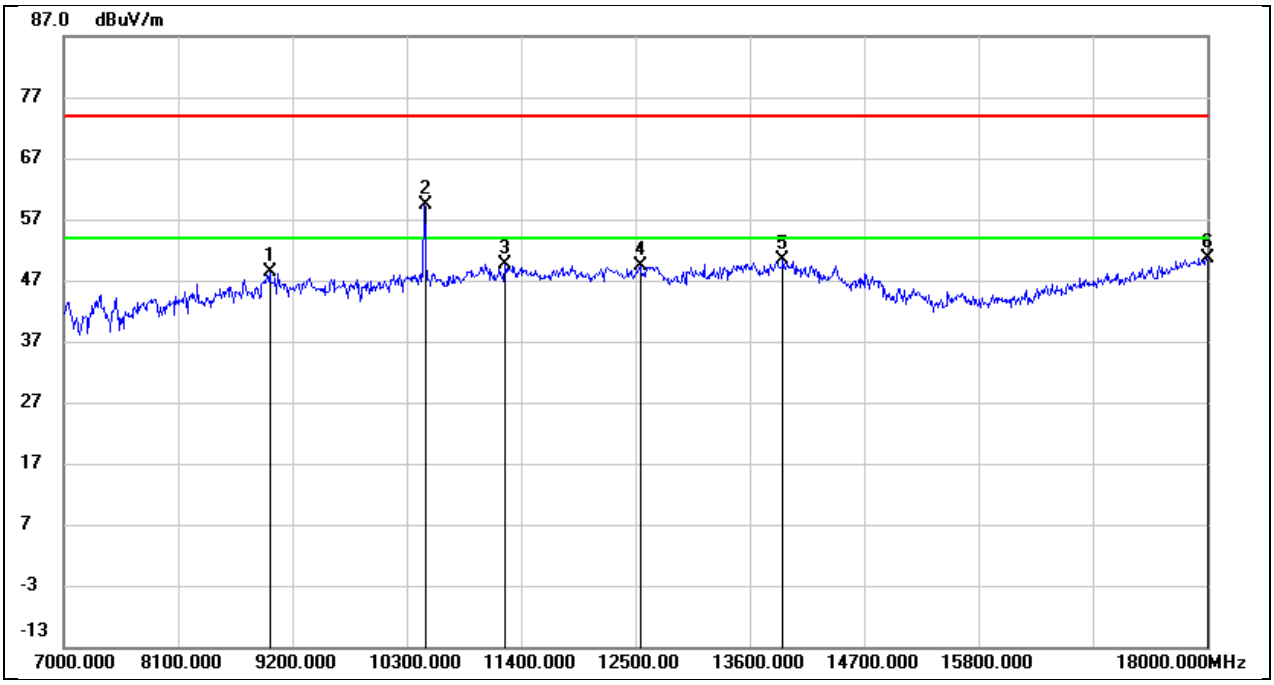

No.	Frequency (MHz)	Reading (dBuV)	Correct (dB/m)	Result (dBuV/m)	Limit (dBuV/m)	Margin (dB)	Remark
1	8980.000	36.87	11.57	48.44	74.00	-25.56	peak
2	10476.000	45.91	13.44	59.35	74.00	-14.65	peak
3	11246.000	34.06	15.62	49.68	74.00	-24.32	peak
4	12544.000	30.98	18.46	49.44	74.00	-24.56	peak
5	13919.000	27.86	22.49	50.35	74.00	-23.65	peak
6	18000.000	23.77	26.97	50.74	74.00	-23.26	peak

This report shall not be reproduced except in full, without the written approval of UL Verification Services (Guangzhou) Co., Ltd, Song Shan Lake Branch.

Test Mode:	802.11a 20 PK	Frequency(MHz):	5260
Polarity:	Horizontal	Test Voltage:	AC 120V_60Hz

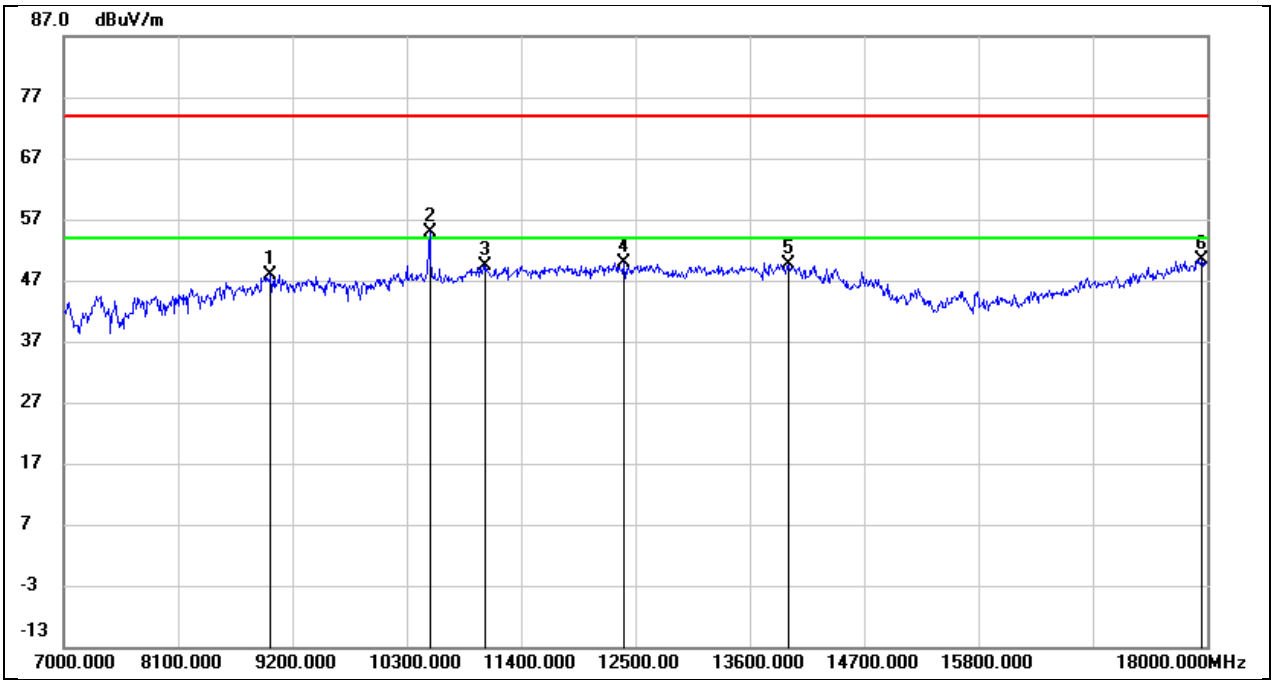

No.	Frequency (MHz)	Reading (dBuV)	Correct (dB/m)	Result (dBuV/m)	Limit (dBuV/m)	Margin (dB)	Remark
1	8991.000	36.22	11.73	47.95	74.00	-26.05	peak
2	10520.000	41.32	13.56	54.88	74.00	-19.12	peak
3	11059.000	34.34	15.02	49.36	74.00	-24.64	peak
4	12390.000	31.00	18.97	49.97	74.00	-24.03	peak
5	13974.000	27.16	22.53	49.69	74.00	-24.31	peak
6	17945.000	23.72	26.74	50.46	74.00	-23.54	peak

This report shall not be reproduced except in full, without the written approval of UL Verification Services (Guangzhou) Co., Ltd, Song Shan Lake Branch.

Test Mode:	802.11a 20 PK	Frequency(MHz):	5260
Polarity:	Vertical	Test Voltage:	AC 120V_60Hz

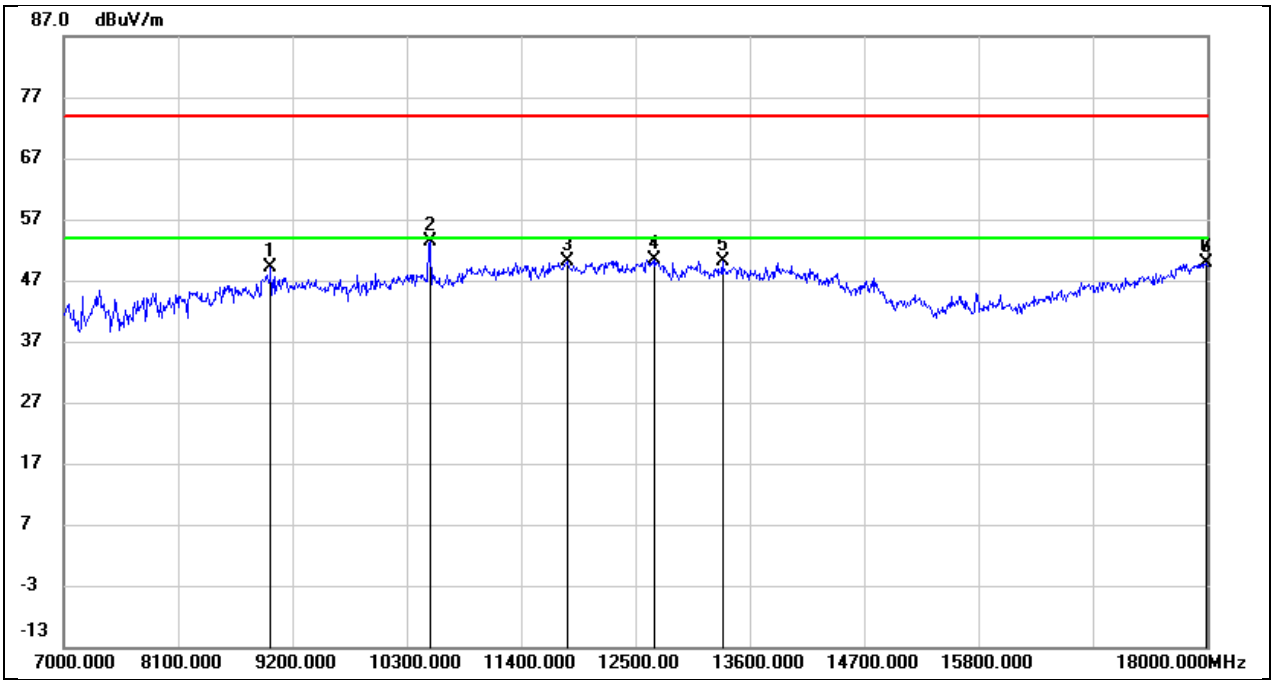

No.	Frequency (MHz)	Reading (dBuV)	Correct (dB/m)	Result (dBuV/m)	Limit (dBuV/m)	Margin (dB)	Remark
1	8991.000	37.41	11.73	49.14	74.00	-24.86	peak
2	10520.000	39.93	13.56	53.49	74.00	-20.51	peak
3	11851.000	32.26	17.83	50.09	74.00	-23.91	peak
4	12687.000	31.93	18.53	50.46	74.00	-23.54	peak
5	13336.000	29.43	20.77	50.20	74.00	-23.80	peak
6	17989.000	23.08	26.92	50.00	74.00	-24.00	peak
7	17989.000	23.08	26.92	50.00	74.00	-24.00	peak

This report shall not be reproduced except in full, without the written approval of UL Verification Services (Guangzhou) Co., Ltd, Song Shan Lake Branch.

Test Mode:	802.11a 20 PK	Frequency(MHz):	5280
Polarity:	Horizontal	Test Voltage:	AC 120V_60Hz

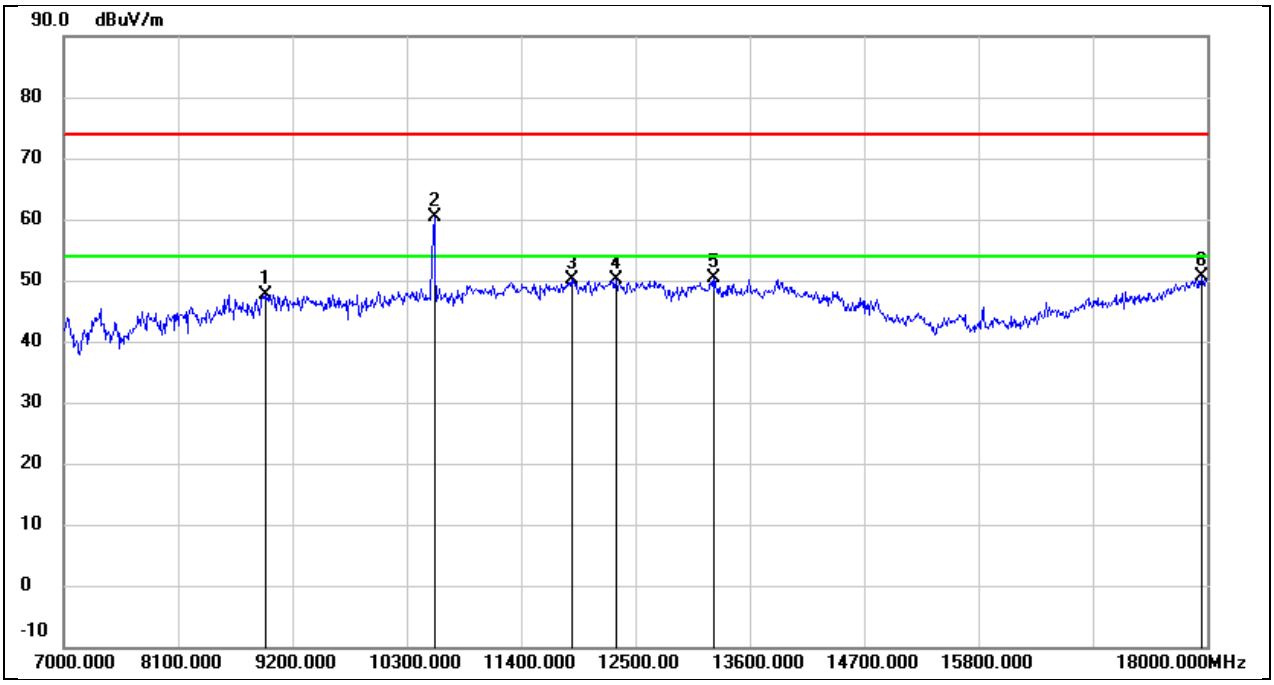

No.	Frequency (MHz)	Reading (dBuV)	Correct (dB/m)	Result (dBuV/m)	Limit (dBuV/m)	Margin (dB)	Remark
1	8947.000	36.67	11.08	47.75	74.00	-26.25	peak
2	10564.000	46.63	13.68	60.31	74.00	-13.69	peak
3	11884.000	32.05	18.00	50.05	74.00	-23.95	peak
4	12313.000	31.37	18.81	50.18	74.00	-23.82	peak
5	13259.000	30.02	20.34	50.36	74.00	-23.64	peak
6	17945.000	23.77	26.74	50.51	74.00	-23.49	peak

This report shall not be reproduced except in full, without the written approval of UL Verification Services (Guangzhou) Co., Ltd, Song Shan Lake Branch.

Test Mode:	802.11a 20 PK	Frequency(MHz):	5280
Polarity:	Vertical	Test Voltage:	AC 120V_60Hz

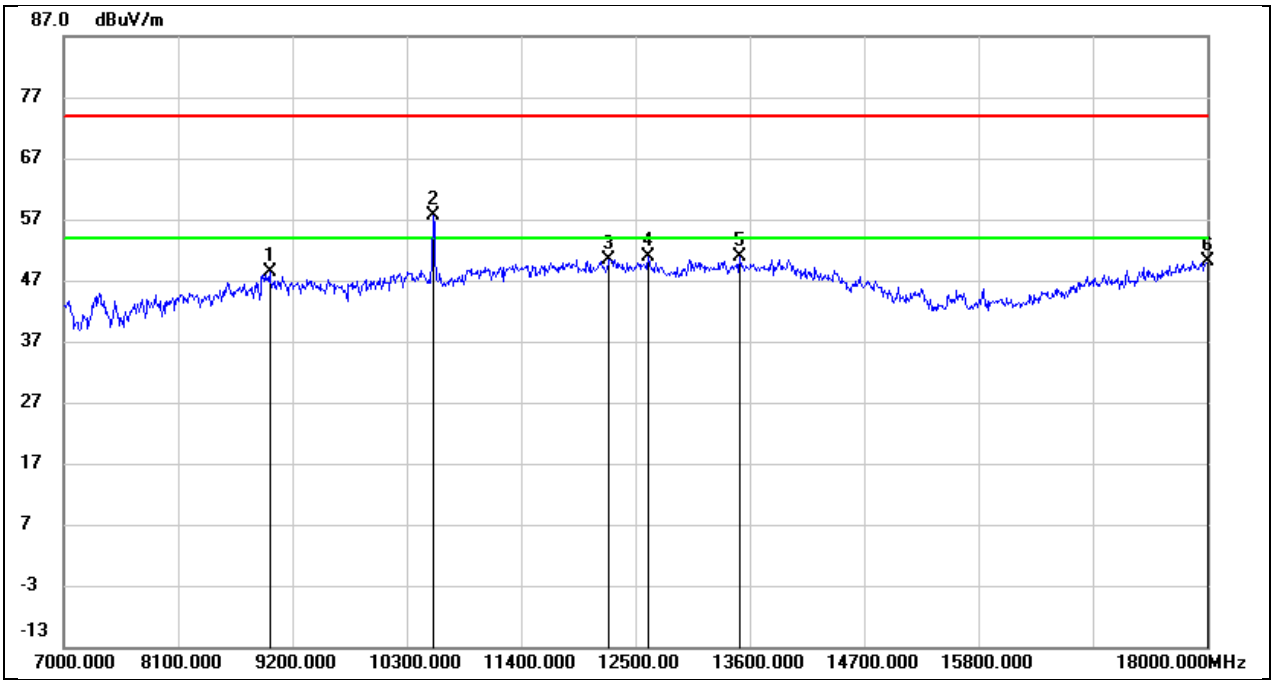

No.	Frequency (MHz)	Reading (dBuV)	Correct (dB/m)	Result (dBuV/m)	Limit (dBuV/m)	Margin (dB)	Remark
1	8980.000	36.81	11.57	48.38	74.00	-25.62	peak
2	10553.000	44.00	13.64	57.64	74.00	-16.36	peak
3	12247.000	31.74	18.68	50.42	74.00	-23.58	peak
4	12621.000	32.52	18.38	50.90	74.00	-23.10	peak
5	13501.000	29.44	21.40	50.84	74.00	-23.16	peak
6	18000.000	23.21	26.97	50.18	74.00	-23.82	peak

This report shall not be reproduced except in full, without the written approval of UL Verification Services (Guangzhou) Co., Ltd, Song Shan Lake Branch.

Test Mode:	802.11a 20 PK	Frequency(MHz):	5320
Polarity:	Horizontal	Test Voltage:	AC 120V_60Hz

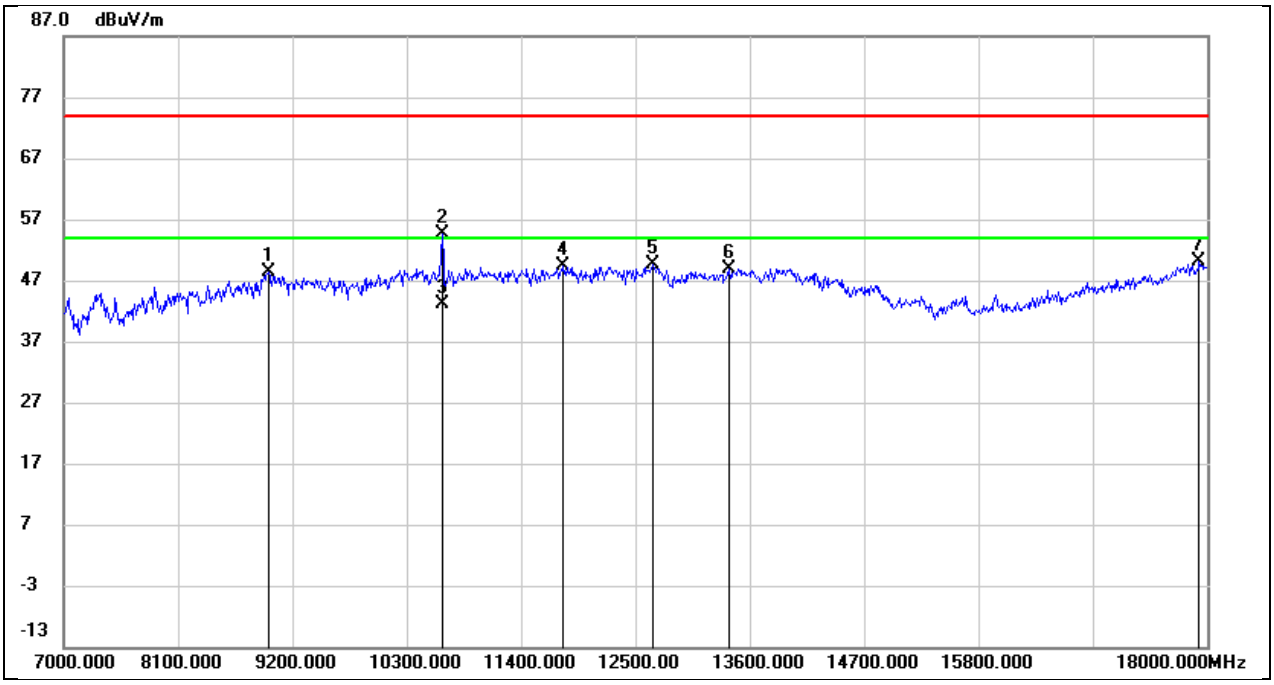

No.	Frequency (MHz)	Reading (dBuV)	Correct (dB/m)	Result (dBuV/m)	Limit (dBuV/m)	Margin (dB)	Remark
1	8969.000	36.86	11.40	48.26	74.00	-25.74	peak
2	10641.000	40.73	13.79	54.52	74.00	-19.48	peak
3	10641.000	29.41	13.79	43.20	54.00	-10.80	AVG
4	11807.000	31.86	17.60	49.46	74.00	-24.54	peak
5	12665.000	31.08	18.48	49.56	74.00	-24.44	peak
6	13402.000	27.88	21.12	49.00	74.00	-25.00	peak
7	17923.000	23.53	26.64	50.17	74.00	-23.83	peak

This report shall not be reproduced except in full, without the written approval of UL Verification Services (Guangzhou) Co., Ltd, Song Shan Lake Branch.

Test Mode:	802.11a 20 PK	Frequency(MHz):	5320
Polarity:	Vertical	Test Voltage:	AC 120V_60Hz

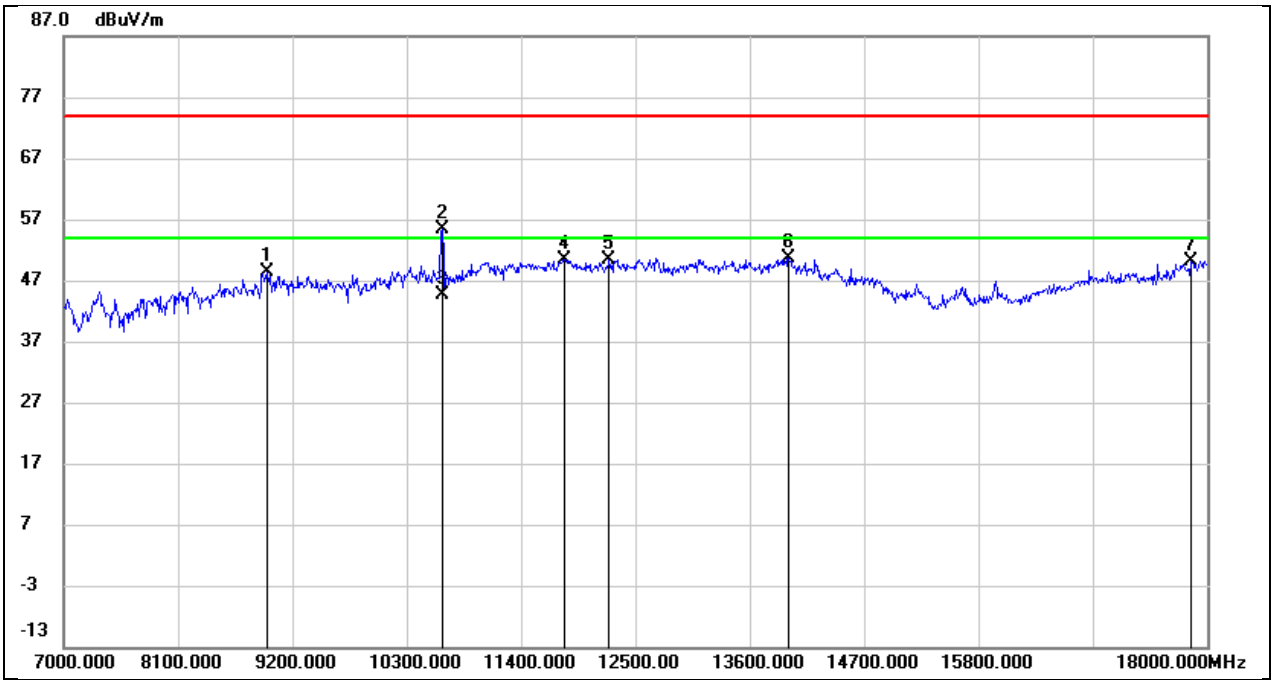

No.	Frequency (MHz)	Reading (dBuV)	Correct (dB/m)	Result (dBuV/m)	Limit (dBuV/m)	Margin (dB)	Remark
1	8958.000	37.02	11.24	48.26	74.00	-25.74	peak
2	10641.000	41.60	13.79	55.39	74.00	-18.61	peak
3	10641.000	30.91	13.79	44.70	54.00	-9.30	AVG
4	11818.000	32.79	17.65	50.44	74.00	-23.56	peak
5	12247.000	31.79	18.68	50.47	74.00	-23.53	peak
6	13974.000	28.20	22.53	50.73	74.00	-23.27	peak
7	17846.000	23.78	26.32	50.10	74.00	-23.90	peak

This report shall not be reproduced except in full, without the written approval of UL Verification Services (Guangzhou) Co., Ltd, Song Shan Lake Branch.

Test Mode:	802.11a 20 PK	Frequency(MHz):	5500
Polarity:	Horizontal	Test Voltage:	AC 120V_60Hz

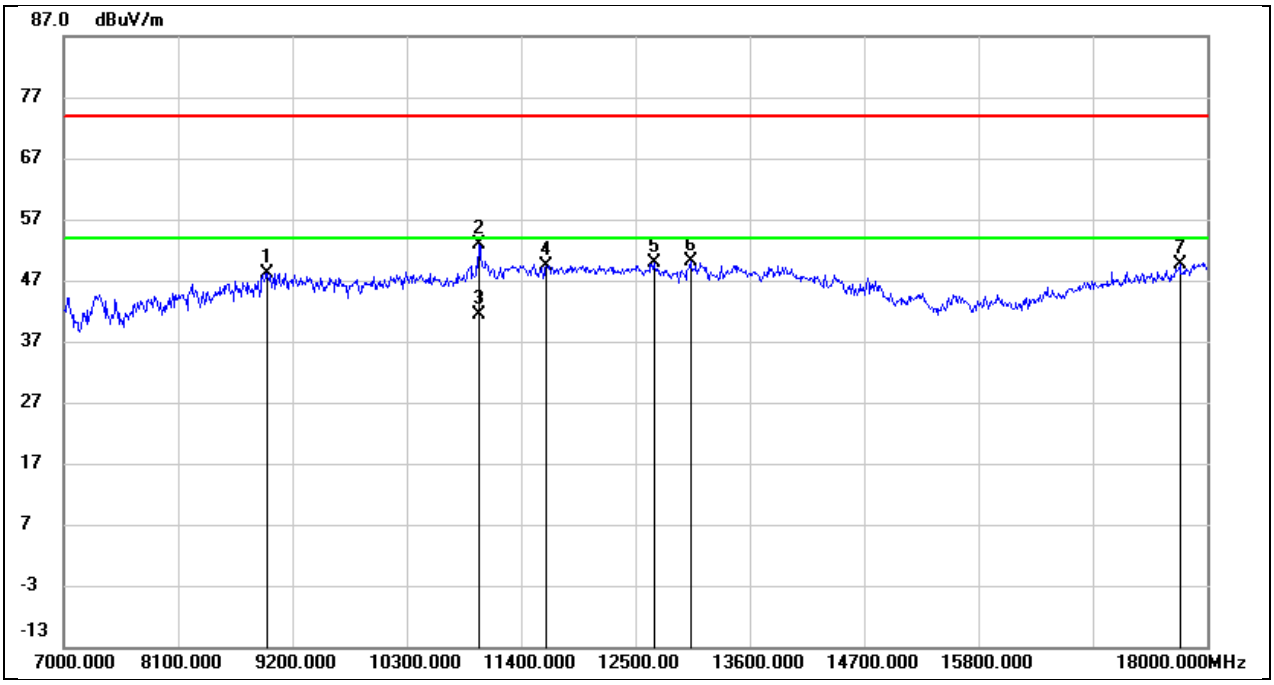

No.	Frequency (MHz)	Reading (dBuV)	Correct (dB/m)	Result (dBuV/m)	Limit (dBuV/m)	Margin (dB)	Remark
1	8958.000	36.97	11.24	48.21	74.00	-25.79	peak
2	10993.000	38.11	14.86	52.97	74.00	-21.03	peak
3	10993.000	26.64	14.86	41.50	54.00	-12.50	AVG
4	11642.000	32.24	17.13	49.37	74.00	-24.63	peak
5	12676.000	31.32	18.50	49.82	74.00	-24.18	peak
6	13028.000	30.83	19.23	50.06	74.00	-23.94	peak
7	17736.000	24.21	25.39	49.60	74.00	-24.40	peak

This report shall not be reproduced except in full, without the written approval of UL Verification Services (Guangzhou) Co., Ltd, Song Shan Lake Branch.

Test Mode:	802.11a 20 PK	Frequency(MHz):	5500
Polarity:	Vertical	Test Voltage:	AC 120V_60Hz

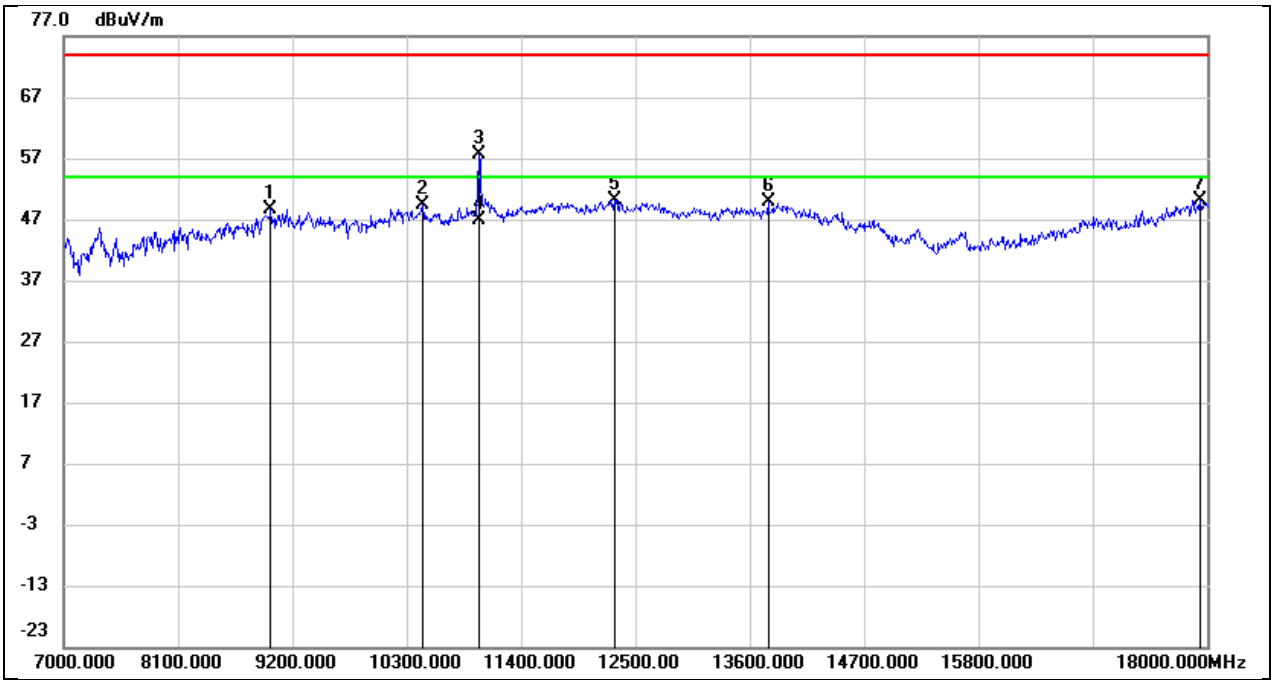

No.	Frequency (MHz)	Reading (dBuV)	Correct (dB/m)	Result (dBuV/m)	Limit (dBuV/m)	Margin (dB)	Remark
1	8991.000	36.94	11.73	48.67	74.00	-25.33	peak
2	10454.000	36.03	13.38	49.41	74.00	-24.59	peak
3	10993.000	42.67	14.86	57.53	74.00	-16.47	peak
4	10993.000	31.94	14.86	46.80	54.00	-7.20	AVG
5	12302.000	31.33	18.79	50.12	74.00	-23.88	peak
6	13776.000	27.48	22.30	49.78	74.00	-24.22	peak
7	17934.000	23.52	26.69	50.21	74.00	-23.79	peak

Note:

1. based on preliminary testing, there were no significant differences between the two models and therefore model [MT6761 version] was fully tested.

This report shall not be reproduced except in full, without the written approval of UL Verification Services (Guangzhou) Co., Ltd, Song Shan Lake Branch.

Test Mode:	802.11a 20 PK	Frequency(MHz):	5580
Polarity:	Horizontal	Test Voltage:	AC 120V_60Hz

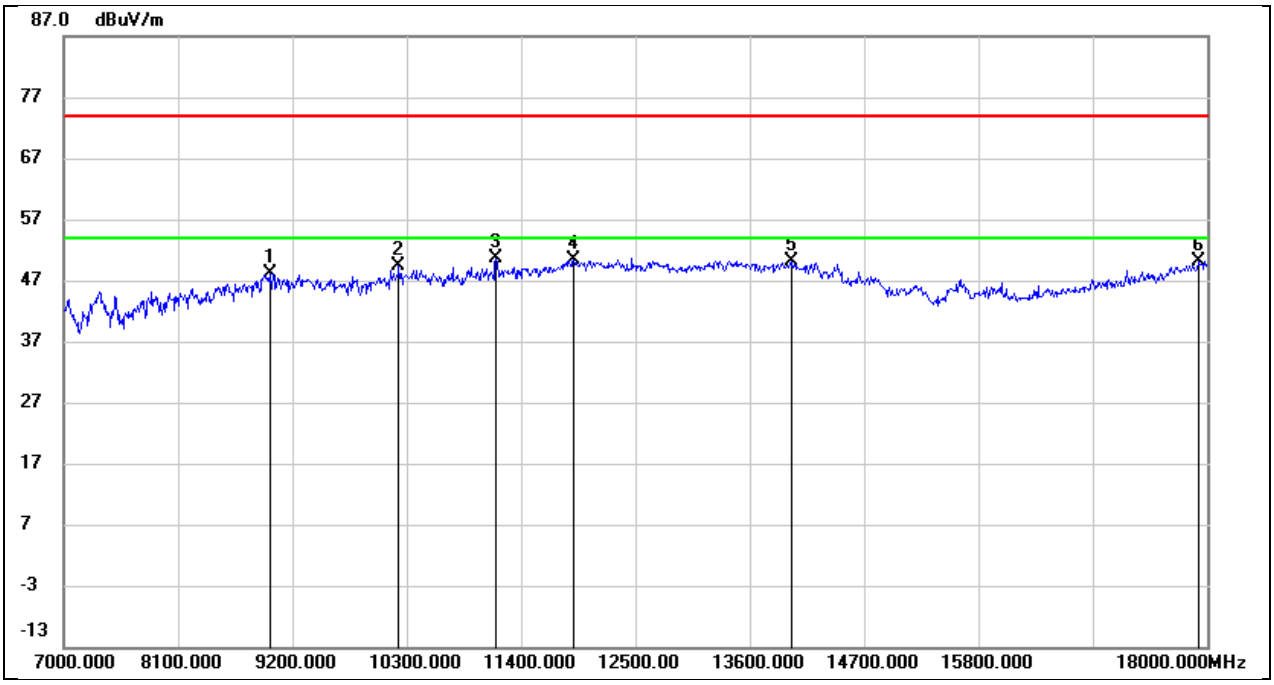

No.	Frequency (MHz)	Reading (dBuV)	Correct (dB/m)	Result (dBuV/m)	Limit (dBuV/m)	Margin (dB)	Remark
1	8980.000	36.53	11.57	48.10	74.00	-25.90	peak
2	10223.000	36.87	12.44	49.31	74.00	-24.69	peak
3	11158.000	35.28	15.25	50.53	74.00	-23.47	peak
4	11906.000	32.36	18.11	50.47	74.00	-23.53	peak
5	13996.000	27.70	22.54	50.24	74.00	-23.76	peak
6	17912.000	23.64	26.60	50.24	74.00	-23.76	peak

This report shall not be reproduced except in full, without the written approval of UL Verification Services (Guangzhou) Co., Ltd, Song Shan Lake Branch.

Test Mode:	802.11a 20 PK	Frequency(MHz):	5580
Polarity:	Vertical	Test Voltage:	AC 120V_60Hz

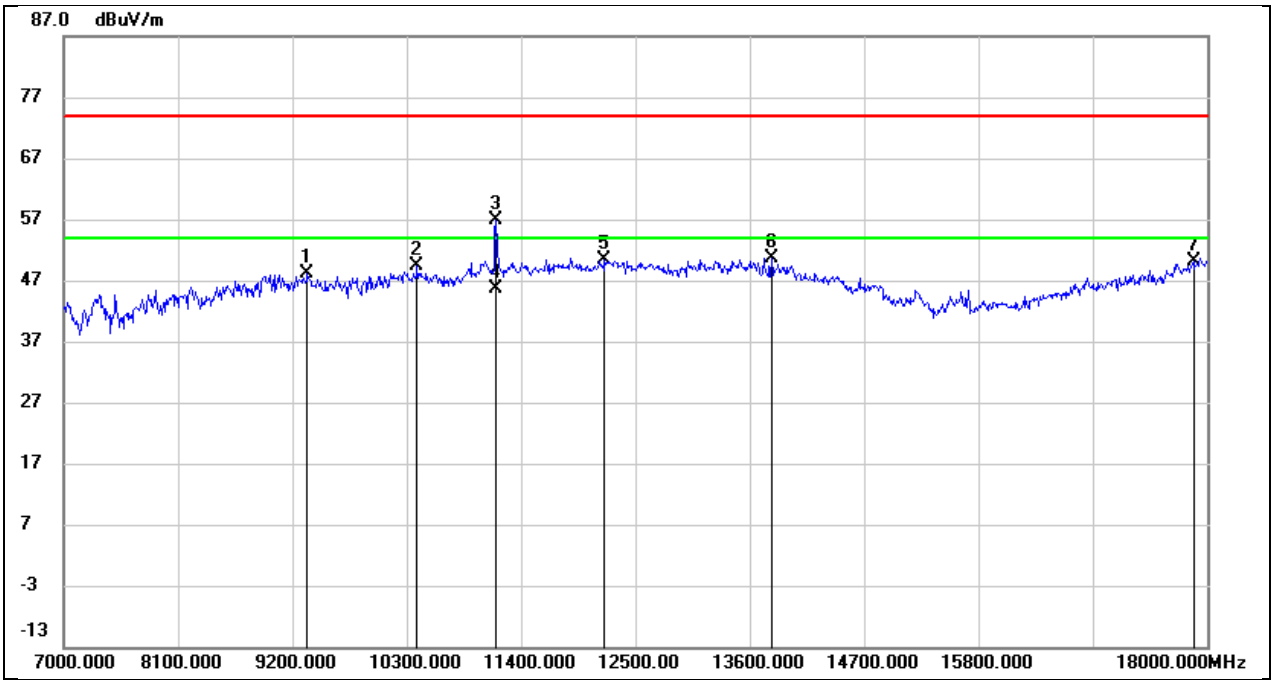

No.	Frequency (MHz)	Reading (dBuV)	Correct (dB/m)	Result (dBuV/m)	Limit (dBuV/m)	Margin (dB)	Remark
1	9343.000	37.70	10.49	48.19	74.00	-25.81	peak
2	10399.000	36.23	13.23	49.46	74.00	-24.54	peak
3	11158.000	41.61	15.25	56.86	74.00	-17.14	peak
4	11158.000	30.35	15.25	45.60	54.00	-8.40	AVG
5	12203.000	31.76	18.59	50.35	74.00	-23.65	peak
6	13809.000	28.26	22.43	50.69	74.00	-23.31	peak
7	17868.000	23.69	26.41	50.10	74.00	-23.90	peak

This report shall not be reproduced except in full, without the written approval of UL Verification Services (Guangzhou) Co., Ltd, Song Shan Lake Branch.

Test Mode:	802.11a 20 PK	Frequency(MHz):	5700
Polarity:	Horizontal	Test Voltage:	AC 120V_60Hz

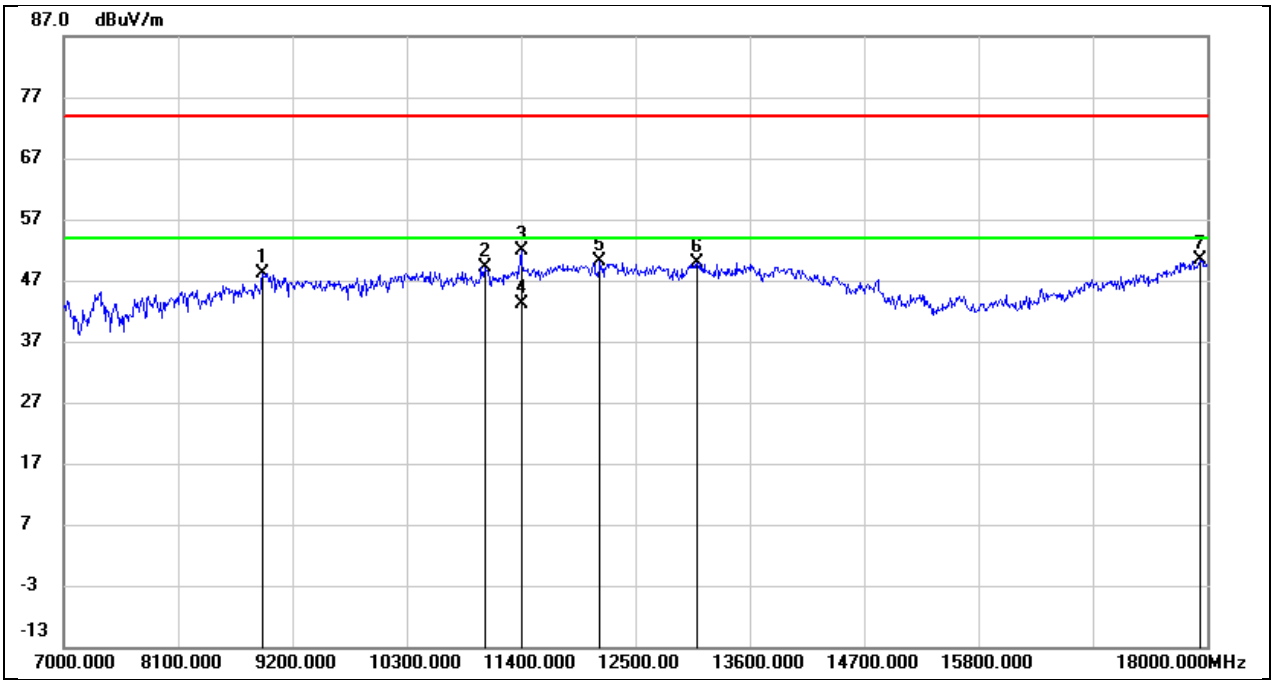

No.	Frequency (MHz)	Reading (dBuV)	Correct (dB/m)	Result (dBuV/m)	Limit (dBuV/m)	Margin (dB)	Remark
1	8914.000	37.62	10.58	48.20	74.00	-25.80	peak
2	11048.000	34.18	14.99	49.17	74.00	-24.83	peak
3	11400.000	35.26	16.57	51.83	74.00	-22.17	peak
4	11400.000	26.63	16.57	43.20	54.00	-10.80	AVG
5	12159.000	31.55	18.58	50.13	74.00	-23.87	peak
6	13094.000	30.38	19.54	49.92	74.00	-24.08	peak
7	17934.000	23.81	26.69	50.50	74.00	-23.50	peak

This report shall not be reproduced except in full, without the written approval of UL Verification Services (Guangzhou) Co., Ltd, Song Shan Lake Branch.

Test Mode:	802.11a 20 PK	Frequency(MHz):	5700
Polarity:	Vertical	Test Voltage:	AC 120V_60Hz

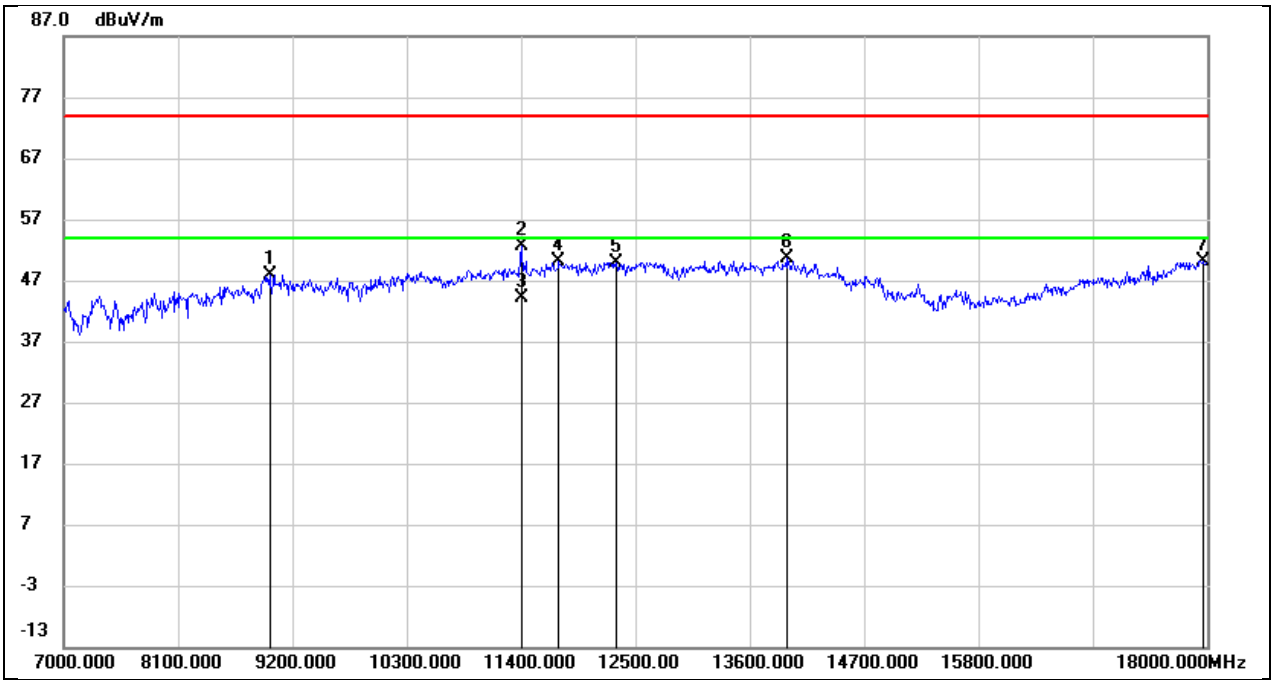

No.	Frequency (MHz)	Reading (dBuV)	Correct (dB/m)	Result (dBuV/m)	Limit (dBuV/m)	Margin (dB)	Remark
1	8980.000	36.37	11.57	47.94	74.00	-26.06	peak
2	11400.000	36.15	16.57	52.72	74.00	-21.28	peak
3	11400.000	27.53	16.57	44.10	54.00	-9.90	AVG
4	11763.000	32.65	17.46	50.11	74.00	-23.89	peak
5	12313.000	31.18	18.81	49.99	74.00	-24.01	peak
6	13952.000	28.10	22.51	50.61	74.00	-23.39	peak
7	17956.000	23.44	26.78	50.22	74.00	-23.78	peak

This report shall not be reproduced except in full, without the written approval of UL Verification Services (Guangzhou) Co., Ltd, Song Shan Lake Branch.

Test Mode:	802.11a 20 PK	Frequency(MHz):	5720
Polarity:	Horizontal	Test Voltage:	AC 120V_60Hz

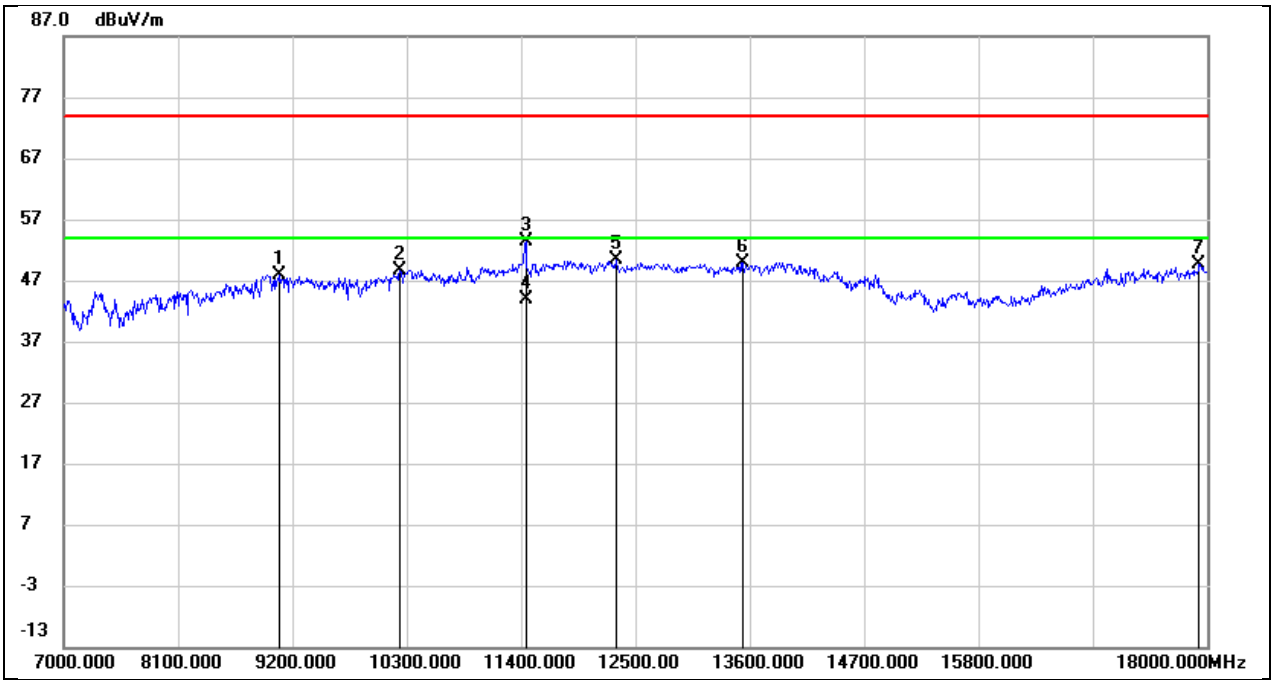

No.	Frequency (MHz)	Reading (dBuV)	Correct (dB/m)	Result (dBuV/m)	Limit (dBuV/m)	Margin (dB)	Remark
1	9079.000	36.81	11.15	47.96	74.00	-26.04	peak
2	10234.000	36.17	12.49	48.66	74.00	-25.34	peak
3	11444.000	36.69	16.71	53.40	74.00	-20.60	peak
4	11444.000	27.19	16.71	43.90	54.00	-10.10	AVG
5	12313.000	31.46	18.81	50.27	74.00	-23.73	peak
6	13534.000	28.59	21.41	50.00	74.00	-24.00	peak
7	17923.000	23.09	26.64	49.73	74.00	-24.27	peak

This report shall not be reproduced except in full, without the written approval of UL Verification Services (Guangzhou) Co., Ltd, Song Shan Lake Branch.

Test Mode:	802.11a 20 PK	Frequency(MHz):	5720
Polarity:	Vertical	Test Voltage:	AC 120V_60Hz

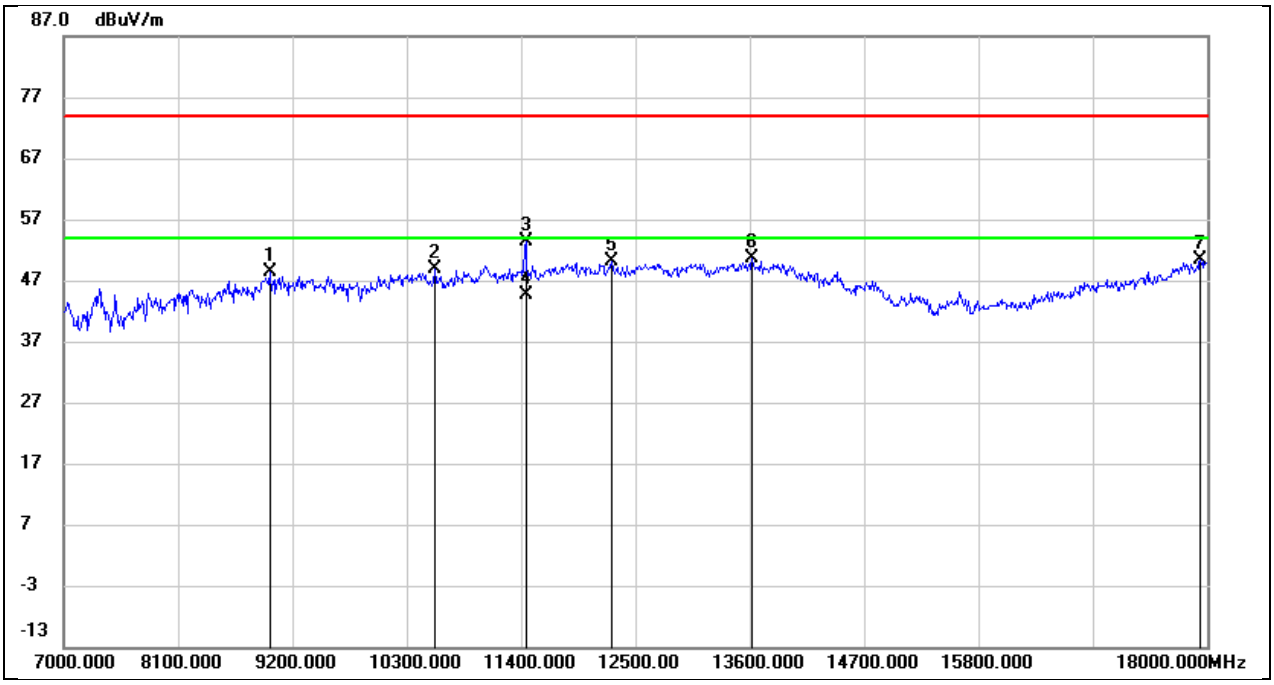

No.	Frequency (MHz)	Reading (dBuV)	Correct (dB/m)	Result (dBuV/m)	Limit (dBuV/m)	Margin (dB)	Remark
1	8980.000	36.71	11.57	48.28	74.00	-25.72	peak
2	10575.000	35.16	13.70	48.86	74.00	-25.14	peak
3	11444.000	36.57	16.71	53.28	74.00	-20.72	peak
4	11444.000	27.89	16.71	44.60	54.00	-9.40	AVG
5	12269.000	31.44	18.72	50.16	74.00	-23.84	peak
6	13622.000	29.00	21.53	50.53	74.00	-23.47	peak
7	17934.000	23.69	26.69	50.38	74.00	-23.62	peak

This report shall not be reproduced except in full, without the written approval of UL Verification Services (Guangzhou) Co., Ltd, Song Shan Lake Branch.

Test Mode:	802.11a 20 PK	Frequency(MHz):	5745
Polarity:	Horizontal	Test Voltage:	AC 120V_60Hz

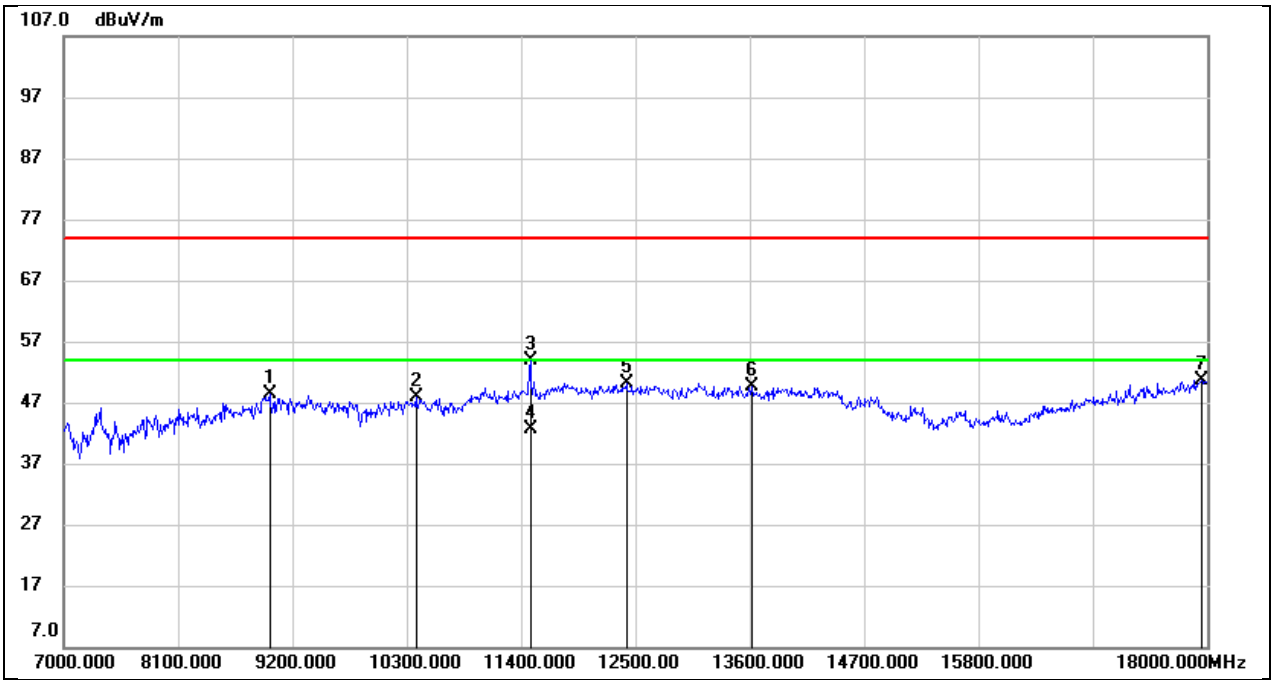

No.	Frequency (MHz)	Reading (dBuV)	Correct (dB/m)	Result (dBuV/m)	Limit (dBuV/m)	Margin (dB)	Remark
1	8980.000	36.87	11.57	48.44	74.00	-25.56	peak
2	10388.000	34.69	13.18	47.87	74.00	-26.13	peak
3	11488.000	37.03	16.84	53.87	74.00	-20.13	peak
4	11488.000	25.86	16.84	42.70	54.00	-11.30	AVG
5	12412.000	31.13	18.94	50.07	74.00	-23.93	peak
6	13622.000	28.18	21.53	49.71	74.00	-24.29	peak
7	17945.000	23.83	26.74	50.57	74.00	-23.43	peak

This report shall not be reproduced except in full, without the written approval of UL Verification Services (Guangzhou) Co., Ltd, Song Shan Lake Branch.

Test Mode:	802.11a 20 PK	Frequency(MHz):	5745
Polarity:	Vertical	Test Voltage:	AC 120V_60Hz

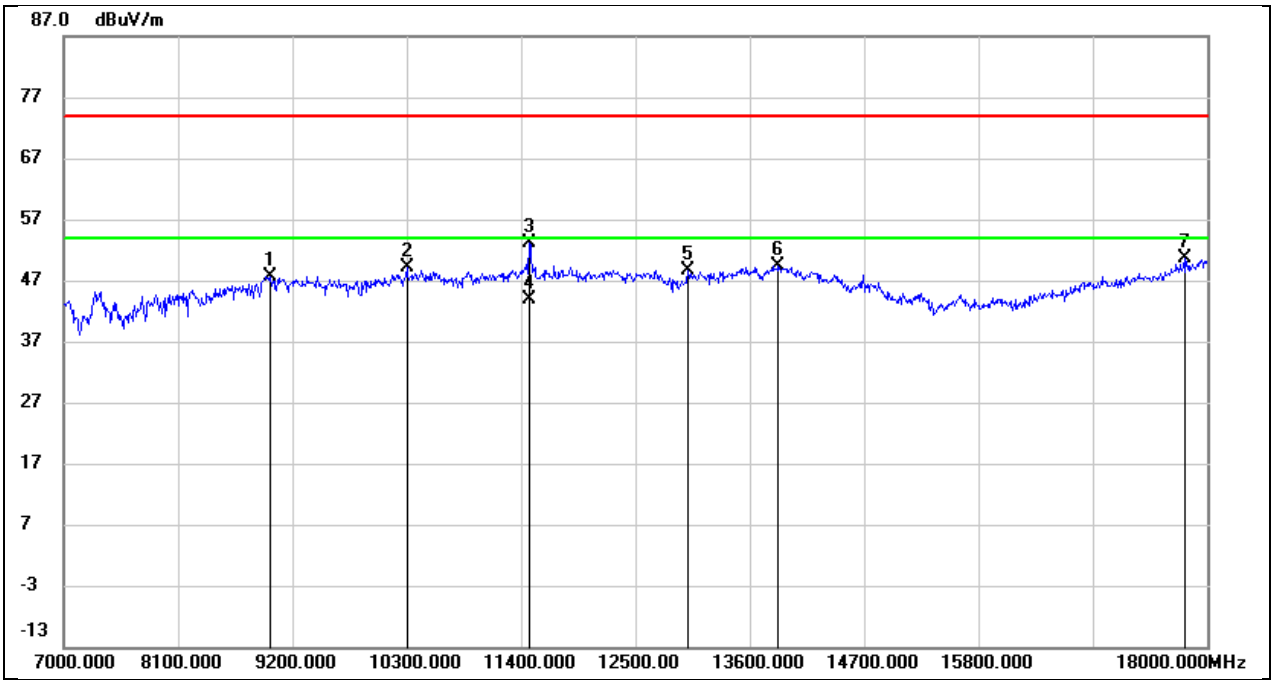

No.	Frequency (MHz)	Reading (dBuV)	Correct (dB/m)	Result (dBuV/m)	Limit (dBuV/m)	Margin (dB)	Remark
1	8980.000	36.16	11.57	47.73	74.00	-26.27	peak
2	10300.000	36.38	12.78	49.16	74.00	-24.84	peak
3	11477.000	36.21	16.81	53.02	74.00	-20.98	peak
4	11477.000	26.99	16.81	43.80	54.00	-10.20	AVG
5	13006.000	29.57	19.12	48.69	74.00	-25.31	peak
6	13875.000	26.84	22.46	49.30	74.00	-24.70	peak
7	17780.000	24.69	25.89	50.58	74.00	-23.42	peak

This report shall not be reproduced except in full, without the written approval of UL Verification Services (Guangzhou) Co., Ltd, Song Shan Lake Branch.

Test Mode:	802.11a 20 PK	Frequency(MHz):	5785
Polarity:	Horizontal	Test Voltage:	AC 120V_60Hz

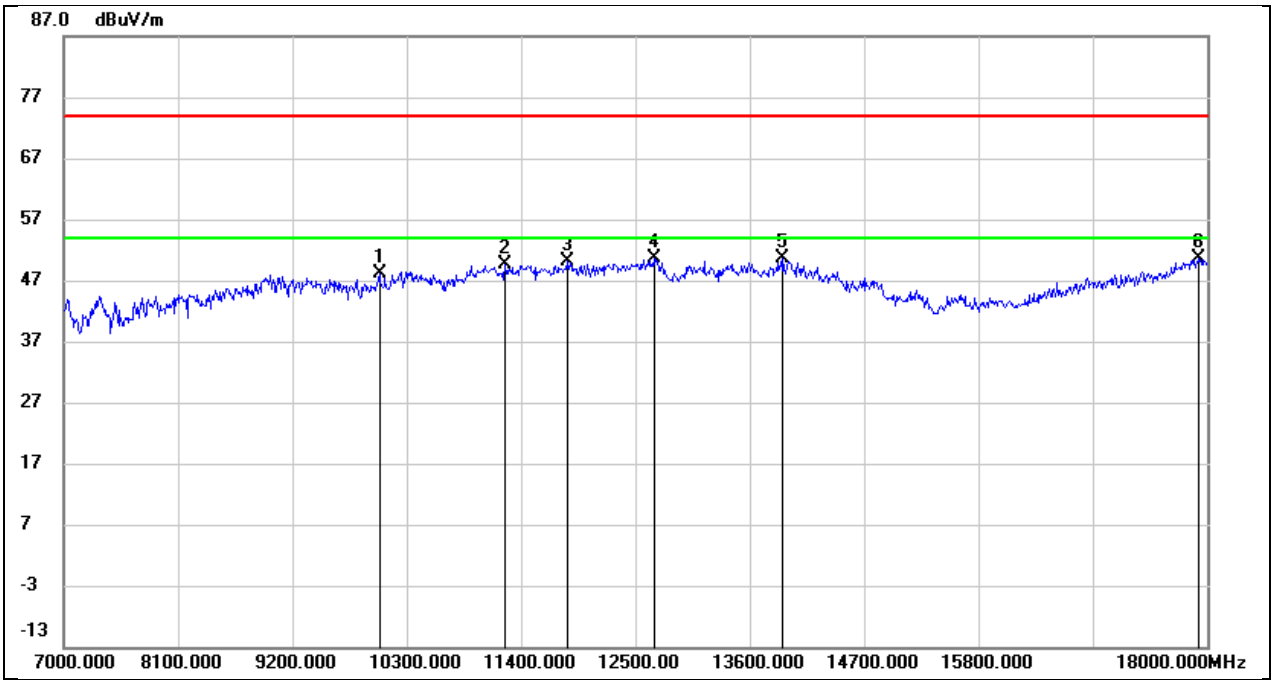

No.	Frequency (MHz)	Reading (dBuV)	Correct (dB/m)	Result (dBuV/m)	Limit (dBuV/m)	Margin (dB)	Remark
1	10036.000	36.01	12.20	48.21	74.00	-25.79	peak
2	11246.000	34.09	15.62	49.71	74.00	-24.29	peak
3	11840.000	32.34	17.76	50.10	74.00	-23.90	peak
4	12676.000	32.05	18.50	50.55	74.00	-23.45	peak
5	13919.000	28.23	22.49	50.72	74.00	-23.28	peak
6	17923.000	23.89	26.64	50.53	74.00	-23.47	peak

This report shall not be reproduced except in full, without the written approval of UL Verification Services (Guangzhou) Co., Ltd, Song Shan Lake Branch.

Test Mode:	802.11a 20 PK	Frequency(MHz):	5785
Polarity:	Vertical	Test Voltage:	AC 120V_60Hz

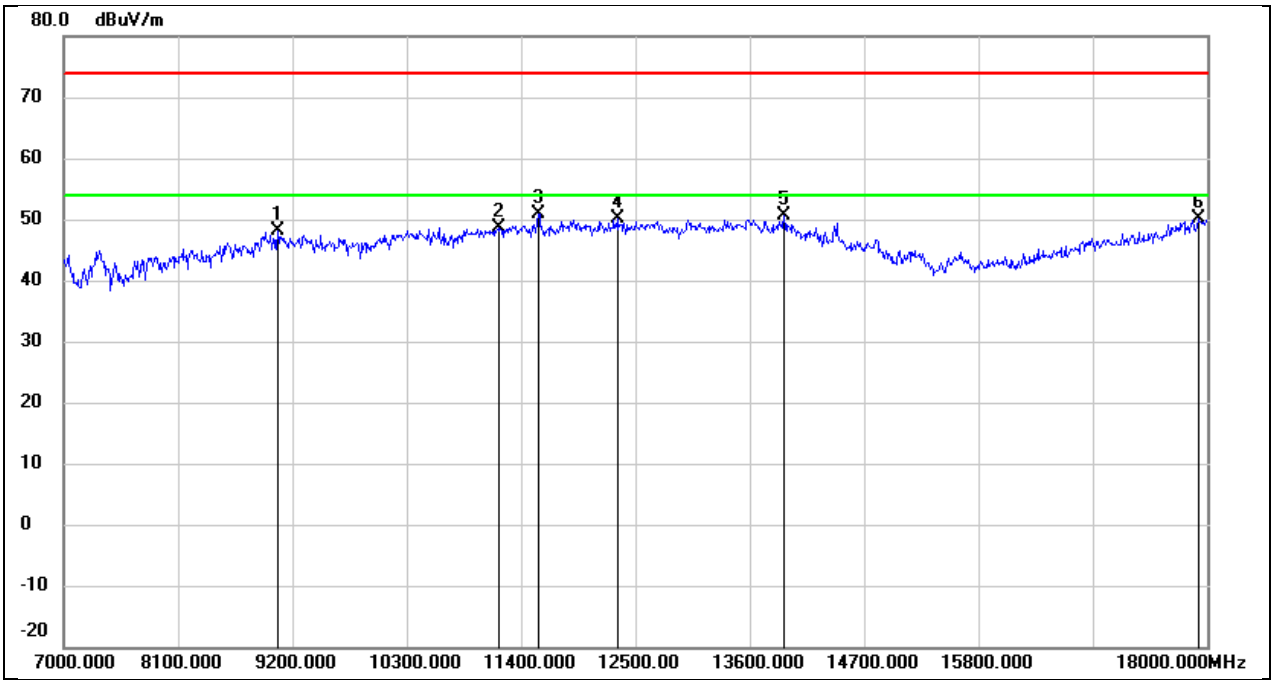

No.	Frequency (MHz)	Reading (dBuV)	Correct (dB/m)	Result (dBuV/m)	Limit (dBuV/m)	Margin (dB)	Remark
1	9057.000	36.70	11.35	48.05	74.00	-25.95	peak
2	11191.000	33.33	15.32	48.65	74.00	-25.35	peak
3	11565.000	34.01	16.97	50.98	74.00	-23.02	peak
4	12324.000	31.34	18.84	50.18	74.00	-23.82	peak
5	13930.000	28.10	22.50	50.60	74.00	-23.40	peak
6	17912.000	23.46	26.60	50.06	74.00	-23.94	peak

This report shall not be reproduced except in full, without the written approval of UL Verification Services (Guangzhou) Co., Ltd, Song Shan Lake Branch.

Test Mode:	802.11a 20 PK	Frequency(MHz):	5825
Polarity:	Horizontal	Test Voltage:	AC 120V_60Hz

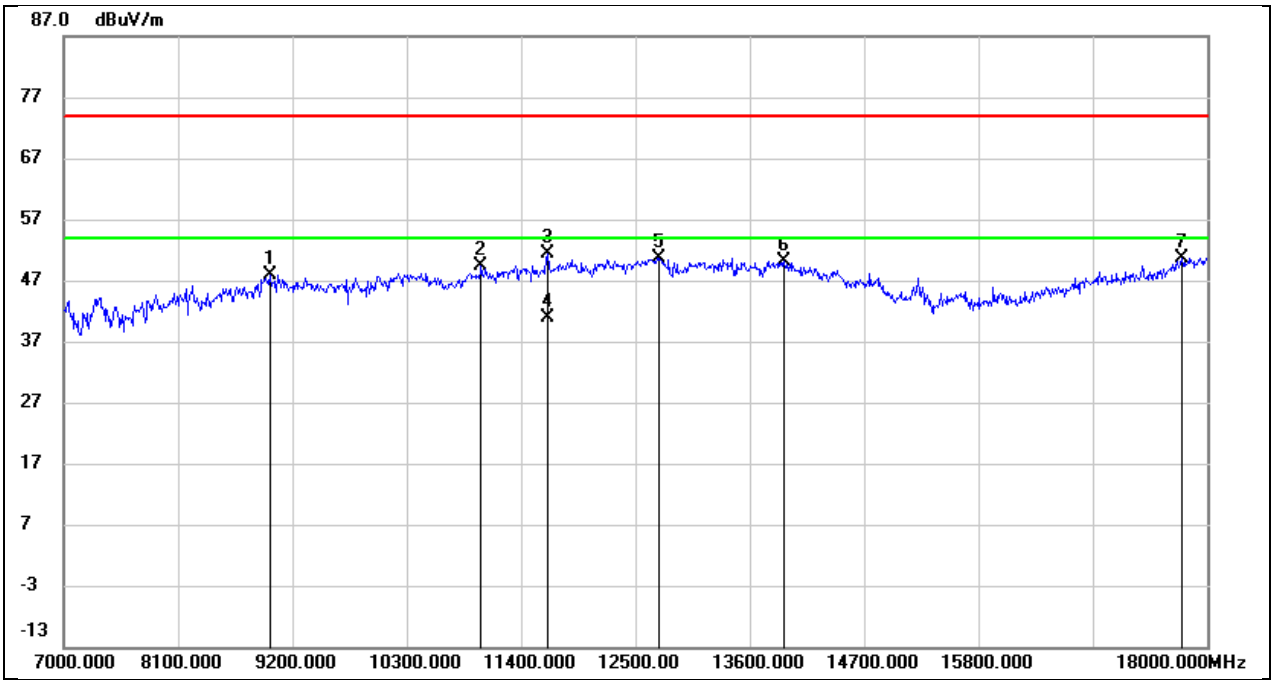

No.	Frequency (MHz)	Reading (dBuV)	Correct (dB/m)	Result (dBuV/m)	Limit (dBuV/m)	Margin (dB)	Remark
1	8980.000	36.40	11.57	47.97	74.00	-26.03	peak
2	11015.000	34.48	14.93	49.41	74.00	-24.59	peak
3	11653.000	34.21	17.16	51.37	74.00	-22.63	peak
4	11653.000	23.74	17.16	40.90	54.00	-13.10	AVG
5	12731.000	32.01	18.65	50.66	74.00	-23.34	peak
6	13930.000	27.58	22.50	50.08	74.00	-23.92	peak
7	17758.000	25.08	25.64	50.72	74.00	-23.28	peak

This report shall not be reproduced except in full, without the written approval of UL Verification Services (Guangzhou) Co., Ltd, Song Shan Lake Branch.

Test Mode:	802.11a 20 PK	Frequency(MHz):	5825
Polarity:	Vertical	Test Voltage:	AC 120V_60Hz

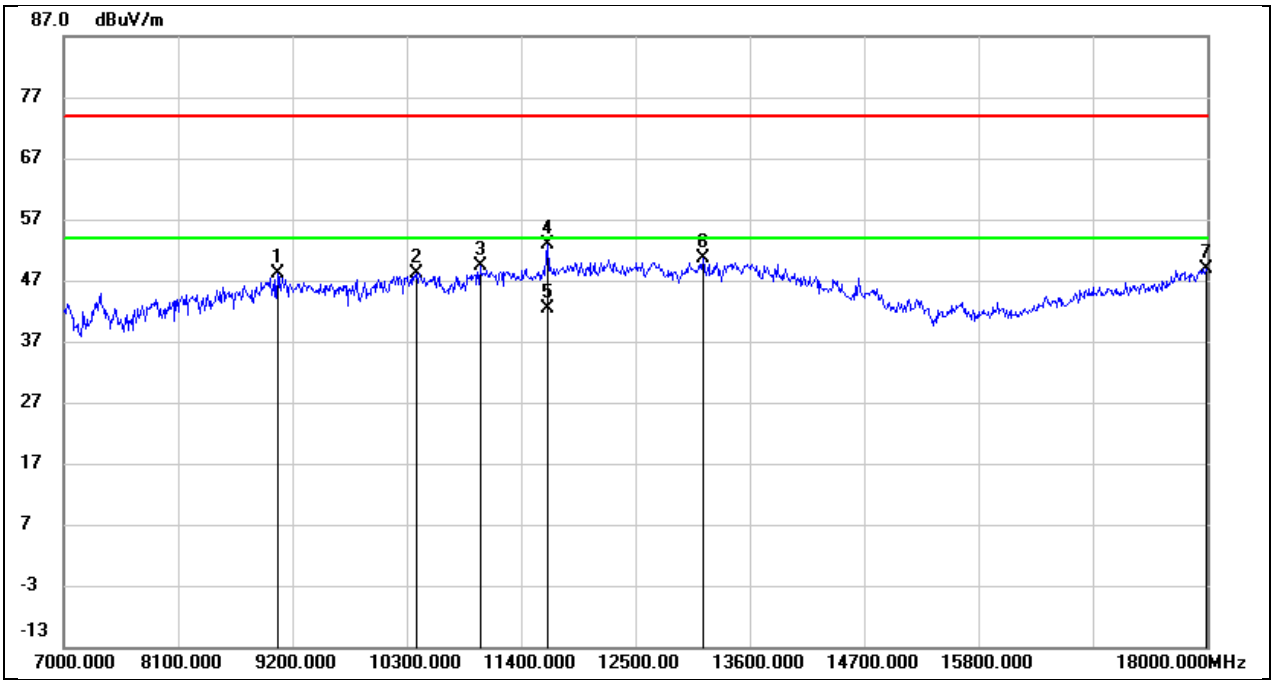

No.	Frequency (MHz)	Reading (dBuV)	Correct (dB/m)	Result (dBuV/m)	Limit (dBuV/m)	Margin (dB)	Remark
1	9057.000	36.89	11.35	48.24	74.00	-25.76	peak
2	10399.000	34.80	13.23	48.03	74.00	-25.97	peak
3	11004.000	34.59	14.90	49.49	74.00	-24.51	peak
4	11653.000	35.73	17.16	52.89	74.00	-21.11	peak
5	11653.000	25.24	17.16	42.40	54.00	-11.60	AVG
6	13149.000	30.72	19.79	50.51	74.00	-23.49	peak
7	17989.000	21.98	26.92	48.90	74.00	-25.10	peak

This report shall not be reproduced except in full, without the written approval of UL Verification Services (Guangzhou) Co., Ltd, Song Shan Lake Branch.

Test Mode:	802.11n HT20	Frequency(MHz):	5180
Polarity:	Horizontal	Test Voltage:	AC 120V_60Hz

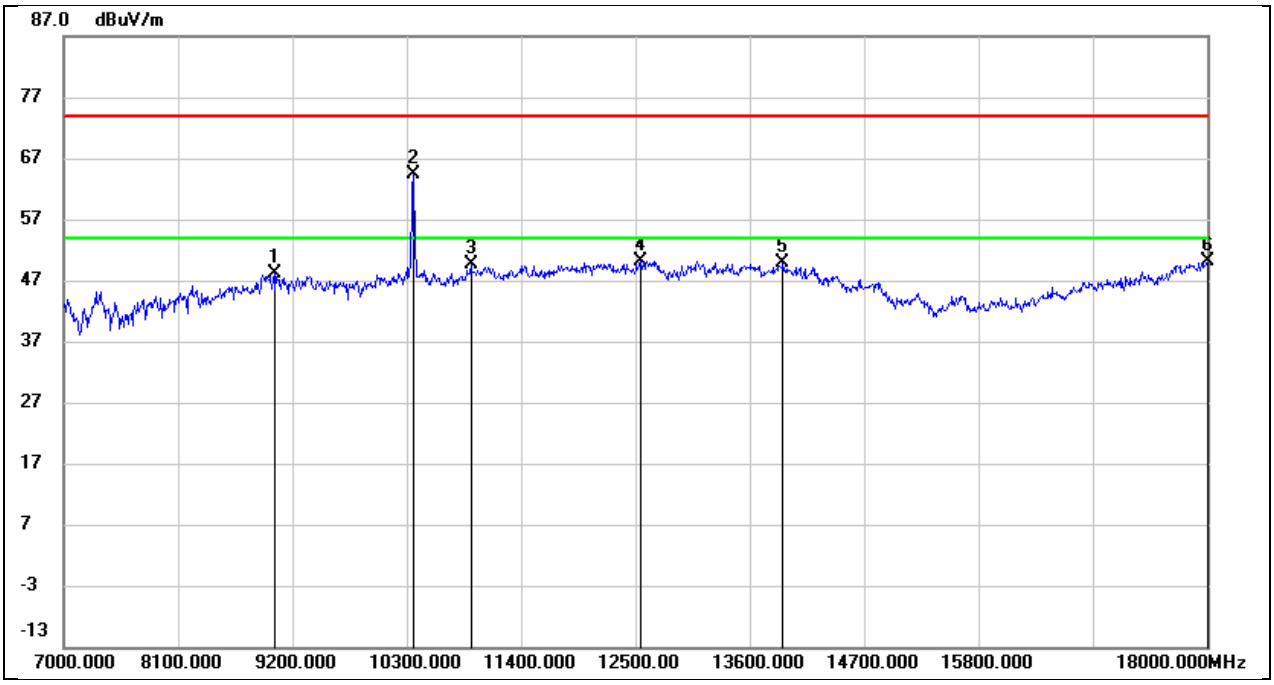

No.	Frequency (MHz)	Reading (dBuV)	Correct (dB/m)	Result (dBuV/m)	Limit (dBuV/m)	Margin (dB)	Remark
1	9024.000	36.51	11.65	48.16	74.00	-25.84	peak
2	10366.000	51.28	13.08	64.36	74.00	-9.64	peak
3	10916.000	35.22	14.45	49.67	74.00	-24.33	peak
4	12544.000	31.73	18.46	50.19	74.00	-23.81	peak
5	13919.000	27.51	22.49	50.00	74.00	-24.00	peak
6	18000.000	23.10	26.97	50.07	74.00	-23.93	peak

This report shall not be reproduced except in full, without the written approval of UL Verification Services (Guangzhou) Co., Ltd, Song Shan Lake Branch.

Test Mode:	802.11n HT20	Frequency(MHz):	5180
Polarity:	Vertical	Test Voltage:	AC 120V_60Hz

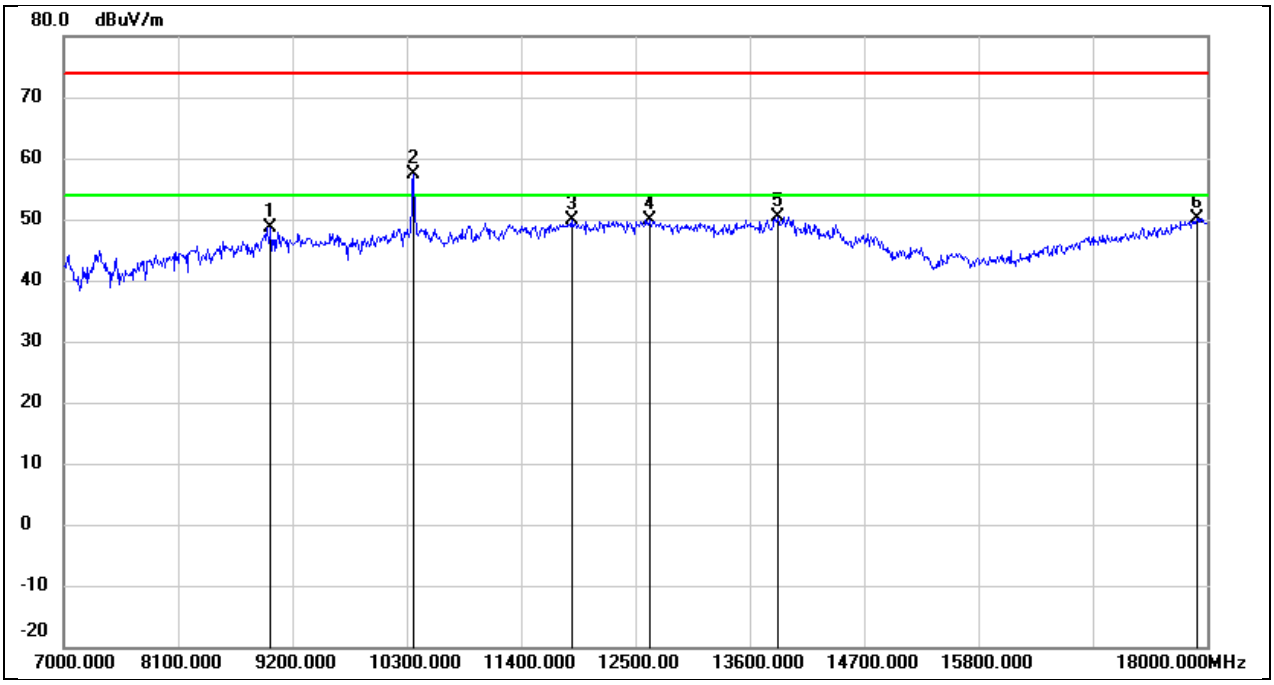

No.	Frequency (MHz)	Reading (dBuV)	Correct (dB/m)	Result (dBuV/m)	Limit (dBuV/m)	Margin (dB)	Remark
1	8991.000	36.92	11.73	48.65	74.00	-25.35	peak
2	10366.000	44.30	13.08	57.38	74.00	-16.62	peak
3	11884.000	31.84	18.00	49.84	74.00	-24.16	peak
4	12632.000	31.52	18.40	49.92	74.00	-24.08	peak
5	13864.000	27.96	22.45	50.41	74.00	-23.59	peak
6	17901.000	23.56	26.55	50.11	74.00	-23.89	peak

This report shall not be reproduced except in full, without the written approval of UL Verification Services (Guangzhou) Co., Ltd, Song Shan Lake Branch.

Test Mode:	802.11n HT20	Frequency(MHz):	5200
Polarity:	Horizontal	Test Voltage:	AC 120V_60Hz

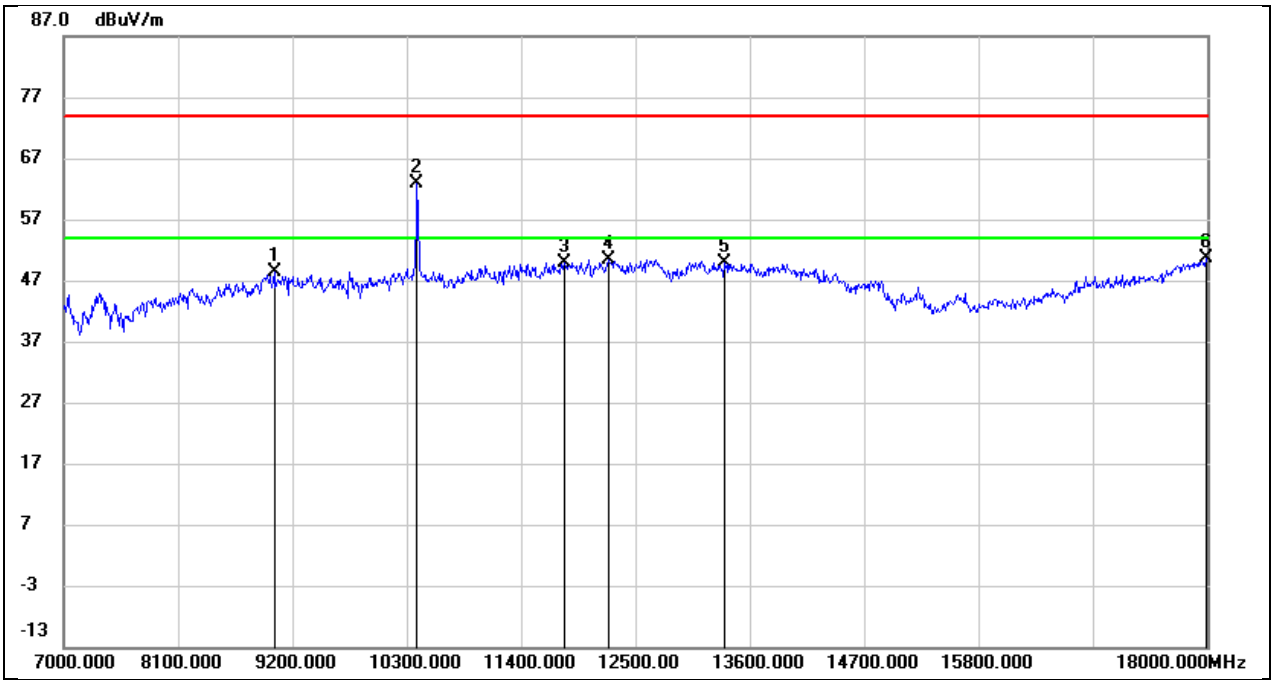

No.	Frequency (MHz)	Reading (dBuV)	Correct (dB/m)	Result (dBuV/m)	Limit (dBuV/m)	Margin (dB)	Remark
1	9024.000	36.62	11.65	48.27	74.00	-25.73	peak
2	10399.000	49.60	13.23	62.83	74.00	-11.17	peak
3	11818.000	32.19	17.65	49.84	74.00	-24.16	peak
4	12236.000	31.78	18.66	50.44	74.00	-23.56	peak
5	13358.000	28.97	20.89	49.86	74.00	-24.14	peak
6	17989.000	23.64	26.92	50.56	74.00	-23.44	peak

This report shall not be reproduced except in full, without the written approval of UL Verification Services (Guangzhou) Co., Ltd, Song Shan Lake Branch.

Test Mode:	802.11n HT20	Frequency(MHz):	5200
Polarity:	Vertical	Test Voltage:	AC 120V_60Hz

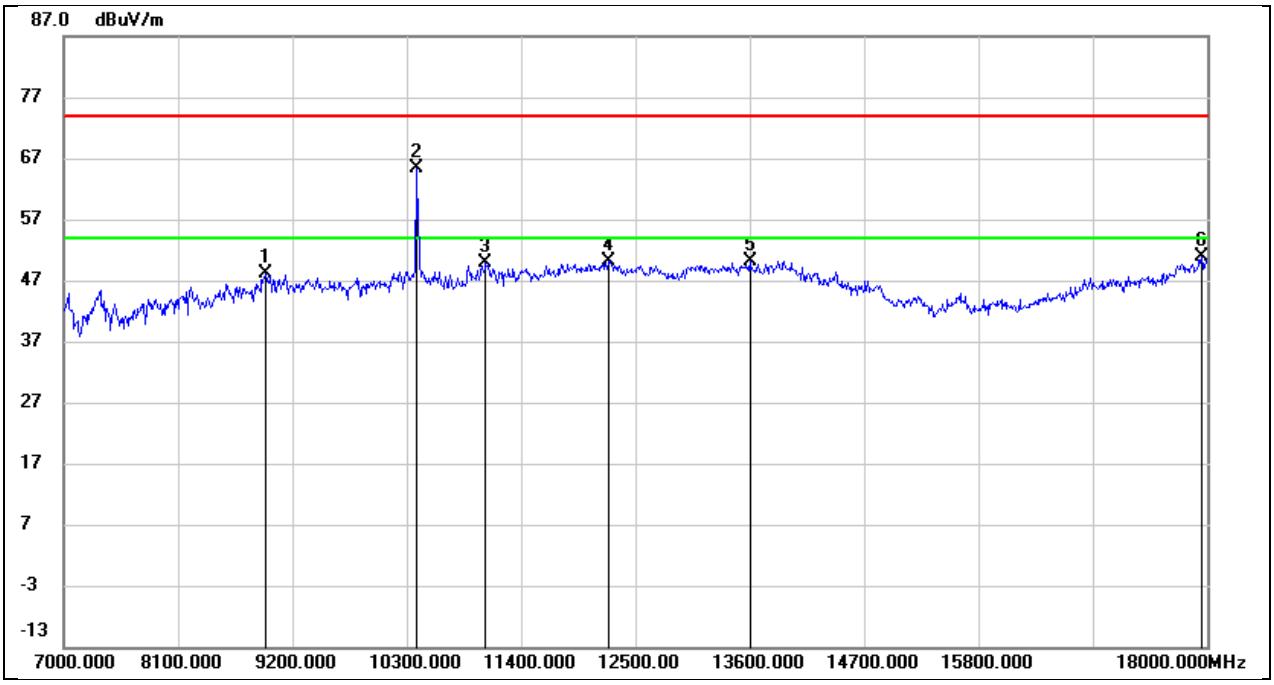

No.	Frequency (MHz)	Reading (dBuV)	Correct (dB/m)	Result (dBuV/m)	Limit (dBuV/m)	Margin (dB)	Remark
1	8947.000	36.93	11.08	48.01	74.00	-25.99	peak
2	10388.000	52.28	13.18	65.46	74.00	-8.54	peak
3	11059.000	34.84	15.02	49.86	74.00	-24.14	peak
4	12236.000	31.45	18.66	50.11	74.00	-23.89	peak
5	13600.000	28.72	21.42	50.14	74.00	-23.86	peak
6	17945.000	24.06	26.74	50.80	74.00	-23.20	peak

This report shall not be reproduced except in full, without the written approval of UL Verification Services (Guangzhou) Co., Ltd, Song Shan Lake Branch.

Test Mode:	802.11n HT20	Frequency(MHz):	5240
Polarity:	Horizontal	Test Voltage:	AC 120V_60Hz

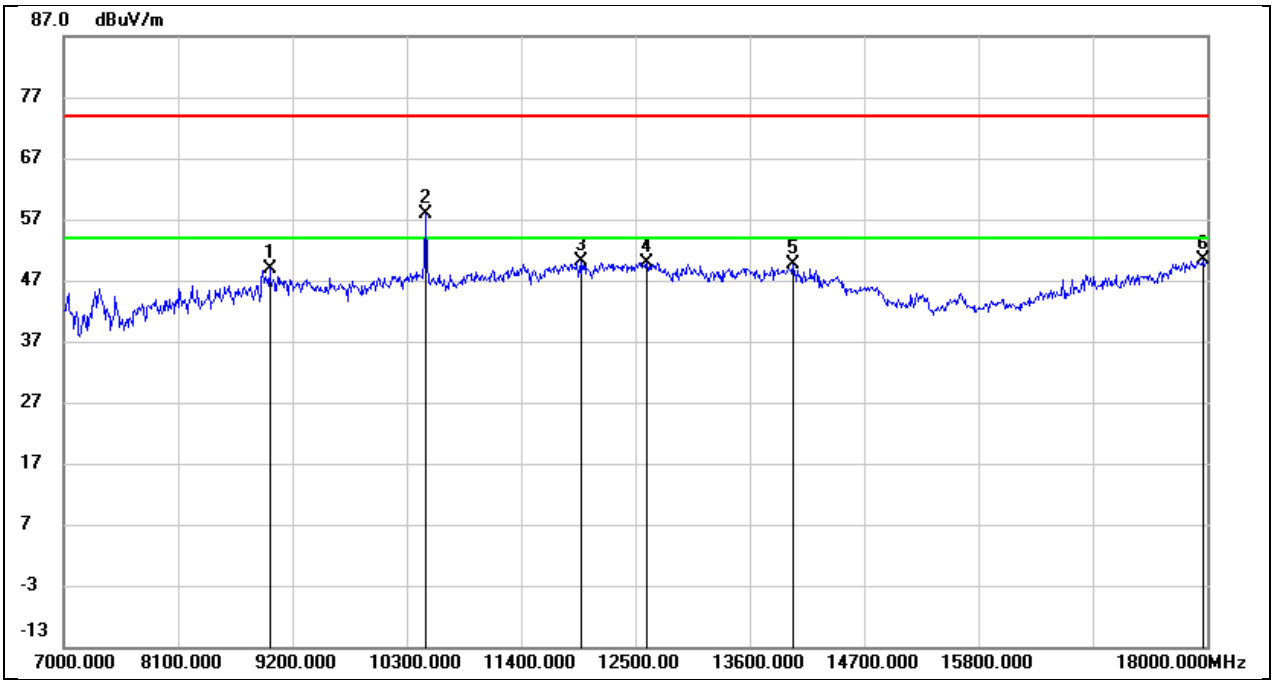

No.	Frequency (MHz)	Reading (dBuV)	Correct (dB/m)	Result (dBuV/m)	Limit (dBuV/m)	Margin (dB)	Remark
1	8980.000	37.24	11.57	48.81	74.00	-25.19	peak
2	10487.000	44.46	13.46	57.92	74.00	-16.08	peak
3	11972.000	31.63	18.45	50.08	74.00	-23.92	peak
4	12610.000	31.57	18.34	49.91	74.00	-24.09	peak
5	14018.000	27.22	22.49	49.71	74.00	-24.29	peak
6	17967.000	23.51	26.83	50.34	74.00	-23.66	peak

This report shall not be reproduced except in full, without the written approval of UL Verification Services (Guangzhou) Co., Ltd, Song Shan Lake Branch.

Test Mode:	802.11n HT20	Frequency(MHz):	5240
Polarity:	Vertical	Test Voltage:	AC 120V_60Hz

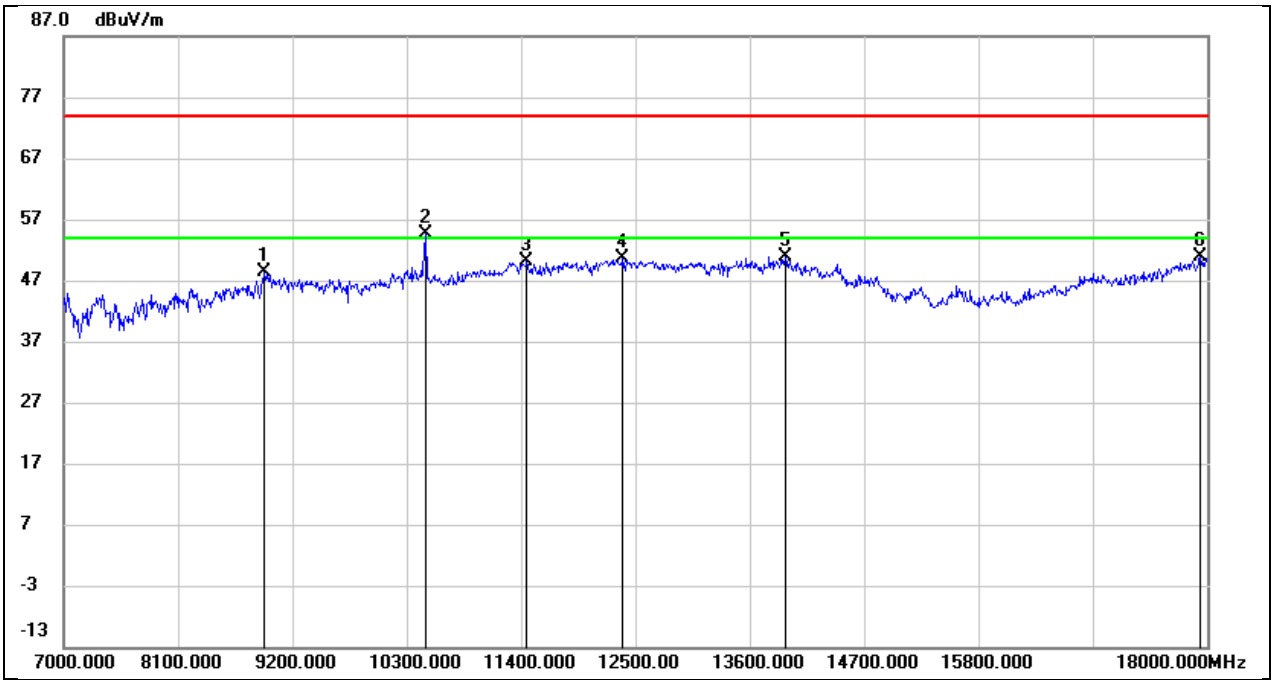

No.	Frequency (MHz)	Reading (dBuV)	Correct (dB/m)	Result (dBuV/m)	Limit (dBuV/m)	Margin (dB)	Remark
1	8925.000	37.64	10.75	48.39	74.00	-25.61	peak
2	10487.000	41.19	13.46	54.65	74.00	-19.35	peak
3	11455.000	33.29	16.74	50.03	74.00	-23.97	peak
4	12379.000	31.60	18.94	50.54	74.00	-23.46	peak
5	13941.000	28.43	22.50	50.93	74.00	-23.07	peak
6	17934.000	24.14	26.69	50.83	74.00	-23.17	peak

This report shall not be reproduced except in full, without the written approval of UL Verification Services (Guangzhou) Co., Ltd, Song Shan Lake Branch.

Test Mode:	802.11n HT20	Frequency(MHz):	5260
Polarity:	Horizontal	Test Voltage:	AC 120V_60Hz

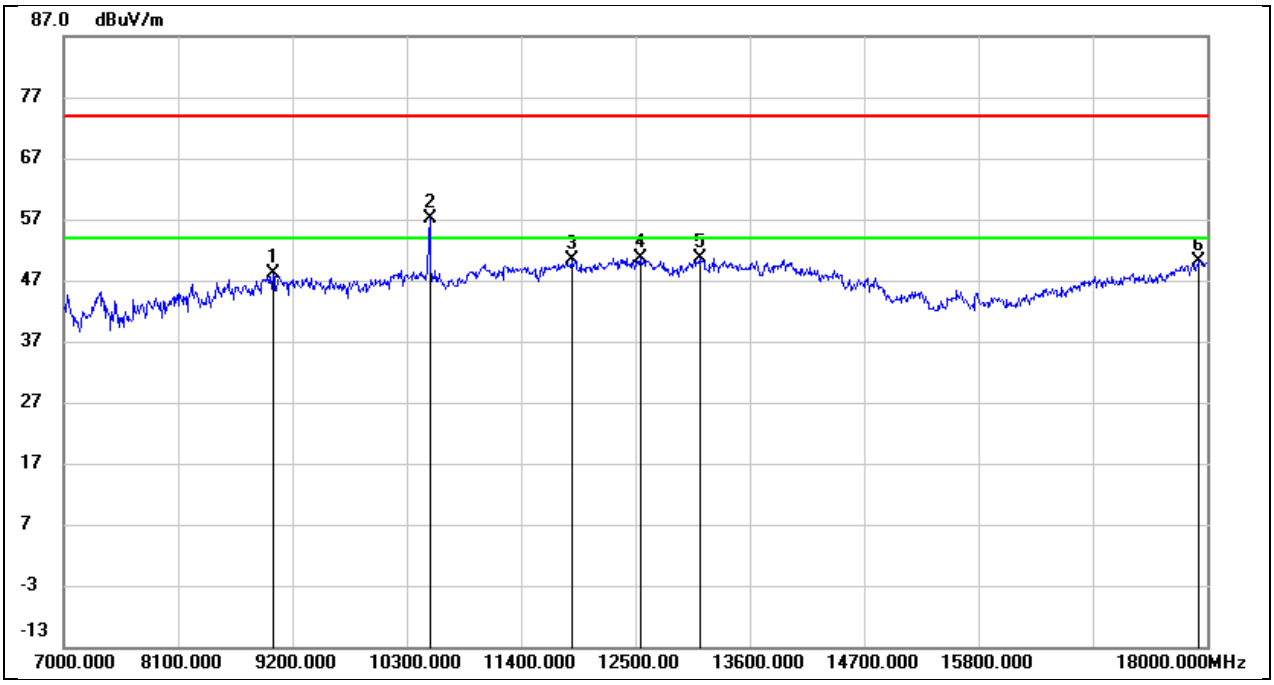

No.	Frequency (MHz)	Reading (dBuV)	Correct (dB/m)	Result (dBuV/m)	Limit (dBuV/m)	Margin (dB)	Remark
1	9013.000	36.42	11.75	48.17	74.00	-25.83	peak
2	10520.000	43.64	13.56	57.20	74.00	-16.80	peak
3	11884.000	32.28	18.00	50.28	74.00	-23.72	peak
4	12544.000	32.13	18.46	50.59	74.00	-23.41	peak
5	13116.000	31.02	19.64	50.66	74.00	-23.34	peak
6	17923.000	23.52	26.64	50.16	74.00	-23.84	peak

This report shall not be reproduced except in full, without the written approval of UL Verification Services (Guangzhou) Co., Ltd, Song Shan Lake Branch.

Test Mode:	802.11n HT20	Frequency(MHz):	5260
Polarity:	Vertical	Test Voltage:	AC 120V_60Hz

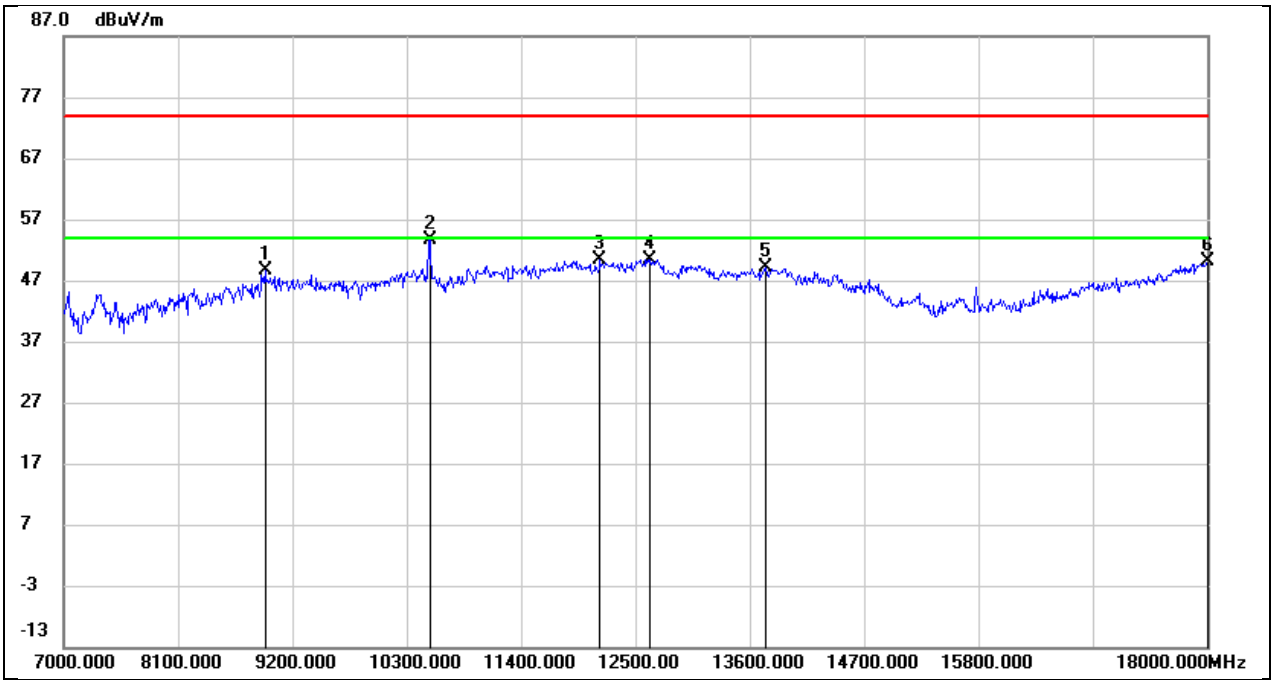

No.	Frequency (MHz)	Reading (dBuV)	Correct (dB/m)	Result (dBuV/m)	Limit (dBuV/m)	Margin (dB)	Remark
1	8936.000	37.60	10.91	48.51	74.00	-25.49	peak
2	10520.000	40.18	13.56	53.74	74.00	-20.26	peak
3	12159.000	31.78	18.58	50.36	74.00	-23.64	peak
4	12643.000	31.95	18.43	50.38	74.00	-23.62	peak
5	13754.000	26.88	22.19	49.07	74.00	-24.93	peak
6	18000.000	23.06	26.97	50.03	74.00	-23.97	peak

This report shall not be reproduced except in full, without the written approval of UL Verification Services (Guangzhou) Co., Ltd, Song Shan Lake Branch.

Test Mode:	802.11n HT20	Frequency(MHz):	5280
Polarity:	Horizontal	Test Voltage:	AC 120V_60Hz

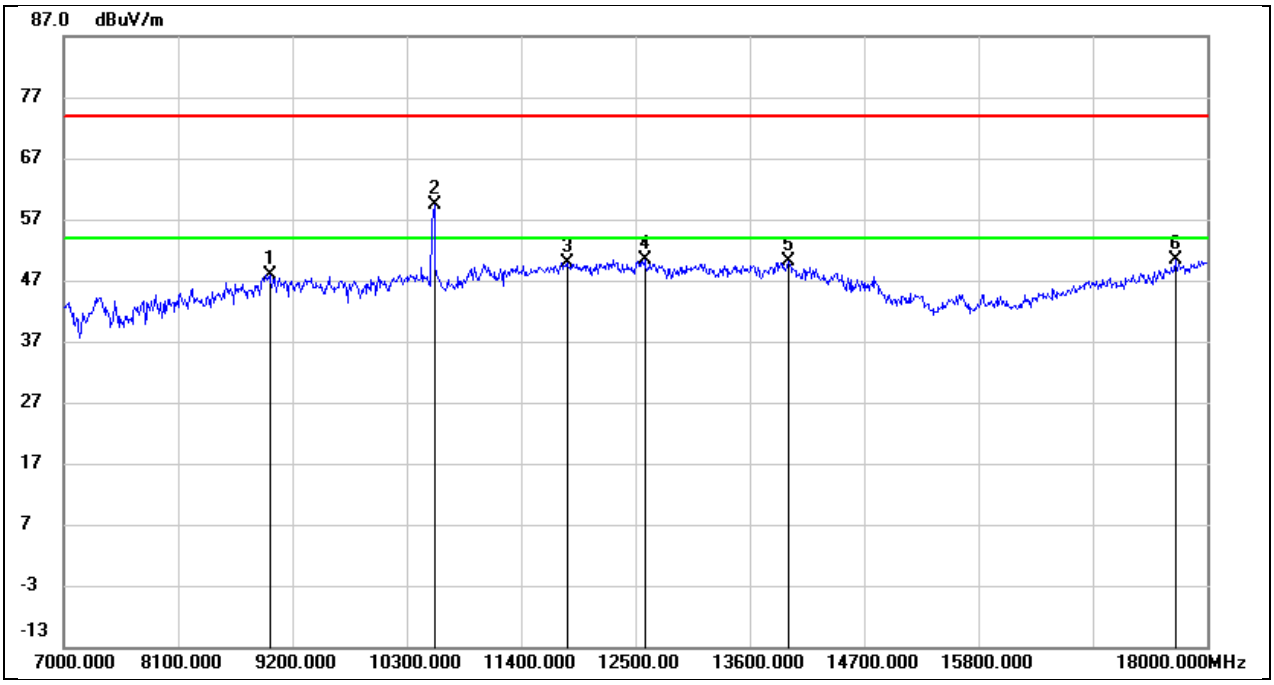

No.	Frequency (MHz)	Reading (dBuV)	Correct (dB/m)	Result (dBuV/m)	Limit (dBuV/m)	Margin (dB)	Remark
1	8980.000	36.42	11.57	47.99	74.00	-26.01	peak
2	10564.000	45.69	13.68	59.37	74.00	-14.63	peak
3	11840.000	32.21	17.76	49.97	74.00	-24.03	peak
4	12588.000	32.08	18.35	50.43	74.00	-23.57	peak
5	13974.000	27.52	22.53	50.05	74.00	-23.95	peak
6	17692.000	25.47	24.88	50.35	74.00	-23.65	peak

This report shall not be reproduced except in full, without the written approval of UL Verification Services (Guangzhou) Co., Ltd, Song Shan Lake Branch.

Test Mode:	802.11n HT20	Frequency(MHz):	5280
Polarity:	Vertical	Test Voltage:	AC 120V_60Hz

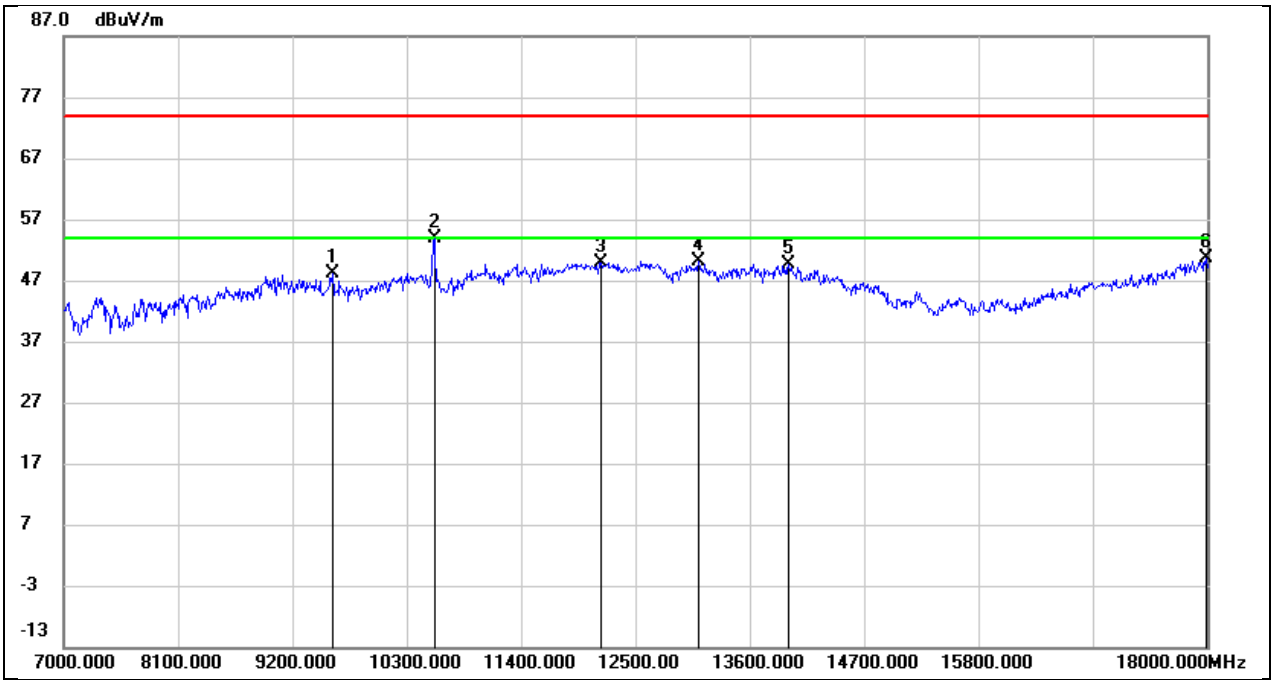

No.	Frequency (MHz)	Reading (dBuV)	Correct (dB/m)	Result (dBuV/m)	Limit (dBuV/m)	Margin (dB)	Remark
1	9585.000	37.21	10.99	48.20	74.00	-25.80	peak
2	10564.000	40.27	13.68	53.95	74.00	-20.05	peak
3	12170.000	31.23	18.58	49.81	74.00	-24.19	peak
4	13105.000	30.65	19.58	50.23	74.00	-23.77	peak
5	13974.000	27.05	22.53	49.58	74.00	-24.42	peak
6	17989.000	23.71	26.92	50.63	74.00	-23.37	peak

This report shall not be reproduced except in full, without the written approval of UL Verification Services (Guangzhou) Co., Ltd, Song Shan Lake Branch.

Test Mode:	802.11n HT20	Frequency(MHz):	5320
Polarity:	Horizontal	Test Voltage:	AC 120V_60Hz

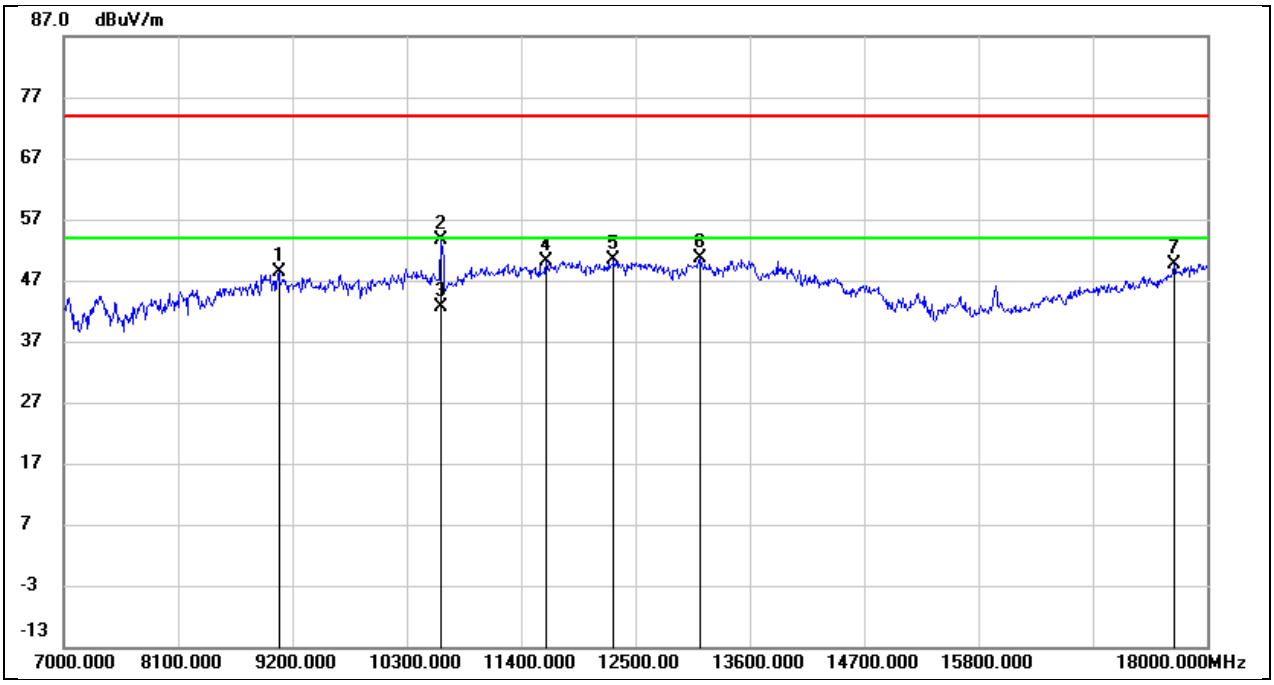

No.	Frequency (MHz)	Reading (dBuV)	Correct (dB/m)	Result (dBuV/m)	Limit (dBuV/m)	Margin (dB)	Remark
1	9068.000	37.07	11.25	48.32	74.00	-25.68	peak
2	10630.000	39.86	13.78	53.64	74.00	-20.36	peak
3	10630.000	28.82	13.78	42.60	54.00	-11.40	AVG
4	11642.000	32.99	17.13	50.12	74.00	-23.88	peak
5	12291.000	31.57	18.77	50.34	74.00	-23.66	peak
6	13116.000	30.99	19.64	50.63	74.00	-23.37	peak
7	17681.000	24.87	24.77	49.64	74.00	-24.36	peak

This report shall not be reproduced except in full, without the written approval of UL Verification Services (Guangzhou) Co., Ltd, Song Shan Lake Branch.

Test Mode:	802.11n HT20	Frequency(MHz):	5320
Polarity:	Vertical	Test Voltage:	AC 120V_60Hz

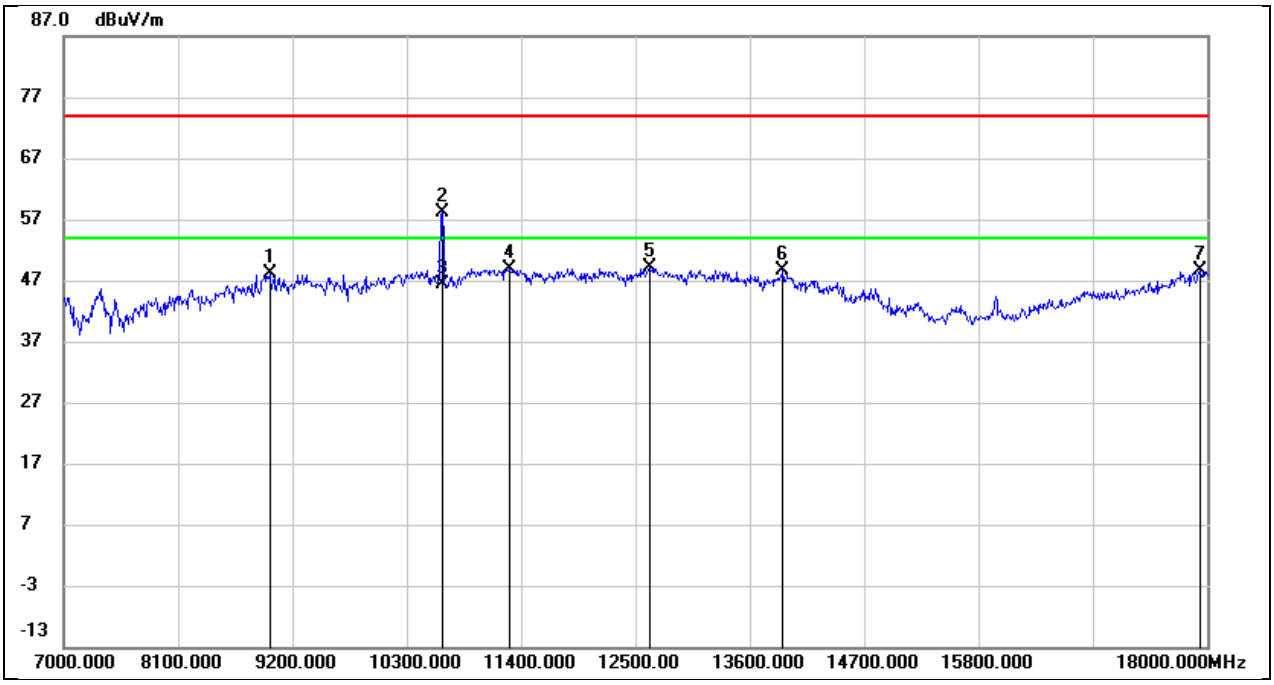

No.	Frequency (MHz)	Reading (dBuV)	Correct (dB/m)	Result (dBuV/m)	Limit (dBuV/m)	Margin (dB)	Remark
1	8980.000	36.45	11.57	48.02	74.00	-25.98	peak
2	10641.000	44.34	13.79	58.13	74.00	-15.87	peak
3	10641.000	32.51	13.79	46.30	54.00	-7.70	AVG
4	11290.000	33.07	15.89	48.96	74.00	-25.04	peak
5	12632.000	30.74	18.40	49.14	74.00	-24.86	peak
6	13919.000	26.18	22.49	48.67	74.00	-25.33	peak
7	17934.000	21.90	26.69	48.59	74.00	-25.41	peak

This report shall not be reproduced except in full, without the written approval of UL Verification Services (Guangzhou) Co., Ltd, Song Shan Lake Branch.

Test Mode:	802.11n HT20	Frequency(MHz):	5500
Polarity:	Horizontal	Test Voltage:	AC 120V_60Hz

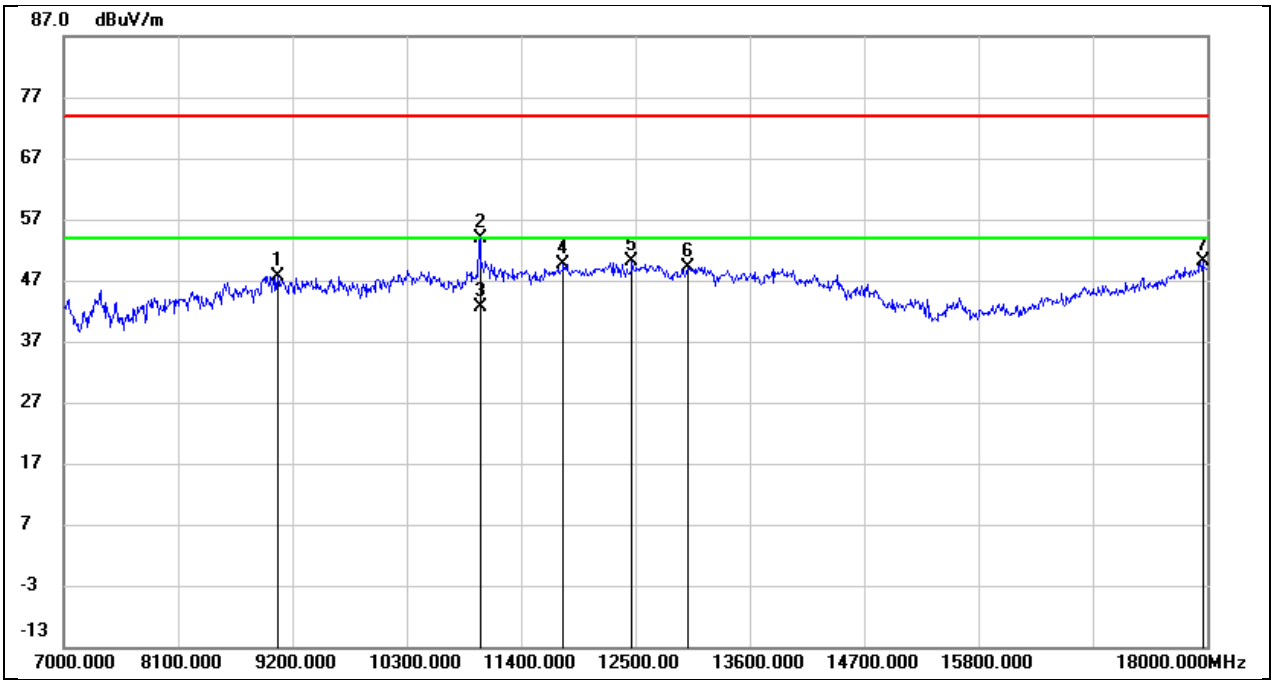

No.	Frequency (MHz)	Reading (dBuV)	Correct (dB/m)	Result (dBuV/m)	Limit (dBuV/m)	Margin (dB)	Remark
1	9057.000	36.39	11.35	47.74	74.00	-26.26	peak
2	11004.000	39.09	14.90	53.99	74.00	-20.01	peak
3	11004.000	27.80	14.90	42.70	54.00	-11.30	AVG
4	11807.000	32.03	17.60	49.63	74.00	-24.37	peak
5	12467.000	31.33	18.70	50.03	74.00	-23.97	peak
6	13006.000	30.10	19.12	49.22	74.00	-24.78	peak
7	17956.000	23.33	26.78	50.11	74.00	-23.89	peak

This report shall not be reproduced except in full, without the written approval of UL Verification Services (Guangzhou) Co., Ltd, Song Shan Lake Branch.

Test Mode:	802.11n HT20	Frequency(MHz):	5500
Polarity:	Vertical	Test Voltage:	AC 120V_60Hz

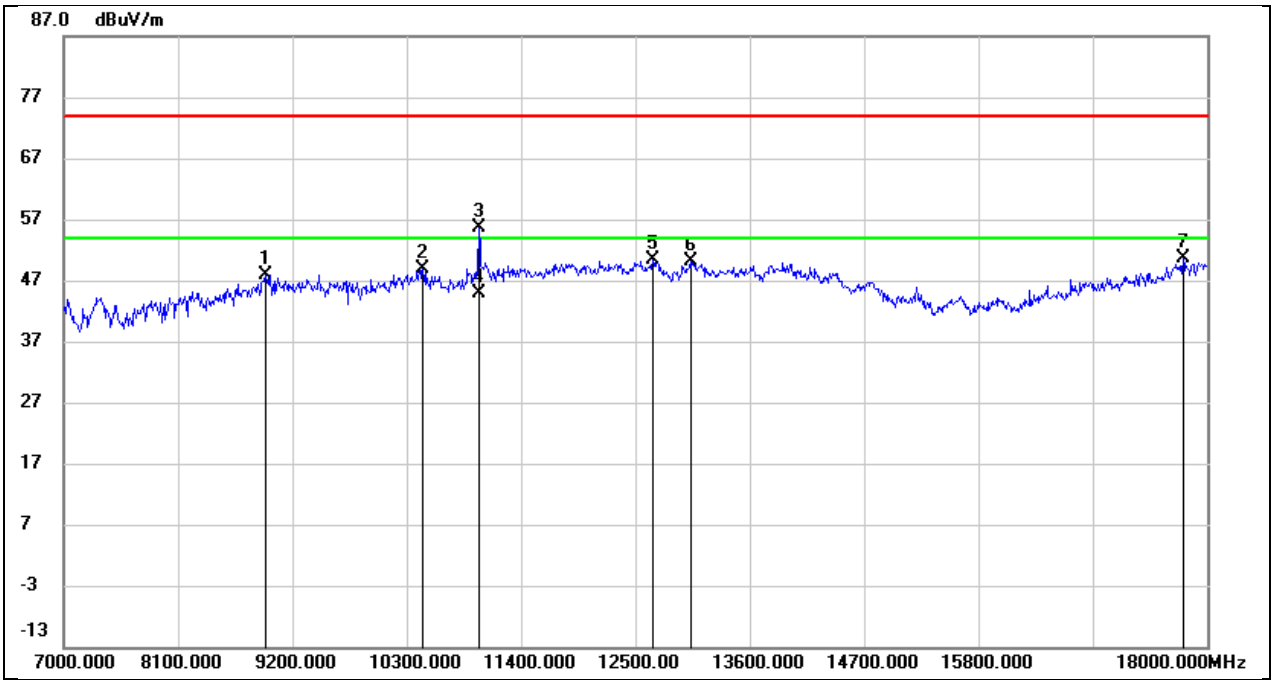

No.	Frequency (MHz)	Reading (dBuV)	Correct (dB/m)	Result (dBuV/m)	Limit (dBuV/m)	Margin (dB)	Remark
1	8947.000	36.83	11.08	47.91	74.00	-26.09	peak
2	10454.000	35.52	13.38	48.90	74.00	-25.10	peak
3	10993.000	40.71	14.86	55.57	74.00	-18.43	peak
4	10993.000	29.94	14.86	44.80	54.00	-9.20	AVG
5	12665.000	31.86	18.48	50.34	74.00	-23.66	peak
6	13028.000	30.94	19.23	50.17	74.00	-23.83	peak
7	17769.000	24.76	25.76	50.52	74.00	-23.48	peak

This report shall not be reproduced except in full, without the written approval of UL Verification Services (Guangzhou) Co., Ltd, Song Shan Lake Branch.

Test Mode:	802.11n HT20	Frequency(MHz):	5580
Polarity:	Horizontal	Test Voltage:	AC 120V_60Hz

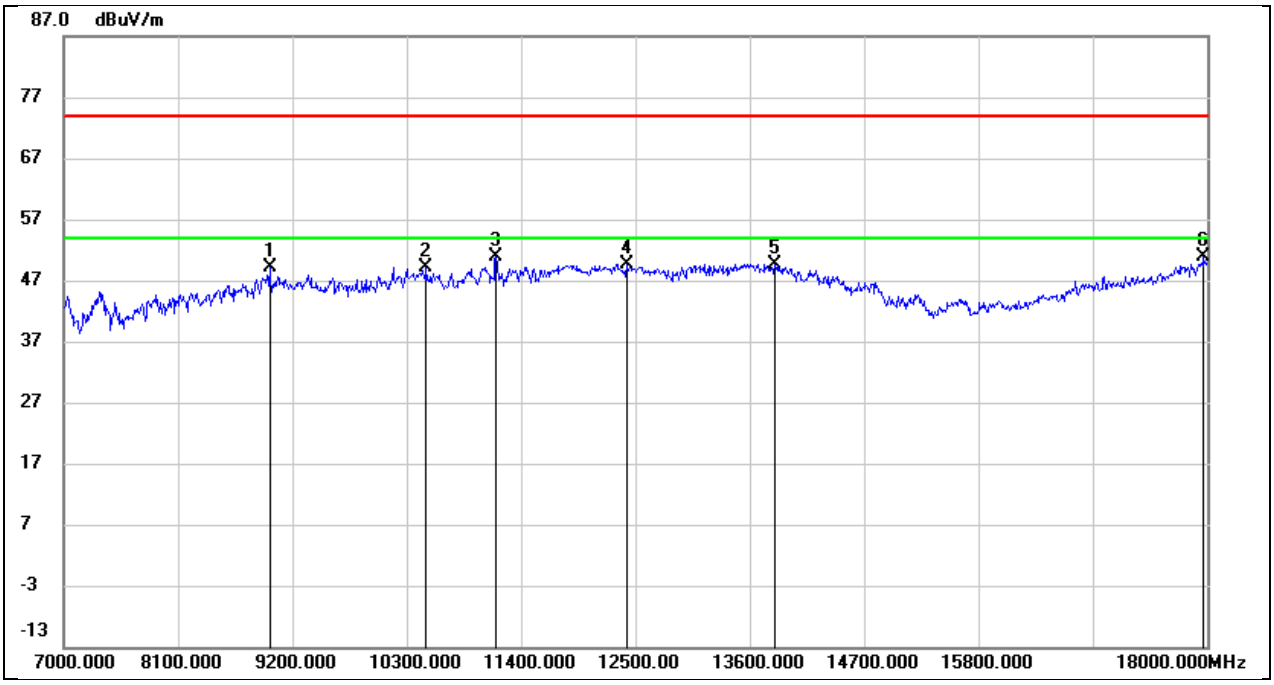

No.	Frequency (MHz)	Reading (dBuV)	Correct (dB/m)	Result (dBuV/m)	Limit (dBuV/m)	Margin (dB)	Remark
1	8980.000	37.48	11.57	49.05	74.00	-24.95	peak
2	10487.000	35.62	13.46	49.08	74.00	-24.92	peak
3	11158.000	35.74	15.25	50.99	74.00	-23.01	peak
4	12412.000	30.79	18.94	49.73	74.00	-24.27	peak
5	13842.000	27.10	22.44	49.54	74.00	-24.46	peak
6	17967.000	23.95	26.83	50.78	74.00	-23.22	peak

This report shall not be reproduced except in full, without the written approval of UL Verification Services (Guangzhou) Co., Ltd, Song Shan Lake Branch.

Test Mode:	802.11n HT20	Frequency(MHz):	5580
Polarity:	Vertical	Test Voltage:	AC 120V_60Hz

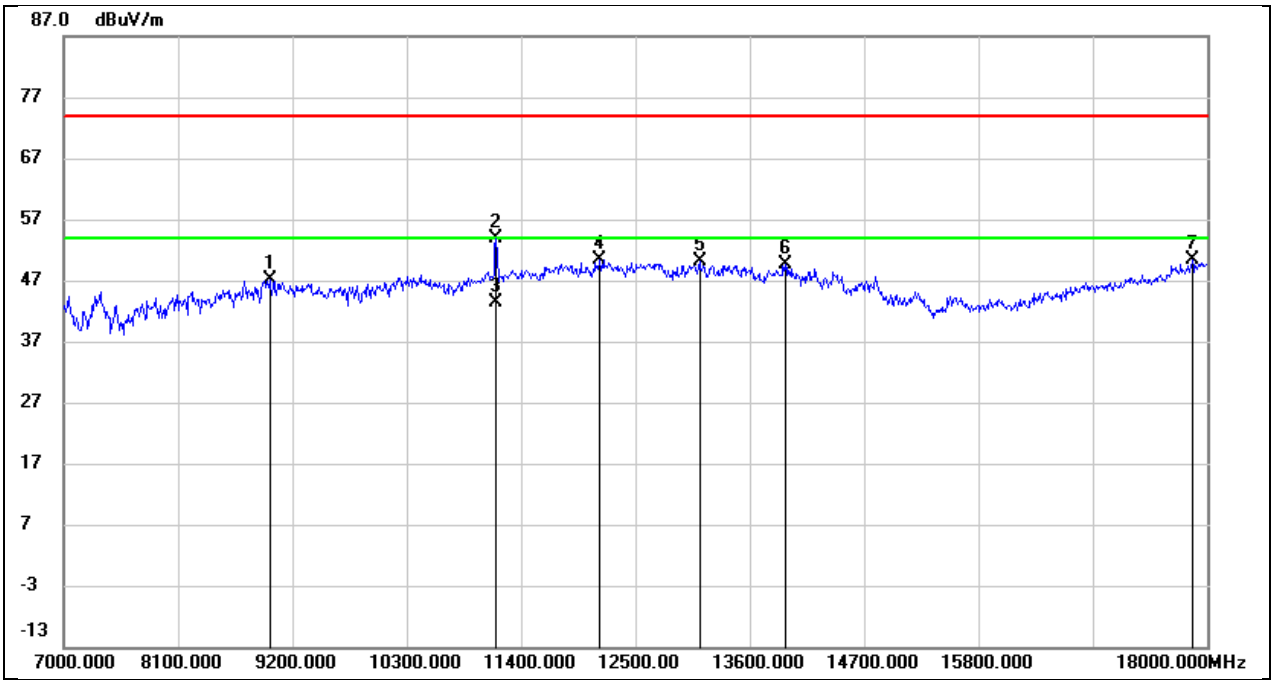

No.	Frequency (MHz)	Reading (dBuV)	Correct (dB/m)	Result (dBuV/m)	Limit (dBuV/m)	Margin (dB)	Remark
1	8980.000	35.52	11.57	47.09	74.00	-26.91	peak
2	11158.000	38.56	15.25	53.81	74.00	-20.19	peak
3	11158.000	28.25	15.25	43.50	54.00	-10.50	AVG
4	12159.000	31.88	18.58	50.46	74.00	-23.54	peak
5	13116.000	30.41	19.64	50.05	74.00	-23.95	peak
6	13941.000	27.25	22.50	49.75	74.00	-24.25	peak
7	17857.000	24.08	26.36	50.44	74.00	-23.56	peak

This report shall not be reproduced except in full, without the written approval of UL Verification Services (Guangzhou) Co., Ltd, Song Shan Lake Branch.

Test Mode:	802.11n HT20	Frequency(MHz):	5700
Polarity:	Horizontal	Test Voltage:	AC 120V_60Hz

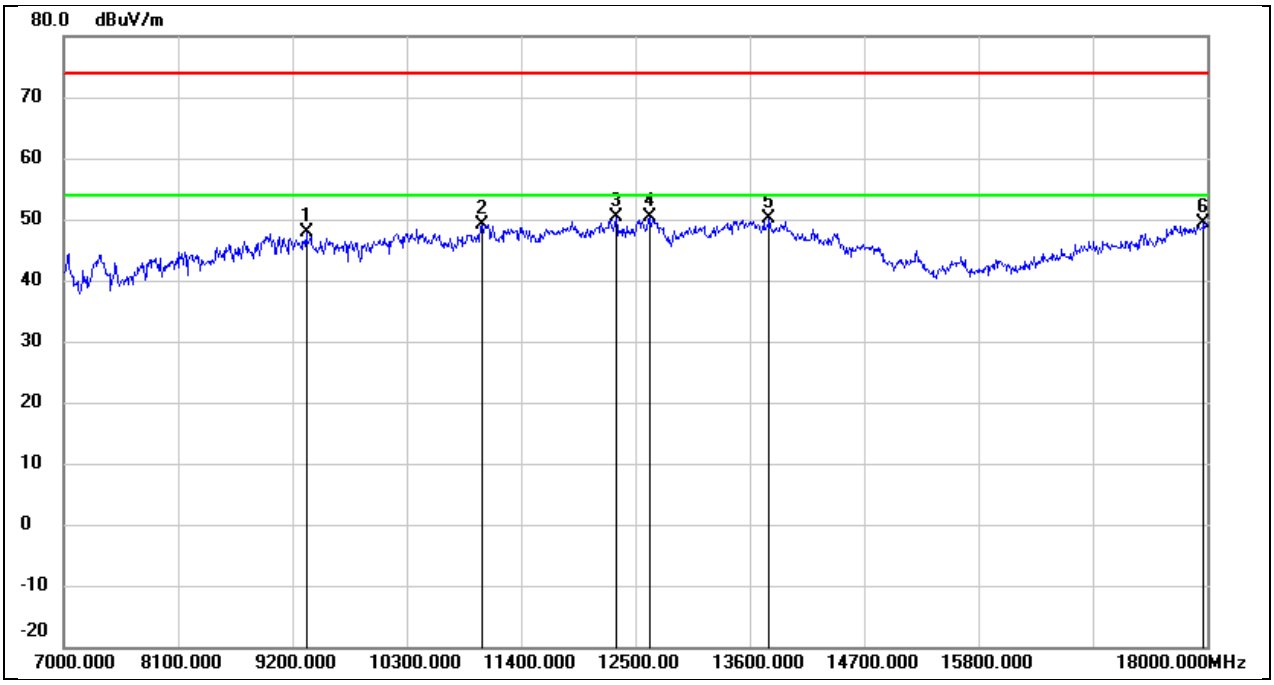

No.	Frequency (MHz)	Reading (dBuV)	Correct (dB/m)	Result (dBuV/m)	Limit (dBuV/m)	Margin (dB)	Remark
1	9332.000	37.46	10.45	47.91	74.00	-26.09	peak
2	11026.000	34.30	14.95	49.25	74.00	-24.75	peak
3	12313.000	31.68	18.81	50.49	74.00	-23.51	peak
4	12632.000	31.92	18.40	50.32	74.00	-23.68	peak
5	13787.000	27.85	22.36	50.21	74.00	-23.79	peak
6	17967.000	22.57	26.83	49.40	74.00	-24.60	peak

This report shall not be reproduced except in full, without the written approval of UL Verification Services (Guangzhou) Co., Ltd, Song Shan Lake Branch.

Test Mode:	802.11n HT20	Frequency(MHz):	5700
Polarity:	Vertical	Test Voltage:	AC 120V_60Hz

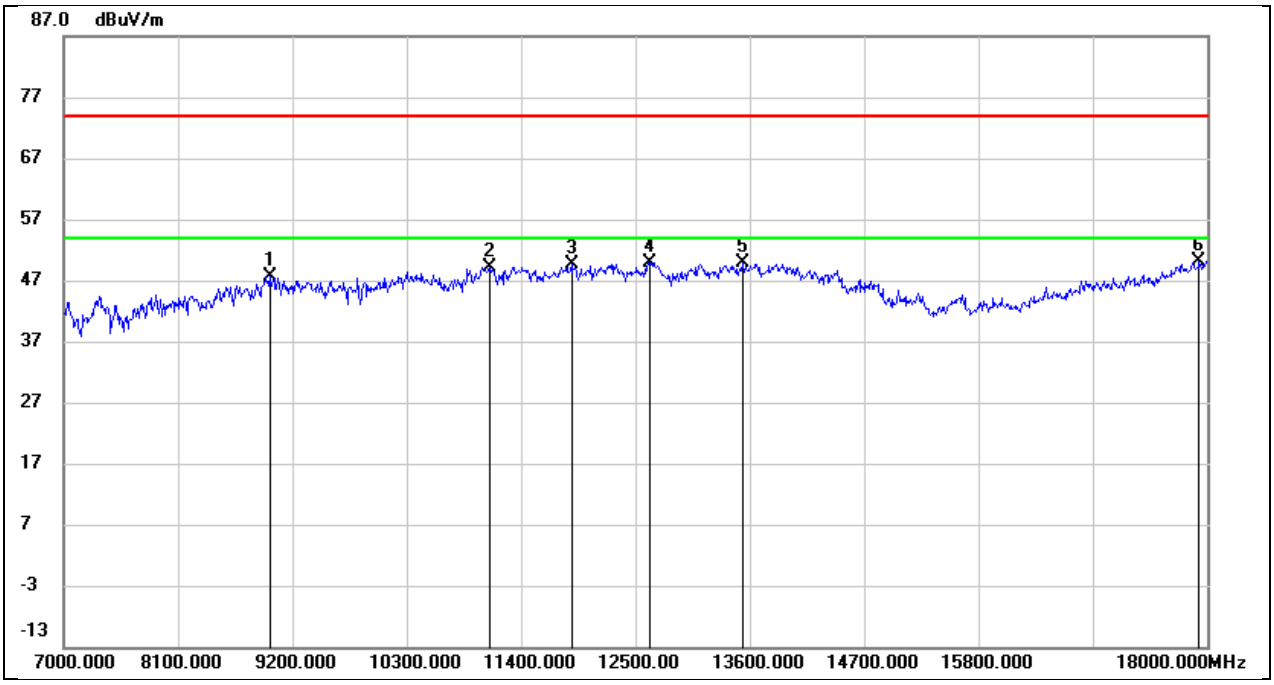

No.	Frequency (MHz)	Reading (dBuV)	Correct (dB/m)	Result (dBuV/m)	Limit (dBuV/m)	Margin (dB)	Remark
1	8980.000	36.18	11.57	47.75	74.00	-26.25	peak
2	11092.000	34.05	15.10	49.15	74.00	-24.85	peak
3	11884.000	31.54	18.00	49.54	74.00	-24.46	peak
4	12632.000	31.56	18.40	49.96	74.00	-24.04	peak
5	13534.000	28.42	21.41	49.83	74.00	-24.17	peak
6	17923.000	23.61	26.64	50.25	74.00	-23.75	peak

This report shall not be reproduced except in full, without the written approval of UL Verification Services (Guangzhou) Co., Ltd, Song Shan Lake Branch.

Test Mode:	802.11n HT20	Frequency(MHz):	5720
Polarity:	Horizontal	Test Voltage:	AC 120V_60Hz

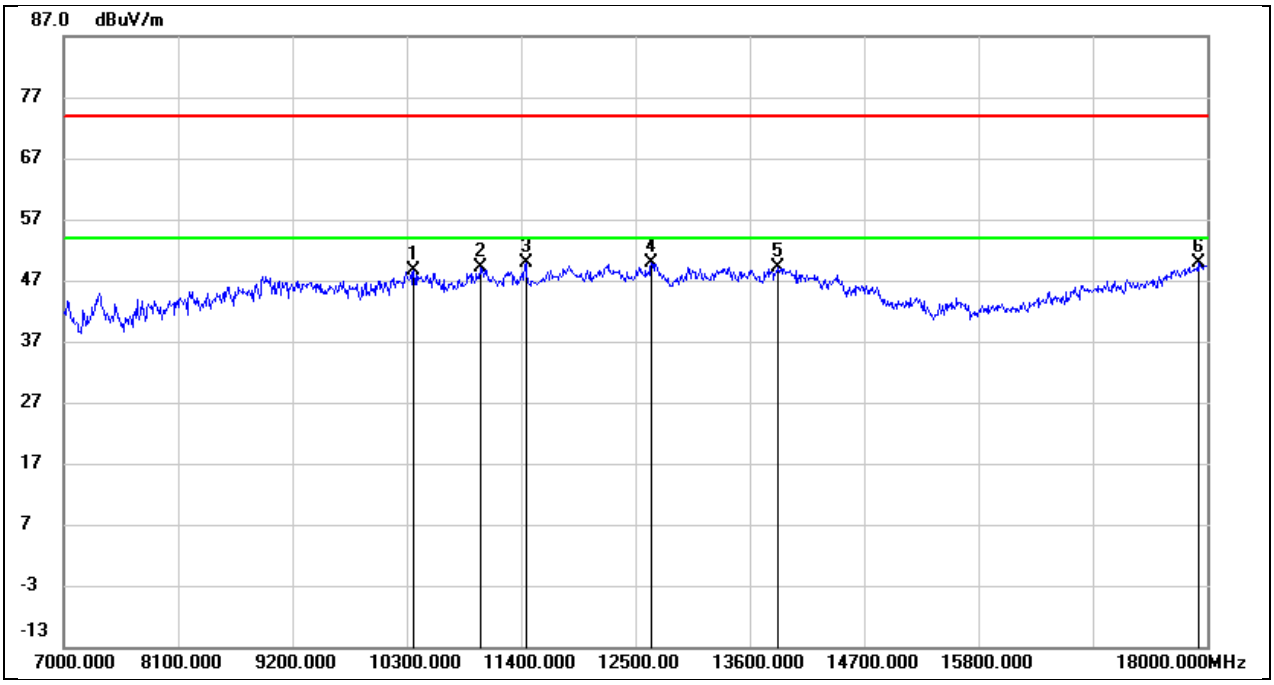

No.	Frequency (MHz)	Reading (dBuV)	Correct (dB/m)	Result (dBuV/m)	Limit (dBuV/m)	Margin (dB)	Remark
1	10366.000	35.43	13.08	48.51	74.00	-25.49	peak
2	11004.000	34.33	14.90	49.23	74.00	-24.77	peak
3	11444.000	33.15	16.71	49.86	74.00	-24.14	peak
4	12654.000	31.36	18.44	49.80	74.00	-24.20	peak
5	13864.000	26.73	22.45	49.18	74.00	-24.82	peak
6	17912.000	23.36	26.60	49.96	74.00	-24.04	peak

This report shall not be reproduced except in full, without the written approval of UL Verification Services (Guangzhou) Co., Ltd, Song Shan Lake Branch.

Test Mode:	802.11n HT20	Frequency(MHz):	5720
Polarity:	Vertical	Test Voltage:	AC 120V_60Hz

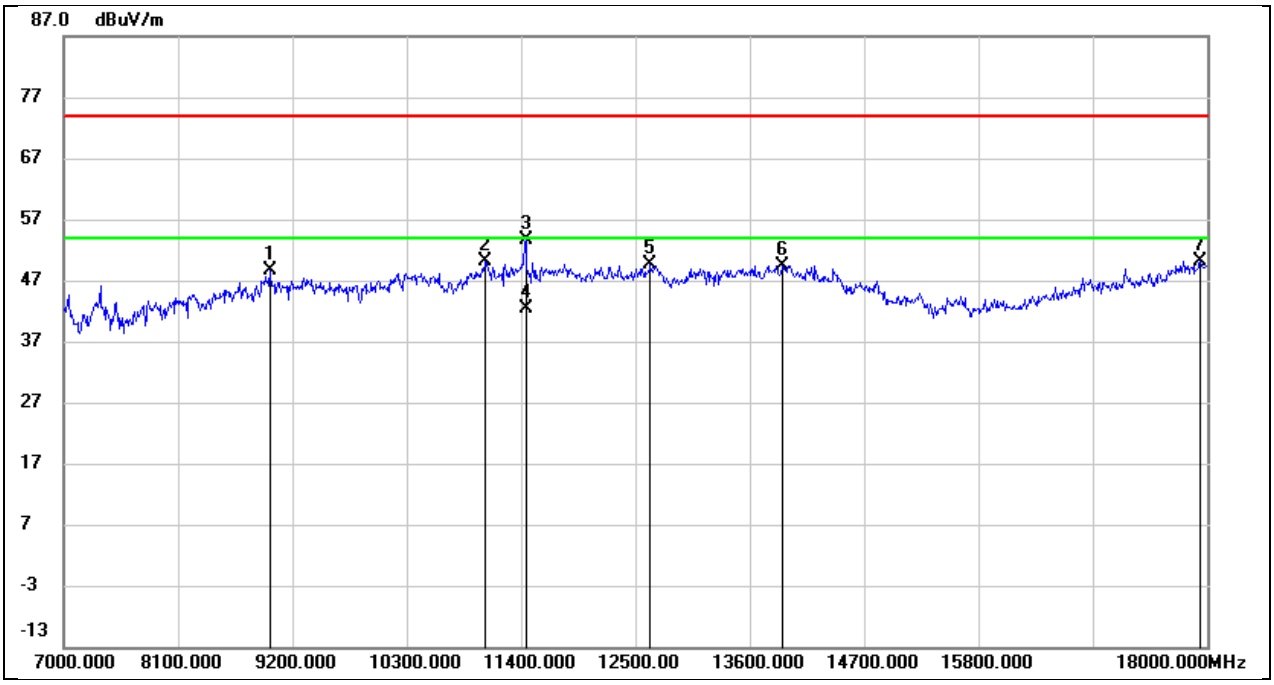

No.	Frequency (MHz)	Reading (dBuV)	Correct (dB/m)	Result (dBuV/m)	Limit (dBuV/m)	Margin (dB)	Remark
1	8980.000	37.02	11.57	48.59	74.00	-25.41	peak
2	11059.000	35.10	15.02	50.12	74.00	-23.88	peak
3	11444.000	36.97	16.71	53.68	74.00	-20.32	peak
4	11444.000	25.59	16.71	42.30	54.00	-11.70	AVG
5	12643.000	31.12	18.43	49.55	74.00	-24.45	peak
6	13908.000	27.00	22.49	49.49	74.00	-24.51	peak
7	17934.000	23.46	26.69	50.15	74.00	-23.85	peak

This report shall not be reproduced except in full, without the written approval of UL Verification Services (Guangzhou) Co., Ltd, Song Shan Lake Branch.

Test Mode:	802.11n HT20	Frequency(MHz):	5745
Polarity:	Horizontal	Test Voltage:	AC 120V_60Hz

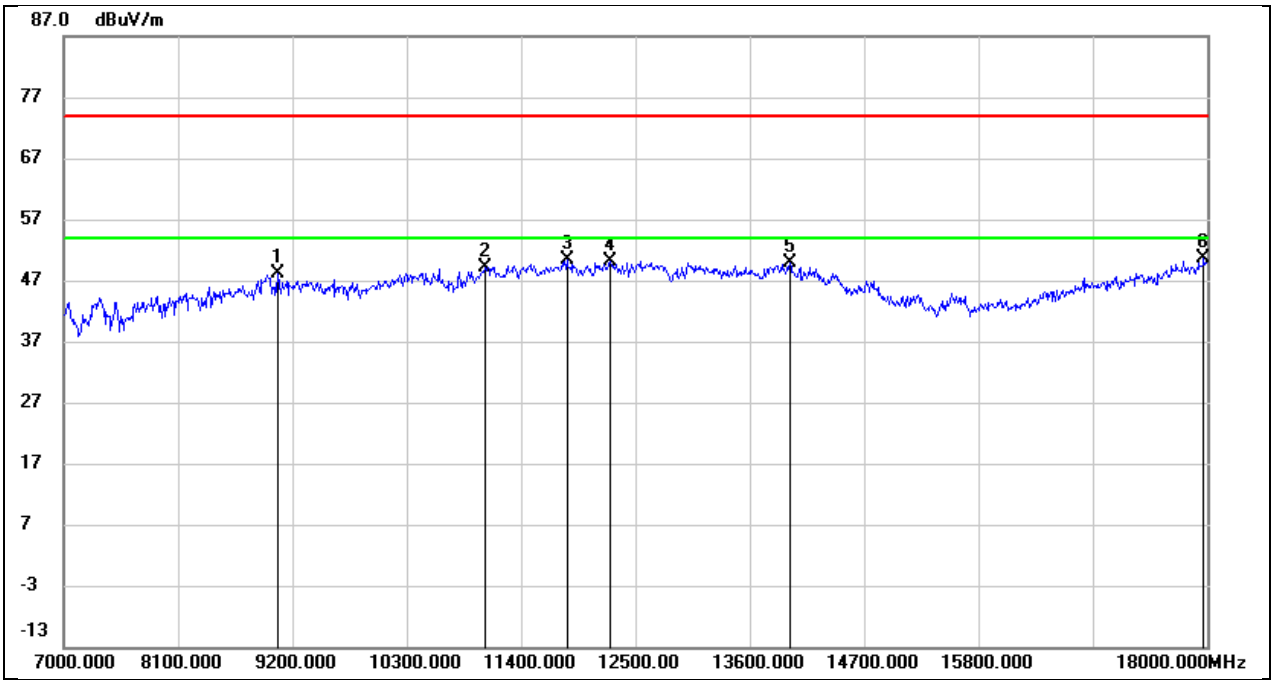

No.	Frequency (MHz)	Reading (dBuV)	Correct (dB/m)	Result (dBuV/m)	Limit (dBuV/m)	Margin (dB)	Remark
1	9057.000	36.85	11.35	48.20	74.00	-25.80	peak
2	11059.000	34.19	15.02	49.21	74.00	-24.79	peak
3	11840.000	32.69	17.76	50.45	74.00	-23.55	peak
4	12258.000	31.51	18.70	50.21	74.00	-23.79	peak
5	13985.000	27.25	22.53	49.78	74.00	-24.22	peak
6	17967.000	23.75	26.83	50.58	74.00	-23.42	peak

This report shall not be reproduced except in full, without the written approval of UL Verification Services (Guangzhou) Co., Ltd, Song Shan Lake Branch.

Test Mode:	802.11n HT20	Frequency(MHz):	5745
Polarity:	Vertical	Test Voltage:	AC 120V_60Hz

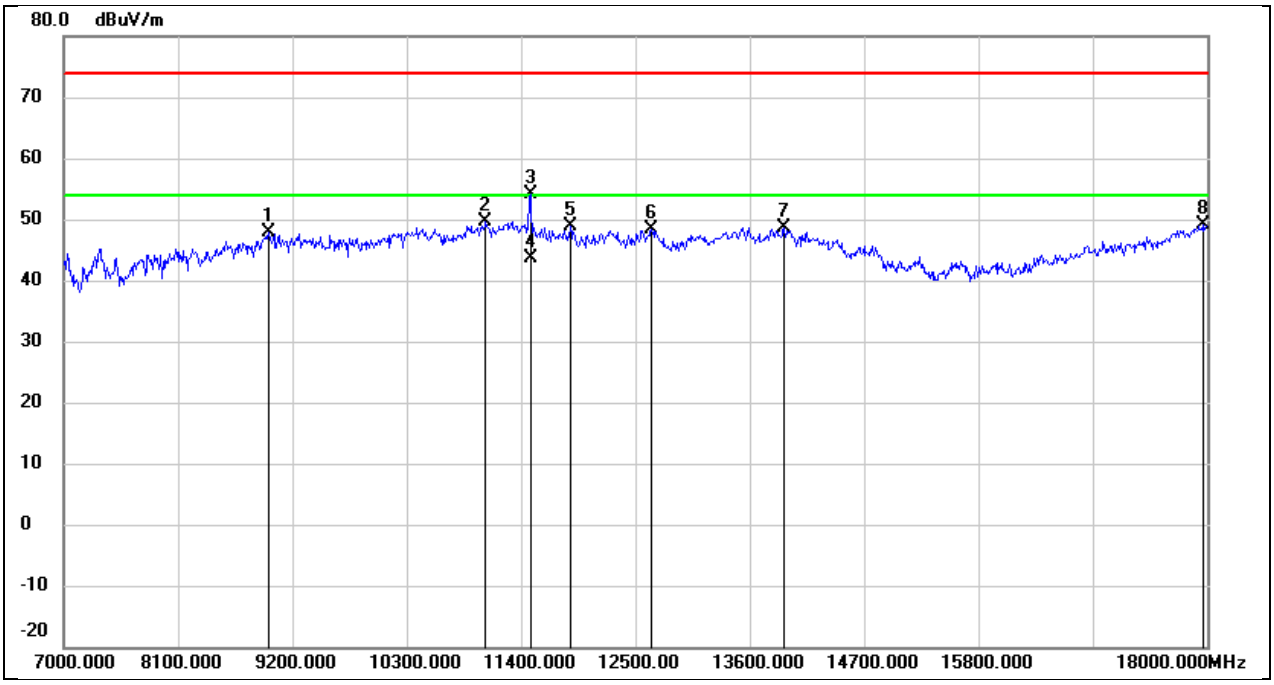

No.	Frequency (MHz)	Reading (dBuV)	Correct (dB/m)	Result (dBuV/m)	Limit (dBuV/m)	Margin (dB)	Remark
1	8969.000	36.36	11.40	47.76	74.00	-26.24	peak
2	11059.000	34.71	15.02	49.73	74.00	-24.27	peak
3	11488.000	37.17	16.84	54.01	74.00	-19.99	peak
4	11488.000	26.86	16.84	43.70	54.00	-10.30	AVG
5	11873.000	31.04	17.94	48.98	74.00	-25.02	peak
6	12654.000	29.92	18.44	48.36	74.00	-25.64	peak
7	13930.000	26.10	22.50	48.60	74.00	-25.40	peak
8	17956.000	22.37	26.78	49.15	74.00	-24.85	peak

This report shall not be reproduced except in full, without the written approval of UL Verification Services (Guangzhou) Co., Ltd, Song Shan Lake Branch.

Test Mode:	802.11n HT20	Frequency(MHz):	5785
Polarity:	Horizontal	Test Voltage:	AC 120V_60Hz

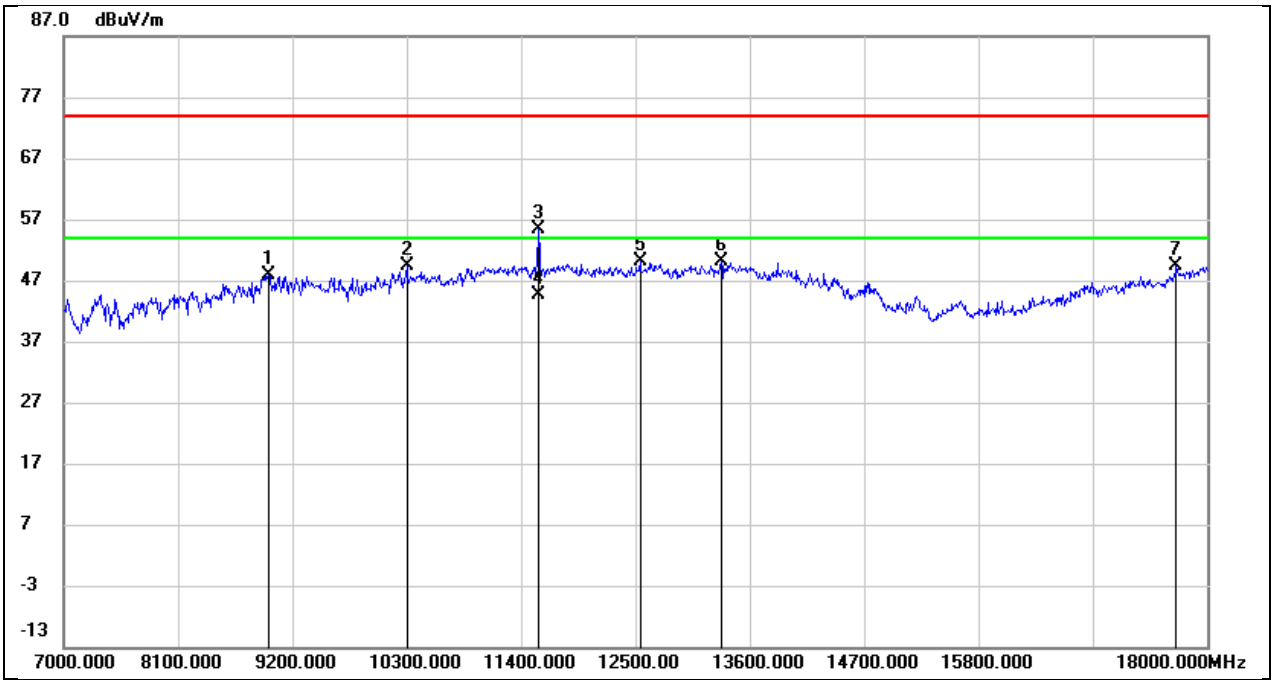

No.	Frequency (MHz)	Reading (dBuV)	Correct (dB/m)	Result (dBuV/m)	Limit (dBuV/m)	Margin (dB)	Remark
1	8969.000	36.41	11.40	47.81	74.00	-26.19	peak
2	10300.000	36.55	12.78	49.33	74.00	-24.67	peak
3	11565.000	38.41	16.97	55.38	74.00	-18.62	peak
4	11565.000	27.63	16.97	44.60	54.00	-9.40	AVG
5	12544.000	31.60	18.46	50.06	74.00	-23.94	peak
6	13325.000	29.43	20.71	50.14	74.00	-23.86	peak
7	17703.000	24.45	25.01	49.46	74.00	-24.54	peak

This report shall not be reproduced except in full, without the written approval of UL Verification Services (Guangzhou) Co., Ltd, Song Shan Lake Branch.

Test Mode:	802.11n HT20	Frequency(MHz):	5785
Polarity:	Vertical	Test Voltage:	AC 120V_60Hz

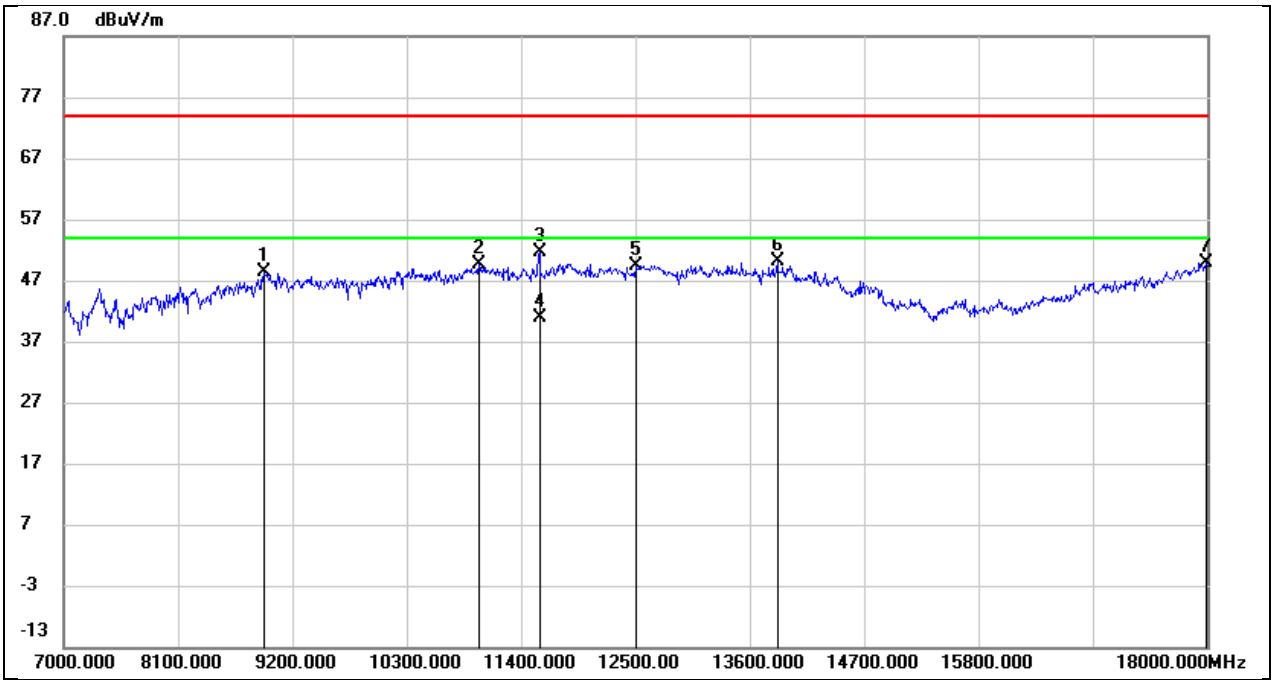

No.	Frequency (MHz)	Reading (dBuV)	Correct (dB/m)	Result (dBuV/m)	Limit (dBuV/m)	Margin (dB)	Remark
1	8925.000	37.55	10.75	48.30	74.00	-25.70	peak
2	10993.000	34.69	14.86	49.55	74.00	-24.45	peak
3	11576.000	34.61	16.99	51.60	74.00	-22.40	peak
4	11576.000	23.81	16.99	40.80	54.00	-13.20	AVG
5	12500.000	30.91	18.56	49.47	74.00	-24.53	peak
6	13864.000	27.64	22.45	50.09	74.00	-23.91	peak
7	17989.000	23.02	26.92	49.94	74.00	-24.06	peak

This report shall not be reproduced except in full, without the written approval of UL Verification Services (Guangzhou) Co., Ltd, Song Shan Lake Branch.

Test Mode:	802.11n HT20	Frequency(MHz):	5825
Polarity:	Horizontal	Test Voltage:	AC 120V_60Hz

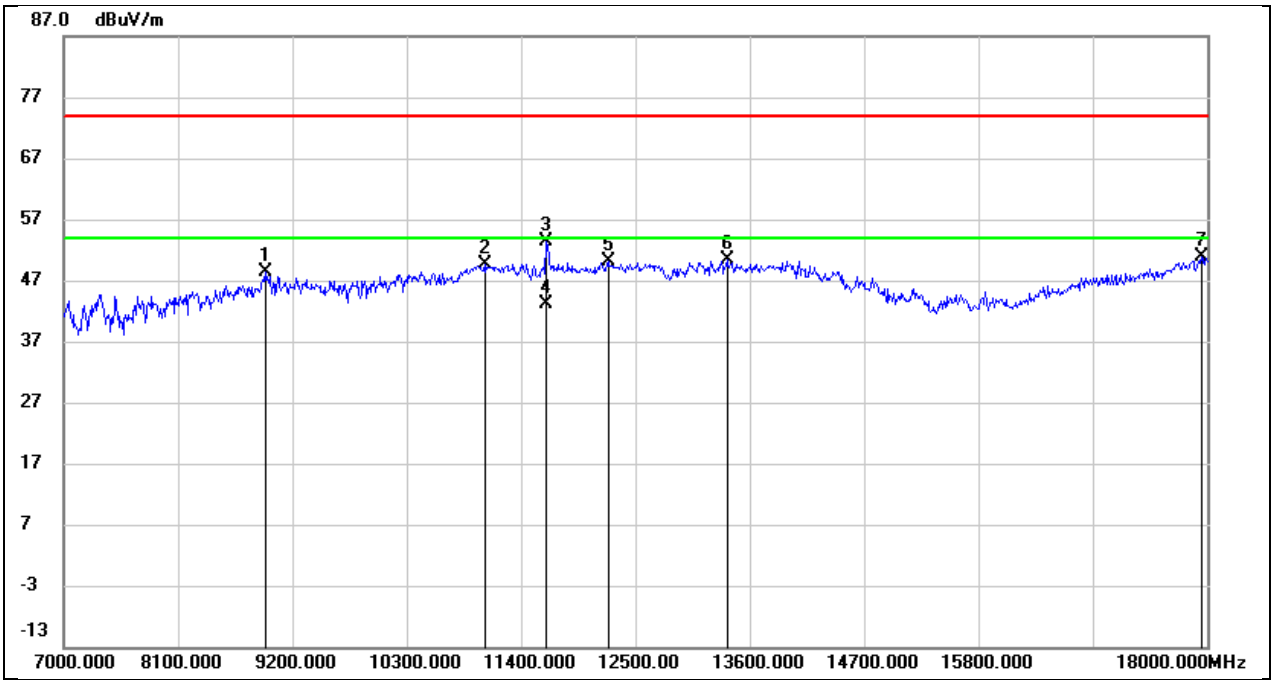

No.	Frequency (MHz)	Reading (dBuV)	Correct (dB/m)	Result (dBuV/m)	Limit (dBuV/m)	Margin (dB)	Remark
1	8936.000	37.48	10.91	48.39	74.00	-25.61	peak
2	11048.000	34.67	14.99	49.66	74.00	-24.34	peak
3	11642.000	36.17	17.13	53.30	74.00	-20.70	peak
4	11642.000	25.97	17.13	43.10	54.00	-10.90	AVG
5	12236.000	31.39	18.66	50.05	74.00	-23.95	peak
6	13380.000	29.28	21.01	50.29	74.00	-23.71	peak
7	17945.000	24.07	26.74	50.81	74.00	-23.19	peak

This report shall not be reproduced except in full, without the written approval of UL Verification Services (Guangzhou) Co., Ltd, Song Shan Lake Branch.

Test Mode:	802.11n HT20	Frequency(MHz):	5825
Polarity:	Vertical	Test Voltage:	AC 120V_60Hz

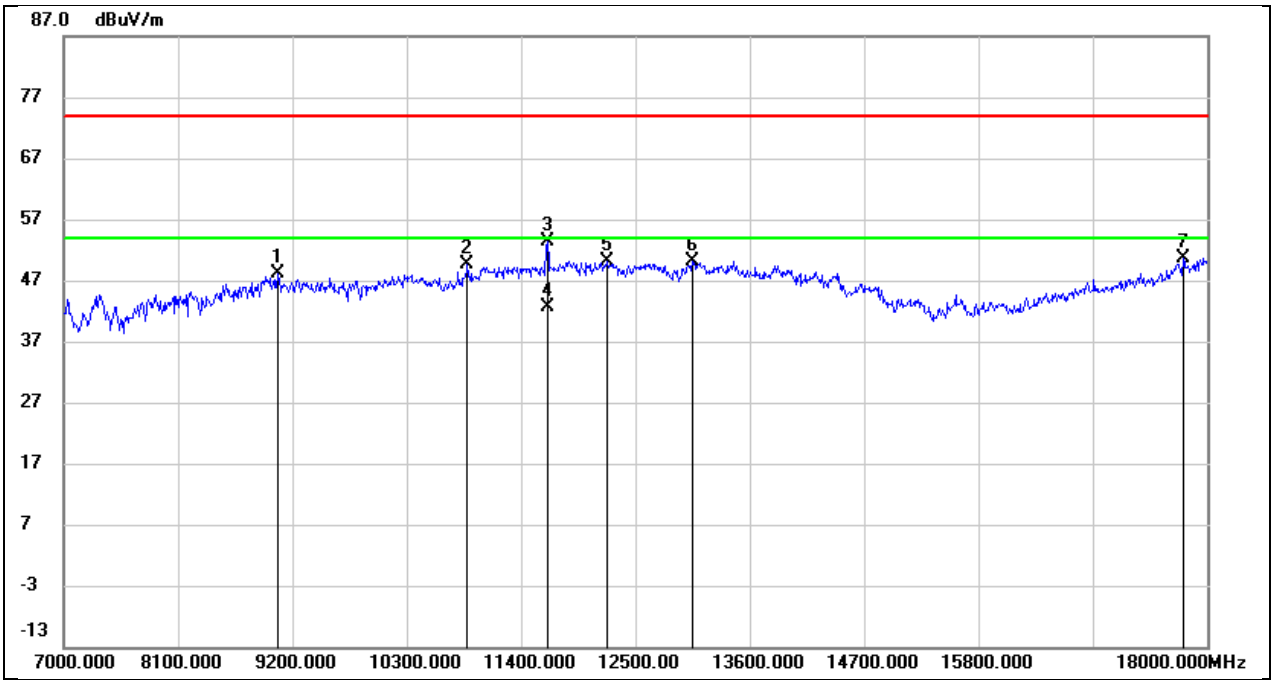

No.	Frequency (MHz)	Reading (dBuV)	Correct (dB/m)	Result (dBuV/m)	Limit (dBuV/m)	Margin (dB)	Remark
1	9057.000	36.78	11.35	48.13	74.00	-25.87	peak
2	10883.000	35.28	14.28	49.56	74.00	-24.44	peak
3	11653.000	36.19	17.16	53.35	74.00	-20.65	peak
4	11653.000	25.54	17.16	42.70	54.00	-11.30	AVG
5	12225.000	31.38	18.63	50.01	74.00	-23.99	peak
6	13050.000	30.79	19.33	50.12	74.00	-23.88	peak
7	17769.000	24.89	25.76	50.65	74.00	-23.35	peak

This report shall not be reproduced except in full, without the written approval of UL Verification Services (Guangzhou) Co., Ltd, Song Shan Lake Branch.

Test Mode:	802.11n HT40	Frequency(MHz):	5190
Polarity:	Horizontal	Test Voltage:	AC 120V_60Hz

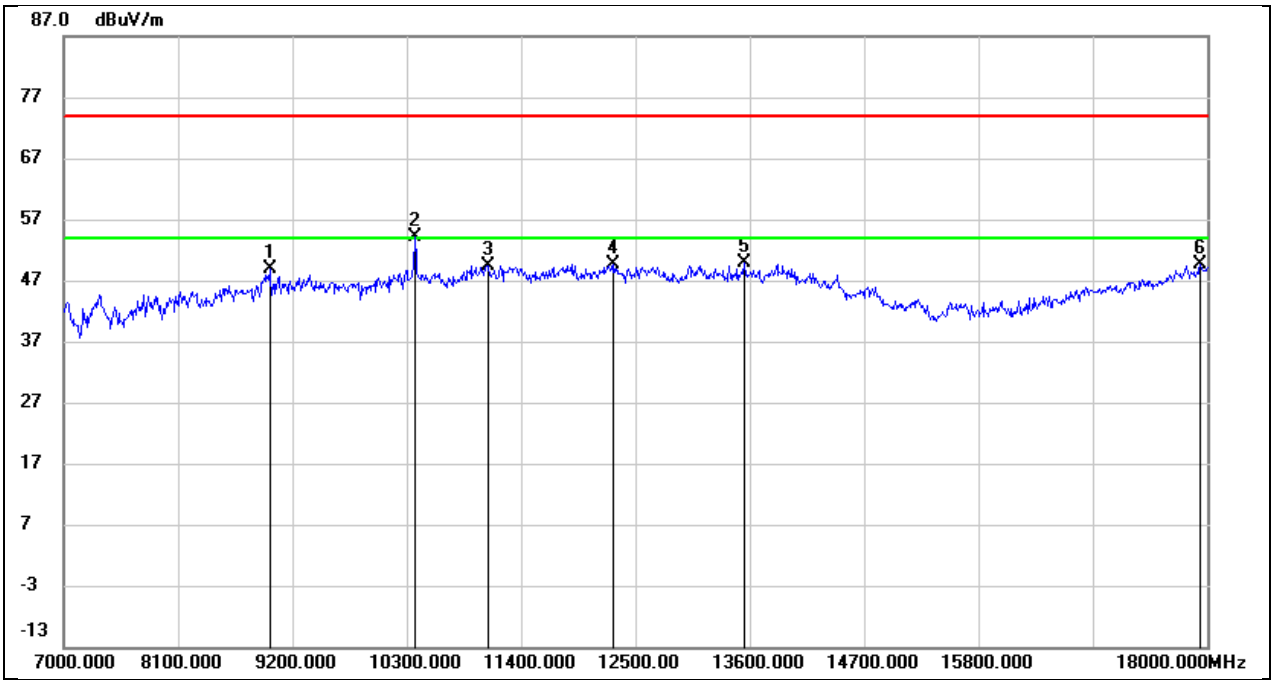

No.	Frequency (MHz)	Reading (dBuV)	Correct (dB/m)	Result (dBuV/m)	Limit (dBuV/m)	Margin (dB)	Remark
1	8980.000	37.39	11.57	48.96	74.00	-25.04	peak
2	10377.000	40.96	13.13	54.09	74.00	-19.91	peak
3	11081.000	34.32	15.08	49.40	74.00	-24.60	peak
4	12291.000	30.96	18.77	49.73	74.00	-24.27	peak
5	13545.000	28.44	21.41	49.85	74.00	-24.15	peak
6	17934.000	22.99	26.69	49.68	74.00	-24.32	peak

This report shall not be reproduced except in full, without the written approval of UL Verification Services (Guangzhou) Co., Ltd, Song Shan Lake Branch.

Test Mode:	802.11n HT40	Frequency(MHz):	5190
Polarity:	Vertical	Test Voltage:	AC 120V_60Hz

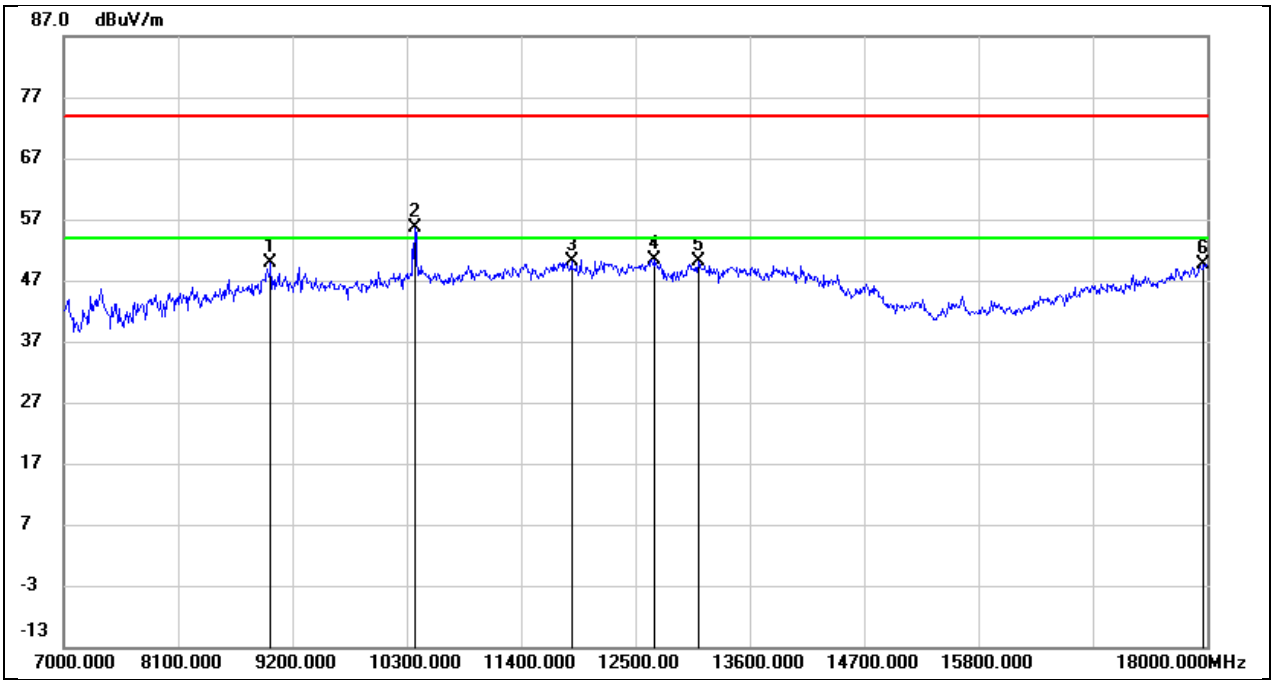

No.	Frequency (MHz)	Reading (dBuV)	Correct (dB/m)	Result (dBuV/m)	Limit (dBuV/m)	Margin (dB)	Remark
1	8991.000	38.04	11.73	49.77	74.00	-24.23	peak
2	10377.000	42.54	13.13	55.67	74.00	-18.33	peak
3	11884.000	32.04	18.00	50.04	74.00	-23.96	peak
4	12687.000	31.94	18.53	50.47	74.00	-23.53	peak
5	13105.000	30.58	19.58	50.16	74.00	-23.84	peak
6	17967.000	22.86	26.83	49.69	74.00	-24.31	peak

This report shall not be reproduced except in full, without the written approval of UL Verification Services (Guangzhou) Co., Ltd, Song Shan Lake Branch.

Test Mode:	802.11n HT40	Frequency(MHz):	5230
Polarity:	Horizontal	Test Voltage:	AC 120V_60Hz

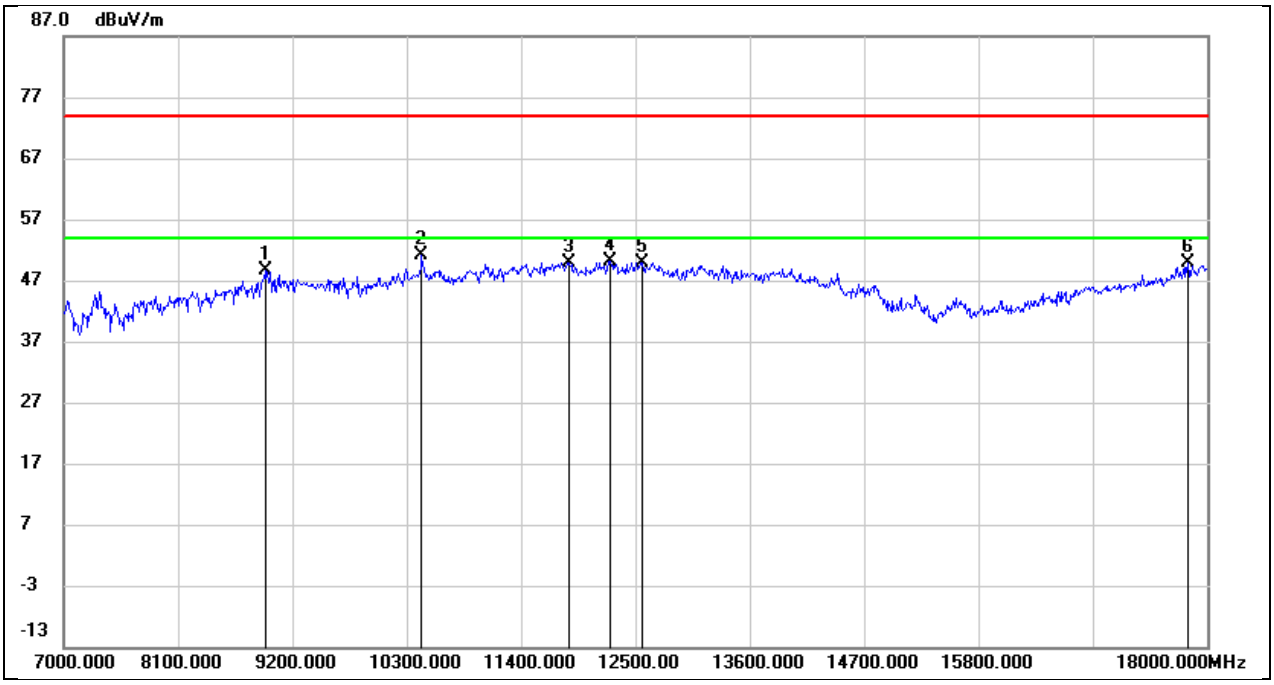

No.	Frequency (MHz)	Reading (dBuV)	Correct (dB/m)	Result (dBuV/m)	Limit (dBuV/m)	Margin (dB)	Remark
1	8936.000	37.75	10.91	48.66	74.00	-25.34	peak
2	10443.000	37.87	13.35	51.22	74.00	-22.78	peak
3	11862.000	32.12	17.88	50.00	74.00	-24.00	peak
4	12258.000	31.44	18.70	50.14	74.00	-23.86	peak
5	12566.000	31.57	18.40	49.97	74.00	-24.03	peak
6	17813.000	23.71	26.18	49.89	74.00	-24.11	peak

This report shall not be reproduced except in full, without the written approval of UL Verification Services (Guangzhou) Co., Ltd, Song Shan Lake Branch.

Test Mode:	802.11n HT40	Frequency(MHz):	5230
Polarity:	Vertical	Test Voltage:	AC 120V_60Hz

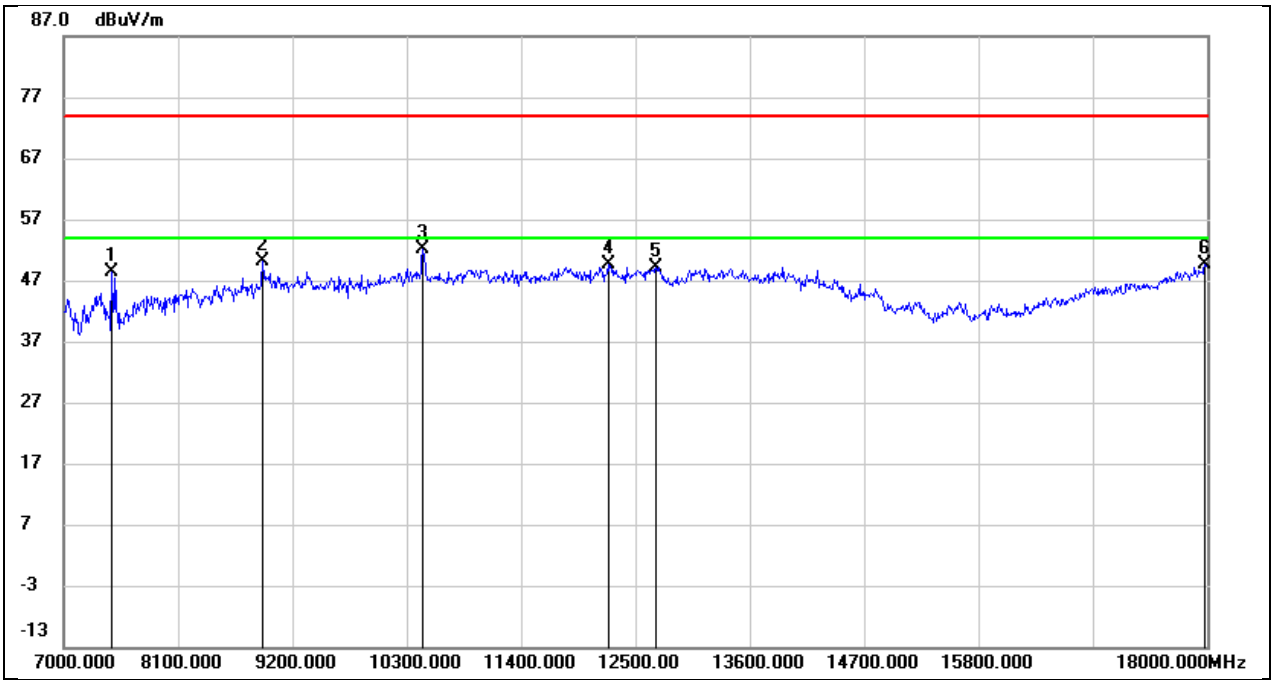

No.	Frequency (MHz)	Reading (dBuV)	Correct (dB/m)	Result (dBuV/m)	Limit (dBuV/m)	Margin (dB)	Remark
1	7462.000	40.47	7.90	48.37	74.00	-25.63	peak
2	8914.000	39.54	10.58	50.12	74.00	-23.88	peak
3	10454.000	38.66	13.38	52.04	74.00	-21.96	peak
4	12236.000	30.93	18.66	49.59	74.00	-24.41	peak
5	12698.000	30.69	18.56	49.25	74.00	-24.75	peak
6	17978.000	22.75	26.88	49.63	74.00	-24.37	peak

This report shall not be reproduced except in full, without the written approval of UL Verification Services (Guangzhou) Co., Ltd, Song Shan Lake Branch.

Test Mode:	802.11n HT40	Frequency(MHz):	5270
Polarity:	Horizontal	Test Voltage:	AC 120V_60Hz

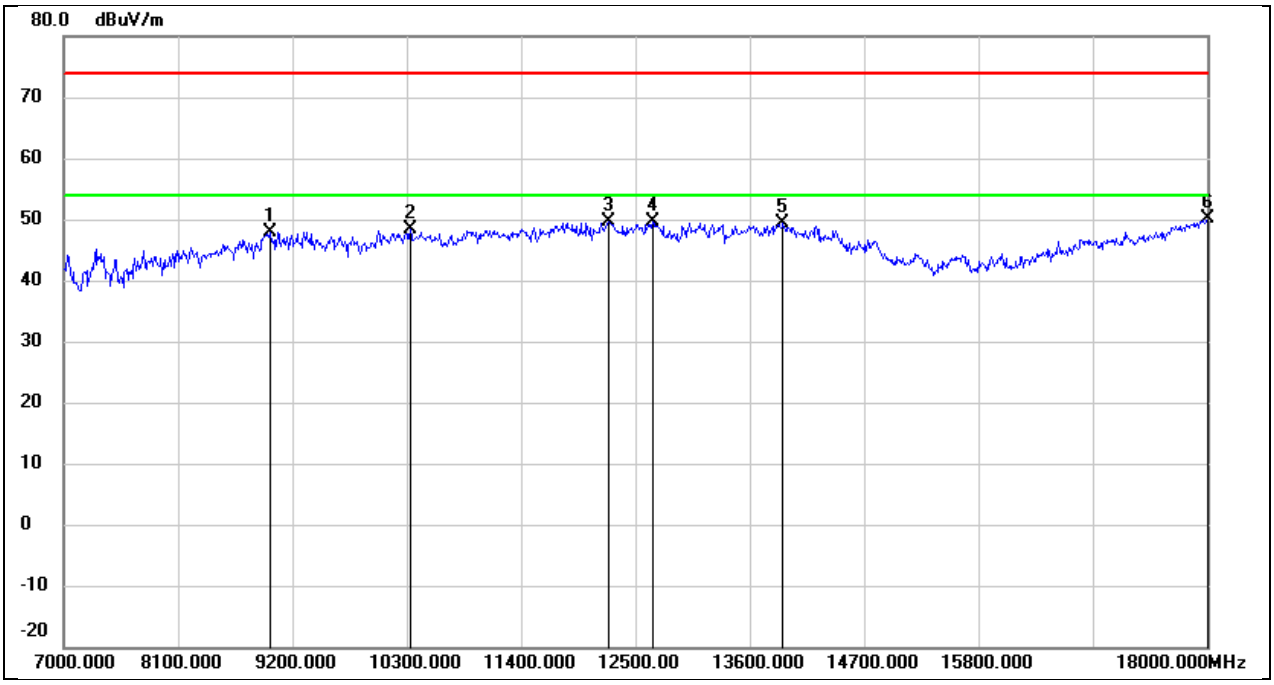

No.	Frequency (MHz)	Reading (dBuV)	Correct (dB/m)	Result (dBuV/m)	Limit (dBuV/m)	Margin (dB)	Remark
1	8980.000	36.33	11.57	47.90	74.00	-26.10	peak
2	10333.000	35.47	12.93	48.40	74.00	-25.60	peak
3	12247.000	30.90	18.68	49.58	74.00	-24.42	peak
4	12665.000	31.17	18.48	49.65	74.00	-24.35	peak
5	13919.000	26.84	22.49	49.33	74.00	-24.67	peak
6	18000.000	23.28	26.97	50.25	74.00	-23.75	peak

This report shall not be reproduced except in full, without the written approval of UL Verification Services (Guangzhou) Co., Ltd, Song Shan Lake Branch.

Test Mode:	802.11n HT40	Frequency(MHz):	5270
Polarity:	Vertical	Test Voltage:	AC 120V_60Hz

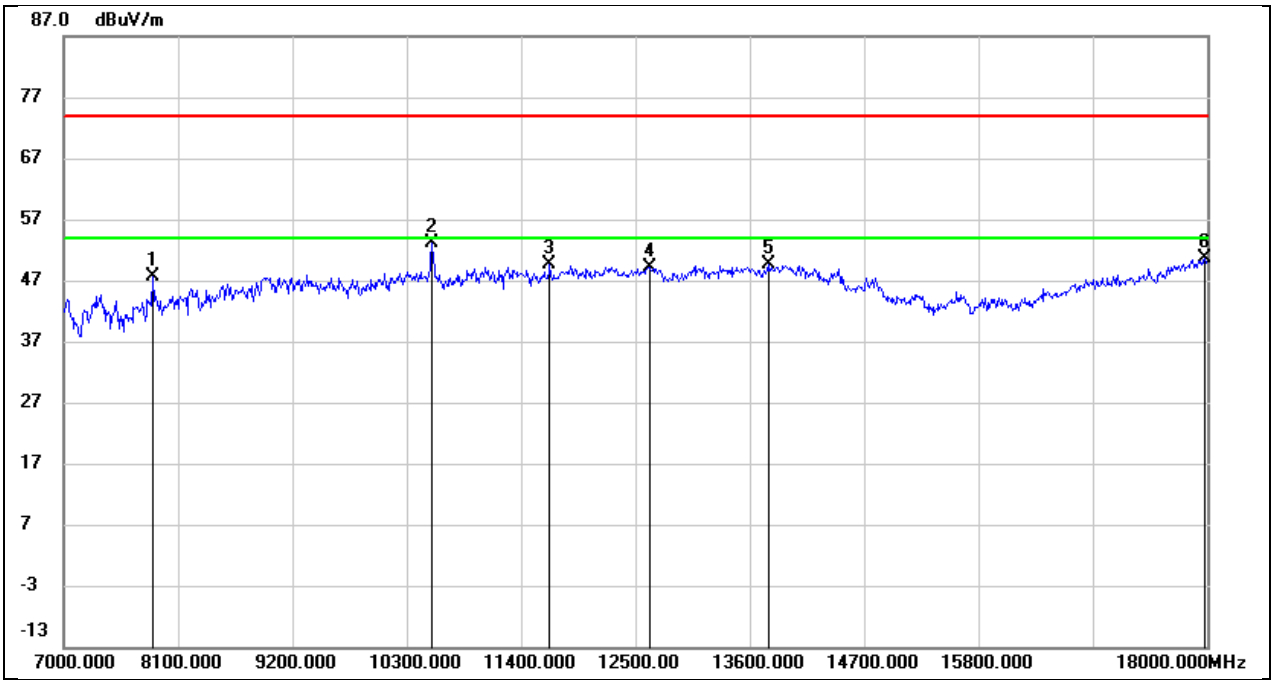

No.	Frequency (MHz)	Reading (dBuV)	Correct (dB/m)	Result (dBuV/m)	Limit (dBuV/m)	Margin (dB)	Remark
1	7858.000	40.91	6.84	47.75	74.00	-26.25	peak
2	10542.000	39.43	13.62	53.05	74.00	-20.95	peak
3	11675.000	32.31	17.22	49.53	74.00	-24.47	peak
4	12632.000	30.83	18.40	49.23	74.00	-24.77	peak
5	13776.000	27.26	22.30	49.56	74.00	-24.44	peak
6	17978.000	23.67	26.88	50.55	74.00	-23.45	peak

This report shall not be reproduced except in full, without the written approval of UL Verification Services (Guangzhou) Co., Ltd, Song Shan Lake Branch.

Test Mode:	802.11n HT40	Frequency(MHz):	5310
Polarity:	Horizontal	Test Voltage:	AC 120V_60Hz

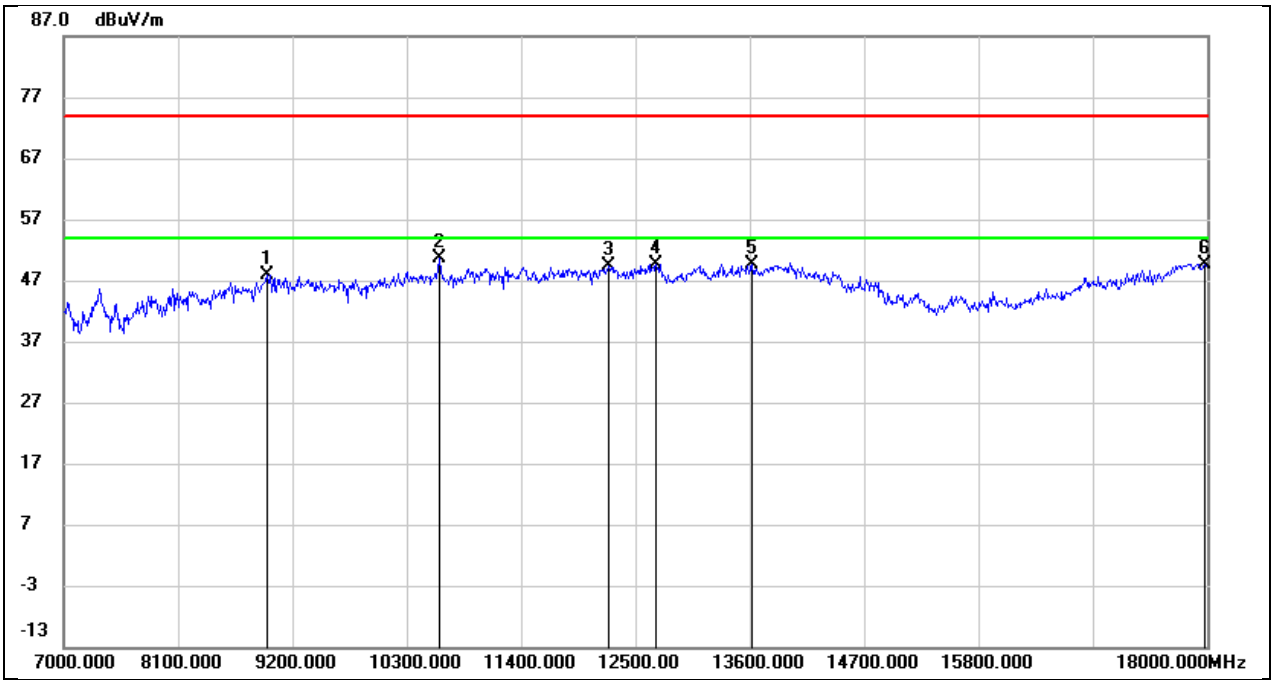

No.	Frequency (MHz)	Reading (dBuV)	Correct (dB/m)	Result (dBuV/m)	Limit (dBuV/m)	Margin (dB)	Remark
1	8958.000	36.67	11.24	47.91	74.00	-26.09	peak
2	10608.000	36.82	13.77	50.59	74.00	-23.41	peak
3	12247.000	30.74	18.68	49.42	74.00	-24.58	peak
4	12698.000	31.11	18.56	49.67	74.00	-24.33	peak
5	13622.000	28.18	21.53	49.71	74.00	-24.29	peak
6	17978.000	22.84	26.88	49.72	74.00	-24.28	peak

This report shall not be reproduced except in full, without the written approval of UL Verification Services (Guangzhou) Co., Ltd, Song Shan Lake Branch.

Test Mode:	802.11n HT40	Frequency(MHz):	5310
Polarity:	Vertical	Test Voltage:	AC 120V_60Hz

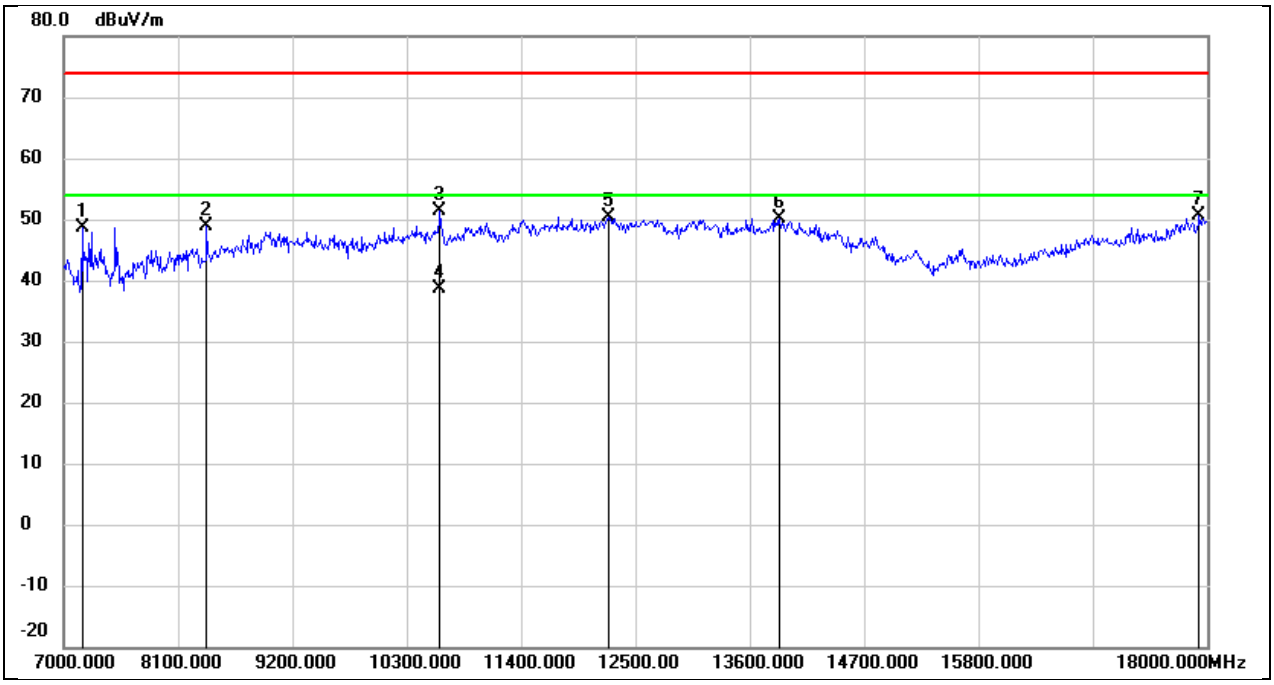

No.	Frequency (MHz)	Reading (dBuV)	Correct (dB/m)	Result (dBuV/m)	Limit (dBuV/m)	Margin (dB)	Remark
1	7176.000	41.75	6.98	48.73	74.00	-25.27	peak
2	8375.000	40.91	7.93	48.84	74.00	-25.16	peak
3	10619.000	37.72	13.78	51.50	74.00	-22.50	peak
4	10619.000	24.92	13.78	38.70	54.00	-15.30	AVG
5	12247.000	31.66	18.68	50.34	74.00	-23.66	peak
6	13886.000	27.58	22.48	50.06	74.00	-23.94	peak
7	17923.000	23.91	26.64	50.55	74.00	-23.45	peak

This report shall not be reproduced except in full, without the written approval of UL Verification Services (Guangzhou) Co., Ltd, Song Shan Lake Branch.

Test Mode:	802.11n HT40	Frequency(MHz):	5510
Polarity:	Horizontal	Test Voltage:	AC 120V_60Hz

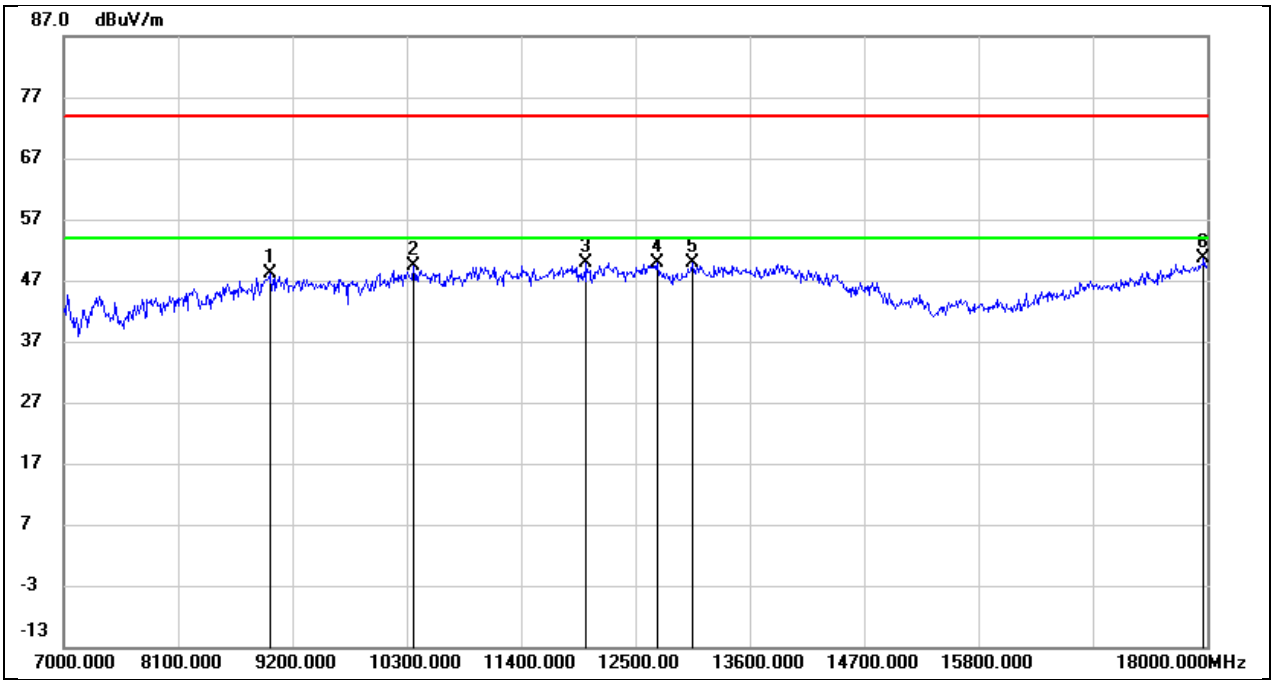

No.	Frequency (MHz)	Reading (dBuV)	Correct (dB/m)	Result (dBuV/m)	Limit (dBuV/m)	Margin (dB)	Remark
1	8980.000	36.60	11.57	48.17	74.00	-25.83	peak
2	10366.000	36.26	13.08	49.34	74.00	-24.66	peak
3	12027.000	31.23	18.60	49.83	74.00	-24.17	peak
4	12709.000	31.38	18.59	49.97	74.00	-24.03	peak
5	13050.000	30.63	19.33	49.96	74.00	-24.04	peak
6	17967.000	23.77	26.83	50.60	74.00	-23.40	peak

This report shall not be reproduced except in full, without the written approval of UL Verification Services (Guangzhou) Co., Ltd, Song Shan Lake Branch.