CFR 47 FCC PART 22 H
CFR 47 FCC PART 24 E

TEST REPORT

For

LTE Smart Phone

FCC ID: 2ADINS6006L
Model Name: S6006L, NUU X7, X7

Report Number: 4791221995-1-RF-5
Issue Date: July 23, 2024

Prepared for

Sun Cupid Technology (HK) Ltd.
16/F, CEO Tower, 77 Wing Hong Street, Cheung Sha Wan, Kowloon, Hong Kong

Prepared by

UL Verification Services (Guangzhou) Co., Ltd, Song Shan Lake Branch
Building 10, Innovation Technology Park, No. 1, Li Bin Road, Song Shan Lake Hi-Tech Development Zone Dongguan, 523808, People's Republic of China

Tel: +86 769 22038881
Fax: +86 769 33244054
Website: www.ul.com

The results reported herein have been performed in accordance with the laboratory's terms of accreditation. This report shall not be reproduced except in full without the written approval of the Laboratory. The results in this report apply to the test sample(s) mentioned above at the time of the testing period only and are not to be used to indicate applicability to other similar products.

Revision History

Rev.	Issue Date	Revisions	Revised By
V0	July 23, 2024	Initial Issue	\

Note:
1.This test report is only published to and used by the applicant, and it is not for evidence purpose in China.
2. The measurement result for the sample received is <Pass> according to < CFR 47 FCC PART 22 H >< CFR 47 FCC PART 24 E> > < when <Simple Acceptance> decision rule is applied.

This report shall not be reproduced except in full, without the written approval of UL Verification Services (Guangzhou) Co., Ltd, Song Shan Lake Branch

TABLE OF CONTENTS

1. ATTESTATION OF TEST RESULTS 4

2. TEST METHODOLOGY 5

3. FACILITIES AND ACCREDITATION 5

4. CALIBRATION AND UNCERTAINTY 6

4.1. MEASURING INSTRUMENT CALIBRATION 6

4.2. MEASUREMENT UNCERTAINTY 6

5. EQUIPMENT UNDER TEST 7

5.1. DESCRIPTION OF EUT 7

5.2. TEST CHANNEL CONFIGURATION 7

5.3. MAXIMUM AVERAGE OUTPUT POWER 8

5.4. WORST-CASE CONFIGURATION AND MODE 9

5.5. DESCRIPTION OF AVAILABLE ANTENNAS 10

5.6. DESCRIPTION OF TEST SETUP 11

6. MEASURING INSTRUMENT AND SOFTWARE USED 12

7. ANTENNA TERMINAL TEST RESULTS 13

7.1. EFFECTIVE (ISOTROPIC) RADIATED POWER OF TRANSMITTER 13

7.2. PEAK TO AVERAGE RADIO 15

7.3. OCCUPIED BANDWIDTH 19

7.4. BAND EDGE EMISSIONS 24

7.5. SPURIOUS EMISSION AT ANTENNA TERMINAL 28

7.6. FREQUENCY STABILITY 31

8. RADIATED SPURIOUS EMISSIONS 34

This report shall not be reproduced except in full, without the written approval of UL Verification Services (Guangzhou) Co., Ltd, Song Shan Lake Branch

1. ATTESTATION OF TEST RESULTS

Applicant Information

Company Name:	Sun Cupid Technology (HK) Ltd.
Address:	16/F, CEO Tower, 77 Wing Hong Street, Cheung Sha Wan, Kowloon, Hong Kong

EUT Information

EUT Name:	LTE Smart Phone
Model:	S6006L
Series Model:	NUU X7, X7
Brand:	NUU
Sample Received Date:	March 28, 2024
Sample Status:	Normal
Sample ID:	7066315
Date of Tested:	March 31, 2024 ~ July 23, 2024

APPLICABLE STANDARDS	
STANDARD	**TEST RESULTS**
CFR 47 FCC PART 22 H	PASS
CFR 47 FCC PART 24 E	PASS

Prepared By:

James Qin
Project Engineer

Checked By:

Denny Huang
Senior Project Engineer

Approved By:

Stephen Guo
Operations Manager

This report shall not be reproduced except in full, without the written approval of UL Verification Services (Guangzhou) Co., Ltd, Song Shan Lake Branch

2. TEST METHODOLOGY

The tests documented in this report were performed in accordance with ANSI C63.26-2015, 971168 D01 Power Meas License Digital Systems v03r01, 971168 D02 Misc Rev Approv License Devices v02r01, 412172 D01 v01r01 Determining ERP and EIRP, CFR 47 FCC Part 2, Part 22 H, Part 24 E.

3. FACILITIES AND ACCREDITATION

Accreditation Certificate	**A2LA (Certificate No.: 4102.01)** UL Verification Services (Guangzhou) Co., Ltd. Song Shan Lake Branch. has been assessed and proved to be in compliance with A2LA. **FCC (FCC Designation No.: CN1187)** UL Verification Services (Guangzhou) Co., Ltd. Song Shan Lake Branch. Has been recognized to perform compliance testing on equipment subject to the Commission's Delcaration of Conformity (DoC) and Certification rules **ISED (Company No.: 21320)** UL Verification Services (Guangzhou) Co., Ltd. Song Shan Lake Branch. has been registered and fully described in a report filed with ISED. The Company Number is 21320 and the test lab Conformity Assessment Body Identifier (CABID) is CN0046. **VCCI (Registration No.: G-20192, C-20153, T-20155 and R-20202)** UL Verification Services (Guangzhou) Co., Ltd. Song Shan Lake Branch. has been assessed and proved to be in compliance with VCCI, the Membership No. is 3793. Facility Name: Chamber D, the VCCI registration No. is G-20192 and R-20202. Shielding Room B, the VCCI registration No. is C-20153 and T-20155.

Note 1: All tests measurement facilities use to collect the measurement data are located at Building 10, Innovation Technology Park, Song Shan Lake Hi tech Development Zone, Dongguan, 523808, China

Note 2: The test anechoic chamber in UL Verification Services (Guangzhou) Co., Ltd. Song Shan Lake Branch had been calibrated and compared to the open field sites and the test anechoic chamber is shown to be equivalent to or worst case from the open field site.

Note 3: For below 30 MHz, lab had performed measurements at test anechoic chamber and comparing to measurements obtained on an open field site. And these measurements below 30 MHz had been correlated to measurements performed on an OFS.

This report shall not be reproduced except in full, without the written approval of UL Verification Services (Guangzhou) Co., Ltd, Song Shan Lake Branch

4. CALIBRATION AND UNCERTAINTY

4.1. MEASURING INSTRUMENT CALIBRATION

The measuring equipment utilized to perform the tests documented in this report has been calibrated in accordance with the manufacturer's recommendations and is traceable to recognize national standards.

4.2. MEASUREMENT UNCERTAINTY

Where relevant, the following measurement uncertainty levels have been estimated for tests performed on the apparatus:

Test Item	Uncertainty
Conduction emission	3.62 dB
Radiated Emission (Included Fundamental Emission) (9 kHz ~ 30 MHz)	2.2 dB
Radiated Emission (Included Fundamental Emission) (30 MHz ~ 1 GHz)	4.00 dB
Radiated Emission (Included Fundamental Emission) (1 GHz to 40 GHz)	5.78 dB (1 GHz-18 GHz)
	5.23dB (18 GHz-26 GHz)
	5.64 dB (26 GHz-40 GHz)
Bandwidth	1.1 %
Frequency Error	±1.4Hz
Note: This uncertainty represents an expanded uncertainty expressed at approximately the 95 % confidence level using a coverage factor of k=2.	

This report shall not be reproduced except in full, without the written approval of UL Verification Services (Guangzhou) Co., Ltd, Song Shan Lake Branch

5. EQUIPMENT UNDER TEST

5.1. DESCRIPTION OF EUT

EUT Name:	LTE smart phone
Model:	S6006L
Series Model:	NUU X7, X7
Model Difference:	NUU X7, X7 have the same technical construction including circuit diagram, PCB Layout, components and component layout, all electrical construction and mechanical construction with S6006L. The difference lies only the model number. all these changes do not degrade the unwanted emissions of the certified product.

EUT configurations:

Material type	First resources material information		Second resources material information	
	Part number	Supplier	Part number	Supplier
MODU(Baseband chips)	MT6761V/WBA	MTK	MT8766V/WBA	MTK

5.2. TEST CHANNEL CONFIGURATION

Band	Mode	Low	Middle	High
GSM850	GRPS/EGPRS	128	190	251
		824.2 MHz	836.6 MHz	848.8 MHz
GSM1900	GRPS/EGPRS	512	661	810
		1850.2 MHz	1880.0 MHz	1909.8 MHz

This report shall not be reproduced except in full, without the written approval of UL Verification Services (Guangzhou) Co., Ltd, Song Shan Lake Branch

5.3. MAXIMUM AVERAGE OUTPUT POWER

GSM 850	
Part 22H	
ERP Limit(W)	7
Antenna Gain (dBi)	-0.96

Mode	Frequency Range (MHz)	Conducted Average power (dBm)	ERP (W)	99% OBW (MHz)	Emission Designator
GSM	824.2 ~ 848.8	32.69	0.91	0.249	249KGXW
GRPS(GMSK)	824.2 ~ 848.8	32.60	0.89	0.246	246KGXW
EGPRS(8PSK)	824.2 ~ 848.8	26.14	0.20	0.253	253KG7W

GSM 1900	
Part 24	
EIRP Limit(W)	2.0
Antenna Gain (dBi)	1.62

Mode	Frequency Range (MHz)	Conducted Average power (dBm)	EIRP (W)	99% OBW (MHz)	Emission Designator
GSM	1850.2 ~ 1909.8	29.43	1.27	0.245	245KGXW
GRPS(GMSK)	1850.2 ~ 1909.8	29.47	1.29	0.247	247KGXW
EGPRS(8PSK)	1850.2 ~ 1909.8	25.52	0.52	0.253	253KG7W

This report shall not be reproduced except in full, without the written approval of UL Verification Services (Guangzhou) Co., Ltd, Song Shan Lake Branch

5.4. WORST-CASE CONFIGURATION AND MODE

The radiated spurious emissions measurements were carried out in semi-anechoic chamber with 3-meter test range, and EUT was investigated in three orthogonal orientations X, Y and Z. It was determined that X orientation was the worst-case orientation.

Radiated spurious emissions were investigated below 30 MHz, 30 MHz - 1 GHz and above 1 GHz. There were no emissions found on below 1GHz and above 18 GHz, the emissions between 1 GHz – 18 GHz were tested at the low, mid, high channel and the worst configuration.

For GSM850/1900, GPRS worst results are shown in test report.

Note:

1. Based on preliminary testing, there were no significant differences between the two models and therefore model [MT6761 version] was fully tested.

This report shall not be reproduced except in full, without the written approval of UL Verification Services (Guangzhou) Co., Ltd, Song Shan Lake Branch

5.5. DESCRIPTION OF AVAILABLE ANTENNAS

Antenna	Band	Antenna Type	MAX Antenna Gain (dBi)
Ant2	GSM850	FPC	-0.96
Ant1	GSM1900	FPC	1.62

Band	Transmit and Receive Mode	Description
GSM850	☒1TX, 2RX	Ant0 antenna can be used as transmitting/receiving antenna, DIV antenna can be used as receiving antenna
GSM1900	☒1TX, 2RX	Ant0 antenna can be used as transmitting/receiving antenna, DIV antenna can be used as receiving antenna

Note: The value of the antenna gain was declared by customer.

This report shall not be reproduced except in full, without the written approval of UL Verification Services (Guangzhou) Co., Ltd, Song Shan Lake Branch

5.6. DESCRIPTION OF TEST SETUP

Conducted

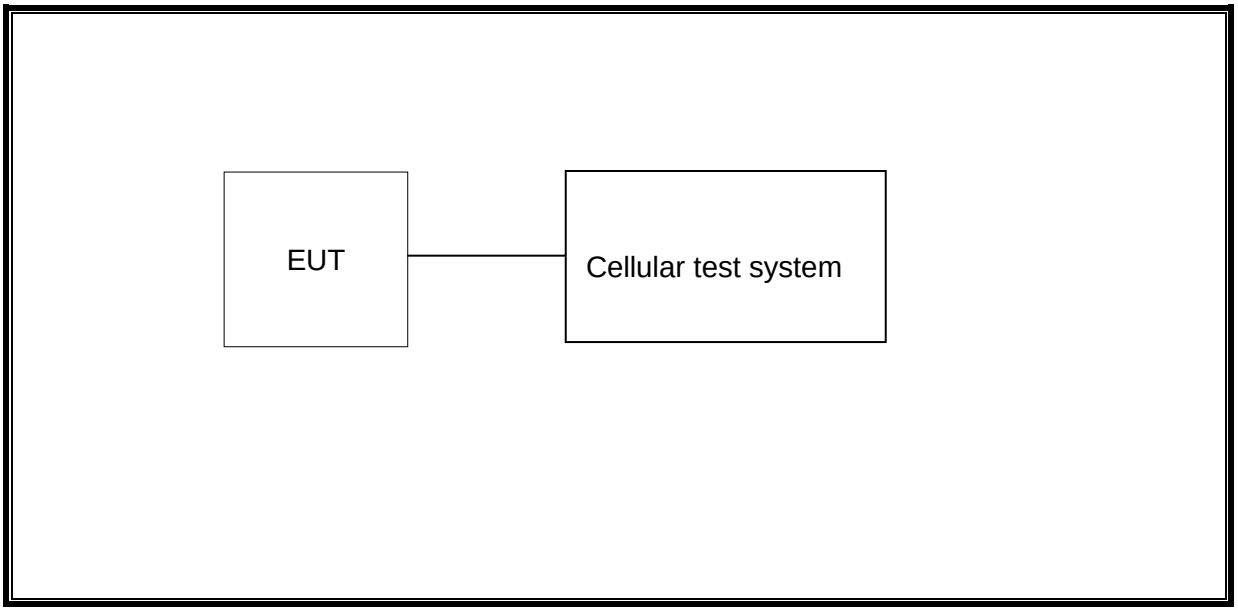

Radiated

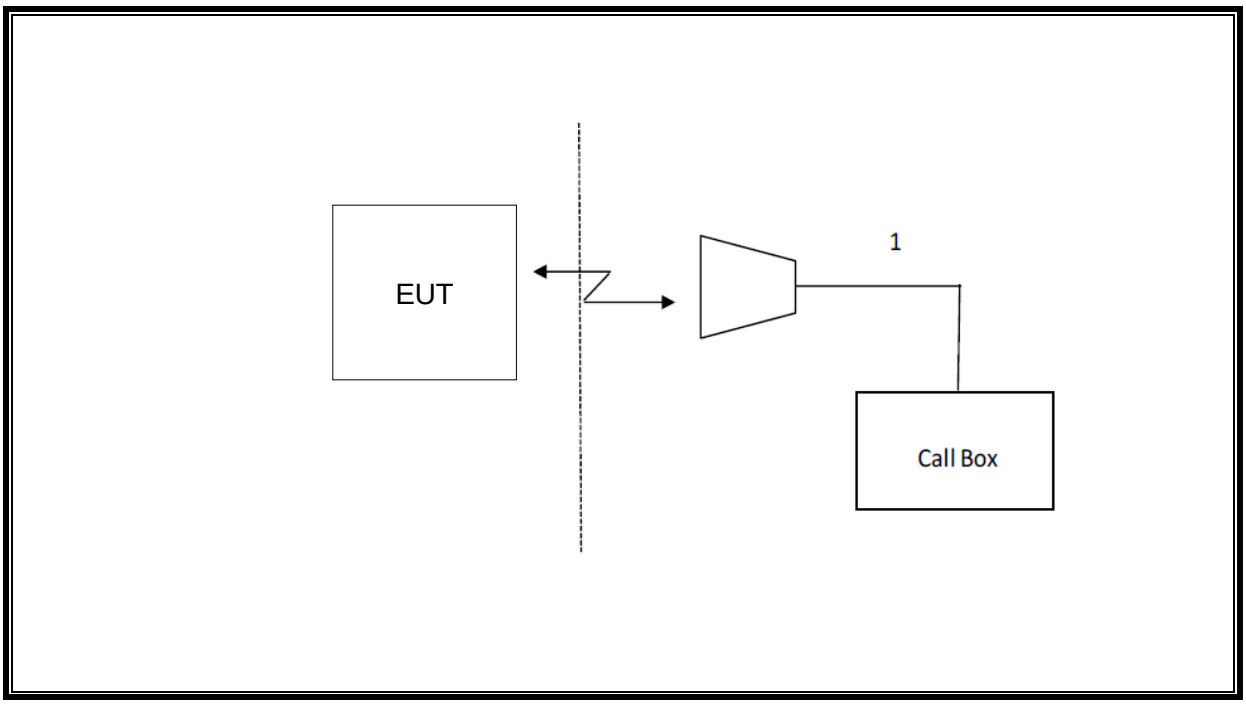

This report shall not be reproduced except in full, without the written approval of UL Verification Services (Guangzhou) Co., Ltd, Song Shan Lake Branch

6. MEASURING INSTRUMENT AND SOFTWARE USED

Antenna Terminal Test						
Instrument						
Used	Equipment	Manufacturer	Model No.	Serial No.	Last Cal.	Next Cal.
☑	Spectrum Analyzer	R&S	FSV40	S422060001	Oct.12, 2023	Oct.11, 2024
☑	Wideband Radio Communication Tester	R&S	CMW500	155523	Oct.12, 2023	Oct.11, 2024
Software						
Used	Description		Manufacturer	Name		Version
☑	Tonsend Cellular Test System		Tonsend	JS1120 RF Auto Test System		3.1.46
Radiated Test						
Instrument						
Used	Equipment	Manufacturer	Model No.	Serial No.	Last Cal.	Next Cal.
☑	MXE EMI Receiver	KESIGHT	N9038A	MY56400036	Oct.12, 2023	Oct.11, 2024
☑	Hybrid Log Periodic Antenna	TDK	HLP-3003C	130959	Aug.02, 2021	Aug.01, 2024
☑	Preamplifier	HP	8447D	2944A09099	Oct.12, 2023	Oct.11, 2024
☑	EMI Measurement Receiver	R&S	ESR26	101377	Oct.12, 2023	Oct.11, 2024
☑	Horn Antenna	TDK	HRN-0118	130939	Apr. 29, 2022	Apr. 28, 2025
☑	Horn Antenna	Schwarzbeck	BBHA9170	697	June 30, 2024	June 29, 2027
☑	Preamplifier	TDK	PA-02-0118	TRS-305-00067	Oct.12, 2023	Oct.11, 2024
☑	Preamplifier	TDK	PA-02-2	TRS-307-00003	Oct.12, 2023	Oct.11, 2024
☑	Loop antenna	Schwarzbeck	1519B	00008	Dec.14, 2021	Dec.13, 2024
☑	High Pass Filter	Wi	WHKX10-2700-3000-18000-40SS	23	Oct.12, 2023	Oct.11, 2024
Software						
Used	Description		Manufacturer	Name		Version
☑	Test Software for Radiated disturbance		Farad	EZ-EMC		Ver. UL-3A1

This report shall not be reproduced except in full, without the written approval of UL Verification Services (Guangzhou) Co., Ltd, Song Shan Lake Branch

7. ANTENNA TERMINAL TEST RESULTS

7.1. EFFECTIVE (ISOTROPIC) RADIATED POWER OF TRANSMITTER

RULE PART(S)

FCC: §2.1046, §22.913, §24.232

LIMITS

22.913(a) The ERP of mobile transmitters and auxiliary test transmitters must not exceed 7 Watts.
24.232(c) Mobile/portable stations are limited to 2 watts e.i.r.p. peak power and the equipment must employ means to limit the power to the minimum necessary for successful communications.
27.50(c) Portable stations (hand-held devices) in the 600 MHz uplink band and the 698-746 MHz band, and fixed and mobile stations in the 600 MHz uplink band are limited to 3 watts ERP.
27.50(d) Fixed, mobile, and portable (hand-held) stations operating in the 1710-1755 MHz band and mobile and portable stations operating in the 1695-1710 MHz and 1755-1780 MHz bands are limited to 1 watts EIRP.
27.50(h) Mobile stations are limited to 2.0 watts EIRP. All user stations are limited to 2.0 watts transmitter output power.
In addition, when the transmitter power is measured in terms of average value, the peak-to-average ratio of the power shall not exceed 13 dB.

TEST PROCEDURE

Refer to ANSI C63.26:2015 and KDB 971168 D01 Section 5.6
ERP/ EIRP = PMeas + GT − LC
where:
ERP or EIRP = effective or equivalent isotropically radiated power, respectively (expressed in the same units as PMeas, typically dBW or dBm);
PMeas = measured transmitter output power or PSD, in dBm or dBW;
GT = gain of the transmitting antenna, in dBd (ERP) or dBi (EIRP);
LC = signal attenuation in the connecting cable between the transmitter and antenna, in dB

The transmitter has a maximum radiated ERP / EIRP output powers as follows:

This report shall not be reproduced except in full, without the written approval of UL Verification Services (Guangzhou) Co., Ltd, Song Shan Lake Branch

TEST SETUP

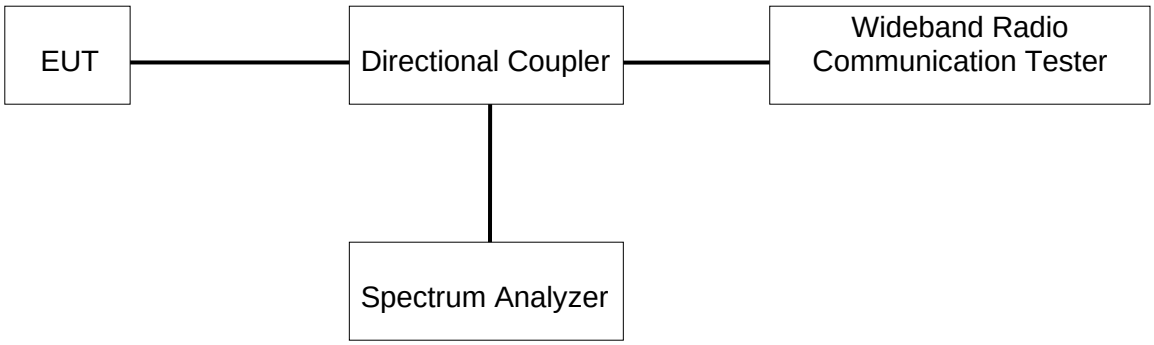

TEST ENVIRONMENT

Temperature	23.7°C	Relative Humidity	62.3%
Atmosphere Pressure	101kPa	Test Voltage	DC 3.8 V

Test Result

Band		Channel 128	Channel 190	Channel 251
GSM850 (CS)		32.30	32.59	32.69
GPRS/EGPRS (GMSK)	1 TimeSlot	32.38	32.53	32.60
	2 TimeSlots	31.58	31.80	31.90
	3 TimeSlots	29.76	29.99	30.13
	4 TimeSlots	28.60	28.83	29.02
EGPRS (8PSK)	1 TimeSlot	26.14	25.48	25.56
	2 TimeSlots	24.96	24.48	24.68
	3 TimeSlots	22.55	22.18	22.32
	4 TimeSlots	21.09	20.80	20.94

Band		Channel 512	Channel 661	Channel 810
GSM1900 (CS)		29.43	29.00	27.94
GPRS/EGPRS (GMSK)	1 TimeSlot	28.93	27.89	29.47
	2 TimeSlots	28.26	27.24	28.69
	3 TimeSlots	26.52	26.58	26.90
	4 TimeSlots	25.41	25.51	25.74
EGPRS (8PSK)	1 TimeSlot	24.48	24.15	25.52
	2 TimeSlots	23.55	23.18	24.35
	3 TimeSlots	21.05	20.95	21.64
	4 TimeSlots	19.57	19.30	20.12

This report shall not be reproduced except in full, without the written approval of UL Verification Services (Guangzhou) Co., Ltd, Song Shan Lake Branch

7.2. PEAK TO AVERAGE RADIO

LIMITS

In addition, when the transmitter power is measured in terms of average value, the peak-to-average ratio of the power shall not exceed 13 dB.

TEST PROCEDURE

Refer to KDB 971168 D01 Power Meas License Digital Systems v03r01;

The transmitter output was connected to a CMW500 Test Set and configured to operate at maximum power. The PAR was measured on the Spectrum Analyzer.

TEST SETUP

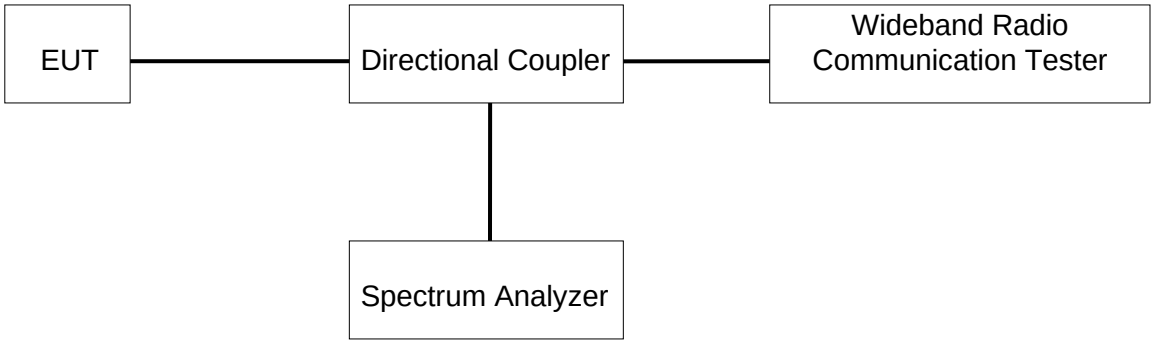

TEST ENVIRONMENT

Temperature	23.7°C	Relative Humidity	62.3%
Atmosphere Pressure	101kPa	Test Voltage	DC 3.8 V

Test Result

The results from all CCDF plots are passed with 13dB peak-to-average power ratio criteria.

Band	Channel	Result(dB)	Limit(dB)	Verdict
GSM850	128	9.52	13	PASS
GSM850	190	9.52	13	PASS
GSM850	251	9.52	13	PASS
GPRS850	128	9.70	13	PASS
GPRS850	190	9.72	13	PASS
GPRS850	251	9.70	13	PASS
EGPRS850	128	12.56	13	PASS
EGPRS850	190	12.56	13	PASS
EGPRS850	251	12.58	13	PASS
GSM1900	512	9.56	13	PASS
GSM1900	661	9.56	13	PASS
GSM1900	810	9.56	13	PASS
GPRS1900	512	9.74	13	PASS
GPRS1900	661	9.70	13	PASS

This report shall not be reproduced except in full, without the written approval of UL Verification Services (Guangzhou) Co., Ltd, Song Shan Lake Branch

GPRS1900	810	9.74	13	PASS
EGPRS1900	512	12.96	13	PASS
EGPRS1900	661	12.88	13	PASS
EGPRS1900	810	12.74	13	PASS

Test Graphs

GSM850-128-5-PASS

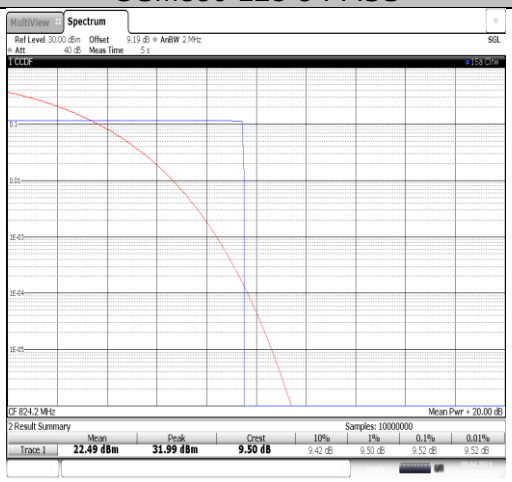

GSM850-190-5-PASS

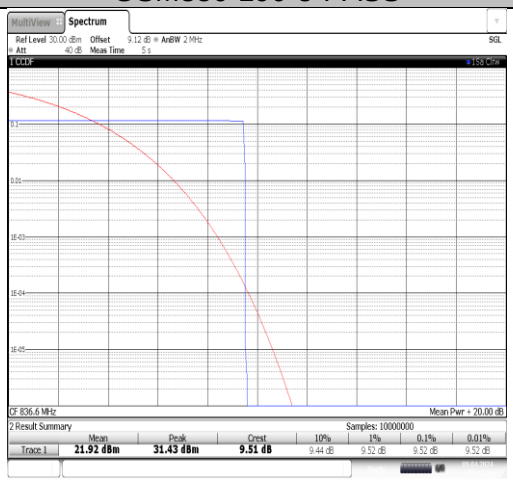

GSM850-251-5-PASS

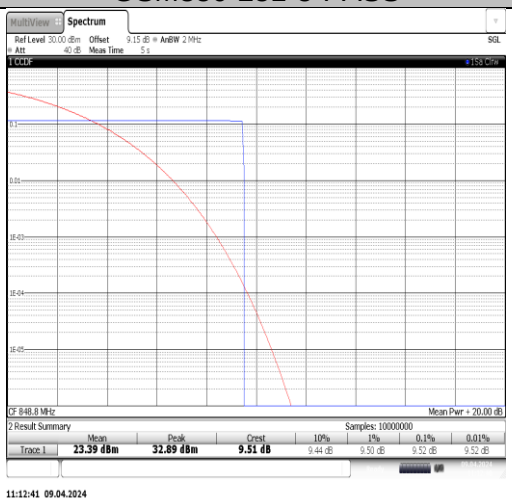

GPRS850-128-5-PASS

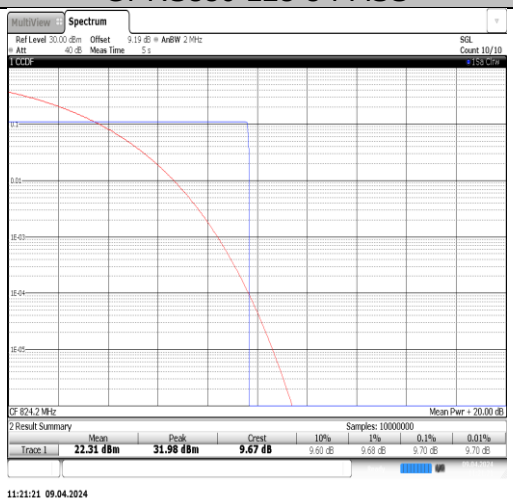

GPRS850-190-5-PASS

GPRS850-251-5-PASS

This report shall not be reproduced except in full, without the written approval of UL Verification Services (Guangzhou) Co., Ltd, Song Shan Lake Branch

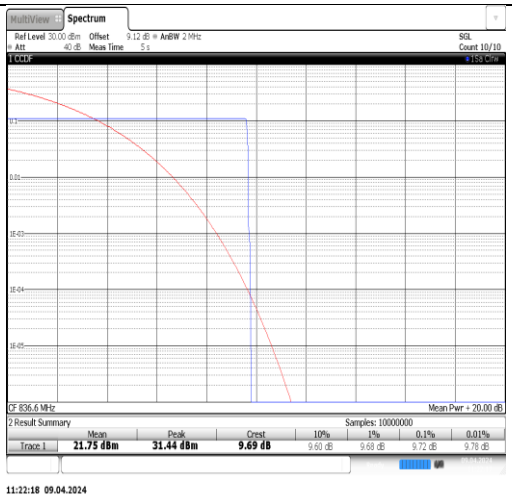

EGPRS850-128-8-PASS

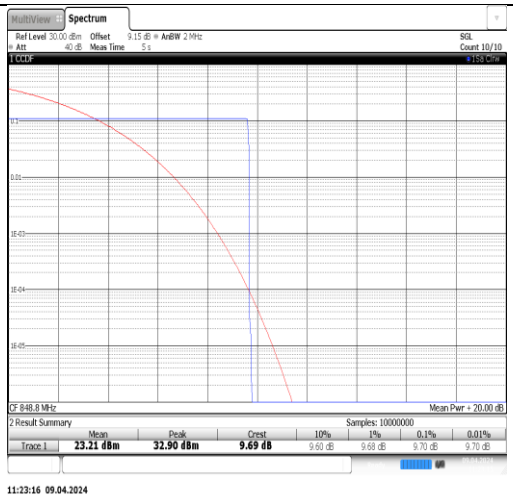

EGPRS850-190-8-PASS

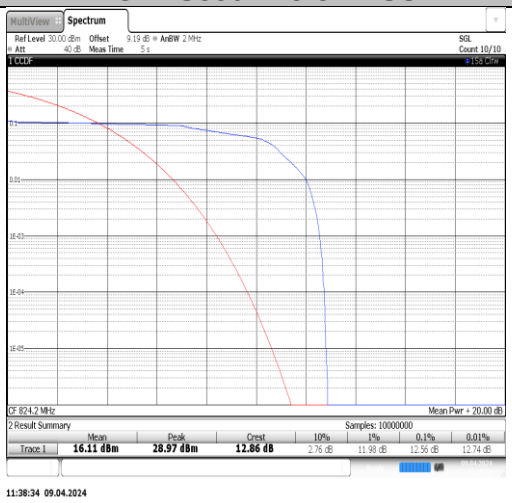

EGPRS850-251-8-PASS

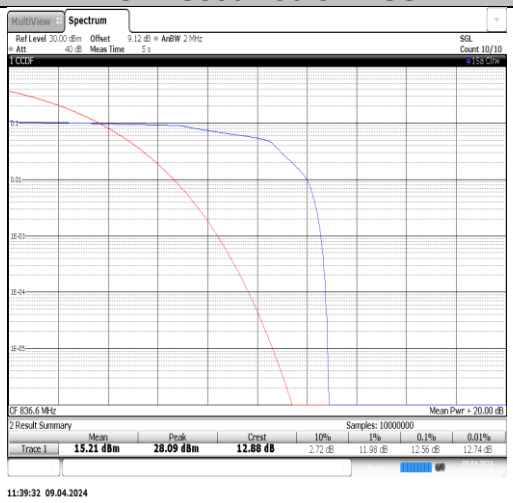

GSM1900-512-0-PASS

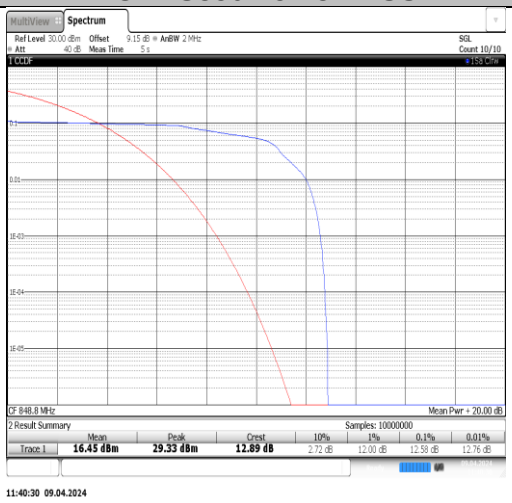

GSM1900-661-0-PASS

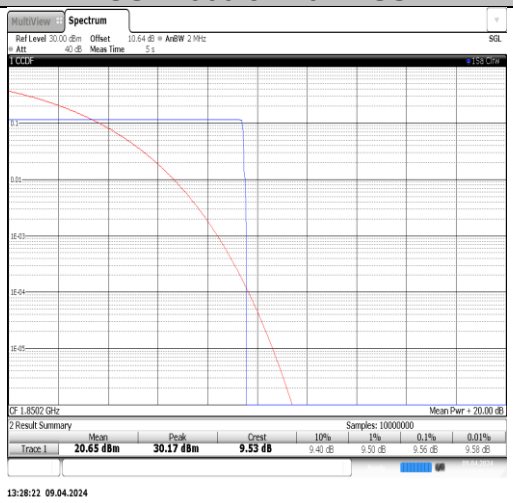

GSM1900-810-0-PASS

This report shall not be reproduced except in full, without the written approval of UL Verification Services (Guangzhou) Co., Ltd, Song Shan Lake Branch

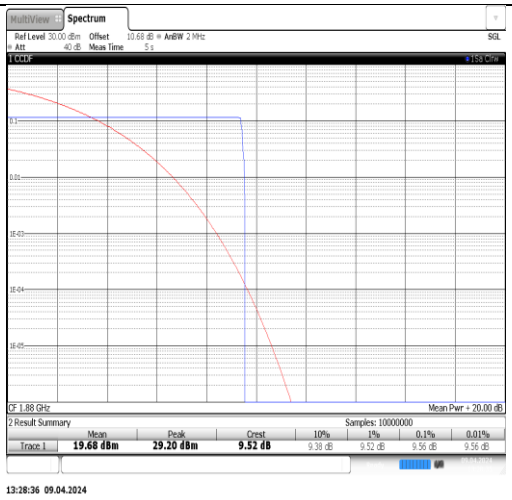

GPRS1900-512-0-PASS

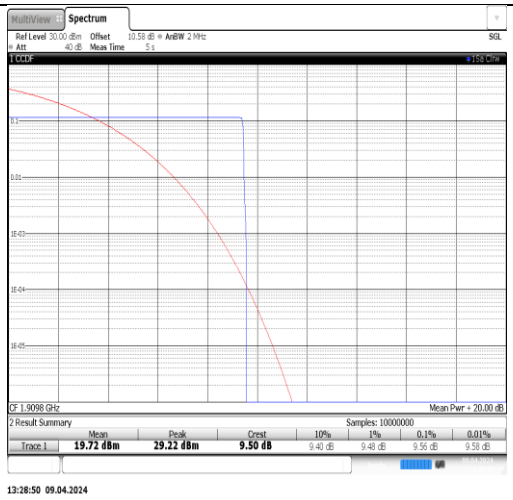

GPRS1900-661-0-PASS

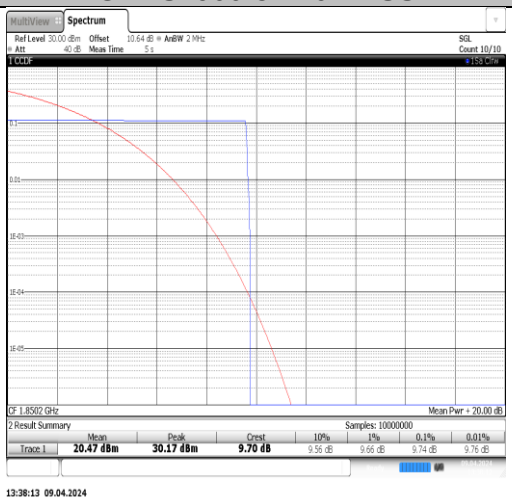

GPRS1900-810-0-PASS

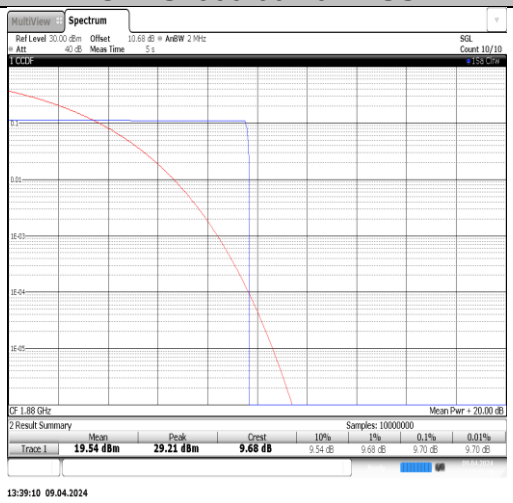

EGPRS1900-512-2-PASS

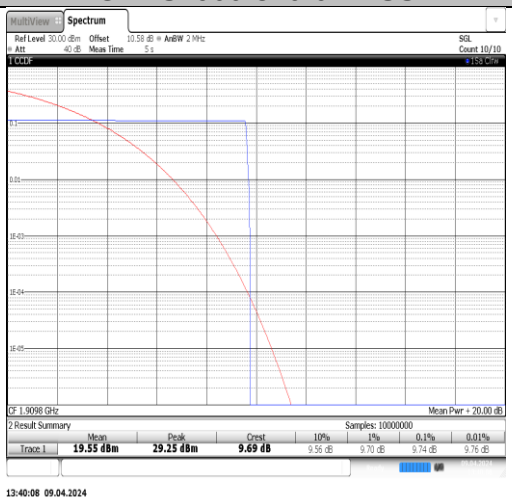

EGPRS1900-661-2-PASS

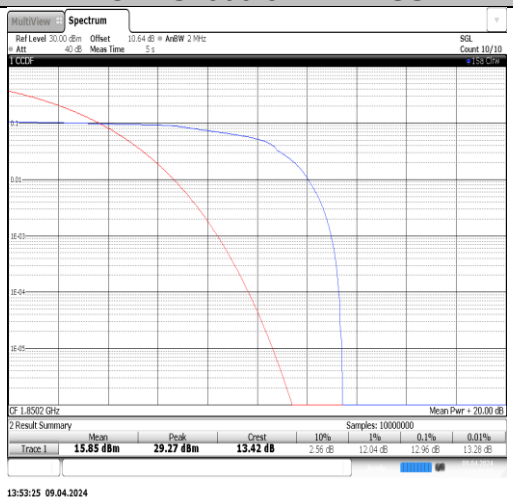

EGPRS1900-810-2-PASS

This report shall not be reproduced except in full, without the written approval of UL Verification Services (Guangzhou) Co., Ltd, Song Shan Lake Branch

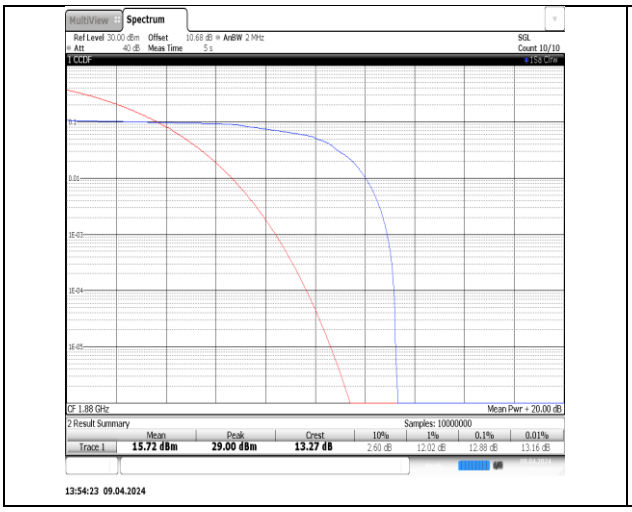

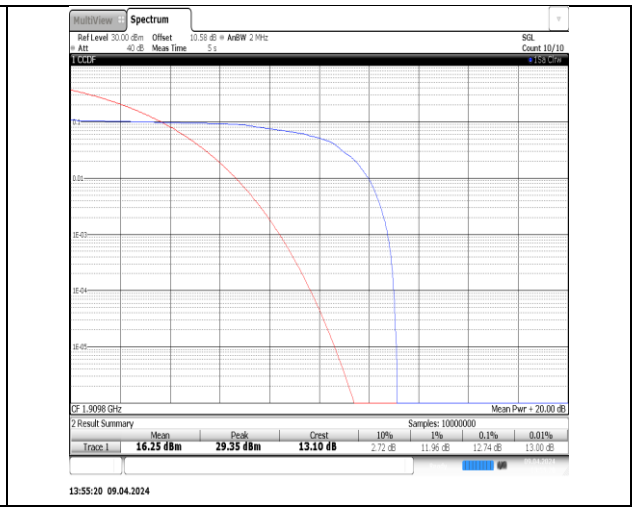

7.3. OCCUPIED BANDWIDTH

RULE PART(S)

FCC: §2.1049.

LIMITS

For reporting purposes only.

TEST PROCEDURE

The transmitter output was connected to a calibrated coaxial cable and coupler, the other end of which was connected to a spectrum analyzer. The occupied bandwidth was measured with the spectrum analyzer at the low, middle and high channel in each band. The -26dB bandwidth was also measured and recorded.

(Refer to KDB 971168 D01 Power Meas License Digital Systems v03r01)

TEST SETUP

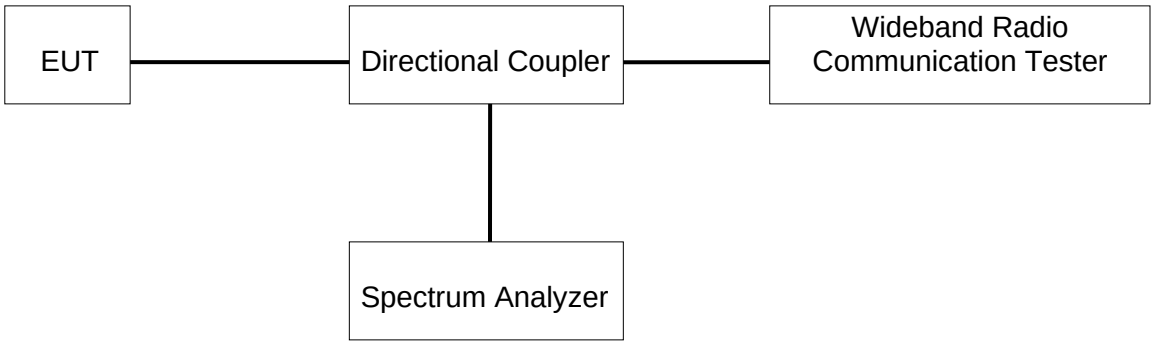

TEST ENVIRONMENT

Temperature	23.7°C	Relative Humidity	62.3%
Atmosphere Pressure	101kPa	Test Voltage	DC 3.8 V

This report shall not be reproduced except in full, without the written approval of UL Verification Services (Guangzhou) Co., Ltd, Song Shan Lake Branch

Test Result

Band	Channel	Occupied Bandwidth (MHz)	26dB Bandwidth (MHz)	Limit (MHz)	Verdict
GSM850	128	0.243	0.32	---	PASS
GSM850	190	0.249	0.32	---	PASS
GSM850	251	0.243	0.32	---	PASS
GPRS850	128	0.246	0.32	---	PASS
GPRS850	190	0.244	0.31	---	PASS
GPRS850	251	0.244	0.32	---	PASS
EGPRS850	128	0.249	0.31	---	PASS
EGPRS850	190	0.253	0.32	---	PASS
EGPRS850	251	0.247	0.33	---	PASS
GSM1900	512	0.243	0.30	---	PASS
GSM1900	661	0.245	0.31	---	PASS
GSM1900	810	0.245	0.31	---	PASS
GPRS1900	512	0.244	0.31	---	PASS
GPRS1900	661	0.247	0.32	---	PASS
EGPRS1900	512	0.247	0.31	---	PASS
EGPRS1900	661	0.252	0.32	---	PASS
EGPRS1900	810	0.253	0.32	---	PASS
GPRS1900	810	0.246	0.32	---	PASS

This report shall not be reproduced except in full, without the written approval of UL Verification Services (Guangzhou) Co., Ltd, Song Shan Lake Branch

Test Graphs

GSM850-128-5-PASS

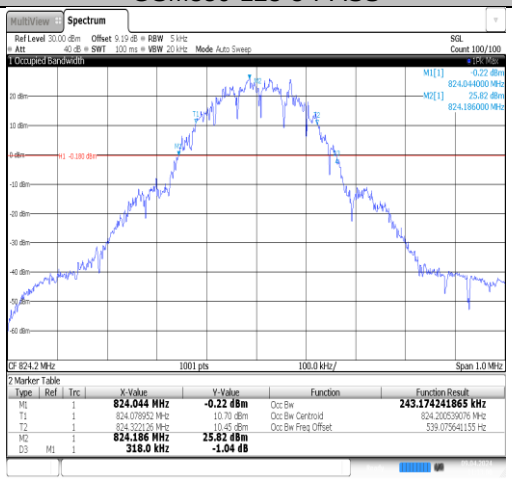

GSM850-190-5-PASS

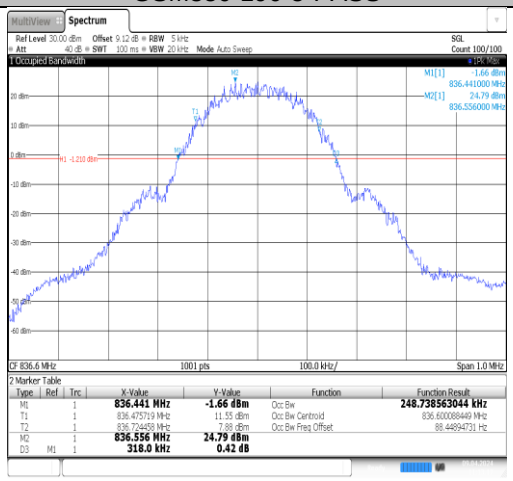

GSM850-251-5-PASS

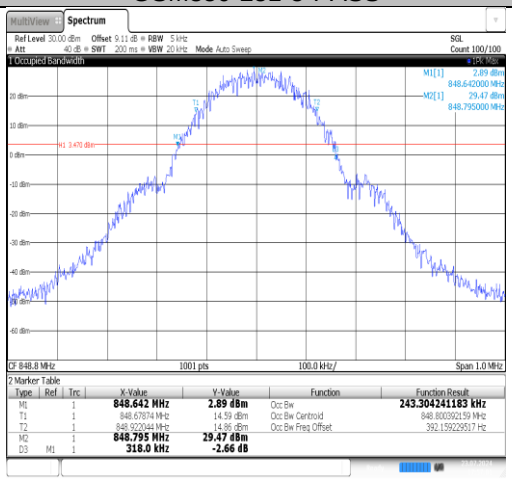

GPRS850-128-5-PASS

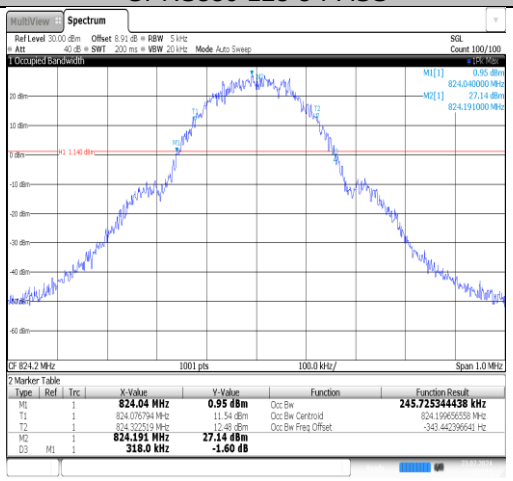

GPRS850-190-5-PASS

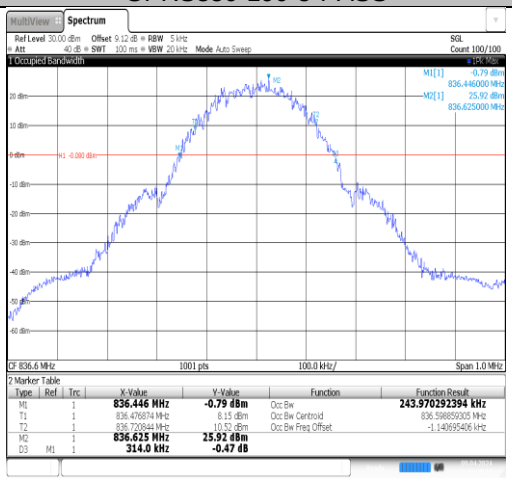

GPRS850-251-5-PASS

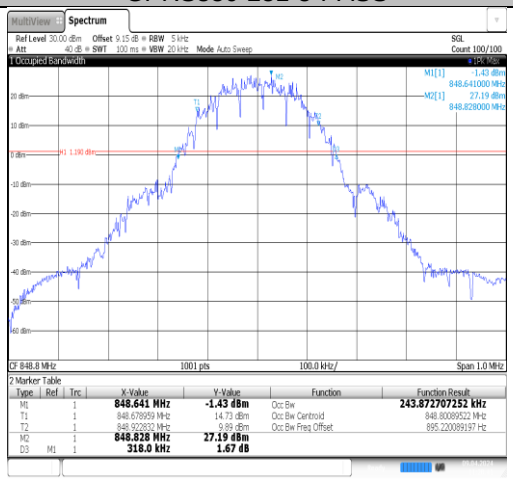

EGPRS850-128-8-PASS

EGPRS850-190-8-PASS

This report shall not be reproduced except in full, without the written approval of UL Verification Services (Guangzhou) Co., Ltd, Song Shan Lake Branch

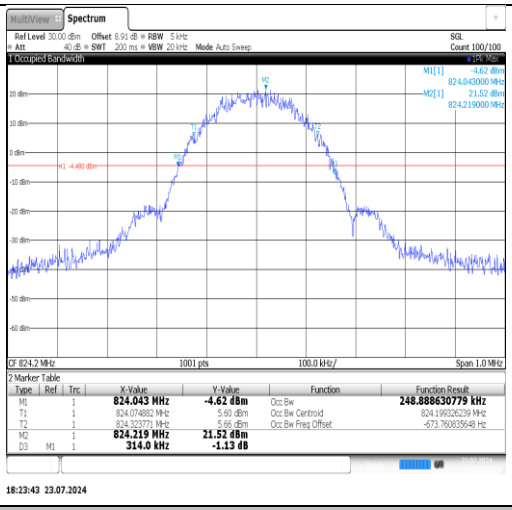

EGPRS850-251-8-PASS

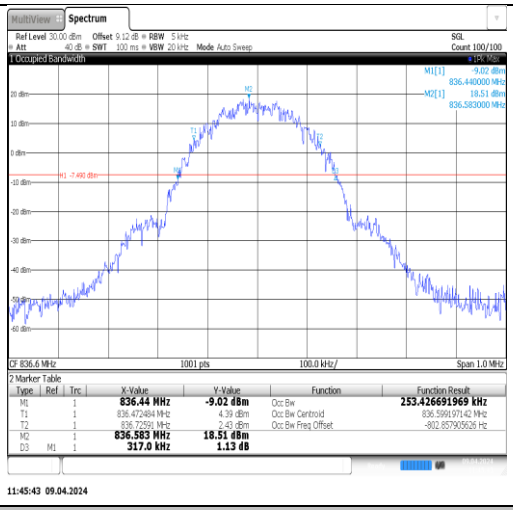

GSM1900-512-0-PASS

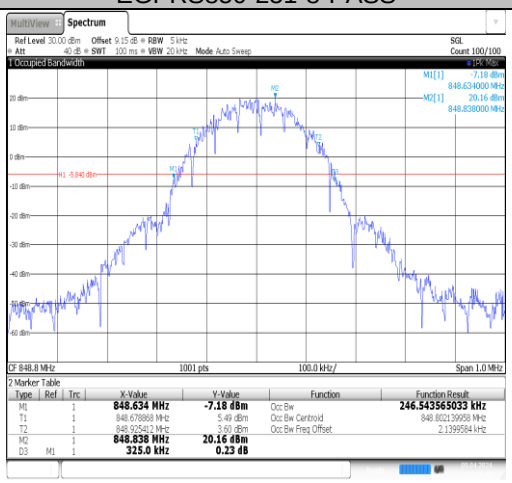

GSM1900-661-0-PASS

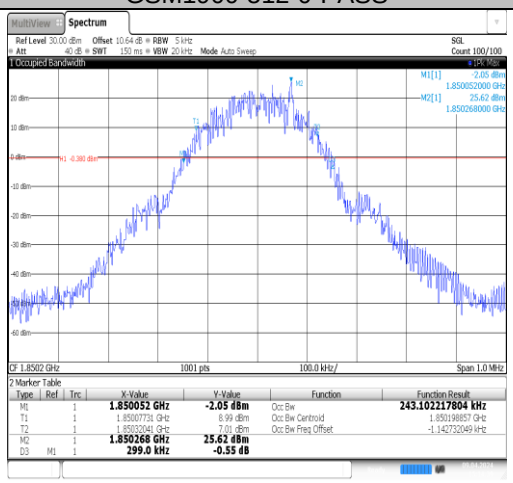

GSM1900-810-0-PASS

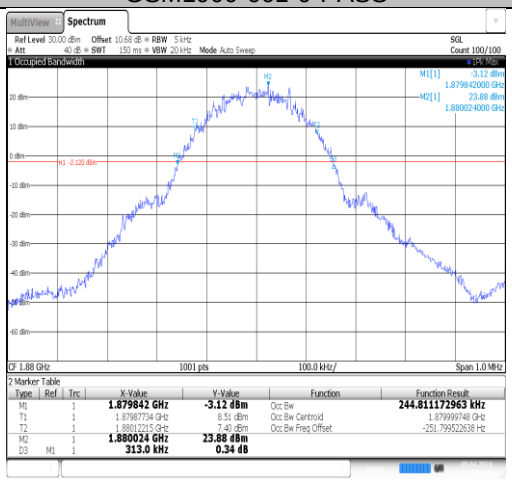

GPRS1900-512-0-PASS

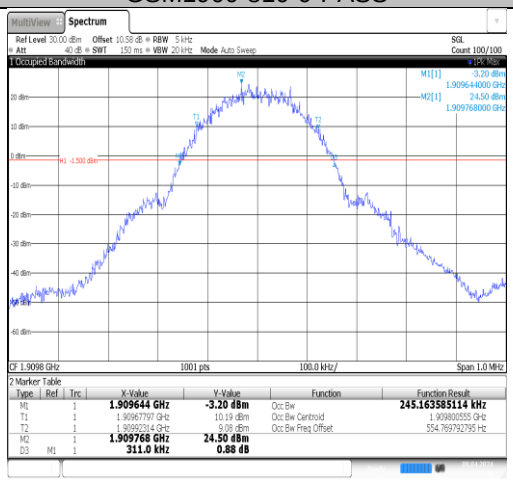

GPRS1900-661-0-PASS

This report shall not be reproduced except in full, without the written approval of UL Verification Services (Guangzhou) Co., Ltd, Song Shan Lake Branch

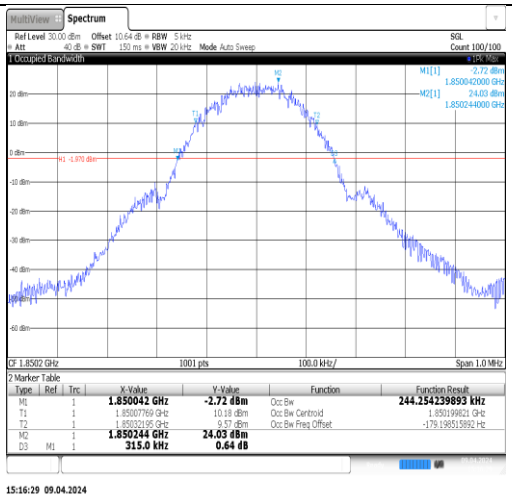

15:16:29 09.04.2024

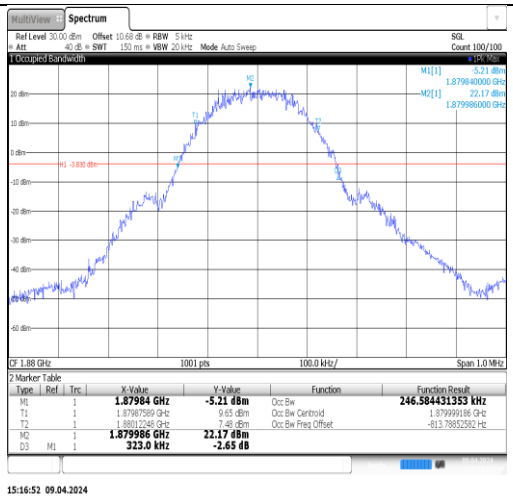

15:16:52 09.04.2024

EGPRS1900-512-2-PASS

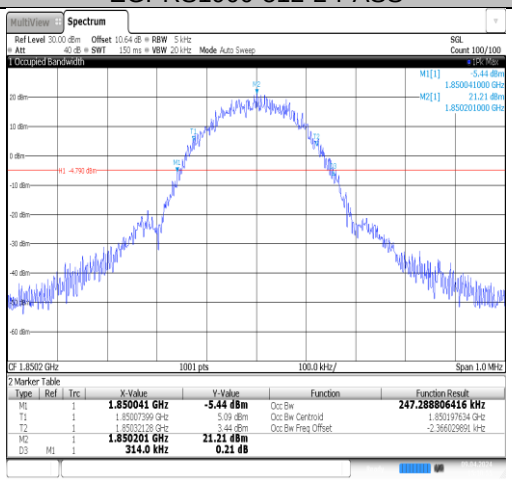

15:10:56 09.04.2024

EGPRS1900-661-2-PASS

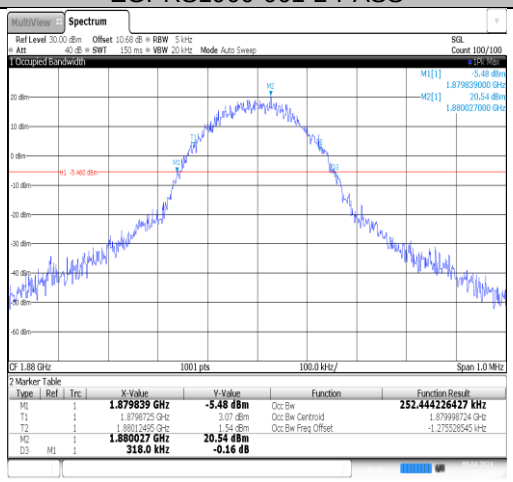

15:11:19 09.04.2024

EGPRS1900-810-2-PASS

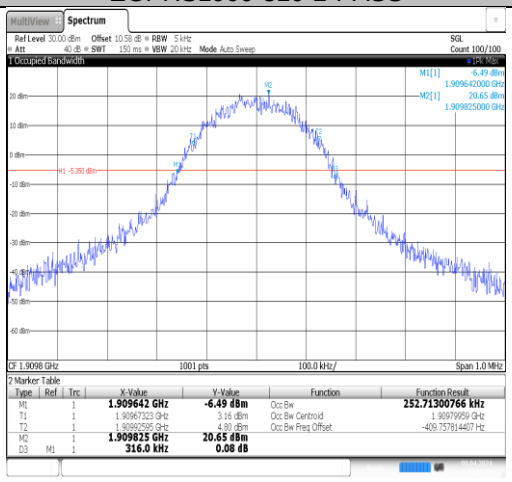

15:11:41 09.04.2024

GPRS1900-810-0-PASS

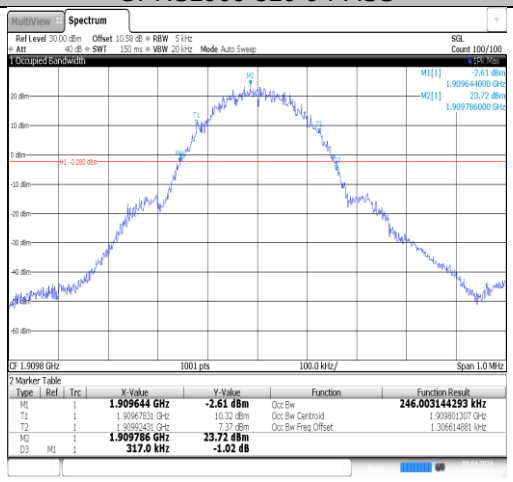

15:17:15 09.04.2024

This report shall not be reproduced except in full, without the written approval of UL Verification Services (Guangzhou) Co., Ltd, Song Shan Lake Branch

7.4. BAND EDGE EMISSIONS

RULE PART(S)

FCC §2.1051, §22.917, §24.238

LIMITS

The power of any emission outside of the authorized operating frequency ranges must be attenuated below the transmitting power (P) by a factor of at least 43 + 10 log (P) dB.

TEST PROCEDURE

Refer to KDB 971168 D01 Power Meas License Digital Systems v03r01
The transmitter output was connected to a CMW500 Test Set and configured to operate at maximum power. The band edge emissions were measured at the required operating frequencies in each band on the Spectrum Analyzer.

a) Set the RBW = 1 ~ 1.5 % of OBW (Typically limited to a minimum RBW of 1% of the OBW)
b) Set VBW ≥ 3 × RBW;
c) Set span ≥ 1.5 times the OBW;
d) Sweep time = Auto;
e) Detector = RMS;
f) Ensure that the number of measurement points ≥ 2*Span/RBW;
g) Trace mode = Average (100);

This report shall not be reproduced except in full, without the written approval of UL Verification Services (Guangzhou) Co., Ltd, Song Shan Lake Branch

TEST SETUP

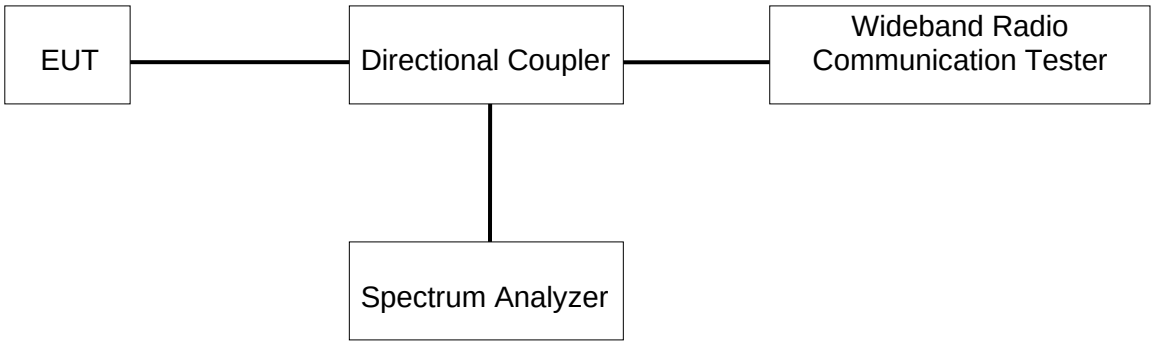

TEST ENVIRONMENT

Temperature	23.7°C	Relative Humidity	62.3%
Atmosphere Pressure	101kPa	Test Voltage	DC 3.8 V

Test Result

Band	Channel	Freq (MHz)	Result (dBm)	Limit(dBm)	Verdict
GSM850	128	823.99	-24.85	-13	PASS
GSM850	251	849.02	-23.69	-13	PASS
GPRS850	128	823.98	-26.06	-13	PASS
GPRS850	251	849.02	-23.23	-13	PASS
EGPRS850	128	823.98	-35.00	-13	PASS
EGPRS850	251	849.00	-35.99	-13	PASS
GSM1900	512	1850.00	-27.40	-13	PASS
GSM1900	810	1910.02	-27.20	-13	PASS
GPRS1900	512	1849.98	-27.05	-13	PASS
GPRS1900	810	1910.02	-28.72	-13	PASS
EGPRS1900	512	1849.98	-36.41	-13	PASS
EGPRS1900	810	1910.00	-34.98	-13	PASS

This report shall not be reproduced except in full, without the written approval of UL Verification Services (Guangzhou) Co., Ltd, Song Shan Lake Branch

Test Graphs

GSM850-128-5-PASS	GSM850-251-5-PASS
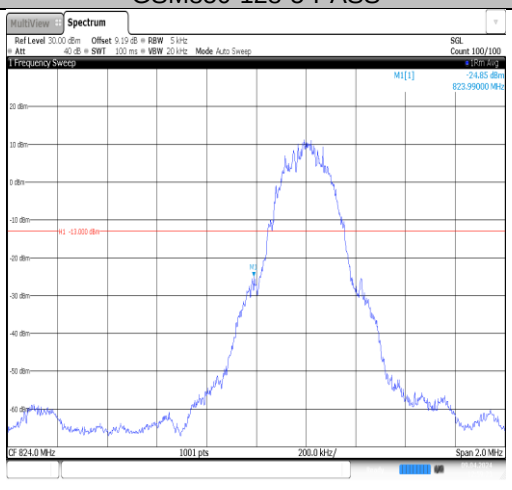	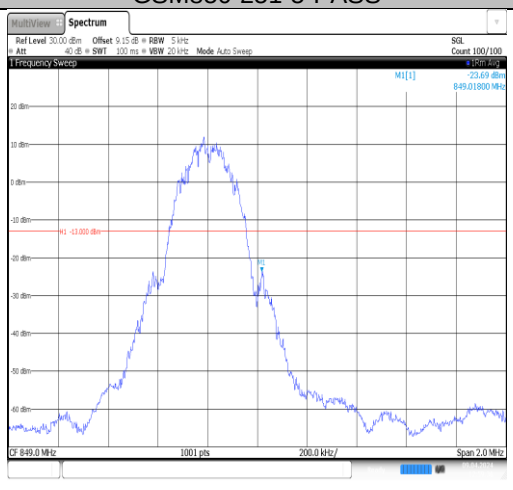
GPRS850-128-5-PASS	GPRS850-251-5-PASS
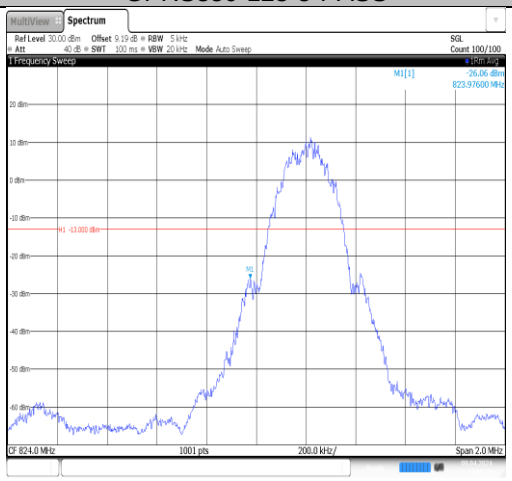	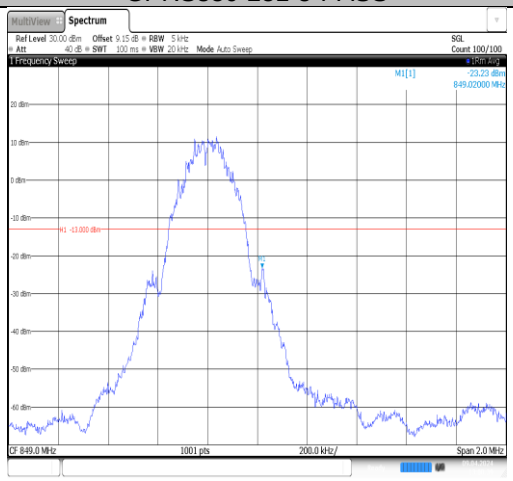
EGPRS850-128-8-PASS	EGPRS850-251-8-PASS
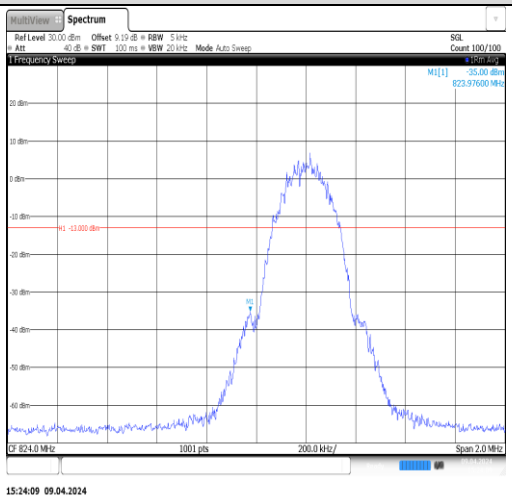	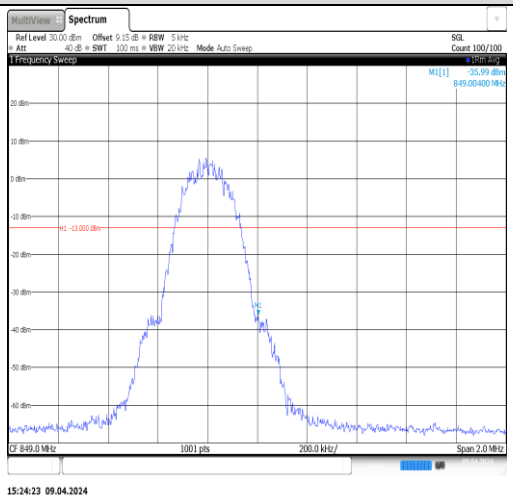
GSM1900-512-0-PASS	GSM1900-810-0-PASS

This report shall not be reproduced except in full, without the written approval of UL Verification Services (Guangzhou) Co., Ltd, Song Shan Lake Branch

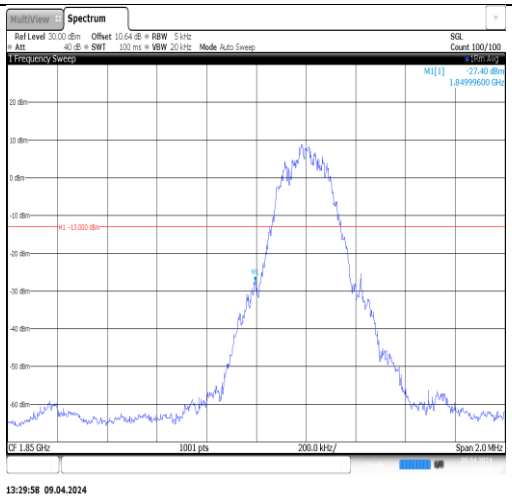

GPRS1900-512-0-PASS

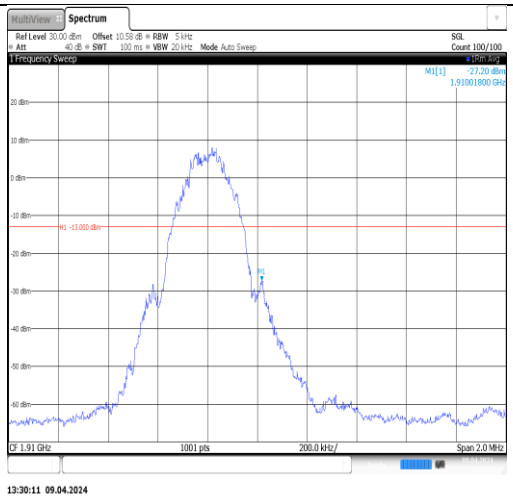

GPRS1900-810-0-PASS

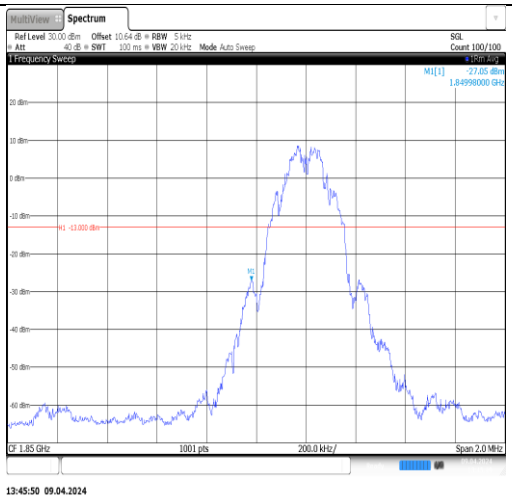

EGPRS1900-512-2-PASS

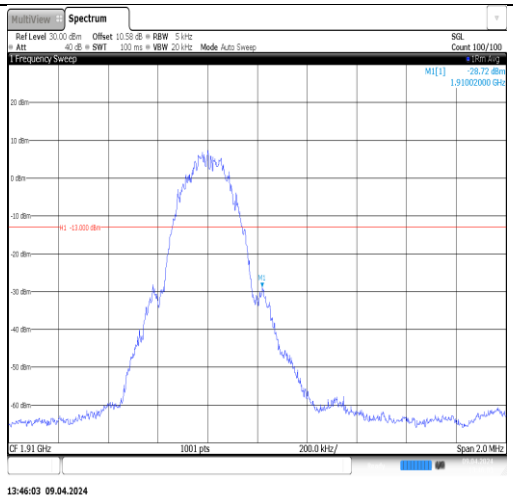

EGPRS1900-810-2-PASS

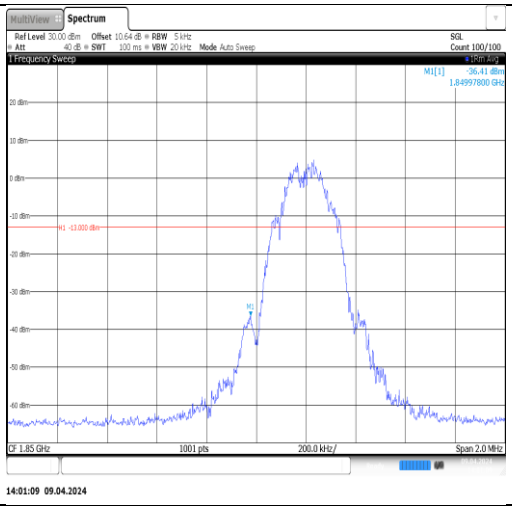

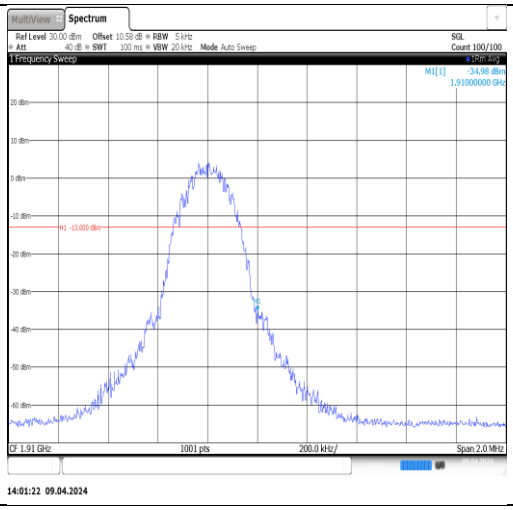

This report shall not be reproduced except in full, without the written approval of UL Verification Services (Guangzhou) Co., Ltd, Song Shan Lake Branch

7.5. SPURIOUS EMISSION AT ANTENNA TERMINAL

RULE PART(S)

FCC: §2.1051, §22.901, §22.917, §24.238

LIMITS

FCC: §22.901, §22.917, §24.238
The power of any emission outside of the authorized operating frequency ranges must be attenuated below the transmitting power (P) by a factor of at least 43 + 10 log (P) dB.

TEST PROCEDURE

Per KDB 971168 D01 Power Meas License Digital Systems v03r01
The RF output of the transmitter was connected to a spectrum analyzer through a calibrated coaxial cable. Sufficient scans were taken to show the out-of-band Emissions, if any, up to 10th harmonic. Multiple sweeps were recorded in maximum hold mode using a peak detector to ensure that the worst-case emissions were caught.

a) Set the RBW = 100 kHz for emission below 1GHz and 1MHz for emissions above 1GHz (Tests were performed 1 MHz [Worst case], to sweep 1 time for all frequency range)
b) Set VBW ≥ 3 × RBW;
c) Set span ≥ 1.5 times the OBW;
d) Sweep time = auto couple;
e) Detector = rms;
f) Ensure that the number of measurement points = Max (40001);
g) Trace mode = trace average for continuous emissions, max hold for pulse emissions;

TEST SETUP

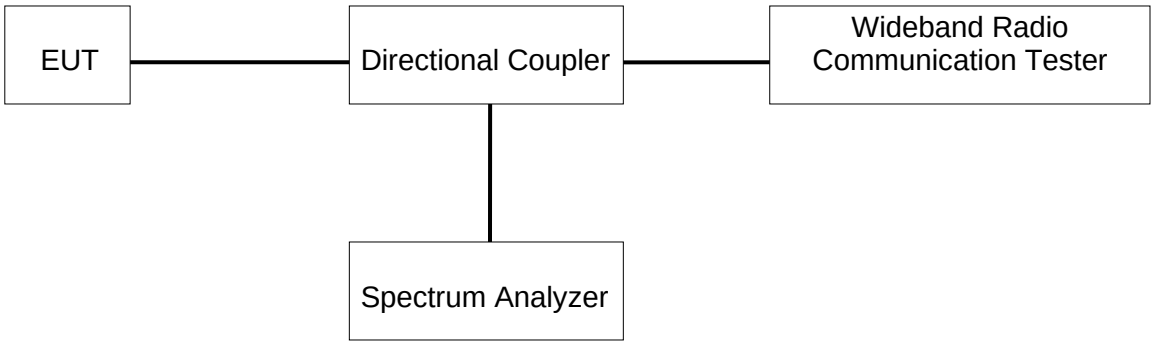

This report shall not be reproduced except in full, without the written approval of UL Verification Services (Guangzhou) Co., Ltd, Song Shan Lake Branch

TEST ENVIRONMENT

Temperature	23.7°C	Relative Humidity	62.3%
Atmosphere Pressure	101kPa	Test Voltage	DC 3.8 V

Test Result

Band	Channel	Frequency Range(MHz)	Max.Freq. (MHz)	Result (dBm)	Limit (dBm)	Verdict
GSM850	128	30~1000MHz	558.59	-48.91	-13	PASS
GSM850	128	1000~10000MHz	2472.8	-42.46	-13	PASS
GSM850	190	30~1000MHz	562.11	-49.03	-13	PASS
GSM850	190	1000~10000MHz	2509.7	-46.1	-13	PASS
GSM850	251	30~1000MHz	460.45	-48.94	-13	PASS
GSM850	251	1000~10000MHz	7952.12	-48.7	-13	PASS
GPRS850	128	30~1000MHz	984.22	-48.8	-13	PASS
GPRS850	128	1000~10000MHz	2472.8	-40.77	-13	PASS
GPRS850	190	30~1000MHz	988	-48.14	-13	PASS
GPRS850	190	1000~10000MHz	1673.33	-44.32	-13	PASS
GPRS850	251	30~1000MHz	554.41	-48.99	-13	PASS
GPRS850	251	1000~10000MHz	1697.63	-38.87	-13	PASS
EGPRS850	128	30~1000MHz	969.45	-48.79	-13	PASS
EGPRS850	128	1000~10000MHz	7991.42	-48.82	-13	PASS
EGPRS850	190	30~1000MHz	556.45	-48.92	-13	PASS
EGPRS850	190	1000~10000MHz	7975.52	-48.78	-13	PASS
EGPRS850	251	30~1000MHz	554.8	-48.73	-13	PASS
EGPRS850	251	1000~10000MHz	7989.62	-48.85	-13	PASS
GSM1900	512	30~1000MHz	555.87	-45.47	-13	PASS
GSM1900	512	1000~3000MHz	2998.8	-36.9	-13	PASS
GSM1900	512	3000~18000MHz	7094.61	-46.23	-13	PASS
GSM1900	661	30~1000MHz	555.25	-45.37	-13	PASS
GSM1900	661	1000~3000MHz	2984.87	-36.89	-13	PASS
GSM1900	661	3000~18000MHz	7948.09	-46.17	-13	PASS
GSM1900	810	30~1000MHz	555.06	-45.35	-13	PASS
GSM1900	810	1000~3000MHz	2990.27	-37.05	-13	PASS
GSM1900	810	3000~18000MHz	7069.11	-46.28	-13	PASS
GPRS1900	512	30~1000MHz	555.58	-45.35	-13	PASS
GPRS1900	512	1000~3000MHz	2999.93	-36.93	-13	PASS
GPRS1900	512	3000~18000MHz	7976.08	-46.22	-13	PASS
GPRS1900	661	30~1000MHz	556.64	-45.37	-13	PASS
GPRS1900	661	1000~3000MHz	2985.87	-36.81	-13	PASS
GPRS1900	661	3000~18000MHz	7071.61	-46.22	-13	PASS
GPRS1900	810	0.009~0.15MHz	0.05	-69.31	-43	PASS
GPRS1900	810	0.15~30MHz	0.31	-64.78	-33	PASS
GPRS1900	810	30~1000MHz	555.12	-45.35	-13	PASS
GPRS1900	810	1000~3000MHz	2998.07	-36.97	-13	PASS
GPRS1900	810	3000~18000MHz	7972.08	-46.19	-13	PASS
EGPRS1900	512	30~1000MHz	551.41	-45.54	-13	PASS
EGPRS1900	512	1000~3000MHz	2994.2	-37.04	-13	PASS
EGPRS1900	512	3000~18000MHz	7963.58	-46.06	-13	PASS
EGPRS1900	661	30~1000MHz	555.06	-45.5	-13	PASS
EGPRS1900	661	1000~3000MHz	2977.4	-36.83	-13	PASS
EGPRS1900	661	3000~18000MHz	7083.11	-46.17	-13	PASS
EGPRS1900	810	30~1000MHz	555.74	-45.33	-13	PASS
EGPRS1900	810	1000~3000MHz	2973.47	-36.88	-13	PASS
EGPRS1900	810	3000~18000MHz	7972.08	-46.18	-13	PASS

This report shall not be reproduced except in full, without the written approval of UL Verification Services (Guangzhou) Co., Ltd, Song Shan Lake Branch

Test Graphs

GSM850-128-5-30~1000MHz-PASS

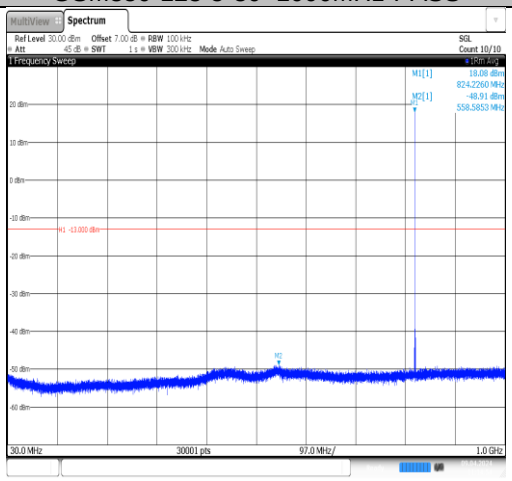

GSM850-128-5-1000~10000MHz-PASS

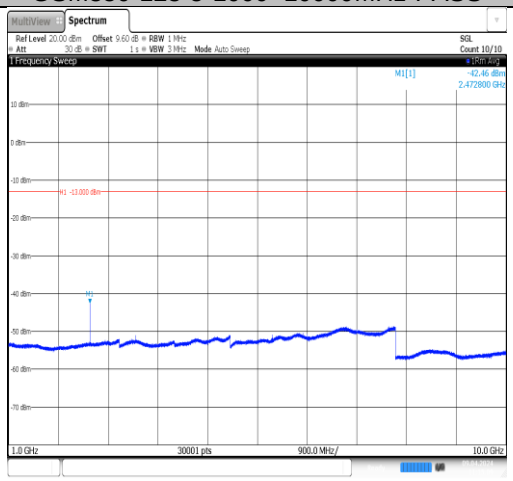

GSM850-190-5-30~1000MHz-PASS

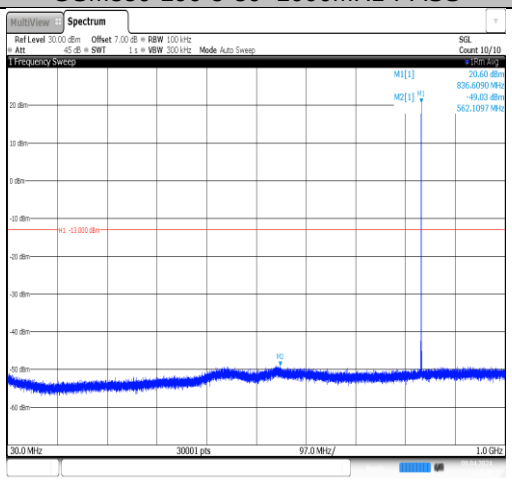

GSM850-190-5-1000~10000MHz-PASS

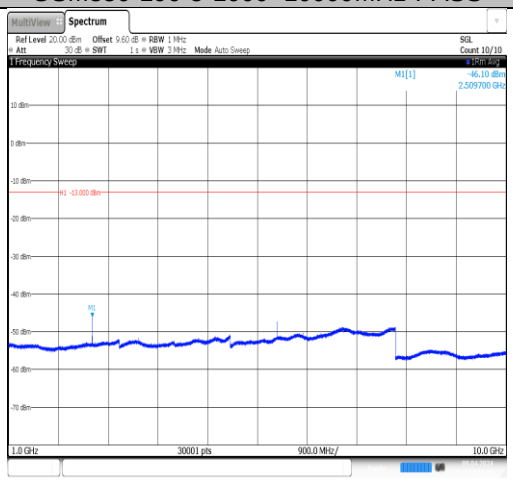

GSM850-251-5-30~1000MHz-PASS

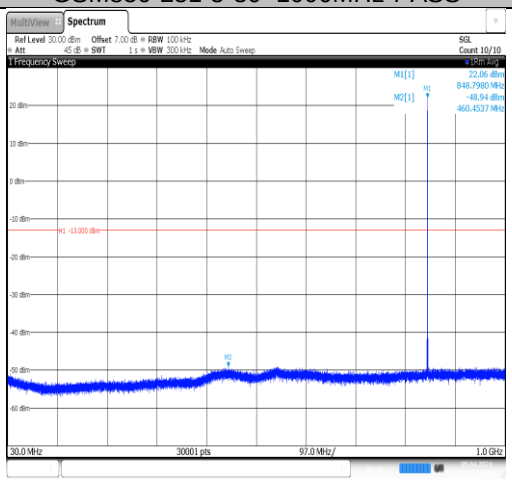

GSM850-251-5-1000~10000MHz-PASS

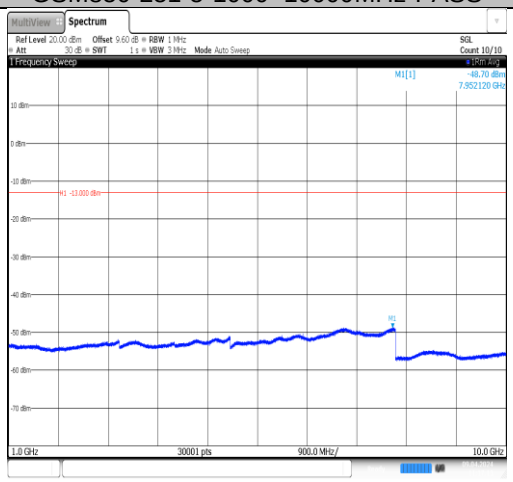

This report shall not be reproduced except in full, without the written approval of UL Verification Services (Guangzhou) Co., Ltd, Song Shan Lake Branch

7.6. FREQUENCY STABILITY

Rule Part:
FCC: §2.1055, §22.355, §24.235

LIMITS

§22.355 - The carrier frequency shall not depart from the reference frequency in excess of ±2.5 ppm for mobile stations.

§24.235 - The frequency stability shall be sufficient to ensure that the fundamental emissions stay within the authorized bands of operation.

TEST PROCEDURE

Refer to KDB 971168 D01 Power Meas License Digital Systems v03r01.

	Normal Test Conditions	Extreme Test Conditions
Relative Humidity	45 % - 75 %	/
Atmospheric Pressure	100 kPa ~102 kPa	/
Temperature	T_N (Normal Temperature): 24.5 °C	T_L (Low Temperature): -30 °C
		T_H (High Temperature): 50 °C
Supply Voltage	V_N (Normal Voltage): DC 3.8 V	V_L (Low Voltage): DC 3.23V
		V_H (High Voltage): DC 4.37 V

TEST SETUP

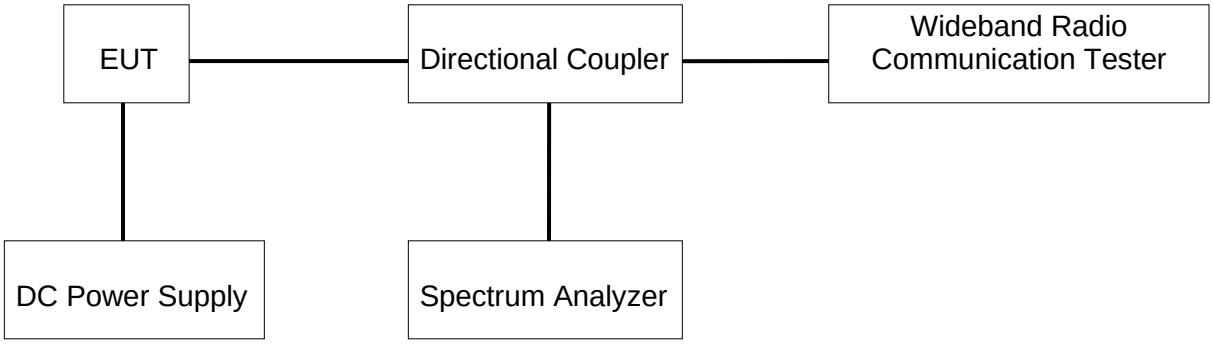

TEST ENVIRONMENT

Temperature	23.7°C	Relative Humidity	62.3%
Atmosphere Pressure	101kPa	Test Voltage	/

This report shall not be reproduced except in full, without the written approval of UL Verification Services (Guangzhou) Co., Ltd, Song Shan Lake Branch

Test Result

The peak frequency error is recorded (worst-case).

Temperature							
Band	Channel	Voltage [Vdc]	Temperature (℃)	Deviation (Hz)	Deviation (ppm)	Limit (ppm)	Verdict
GPRS850	128	NV	-30	-4.91	-0.005957	±2.5	PASS
GPRS850	128	NV	-20	-2.45	-0.002973	±2.5	PASS
GPRS850	128	NV	-10	-0.19	-0.000231	±2.5	PASS
GPRS850	128	NV	0	-2.87	-0.003482	±2.5	PASS
GPRS850	128	NV	10	-3.07	-0.003725	±2.5	PASS
GPRS850	128	NV	20	1.81	0.002196	±2.5	PASS
GPRS850	128	NV	30	0.29	0.000352	±2.5	PASS
GPRS850	128	NV	40	-3.26	-0.003955	±2.5	PASS
GPRS850	128	NV	50	-2.03	-0.002463	±2.5	PASS
GPRS850	190	NV	-30	-4.97	-0.005941	±2.5	PASS
GPRS850	190	NV	-20	-0.58	-0.000693	±2.5	PASS
GPRS850	190	NV	-10	-1.74	-0.002080	±2.5	PASS
GPRS850	190	NV	0	-2.71	-0.003239	±2.5	PASS
GPRS850	190	NV	10	-0.19	-0.000227	±2.5	PASS
GPRS850	190	NV	20	0.10	0.000120	±2.5	PASS
GPRS850	190	NV	30	-1.68	-0.002008	±2.5	PASS
GPRS850	190	NV	40	-1.29	-0.001542	±2.5	PASS
GPRS850	190	NV	50	1.10	0.001315	±2.5	PASS
GPRS850	251	NV	-30	-3.68	-0.004336	±2.5	PASS
GPRS850	251	NV	-20	-5.91	-0.006963	±2.5	PASS
GPRS850	251	NV	-10	-0.10	-0.000118	±2.5	PASS
GPRS850	251	NV	0	-3.13	-0.003688	±2.5	PASS
GPRS850	251	NV	10	-0.13	-0.000153	±2.5	PASS
GPRS850	251	NV	20	-1.00	-0.001178	±2.5	PASS
GPRS850	251	NV	30	-0.32	-0.000377	±2.5	PASS
GPRS850	251	NV	40	3.68	0.004336	±2.5	PASS
GPRS850	251	NV	50	1.39	0.001638	±2.5	PASS
EGPRS850	128	NV	-30	-1.61	-0.001953	±2.5	PASS
EGPRS850	128	NV	-20	-1.94	-0.002354	±2.5	PASS
EGPRS850	128	NV	-10	1.55	0.001881	±2.5	PASS
EGPRS850	128	NV	0	0.58	0.000704	±2.5	PASS
EGPRS850	128	NV	10	1.13	0.001371	±2.5	PASS
EGPRS850	128	NV	20	0.61	0.000740	±2.5	PASS
EGPRS850	128	NV	30	1.00	0.001213	±2.5	PASS
EGPRS850	128	NV	40	2.78	0.003373	±2.5	PASS
EGPRS850	128	NV	50	-0.55	-0.000667	±2.5	PASS
EGPRS850	190	NV	-30	-1.81	-0.002164	±2.5	PASS
EGPRS850	190	NV	-20	-2.58	-0.003084	±2.5	PASS
EGPRS850	190	NV	-10	-2.10	-0.002510	±2.5	PASS
EGPRS850	190	NV	0	1.42	0.001697	±2.5	PASS
EGPRS850	190	NV	10	-0.61	-0.000729	±2.5	PASS
EGPRS850	190	NV	20	-0.90	-0.001076	±2.5	PASS
EGPRS850	190	NV	30	-0.10	-0.000120	±2.5	PASS
EGPRS850	190	NV	40	3.94	0.004710	±2.5	PASS
EGPRS850	190	NV	50	-0.06	-0.000072	±2.5	PASS
EGPRS850	251	NV	-30	-2.29	-0.002698	±2.5	PASS
EGPRS850	251	NV	-20	1.94	0.002286	±2.5	PASS
EGPRS850	251	NV	-10	2.29	0.002698	±2.5	PASS
EGPRS850	251	NV	0	2.65	0.003122	±2.5	PASS
EGPRS850	251	NV	10	0.52	0.000613	±2.5	PASS
EGPRS850	251	NV	20	0.23	0.000271	±2.5	PASS
EGPRS850	251	NV	30	1.58	0.001861	±2.5	PASS

This report shall not be reproduced except in full, without the written approval of UL Verification Services (Guangzhou) Co., Ltd, Song Shan Lake Branch

EGPRS850	251	NV	40	2.20	0.002592	±2.5	PASS
EGPRS850	251	NV	50	2.55	0.003004	±2.5	PASS
GPRS1900	512	NV	-30	1.29	0.000697	±2.5	PASS
GPRS1900	512	NV	-20	-2.10	-0.001135	±2.5	PASS
GPRS1900	512	NV	-10	2.49	0.001346	±2.5	PASS
GPRS1900	512	NV	0	0.65	0.000351	±2.5	PASS
GPRS1900	512	NV	10	8.78	0.004745	±2.5	PASS
GPRS1900	512	NV	20	5.33	0.002881	±2.5	PASS
GPRS1900	512	NV	30	3.49	0.001886	±2.5	PASS
GPRS1900	512	NV	40	3.75	0.002027	±2.5	PASS
GPRS1900	512	NV	50	3.87	0.002092	±2.5	PASS
GPRS1900	661	NV	-30	0.84	0.000447	±2.5	PASS
GPRS1900	661	NV	-20	-0.90	-0.000479	±2.5	PASS
GPRS1900	661	NV	-10	4.07	0.002165	±2.5	PASS
GPRS1900	661	NV	0	9.17	0.004878	±2.5	PASS
GPRS1900	661	NV	10	8.81	0.004686	±2.5	PASS
GPRS1900	661	NV	20	9.20	0.004894	±2.5	PASS
GPRS1900	661	NV	30	8.85	0.004707	±2.5	PASS
GPRS1900	661	NV	40	9.46	0.005032	±2.5	PASS
GPRS1900	661	NV	50	9.98	0.005309	±2.5	PASS
GPRS1900	810	NV	-30	-2.84	-0.001487	±2.5	PASS
GPRS1900	810	NV	-20	-3.33	-0.001744	±2.5	PASS
GPRS1900	810	NV	-10	2.52	0.001320	±2.5	PASS
GPRS1900	810	NV	0	13.66	0.007153	±2.5	PASS
GPRS1900	810	NV	10	10.69	0.005597	±2.5	PASS
GPRS1900	810	NV	20	3.68	0.001927	±2.5	PASS
GPRS1900	810	NV	30	11.56	0.006053	±2.5	PASS
GPRS1900	810	NV	40	11.62	0.006084	±2.5	PASS
GPRS1900	810	NV	50	4.84	0.002534	±2.5	PASS
EGPRS1900	512	NV	-30	-10.62	-0.005740	±2.5	PASS
EGPRS1900	512	NV	-20	-9.43	-0.005097	±2.5	PASS
EGPRS1900	512	NV	-10	-9.33	-0.005043	±2.5	PASS
EGPRS1900	512	NV	0	-5.07	-0.002740	±2.5	PASS
EGPRS1900	512	NV	10	-5.13	-0.002773	±2.5	PASS
EGPRS1900	512	NV	20	-10.59	-0.005724	±2.5	PASS
EGPRS1900	512	NV	30	-10.14	-0.005480	±2.5	PASS
EGPRS1900	512	NV	40	-4.65	-0.002513	±2.5	PASS
EGPRS1900	512	NV	50	-12.43	-0.006718	±2.5	PASS
EGPRS1900	661	NV	-30	-11.40	-0.006064	±2.5	PASS
EGPRS1900	661	NV	-20	-11.43	-0.006080	±2.5	PASS
EGPRS1900	661	NV	-10	-5.42	-0.002883	±2.5	PASS
EGPRS1900	661	NV	0	-6.46	-0.003436	±2.5	PASS
EGPRS1900	661	NV	10	-8.49	-0.004516	±2.5	PASS
EGPRS1900	661	NV	20	1.23	0.000654	±2.5	PASS
EGPRS1900	661	NV	30	-2.32	-0.001234	±2.5	PASS
EGPRS1900	661	NV	40	-7.94	-0.004223	±2.5	PASS
EGPRS1900	661	NV	50	-6.81	-0.003622	±2.5	PASS
EGPRS1900	810	NV	-30	-5.52	-0.002890	±2.5	PASS
EGPRS1900	810	NV	-20	0.55	0.000288	±2.5	PASS
EGPRS1900	810	NV	-10	5.59	0.002927	±2.5	PASS
EGPRS1900	810	NV	0	3.42	0.001791	±2.5	PASS
EGPRS1900	810	NV	10	4.10	0.002147	±2.5	PASS
EGPRS1900	810	NV	20	8.75	0.004582	±2.5	PASS
EGPRS1900	810	NV	30	12.24	0.006409	±2.5	PASS
EGPRS1900	810	NV	40	3.33	0.001744	±2.5	PASS
EGPRS1900	810	NV	50	4.36	0.002283	±2.5	PASS

This report shall not be reproduced except in full, without the written approval of UL Verification Services (Guangzhou) Co., Ltd, Song Shan Lake Branch

8. RADIATED SPURIOUS EMISSIONS

LIMIT

FCC: §24.238(a) (GSM1900)
The power of any emission outside of the authorized operating frequency ranges must be attenuated below the transmitting power (P) by a factor of at least 43 + 10 l0g (P) dB.

FCC: §22.917(a) (GSM850)
The power of any emission outside of the authorized operating frequency ranges must be attenuated below the transmitting power (P) by a factor of at least 43 + 10 10g (P) dB.

TEST PROCEDURE

Following the test configuration shown below, radiated emissions measured directly from the EUT and convert the measured field strength or received power to ERP or EIRP, as required, for comparison to the applicable limits. As stated in section 5.5.1 of ANSI C63.26-2015. The field strength measurement method by using a test site validated to the requirement of ANSI C63.4 is an alternative method to the substitution measurement.

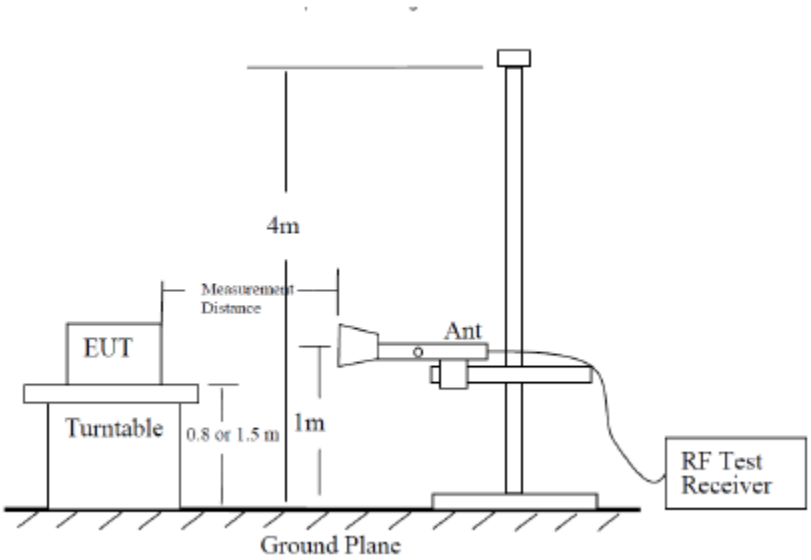

This report shall not be reproduced except in full, without the written approval of UL Verification Services (Guangzhou) Co., Ltd, Song Shan Lake Branch

Radiated Power Measurement Calculation According to ANSI C63.26-2015

a) E (dBμV/m) = Measured amplitude level (dBμV) + Cable Loss (dB)+ Antenna Factor (dB/m).
b) E (dBμV/m) = Measured amplitude level (dBm) + 107 + Cable Loss (dB) + Antenna Factor (dB/m).
c) E (dBμV/m) = EIRP (dBm) -- 20l0g(D) + 104.8, where D is the measurement distance (in the far field region) in m.
d) EIRP (dBm) = E (dBμV/m) + 20l0g(D) - 104.8, where D is the measurement distance (in the far field region) in m.

So, from d)

The measuring distance is at 3m, then 20*Log (3) = 9.5424

Then, EIRP (dBm) = E (dBμV/m) + 9.5424 - 104.8 = E (dBμV/m) - 95.2576

X axis, Y axis, Z axis:

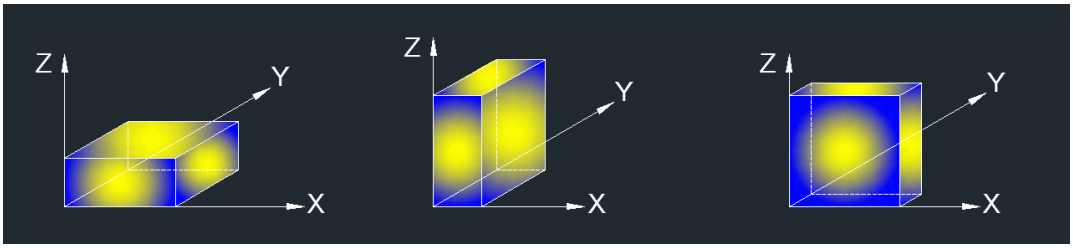

Note: The EUT was investigated in three orthogonal orientations X/Y/Z on ANT0 to determine the worst-case orientation. X orientation is finally determined the worst.

This report shall not be reproduced except in full, without the written approval of UL Verification Services (Guangzhou) Co., Ltd, Song Shan Lake Branch

TEST ENVIRONMENT

Temperature	24.5°C	Relative Humidity	59%
Atmosphere Pressure	101kPa	Test Voltage	DC 3.8 V

Test Result

GSM 850

GPRS- Low Channel- Horizontal

No.	Frequency (MHz)	Reading (dBuV)	Correct (dB/m)	Result (dBuV/m)	Limit (dBuV/m)	Margin (dB)	Remark
1	4996.000	48.16	0.42	48.58	82.25	-33.67	peak
2	5752.000	47.84	1.99	49.83	82.25	-32.42	peak
3	7498.000	43.02	6.77	49.79	82.25	-32.46	peak
4	8749.000	41.95	8.02	49.97	82.25	-32.28	peak
5	8749.000	41.95	8.02	49.97	82.25	-32.28	peak
6	10000.000	41.47	12.01	53.48	82.25	-28.77	peak

GPRS- Low Channel- Vertical

No.	Frequency (MHz)	Reading (dBuV)	Correct (dB/m)	Result (dBuV/m)	Limit (dBuV/m)	Margin (dB)	Remark
1	2332.000	53.74	-8.31	45.43	82.25	-36.82	peak
2	3997.000	48.38	-3.45	44.93	82.25	-37.32	peak
3	4996.000	49.14	0.42	49.56	82.25	-32.69	peak
4	5752.000	51.24	1.99	53.23	82.25	-29.02	peak
5	6004.000	51.42	2.82	54.24	82.25	-28.01	peak
6	8506.000	40.04	7.79	47.83	82.25	-34.42	peak

GPRS- Mid Channel- Horizontal

No.	Frequency (MHz)	Reading (dBuV)	Correct (dB/m)	Result (dBuV/m)	Limit (dBuV/m)	Margin (dB)	Remark
1	2494.000	49.45	-7.88	41.57	82.25	-40.68	peak
2	4996.000	49.20	0.42	49.62	82.25	-32.63	peak
3	6004.000	46.67	2.82	49.49	82.25	-32.76	peak
4	7498.000	42.03	6.77	48.80	82.25	-33.45	peak
5	8506.000	42.04	7.79	49.83	82.25	-32.42	peak
6	10000.000	42.94	12.01	54.95	82.25	-27.30	peak

GPRS- Mid Channel- Vertical

No.	Frequency (MHz)	Reading (dBuV)	Correct (dB/m)	Result (dBuV/m)	Limit (dBuV/m)	Margin (dB)	Remark
1	2332.000	53.69	-8.31	45.38	82.25	-36.87	peak
2	3997.000	47.99	-3.45	44.54	82.25	-37.71	peak
3	4996.000	49.17	0.42	49.59	82.25	-32.66	peak
4	5752.000	51.47	1.99	53.46	82.25	-28.79	peak
5	6004.000	51.11	2.82	53.93	82.25	-28.32	peak
6	8254.000	38.55	8.11	46.66	82.25	-35.59	peak

This report shall not be reproduced except in full, without the written approval of UL Verification Services (Guangzhou) Co., Ltd, Song Shan Lake Branch

GPRS- High Channel- Horizontal

No.	Frequency (MHz)	Reading (dBuV)	Correct (dB/m)	Result (dBuV/m)	Limit (dBuV/m)	Margin (dB)	Remark
1	2332.000	50.68	-8.31	42.37	82.25	-39.88	peak
2	4996.000	48.74	0.42	49.16	82.25	-33.09	peak
3	6004.000	46.96	2.82	49.78	82.25	-32.47	peak
4	7498.000	41.96	6.77	48.73	82.25	-33.52	peak
5	8749.000	42.35	8.02	50.37	82.25	-31.88	peak
6	10000.000	41.39	12.01	53.40	82.25	-28.85	peak

GPRS- High Channel- Vertical

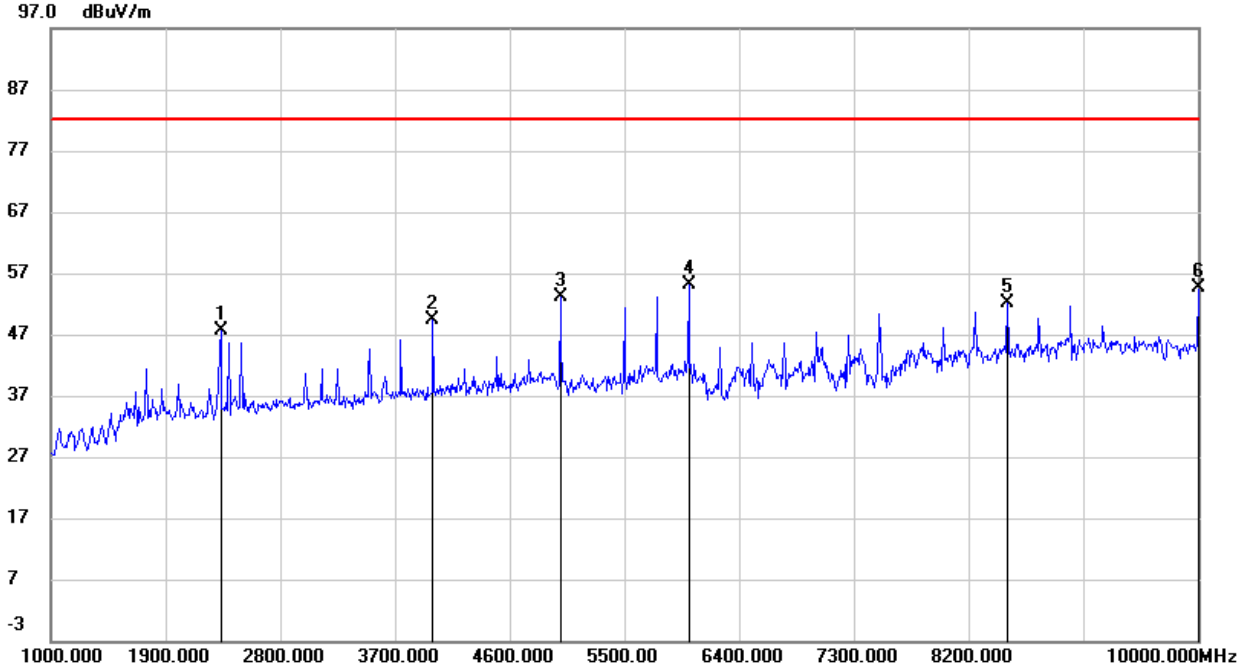

No.	Frequency (MHz)	Reading (dBuV)	Correct (dB/m)	Result (dBuV/m)	Limit (dBuV/m)	Margin (dB)	Remark
1	2332.000	56.01	-8.31	47.70	82.25	-34.55	peak
2	3997.000	52.92	-3.45	49.47	82.25	-32.78	peak
3	4996.000	52.71	0.42	53.13	82.25	-29.12	peak
4	6004.000	52.41	2.82	55.23	82.25	-27.02	peak
5	8506.000	44.28	7.79	52.07	82.25	-30.18	peak
6	10000.000	42.62	12.01	54.63	82.25	-27.62	peak

This report shall not be reproduced except in full, without the written approval of UL Verification Services (Guangzhou) Co., Ltd, Song Shan Lake Branch

GSM 1900

GPRS- Low Channel- Horizontal

No.	Frequency	Reading	Correct	Result	Limit	Margin	Remark
	(MHz)	(dBuV)	(dB/m)	(dBuV/m)	(dBuV/m)	(dB)	
1	4995.000	51.79	0.83	52.62	82.25	-29.63	peak
2	6000.000	46.63	3.11	49.74	82.25	-32.51	peak
3	8745.000	45.44	8.51	53.95	82.25	-28.30	peak
4	10005.000	44.19	12.48	56.67	82.25	-25.58	peak
5	14010.000	36.64	22.73	59.37	82.25	-22.88	peak
6	17955.000	30.01	26.66	56.67	82.25	-25.58	peak

GPRS- Low Channel- Vertical

No.	Frequency	Reading	Correct	Result	Limit	Margin	Remark
	(MHz)	(dBuV)	(dB/m)	(dBuV/m)	(dBuV/m)	(dB)	
1	4995.000	53.20	0.83	54.03	82.25	-28.22	peak
2	6000.000	51.85	3.11	54.96	82.25	-27.29	peak
3	8505.000	43.34	8.24	51.58	82.25	-30.67	peak
4	10005.000	41.65	12.48	54.13	82.25	-28.12	peak
5	13500.000	35.58	21.69	57.27	82.25	-24.98	peak
6	17955.000	29.58	26.66	56.24	82.25	-26.01	peak

This report shall not be reproduced except in full, without the written approval of UL Verification Services (Guangzhou) Co., Ltd, Song Shan Lake Branch

GPRS- Mid Channel- Horizontal

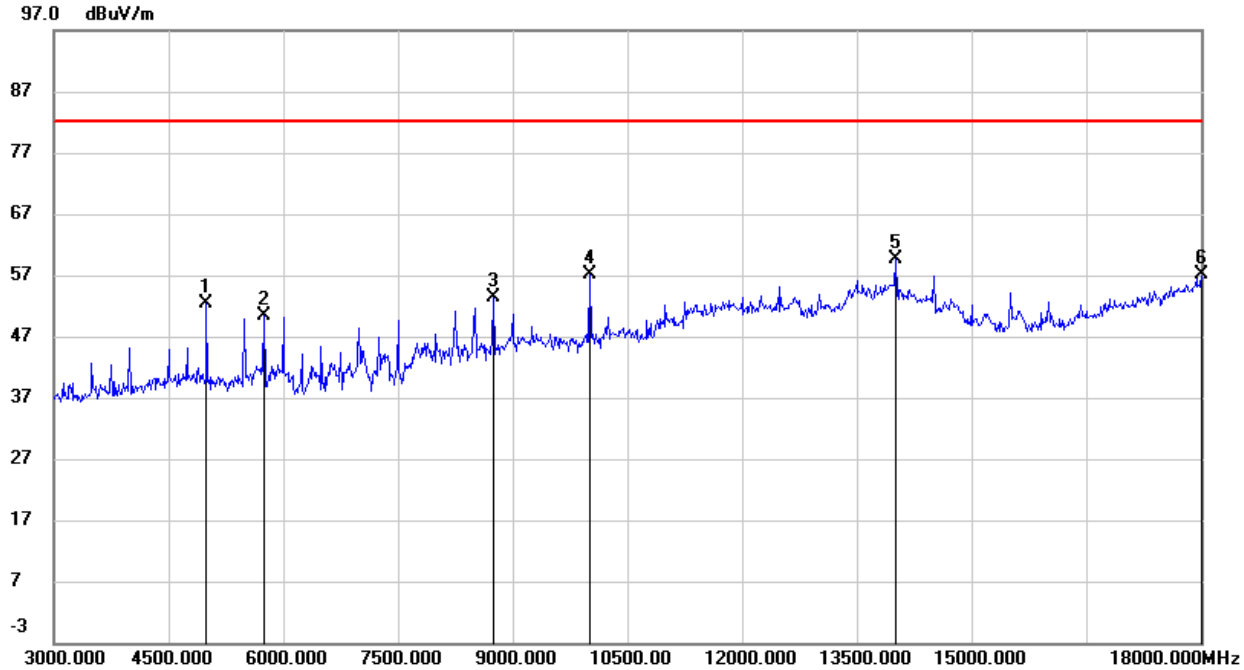

No.	Frequency (MHz)	Reading (dBuV)	Correct (dB/m)	Result (dBuV/m)	Limit (dBuV/m)	Margin (dB)	Remark
1	4995.000	51.57	0.83	52.40	82.25	-29.85	peak
2	5745.000	48.04	2.42	50.46	82.25	-31.79	peak
3	8745.000	44.93	8.51	53.44	82.25	-28.81	peak
4	10005.000	44.56	12.48	57.04	82.25	-25.21	peak
5	14010.000	37.01	22.73	59.74	82.25	-22.51	peak
6	18000.000	30.38	26.83	57.21	82.25	-25.04	peak

Note:

1. based on preliminary testing, there were no significant differences between the two models and therefore model [MT6761 version] was fully tested.

GPRS- Mid Channel- Vertical

No.	Frequency (MHz)	Reading (dBuV)	Correct (dB/m)	Result (dBuV/m)	Limit (dBuV/m)	Margin (dB)	Remark
1	4995.000	51.53	0.83	52.36	82.25	-29.89	peak
2	6000.000	51.37	3.11	54.48	82.25	-27.77	peak
3	8505.000	44.11	8.24	52.35	82.25	-29.90	peak
4	10005.000	43.23	12.48	55.71	82.25	-26.54	peak
5	14010.000	35.26	22.73	57.99	82.25	-24.26	peak
6	17970.000	29.30	26.72	56.02	82.25	-26.23	peak

GPRS- High Channel- Horizontal

No.	Frequency (MHz)	Reading (dBuV)	Correct (dB/m)	Result (dBuV/m)	Limit (dBuV/m)	Margin (dB)	Remark
1	4995.000	49.70	0.83	50.53	82.25	-31.72	peak
2	6000.000	47.23	3.11	50.34	82.25	-31.91	peak
3	8745.000	44.13	8.51	52.64	82.25	-29.61	peak
4	10005.000	43.63	12.48	56.11	82.25	-26.14	peak
5	14010.000	34.97	22.73	57.70	82.25	-24.55	peak
6	18000.000	29.31	26.83	56.14	82.25	-26.11	peak

This report shall not be reproduced except in full, without the written approval of UL Verification Services (Guangzhou) Co., Ltd, Song Shan Lake Branch

GPRS- High Channel- Vertical

No.	Frequency	Reading	Correct	Result	Limit	Margin	Remark
	(MHz)	(dBuV)	(dB/m)	(dBuV/m)	(dBuV/m)	(dB)	
1	4995.000	51.58	0.83	52.41	82.25	-29.84	peak
2	5745.000	52.13	2.42	54.55	82.25	-27.70	peak
3	8505.000	44.48	8.24	52.72	82.25	-29.53	peak
4	10005.000	41.82	12.48	54.30	82.25	-27.95	peak
5	13860.000	33.57	22.68	56.25	82.25	-26.00	peak
6	17700.000	31.14	25.17	56.31	82.25	-25.94	peak

END OF REPORT

This report shall not be reproduced except in full, without the written approval of UL Verification Services (Guangzhou) Co., Ltd, Song Shan Lake Branch