**CFR 47 FCC PART 22 H**
**CFR 47 FCC PART 24 E**

# TEST REPORT

*For*

**LTE Smart Phone**

**FCC ID: 2ADINS6008L**
**Model Name: S6008L, N12, NUU N12**

**Report Number: 4791358150-1-RF-1**
**Issue Date: August 22, 2024**

*Prepared for*
**Sun Cupid Technology (HK) Ltd.**
**16/F, CEO Tower, 77 Wing Hong Street, Cheung Sha Wan, Kowloon, Hong Kong**

*Prepared by*

**UL Verification Services (Guangzhou) Co., Ltd, Song Shan Lake Branch**
**Building 10, Innovation Technology Park, No. 1, Li Bin Road, Song Shan Lake Hi-Tech Development Zone Dongguan, 523808, People's Republic of China**

**Tel: +86 769 22038881**
**Fax: +86 769 33244054**
**Website: www.ul.com**

**The results reported herein have been performed in accordance with the laboratory's terms of accreditation. This report shall not be reproduced except in full without the written approval of the Laboratory. The results in this report apply to the test sample(s) mentioned above at the time of the testing period only and are not to be used to indicate applicability to other similar products.**

Revision History

| Rev. | Issue Date | Revisions | Revised By |
|---|---|---|---|
| V0 | Aug 22, 2024 | Initial Issue | \ |

Note:
1.This test report is only published to and used by the applicant, and it is not for evidence purpose in China.
2. The measurement result for the sample received is <Pass> according to < CFR 47 FCC PART 22 H >< CFR 47 FCC PART 24 E> > < when <Simple Acceptance> decision rule is applied.


*This report shall not be reproduced except in full, without the written approval of UL Verification Services (Guangzhou) Co., Ltd, Song Shan Lake Branch*

# TABLE OF CONTENTS

**1. ATTESTATION OF TEST RESULTS ..... 4**

**2. TEST METHODOLOGY ..... 5**

**3. FACILITIES AND ACCREDITATION ..... 5**

**4. CALIBRATION AND UNCERTAINTY ..... 6**

*4.1. MEASURING INSTRUMENT CALIBRATION ..... 6*

*4.2. MEASUREMENT UNCERTAINTY ..... 6*

**5. EQUIPMENT UNDER TEST ..... 7**

*5.1. DESCRIPTION OF EUT ..... 7*

*5.2. TEST CHANNEL CONFIGURATION ..... 7*

*5.3. MAXIMUM AVERAGE OUTPUT POWER ..... 8*

*5.4. WORST-CASE CONFIGURATION AND MODE ..... 9*

*5.5. DESCRIPTION OF AVAILABLE ANTENNAS ..... 10*

*5.6. DESCRIPTION OF TEST SETUP ..... 11*

**6. MEASURING INSTRUMENT AND SOFTWARE USED ..... 12**

**7. ANTENNA TERMINAL TEST RESULTS ..... 13**

*7.1. EFFECTIVE (ISOTROPIC) RADIATED POWER OF TRANSMITTER ..... 13*

*7.2. PEAK TO AVERAGE RADIO ..... 15*

*7.3. OCCUPIED BANDWIDTH ..... 17*

*7.4. BAND EDGE EMISSIONS ..... 19*

*7.5. SPURIOUS EMISSION AT ANTENNA TERMINAL ..... 23*

*7.6. FREQUENCY STABILITY ..... 33*

**8. RADIATED SPURIOUS EMISSIONS ..... 36**


*This report shall not be reproduced except in full, without the written approval of UL Verification Services (Guangzhou) Co., Ltd, Song Shan Lake Branch*

# 1. ATTESTATION OF TEST RESULTS

**Applicant Information**

| | |
|---|---|
| Company Name: | Sun Cupid Technology (HK) Ltd. |
| Address: | 16/F, CEO Tower, 77 Wing Hong Street, Cheung Sha Wan, Kowloon, Hong Kong |

**Manufacturer Information**

| | |
|---|---|
| Company Name: | Sun Cupid Technology (HK) Ltd. |
| Address: | 16/F, CEO Tower, 77 Wing Hong Street, Cheung Sha Wan, Kowloon, Hong Kong |

**EUT Information**

| | |
|---|---|
| EUT Name: | LTE Smart Phone |
| Model: | S6008L |
| Brand: | NUU |
| Sample Received Date: | July 5, 2024 |
| Sample Status: | Normal |
| Sample ID: | 7377676 |
| Date of Tested: | July 09, 2024 ~ August 2, 2024 |

| APPLICABLE STANDARDS | |
|---|---|
| **STANDARD** | **TEST RESULTS** |
| CFR 47 FCC PART 22 H | PASS |
| CFR 47 FCC PART 24 E | PASS |

Prepared By:

James Qin
Project Engineer

Checked By:

Kebo Zhang
Senior Project Engineer

Approved By:

Stephen Guo
Operations Manager


*This report shall not be reproduced except in full, without the written approval of UL Verification Services (Guangzhou) Co., Ltd, Song Shan Lake Branch*

## 2. TEST METHODOLOGY

The tests documented in this report were performed in accordance with ANSI C63.26-2015, 971168 D01 Power Meas License Digital Systems v03r01, 971168 D02 Misc Rev Approv License Devices v02r02, 412172 D01 v01r01 Determining ERP and EIRP, CFR 47 FCC Part 2, Part 22 H, Part 24 E.

## 3. FACILITIES AND ACCREDITATION

| | |
|---|---|
| Accreditation Certificate | **A2LA (Certificate No.: 4102.01)**<br>UL Verification Services (Guangzhou) Co., Ltd. Song Shan Lake Branch. has been assessed and proved to be in compliance with A2LA.<br>**FCC (FCC Designation No.: CN1187)**<br>UL Verification Services (Guangzhou) Co., Ltd. Song Shan Lake Branch. Has been recognized to perform compliance testing on equipment subject to the Commission's Delcaration of Conformity (DoC) and Certification rules<br>**ISED (Company No.: 21320)**<br>UL Verification Services (Guangzhou) Co., Ltd. Song Shan Lake Branch. has been registered and fully described in a report filed with ISED.<br>The Company Number is 21320 and the test lab Conformity Assessment Body Identifier (CABID) is CN0046.<br>**VCCI (Registration No.: G-20192, C-20153, T-20155 and R-20202)**<br>UL Verification Services (Guangzhou) Co., Ltd. Song Shan Lake Branch. has been assessed and proved to be in compliance with VCCI, the Membership No. is 3793.<br>Facility Name:<br>Chamber D, the VCCI registration No. is G-20192 and R-20202.<br>Shielding Room B, the VCCI registration No. is C-20153 and T-20155. |

Note 1: All tests measurement facilities use to collect the measurement data are located at Building 10, Innovation Technology Park, Song Shan Lake Hi tech Development Zone, Dongguan, 523808, China

Note 2: The test anechoic chamber in UL Verification Services (Guangzhou) Co., Ltd. Song Shan Lake Branch had been calibrated and compared to the open field sites and the test anechoic chamber is shown to be equivalent to or worst case from the open field site.

Note 3: For below 30 MHz, lab had performed measurements at test anechoic chamber and comparing to measurements obtained on an open field site. And these measurements below 30 MHz had been correlated to measurements performed on an OFS.


*This report shall not be reproduced except in full, without the written approval of UL Verification Services (Guangzhou) Co., Ltd, Song Shan Lake Branch*

# 4. CALIBRATION AND UNCERTAINTY

## 4.1. MEASURING INSTRUMENT CALIBRATION

The measuring equipment utilized to perform the tests documented in this report has been calibrated in accordance with the manufacturer's recommendations and is traceable to recognize national standards.

## 4.2. MEASUREMENT UNCERTAINTY

Where relevant, the following measurement uncertainty levels have been estimated for tests performed on the apparatus:

| Test Item | Uncertainty |
|---|---|
| Conduction emission | 3.62 dB |
| Radiated Emission (Included Fundamental Emission) (9 kHz ~ 30 MHz) | 2.2 dB |
| Radiated Emission (Included Fundamental Emission) (30 MHz ~ 1 GHz) | 4.00 dB |
| Radiated Emission (Included Fundamental Emission) (1 GHz to 40 GHz) | 5.78 dB (1 GHz-18 GHz) |
| | 5.23dB (18 GHz-26 GHz) |
| | 5.64 dB (26 GHz-40 GHz) |
| Bandwidth | 1.1 % |
| Note: This uncertainty represents an expanded uncertainty expressed at approximately the 95 % confidence level using a coverage factor of k=2. | |


*This report shall not be reproduced except in full, without the written approval of UL Verification Services (Guangzhou) Co., Ltd, Song Shan Lake Branch*

# 5. EQUIPMENT UNDER TEST

## 5.1. DESCRIPTION OF EUT

| | |
|---|---|
| EUT Name: | LTE Smart Phone |
| Model: | S6008L |
| Series Model: | N12, NUU N12 |
| Model Difference: | N12, NUU N12 have the same technical construction including circuit diagram, PCB Layout, components and component layout, all electrical construction and mechanical construction with S6008L. The difference lies only the model number. all these changes do not degrade the unwanted emissions of the certified product. |

## 5.2. TEST CHANNEL CONFIGURATION

| Band | Mode | Low | Middle | High |
|---|---|---|---|---|
| GSM850 | GRPS/EGPRS | 128 | 190 | 251 |
| | | 824.2 MHz | 836.6 MHz | 848.8 MHz |
| GSM1900 | GRPS/EGPRS | 512 | 661 | 810 |
| | | 1850.2 MHz | 1880.0 MHz | 1909.8 MHz |


*This report shall not be reproduced except in full, without the written approval of UL Verification Services (Guangzhou) Co., Ltd, Song Shan Lake Branch*

## 5.3. MAXIMUM AVERAGE OUTPUT POWER

| GSM 850 | |
|---|---|
| Part 22H | |
| ERP Limit(W) | 7 |
| Antenna Gain (dBi) | 0.27 |

| Mode | Frequency Range (MHz) | Conducted Average power (dBm) | ERP (W) | 99% OBW (MHz) | Emission Designator |
|---|---|---|---|---|---|
| GSM | 824.2 ~ 848.8 | 33.00 | 1.294 | 0.251 | 251KGXW |
| GRPS(GMSK) | 824.2 ~ 848.8 | 33.01 | 1.297 | 0.245 | 245KGXW |
| EGPRS(8PSK) | 824.2 ~ 848.8 | 26.20 | 0.270 | 0.248 | 248KG7W |

| GSM 1900 | |
|---|---|
| Part 24 | |
| EIRP Limit(W) | 2.0 |
| Antenna Gain (dBi) | 1.06 |

| Mode | Frequency Range (MHz) | Conducted Average power (dBm) | EIRP (W) | 99% OBW (MHz) | Emission Designator |
|---|---|---|---|---|---|
| GSM | 1850.2 ~ 1909.8 | 27.29 | 0.684 | 0.245 | 245KGXW |
| GRPS(GMSK) | 1850.2 ~ 1909.8 | 27.28 | 0.682 | 0.246 | 246KGXW |
| EGPRS(8PSK) | 1850.2 ~ 1909.8 | 26.88 | 0.622 | 0.243 | 243KG7W |


*This report shall not be reproduced except in full, without the written approval of UL Verification Services (Guangzhou) Co., Ltd, Song Shan Lake Branch*

## 5.4. WORST-CASE CONFIGURATION AND MODE

The radiated spurious emissions measurements were carried out in semi-anechoic chamber with 3-meter test range, and EUT was investigated in three orthogonal orientations X, Y and Z. It was determined that X orientation was the worst-case orientation.

Radiated spurious emissions were investigated below 30 MHz, 30 MHz - 1 GHz and above 1 GHz. There were no emissions found on below 1GHz and above 18 GHz, the emissions between 1 GHz – 18 GHz were tested at the low, mid, high channel and the worst configuration.

For GSM850/1900, GPRS worst results are shown in test report.


*This report shall not be reproduced except in full, without the written approval of UL Verification Services (Guangzhou) Co., Ltd, Song Shan Lake Branch*

## 5.5. DESCRIPTION OF AVAILABLE ANTENNAS

| Antenna | Band | Antenna Type | MAX Antenna Gain (dBi) |
|---|---|---|---|
| Ant0 | GSM850 | FPC Antenna | 0.27 |
| Ant0 | GSM1900 | FPC Antenna | 1.06 |

| Band | Transmit and Receive Mode | Description |
|---|---|---|
| GSM850 | ☒1TX, 2RX | Ant0 antenna can be used as transmitting/receiving antenna, DIV antenna can be used as receiving antenna |
| GSM1900 | ☒1TX, 2RX | Ant0 antenna can be used as transmitting/receiving antenna, DIV antenna can be used as receiving antenna |

Note: The value of the antenna gain was declared by customer.


*This report shall not be reproduced except in full, without the written approval of UL Verification Services (Guangzhou) Co., Ltd, Song Shan Lake Branch*

## 5.6. DESCRIPTION OF TEST SETUP

Conducted

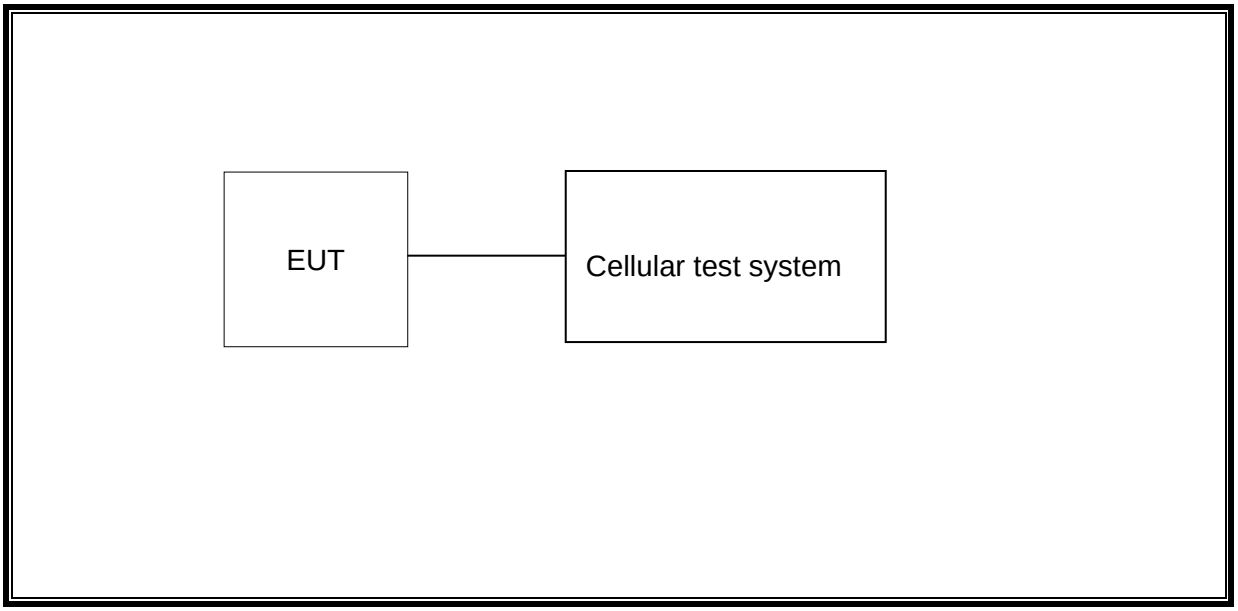


Radiated

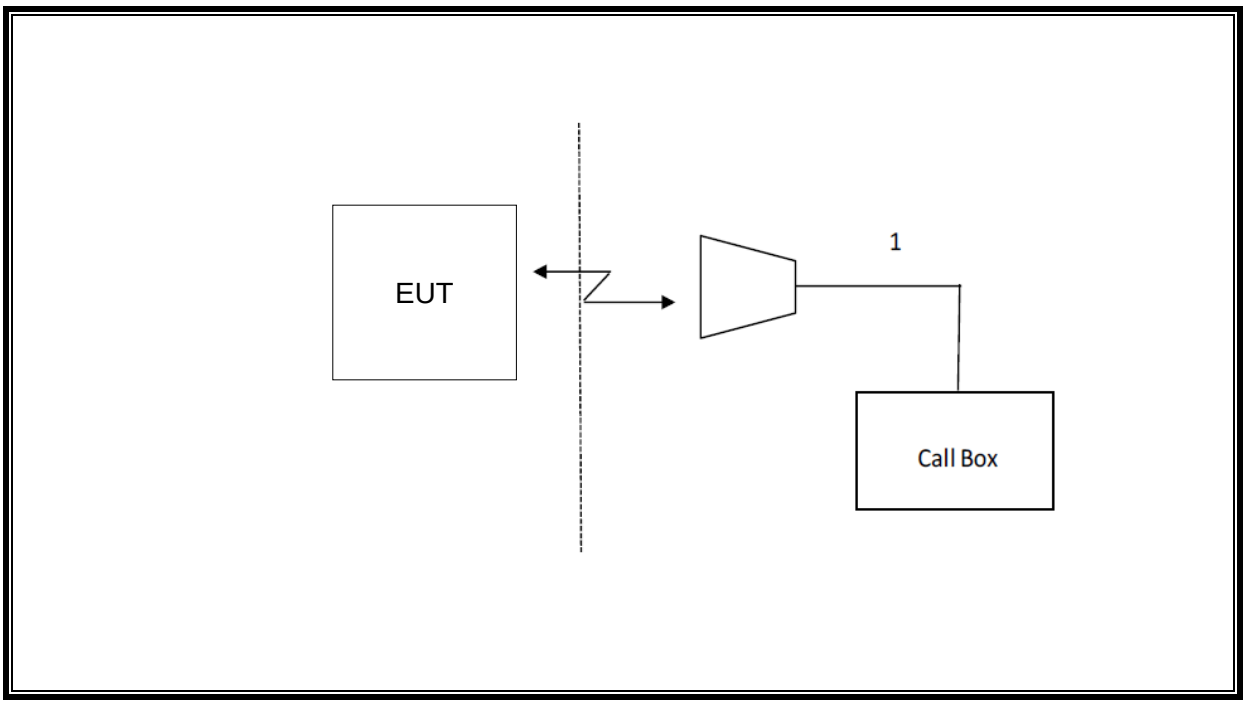



*This report shall not be reproduced except in full, without the written approval of UL Verification Services (Guangzhou) Co., Ltd, Song Shan Lake Branch*

# 6. MEASURING INSTRUMENT AND SOFTWARE USED

| Antenna Terminal Test | | | | | | |
|---|---|---|---|---|---|---|
| Instrument | | | | | | |
| Used | Equipment | Manufacturer | Model No. | Serial No. | Last Cal. | Next Cal. |
| ☑ | Spectrum Analyzer | R&S | FSV40 | S422060001 | Oct.12, 2023 | Oct.11, 2024 |
| ☑ | Wideband Radio Communication Tester | R&S | CMW500 | 155523 | Oct.12, 2023 | Oct.11, 2024 |

| Software | | | | |
|---|---|---|---|---|
| Used | Description | Manufacturer | Name | Version |
| ☑ | Tonsend Cellular Test System | Tonsend | JS1120 RF Auto Test System | 3.1.46 |

| Radiated Test | | | | | | |
|---|---|---|---|---|---|---|
| Instrument | | | | | | |
| Used | Equipment | Manufacturer | Model No. | Serial No. | Last Cal. | Next Cal. |
| ☑ | MXE EMI Receiver | KESIGHT | N9038A | MY56400036 | Oct.12, 2023 | Oct.11, 2024 |
| ☑ | Hybrid Log Periodic Antenna | TDK | HLP-3003C | 130960 | Jun. 28, 2024 | Jun. 27, 2027 |
| ☑ | Preamplifier | HP | 8447D | 2944A09099 | Oct.12, 2023 | Oct.11, 2024 |
| ☑ | EMI Measurement Receiver | R&S | ESR26 | 101377 | Oct.12, 2023 | Oct.11, 2024 |
| ☑ | Horn Antenna | TDK | HRN-0118 | 130939 | April 29, 2022 | April 30, 2025 |
| ☑ | Horn Antenna | Schwarzbeck | BBHA9170 | 856 | Feb 28, 2022 | Feb 28, 2025 |
| ☑ | Preamplifier | TDK | PA-02-0118 | TRS-305-00067 | Oct.12, 2023 | Oct.11, 2024 |
| ☑ | Preamplifier | TDK | PA-02-2 | TRS-307-00003 | Oct.12, 2023 | Oct.11, 2024 |
| ☑ | Loop antenna | Schwarzbeck | 1519B | 00008 | Dec.14, 2021 | Dec.13, 2024 |
| ☑ | High Pass Filter | Wi | WHKX10-2700-3000-18000-40SS | 23 | Oct.12, 2023 | Oct.11, 2024 |

| Software | | | | |
|---|---|---|---|---|
| Used | Description | Manufacturer | Name | Version |
| ☑ | Test Software for Radiated disturbance | Farad | EZ-EMC | Ver. UL-3A1 |


*This report shall not be reproduced except in full, without the written approval of UL Verification Services (Guangzhou) Co., Ltd, Song Shan Lake Branch*

# 7. ANTENNA TERMINAL TEST RESULTS

## 7.1. EFFECTIVE (ISOTROPIC) RADIATED POWER OF TRANSMITTER

**RULE PART(S)**

FCC: §2.1046, §22.913, §24.232

**LIMITS**

22.913(a) The ERP of mobile transmitters and auxiliary test transmitters must not exceed 7 Watts.
24.232(c) Mobile/portable stations are limited to 2 watts e.i.r.p. peak power and the equipment must employ means to limit the power to the minimum necessary for successful communications.
27.50(c) Portable stations (hand-held devices) in the 600 MHz uplink band and the 698-746 MHz band, and fixed and mobile stations in the 600 MHz uplink band are limited to 3 watts ERP.
27.50(d) Fixed, mobile, and portable (hand-held) stations operating in the 1710-1755 MHz band and mobile and portable stations operating in the 1695-1710 MHz and 1755-1780 MHz bands are limited to 1 watts EIRP.
27.50(h) Mobile stations are limited to 2.0 watts EIRP. All user stations are limited to 2.0 watts transmitter output power.
In addition, when the transmitter power is measured in terms of average value, the peak-to-average ratio of the power shall not exceed 13 dB.

**TEST PROCEDURE**

Refer to ANSI C63.26:2015 and KDB 971168 D01 Section 5.6
ERP/ EIRP = PMeas + GT − LC
where:
ERP or EIRP = effective or equivalent isotropically radiated power, respectively (expressed in the same units as PMeas, typically dBW or dBm);
PMeas = measured transmitter output power or PSD, in dBm or dBW;
GT = gain of the transmitting antenna, in dBd (ERP) or dBi (EIRP);
LC = signal attenuation in the connecting cable between the transmitter and antenna, in dB

The transmitter has a maximum output powers as follows and maximum ERP/EIRP is tabulated in section 5.3.


*This report shall not be reproduced except in full, without the written approval of UL Verification Services (Guangzhou) Co., Ltd, Song Shan Lake Branch*

**TEST SETUP**

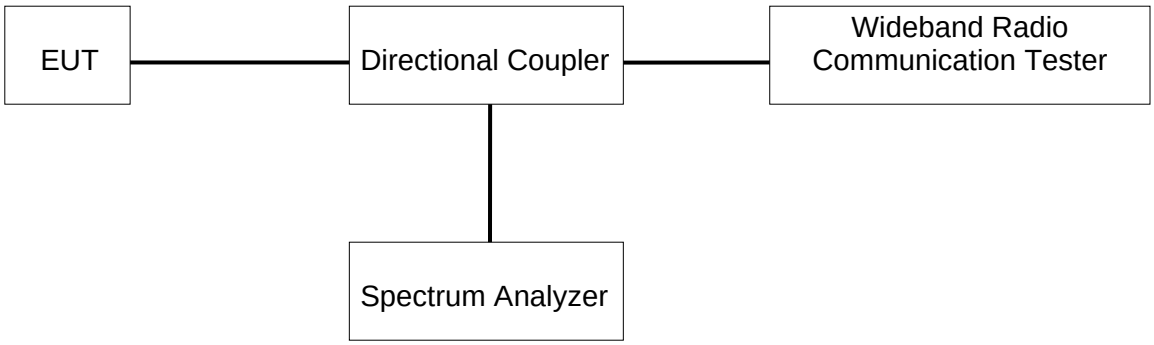


**TEST ENVIRONMENT**

| | | | |
|---|---|---|---|
| Temperature | 23.8°C | Relative Humidity | 63.8% |
| Atmosphere Pressure | 101kPa | Test Voltage | DC 3.8 V |

**Test Result**

| Band | | Channel 128 | Channel 190 | Channel 251 |
|---|---|---|---|---|
| GSM850 (CS) | | 32.89 | 32.97 | 33.00 |
| GPRS/EGPRS (GMSK) | 1 TimeSlot | 32.95 | 32.99 | 33.01 |
| | 2 TimeSlots | 30.94 | 30.97 | 30.99 |
| | 3 TimeSlots | 29.27 | 29.29 | 29.30 |
| | 4 TimeSlots | 27.23 | 27.25 | 27.24 |
| EGPRS (8PSK) | 1 TimeSlot | 25.92 | 26.20 | 26.02 |
| | 2 TimeSlots | 24.58 | 24.86 | 24.69 |
| | 3 TimeSlots | 22.62 | 22.92 | 22.73 |
| | 4 TimeSlots | 20.54 | 20.81 | 20.67 |

| Band | | Channel 512 | Channel 661 | Channel 810 |
|---|---|---|---|---|
| GSM1900 (CS) | | 27.29 | 27.23 | 27.29 |
| GPRS/EGPRS (GMSK) | 1 TimeSlot | 27.19 | 27.15 | 27.28 |
| | 2 TimeSlots | 24.75 | 25.02 | 25.21 |
| | 3 TimeSlots | 23.21 | 23.48 | 23.71 |
| | 4 TimeSlots | 21.32 | 21.52 | 21.74 |
| EGPRS (8PSK) | 1 TimeSlot | 26.79 | 26.76 | 26.88 |
| | 2 TimeSlots | 24.36 | 24.63 | 24.81 |
| | 3 TimeSlots | 22.82 | 23.09 | 23.32 |
| | 4 TimeSlots | 20.93 | 21.13 | 21.34 |


*This report shall not be reproduced except in full, without the written approval of UL Verification Services (Guangzhou) Co., Ltd, Song Shan Lake Branch*

## 7.2. PEAK TO AVERAGE RADIO

**LIMITS**

In addition, when the transmitter power is measured in terms of average value, the peak-to-average ratio of the power shall not exceed 13 dB.

**TEST PROCEDURE**

Refer to KDB 971168 D01 Power Meas License Digital Systems v03r01;

The transmitter output was connected to a CMW500 Test Set and configured to operate at maximum power. The PAR was measured on the Spectrum Analyzer.

**TEST SETUP**

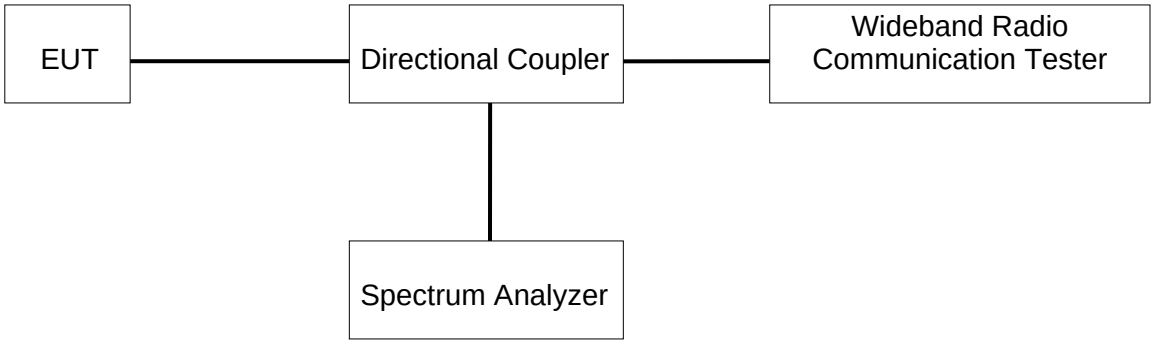


**TEST ENVIRONMENT**

| | | | |
|---|---|---|---|
| Temperature | 23.8°C | Relative Humidity | 63.8% |
| Atmosphere Pressure | 101kPa | Test Voltage | DC 3.8 V |

**Test Result**

Middle was used to measure as the worst case. The results from all CCDF plots are passed with 13dB peak-to-average power ratio criteria.

| Band | Channel | Result(dB) | Limit(dB) | Verdict |
|---|---|---|---|---|
| GSM850 | 190 | 9.52 | 13 | PASS |
| GPRS850 | 190 | 9.72 | 13 | PASS |
| EGPRS850 | 190 | 12.70 | 13 | PASS |
| GSM1900 | 661 | 9.58 | 13 | PASS |
| GPRS1900 | 661 | 9.74 | 13 | PASS |
| EGPRS1900 | 661 | 12.66 | 13 | PASS |


*This report shall not be reproduced except in full, without the written approval of UL Verification Services (Guangzhou) Co., Ltd, Song Shan Lake Branch*

## Test Graphs

### GSM850-190-5-PASS

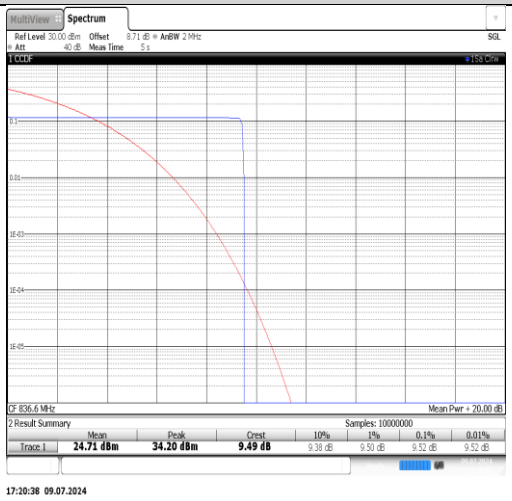


### GPRS850-190-5-PASS

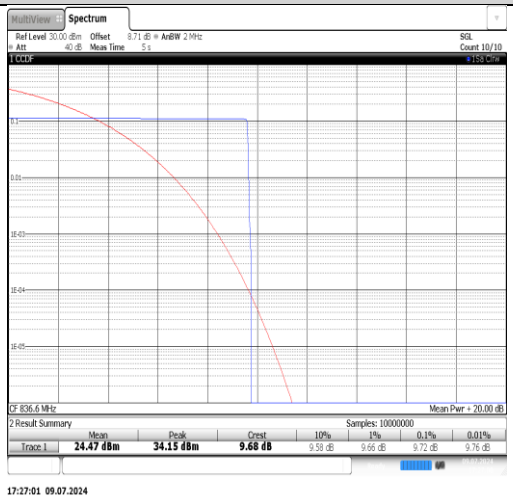


### EGPRS850-190-8-PASS

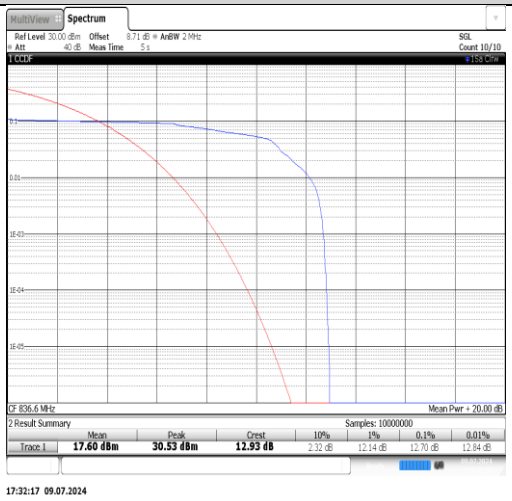


### GSM1900-661-0-PASS

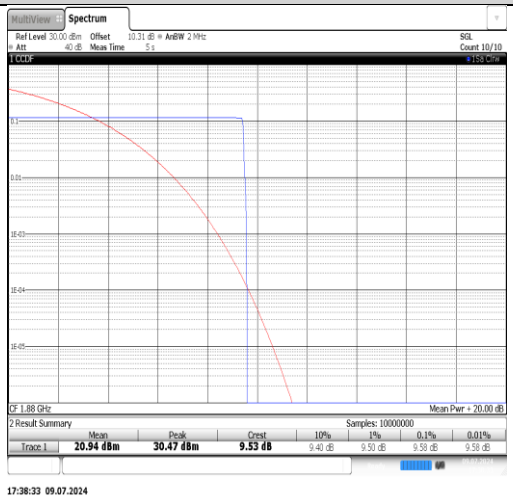


### GPRS1900-661-0-PASS

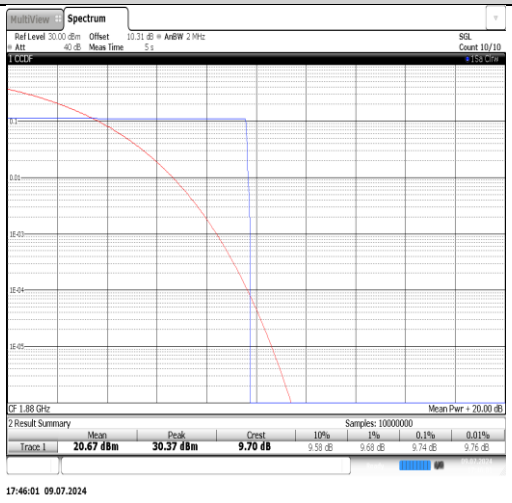


### EGPRS1900-661-2-PASS

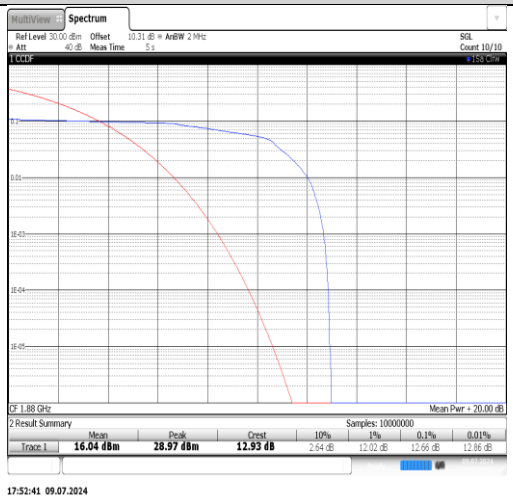



*This report shall not be reproduced except in full, without the written approval of UL Verification Services (Guangzhou) Co., Ltd, Song Shan Lake Branch*

## 7.3. OCCUPIED BANDWIDTH

**RULE PART(S)**

FCC: §2.1049.

**LIMITS**

For reporting purposes only.

**TEST PROCEDURE**

The transmitter output was connected to a calibrated coaxial cable and coupler, the other end of which was connected to a spectrum analyzer. The occupied bandwidth was measured with the spectrum analyzer at the low, middle and high channel in each band. The -26dB bandwidth was also measured and recorded.

(Refer to KDB 971168 D01 Power Meas License Digital Systems v03r01)

**TEST SETUP**

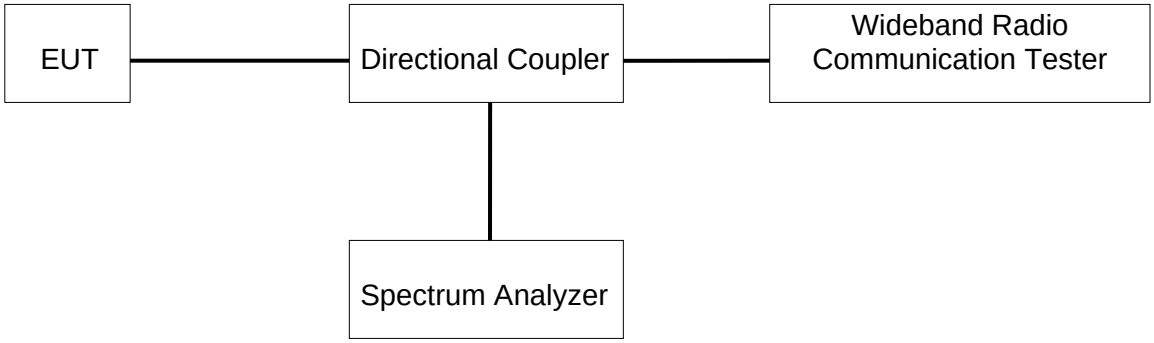


**TEST ENVIRONMENT**

| | | | |
|---|---|---|---|
| Temperature | 23.8°C | Relative Humidity | 63.8% |
| Atmosphere Pressure | 101kPa | Test Voltage | DC 3.8 V |

**Test Result**

There is no limit required and power is the same for low, middle and high channel, therefore, only middle channel was tested.

| Band | Channel | Occupied Bandwidth (MHz) | 26dB Bandwidth (MHz) | Limit (MHz) | Verdict |
|---|---|---|---|---|---|
| GSM850 | 190 | 0.251 | 0.31 | --- | PASS |
| GPRS850 | 190 | 0.245 | 0.32 | --- | PASS |
| EGPRS850 | 190 | 0.248 | 0.30 | --- | PASS |
| GSM1900 | 661 | 0.245 | 0.31 | --- | PASS |
| GPRS1900 | 661 | 0.246 | 0.32 | --- | PASS |
| EGPRS1900 | 661 | 0.243 | 0.30 | --- | PASS |


*This report shall not be reproduced except in full, without the written approval of UL Verification Services (Guangzhou) Co., Ltd, Song Shan Lake Branch*

## Test Graphs

### GSM850-190-5-PASS

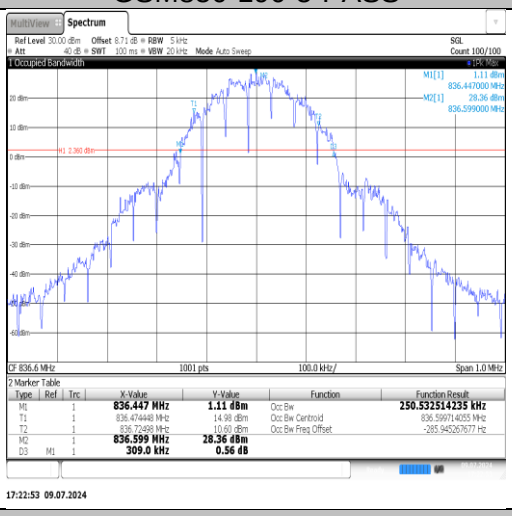


### GPRS850-190-5-PASS

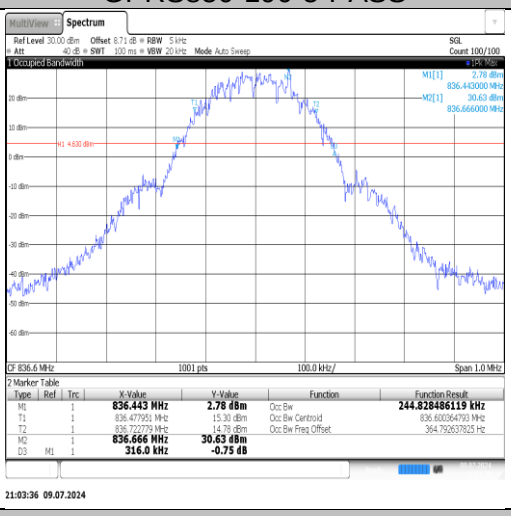


### EGPRS850-190-8-PASS

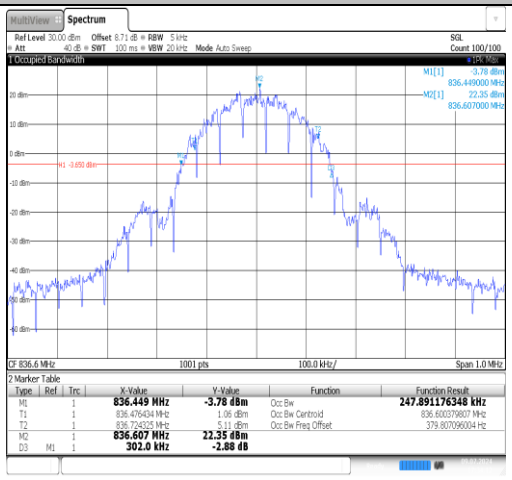


### GSM1900-661-0-PASS

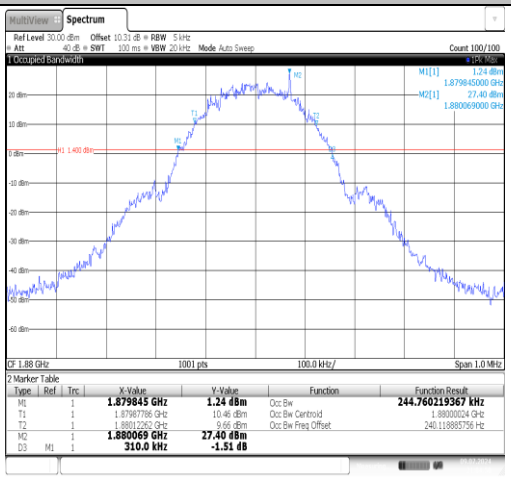


### GPRS1900-661-0-PASS

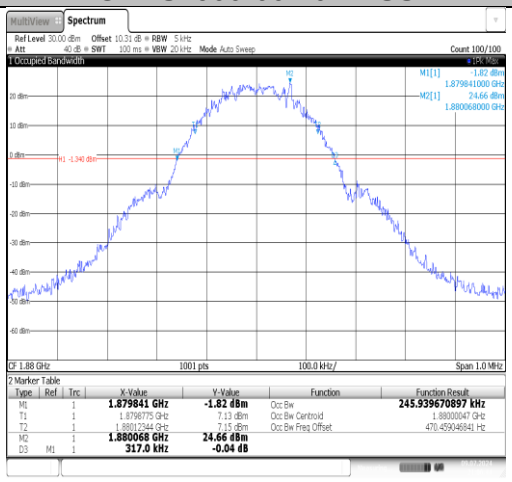


### EGPRS1900-661-2-PASS

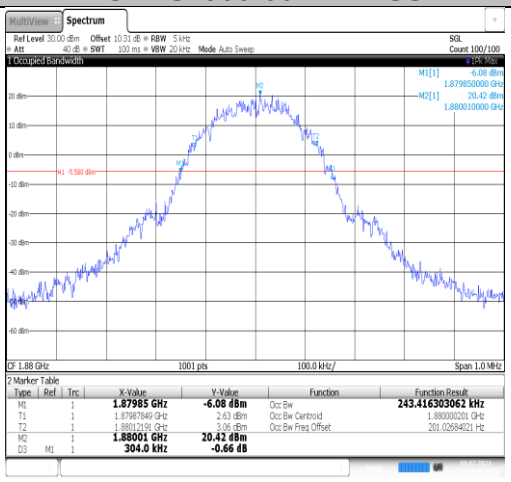



*This report shall not be reproduced except in full, without the written approval of UL Verification Services (Guangzhou) Co., Ltd, Song Shan Lake Branch*

## 7.4. BAND EDGE EMISSIONS

**RULE PART(S)**

FCC §2.1051, §22.917, §24.238

**LIMITS**

The power of any emission outside of the authorized operating frequency ranges must be attenuated below the transmitting power (P) by a factor of at least 43 + 10 log (P) dB.

**TEST PROCEDURE**

Refer to KDB 971168 D01 Power Meas License Digital Systems v03r01
The transmitter output was connected to a CMW500 Test Set and configured to operate at maximum power. The band edge emissions were measured at the required operating frequencies in each band on the Spectrum Analyzer.

a) Set the RBW = 1 ~ 1.5 % of OBW (Typically limited to a minimum RBW of 1% of the OBW)
b) Set VBW ≥ 3 × RBW;
c) Set span ≥ 1.5 times the OBW;
d) Sweep time = Auto;
e) Detector = RMS;
f) Ensure that the number of measurement points ≥ 2*Span/RBW;
g) Trace mode = Average (100);


*This report shall not be reproduced except in full, without the written approval of UL Verification Services (Guangzhou) Co., Ltd, Song Shan Lake Branch*

**TEST SETUP**

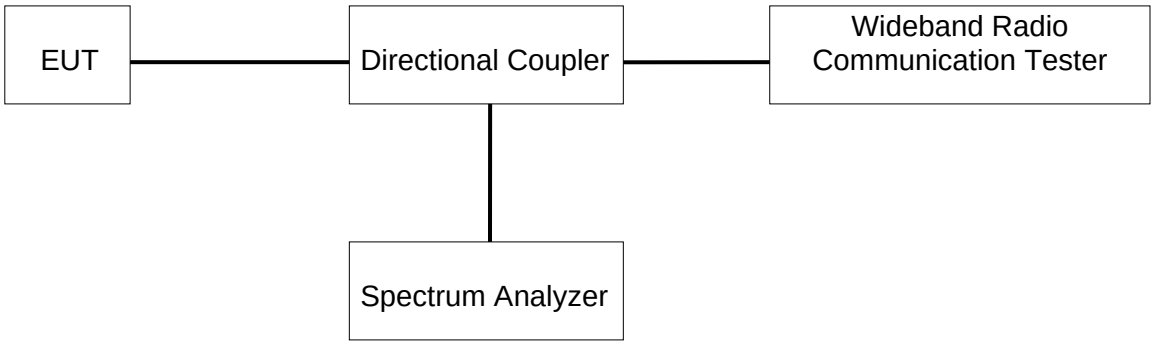


**TEST ENVIRONMENT**

| | | | |
|---|---|---|---|
| Temperature | 23.8°C | Relative Humidity | 63.8% |
| Atmosphere Pressure | 101kPa | Test Voltage | DC 3.8 V |

**Test Result**

| Band | Channel | Freq (MHz) | Result (dBm) | Limit(dBm) | Verdict |
|---|---|---|---|---|---|
| GSM850 | 128 | 824.00 | -25.42 | -13 | PASS |
| GPRS850 | 128 | 823.98 | -23.62 | -13 | PASS |
| GSM850 | 251 | 849.02 | -20.54 | -13 | PASS |
| GPRS850 | 251 | 849.02 | -22.18 | -13 | PASS |
| EGPRS850 | 128 | 823.97 | -32.52 | -13 | PASS |
| EGPRS850 | 251 | 849.01 | -31.27 | -13 | PASS |
| GSM1900 | 512 | 1849.99 | -26.89 | -13 | PASS |
| GPRS1900 | 512 | 1849.98 | -26.06 | -13 | PASS |
| GSM1900 | 810 | 1910.02 | -26.13 | -13 | PASS |
| GPRS1900 | 810 | 1910.02 | -27.05 | -13 | PASS |
| EGPRS1900 | 512 | 1850.00 | -34.51 | -13 | PASS |
| EGPRS1900 | 810 | 1910.01 | -35.06 | -13 | PASS |


*This report shall not be reproduced except in full, without the written approval of UL Verification Services (Guangzhou) Co., Ltd, Song Shan Lake Branch*

## Test Graphs

GSM850-128-5-PASS

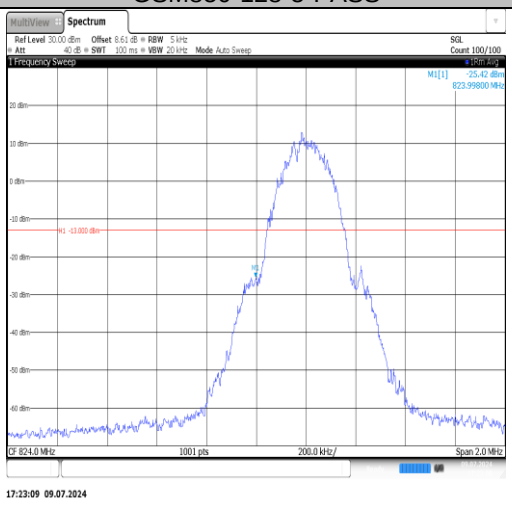


GPRS850-128-5-PASS

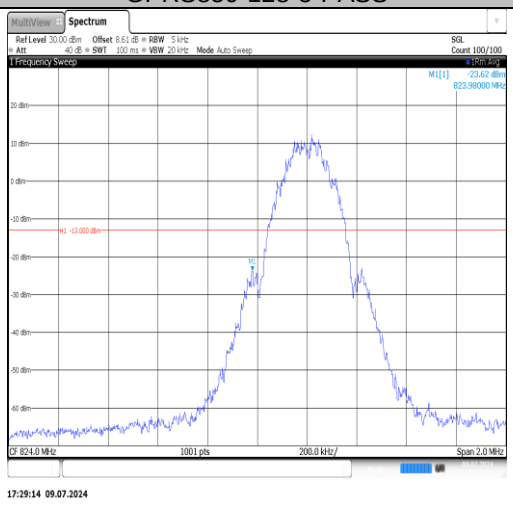


GSM850-251-5-PASS

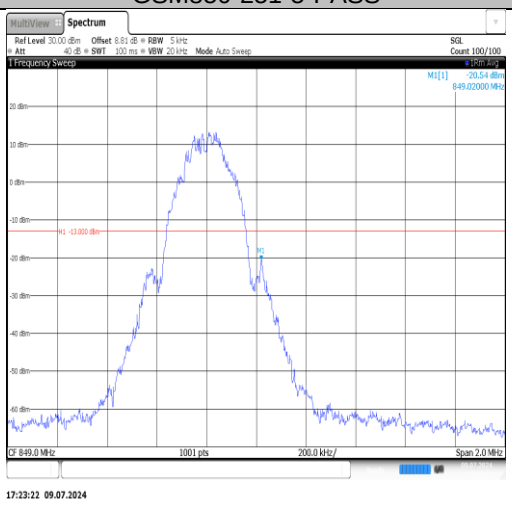


GPRS850-251-5-PASS

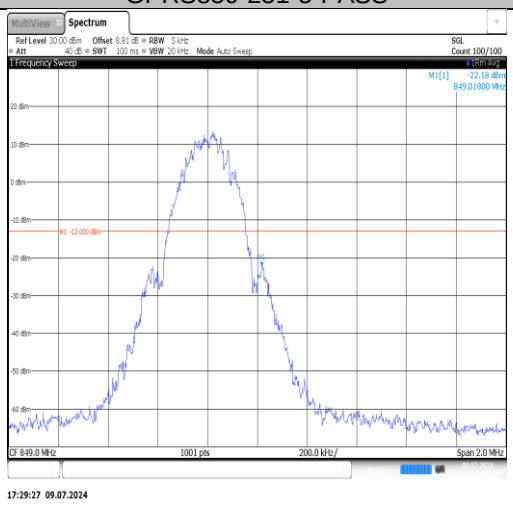


EGPRS850-128-8-PASS

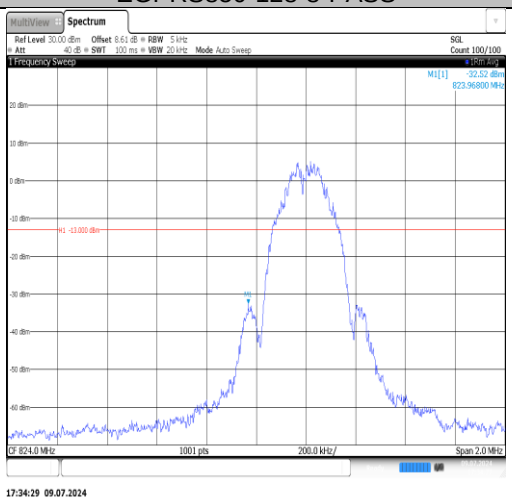


EGPRS850-251-8-PASS

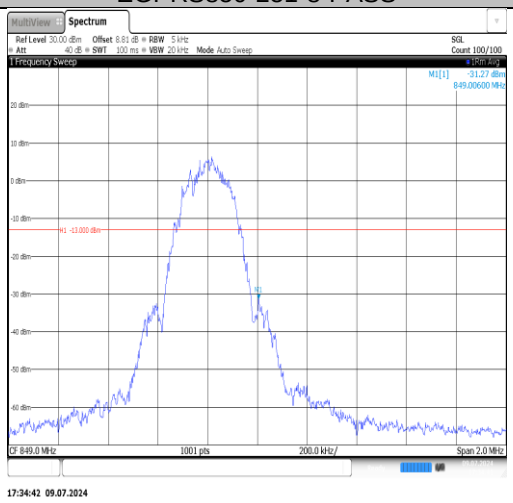


GSM1900-512-0-PASS

GPRS1900-512-0-PASS


*This report shall not be reproduced except in full, without the written approval of UL Verification Services (Guangzhou) Co., Ltd, Song Shan Lake Branch*

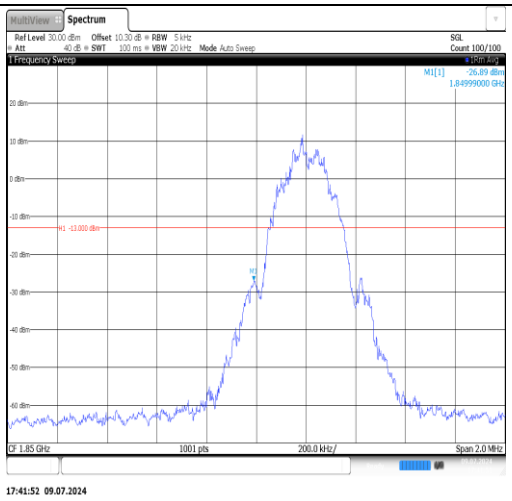


GSM1900-810-0-PASS

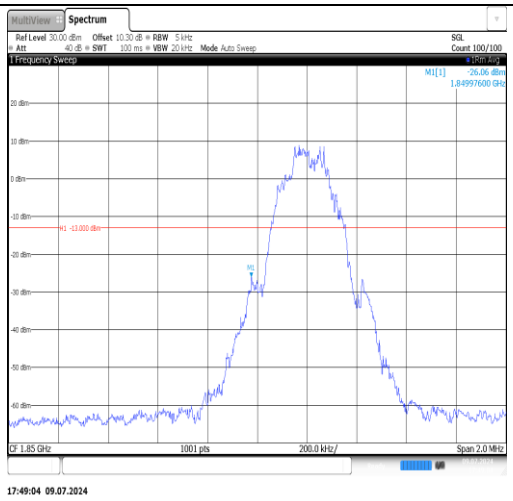


GPRS1900-810-0-PASS

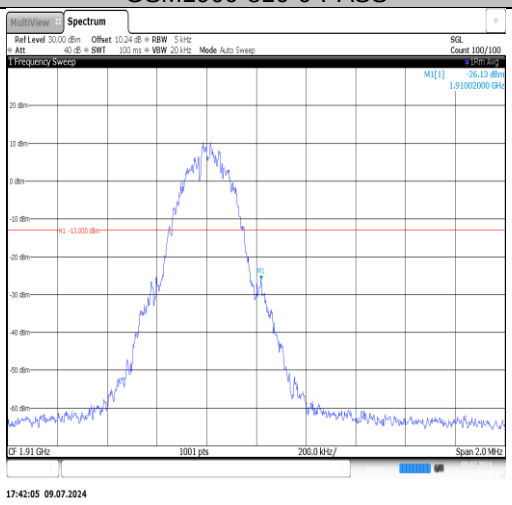


EGPRS1900-512-2-PASS

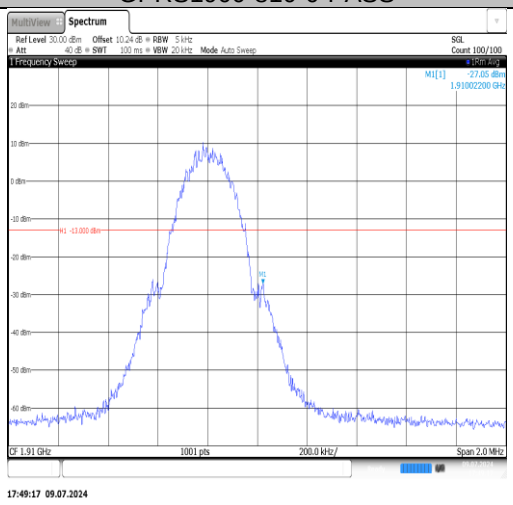


EGPRS1900-810-2-PASS

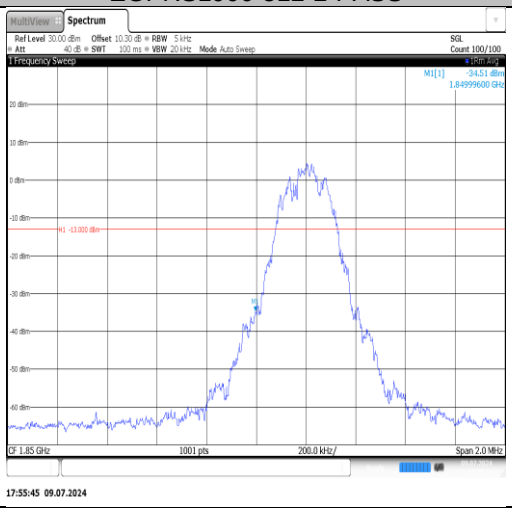


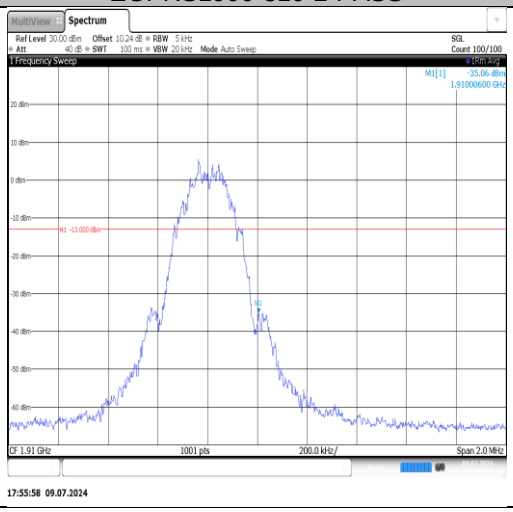



*This report shall not be reproduced except in full, without the written approval of UL Verification Services (Guangzhou) Co., Ltd, Song Shan Lake Branch*

## 7.5. SPURIOUS EMISSION AT ANTENNA TERMINAL

**RULE PART(S)**

FCC: §2.1051, §22.901, §22.917, §24.238

**LIMITS**

FCC: §22.901, §22.917, §24.238
The power of any emission outside of the authorized operating frequency ranges must be attenuated below the transmitting power (P) by a factor of at least 43 + 10 log (P) dB.

**TEST PROCEDURE**

Per KDB 971168 D01 Power Meas License Digital Systems v03r01
The RF output of the transmitter was connected to a spectrum analyzer through a calibrated coaxial cable. Sufficient scans were taken to show the out-of-band Emissions, if any, up to 10th harmonic. Multiple sweeps were recorded in maximum hold mode using a peak detector to ensure that the worst-case emissions were caught.

a) Set the RBW = 100 kHz for emission below 1GHz and 1MHz for emissions above 1GHz (Tests were performed 1 MHz [Worst case], to sweep 1 time for all frequency range)
b) Set VBW ≥ 3 × RBW;
c) Set span ≥ 1.5 times the OBW;
d) Sweep time = auto couple;
e) Detector = rms;
f) Ensure that the number of measurement points = Max (40001);
g) Trace mode = trace average for continuous emissions, max hold for pulse emissions;

**TEST SETUP**

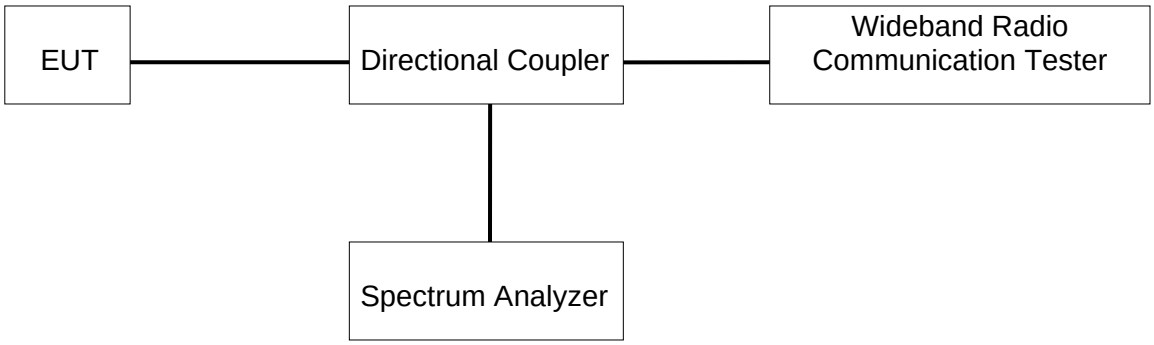



*This report shall not be reproduced except in full, without the written approval of UL Verification Services (Guangzhou) Co., Ltd, Song Shan Lake Branch*

**TEST ENVIRONMENT**

| | | | |
|---|---|---|---|
| Temperature | 23.8°C | Relative Humidity | 63.8% |
| Atmosphere Pressure | 101kPa | Test Voltage | DC 3.8 V |

**Test Result**

| Band | Channel | Frequency Range(MHz) | Max.Freq. (MHz) | Result (dBm) | Limit (dBm) | Verdict |
|---|---|---|---|---|---|---|
| GSM850 | 128 | 30~1000MHz | 557.03 | -50.17 | -13 | PASS |
| GPRS850 | 128 | 30~1000MHz | 935.17 | -50.38 | -13 | PASS |
| GSM850 | 128 | 1000~10000MHz | 7999.52 | -49.16 | -13 | PASS |
| GPRS850 | 128 | 1000~10000MHz | 1648.73 | -38.59 | -13 | PASS |
| GSM850 | 190 | 30~1000MHz | 552.64 | -50.23 | -13 | PASS |
| GPRS850 | 190 | 30~1000MHz | 551.18 | -50.08 | -13 | PASS |
| GSM850 | 190 | 1000~10000MHz | 7023.65 | -49.21 | -13 | PASS |
| GPRS850 | 190 | 1000~10000MHz | 7911.32 | -49.16 | -13 | PASS |
| GSM850 | 251 | 30~1000MHz | 549.01 | -50.19 | -13 | PASS |
| GPRS850 | 251 | 30~1000MHz | 557.49 | -50.38 | -13 | PASS |
| GSM850 | 251 | 1000~10000MHz | 1697.63 | -30.62 | -13 | PASS |
| GPRS850 | 251 | 1000~10000MHz | 2546.3 | -45.64 | -13 | PASS |
| EGPRS850 | 128 | 30~1000MHz | 967.41 | -50.35 | -13 | PASS |
| EGPRS850 | 128 | 1000~10000MHz | 1648.13 | -43.95 | -13 | PASS |
| EGPRS850 | 190 | 30~1000MHz | 554.29 | -50.26 | -13 | PASS |
| EGPRS850 | 190 | 1000~10000MHz | 1673.03 | -43.54 | -13 | PASS |
| EGPRS850 | 251 | 30~1000MHz | 552.73 | -50.26 | -13 | PASS |
| EGPRS850 | 251 | 1000~10000MHz | 7025.15 | -49.2 | -13 | PASS |
| GSM1900 | 512 | 30~1000MHz | 555.12 | -46.85 | -13 | PASS |
| GPRS1900 | 512 | 30~1000MHz | 551.92 | -46.93 | -13 | PASS |
| GSM1900 | 512 | 1000~3000MHz | 2998.67 | -37.35 | -13 | PASS |
| GPRS1900 | 512 | 1000~3000MHz | 2998.53 | -37.45 | -13 | PASS |
| GSM1900 | 512 | 3000~18000MHz | 7919.09 | -46.75 | -13 | PASS |
| GPRS1900 | 512 | 3000~18000MHz | 7114.61 | -46.61 | -13 | PASS |
| GSM1900 | 661 | 30~1000MHz | 556.03 | -46.64 | -13 | PASS |
| GPRS1900 | 661 | 30~1000MHz | 558.23 | -46.87 | -13 | PASS |
| GSM1900 | 661 | 1000~3000MHz | 2998.47 | -37.28 | -13 | PASS |
| GPRS1900 | 661 | 1000~3000MHz | 2987.53 | -37.5 | -13 | PASS |
| GSM1900 | 661 | 3000~18000MHz | 3760.22 | -39.64 | -13 | PASS |
| GPRS1900 | 661 | 3000~18000MHz | 7966.08 | -46.67 | -13 | PASS |
| GSM1900 | 810 | 30~1000MHz | 553.57 | -46.78 | -13 | PASS |
| GPRS1900 | 810 | 30~1000MHz | 556.45 | -46.83 | -13 | PASS |
| GSM1900 | 810 | 1000~3000MHz | 2984.2 | -37.52 | -13 | PASS |
| GPRS1900 | 810 | 1000~3000MHz | 2994.6 | -37.26 | -13 | PASS |
| GSM1900 | 810 | 3000~18000MHz | 7981.08 | -46.75 | -13 | PASS |
| GPRS1900 | 810 | 3000~18000MHz | 7023.12 | -46.68 | -13 | PASS |
| EGPRS1900 | 512 | 30~1000MHz | 554.28 | -46.68 | -13 | PASS |
| EGPRS1900 | 512 | 1000~3000MHz | 2990.93 | -37.42 | -13 | PASS |
| EGPRS1900 | 512 | 3000~18000MHz | 7987.08 | -46.68 | -13 | PASS |
| EGPRS1900 | 661 | 30~1000MHz | 556.06 | -46.84 | -13 | PASS |
| EGPRS1900 | 661 | 1000~3000MHz | 2982.6 | -37.39 | -13 | PASS |
| EGPRS1900 | 661 | 3000~18000MHz | 7053.11 | -46.75 | -13 | PASS |
| EGPRS1900 | 810 | 30~1000MHz | 555.06 | -46.94 | -13 | PASS |
| EGPRS1900 | 810 | 1000~3000MHz | 2972.33 | -37.5 | -13 | PASS |
| EGPRS1900 | 810 | 3000~18000MHz | 7950.58 | -46.68 | -13 | PASS |


*This report shall not be reproduced except in full, without the written approval of UL Verification Services (Guangzhou) Co., Ltd, Song Shan Lake Branch*

## Test Graphs

GSM850-128-5-30~1000MHz-PASS

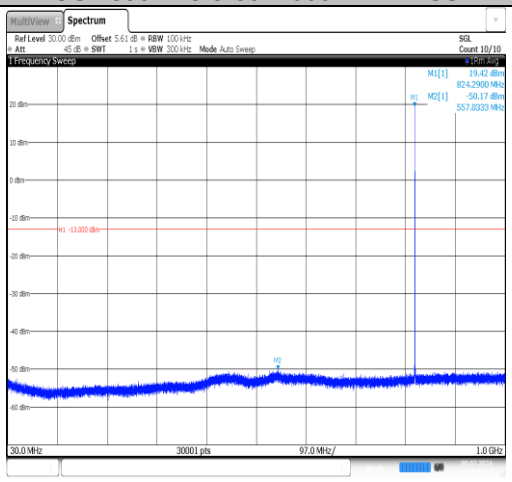


GPRS850-128-5-30~1000MHz-PASS

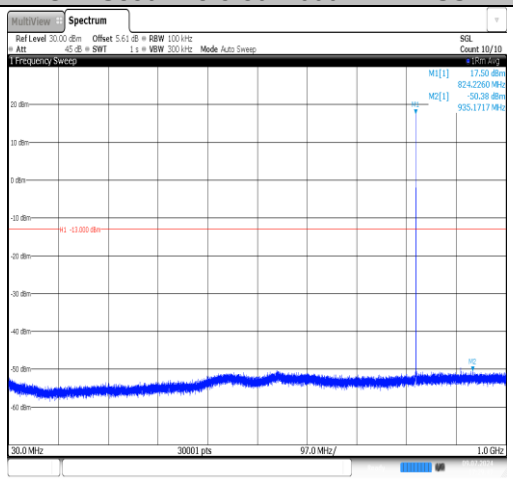


GSM850-128-5-1000~10000MHz-PASS

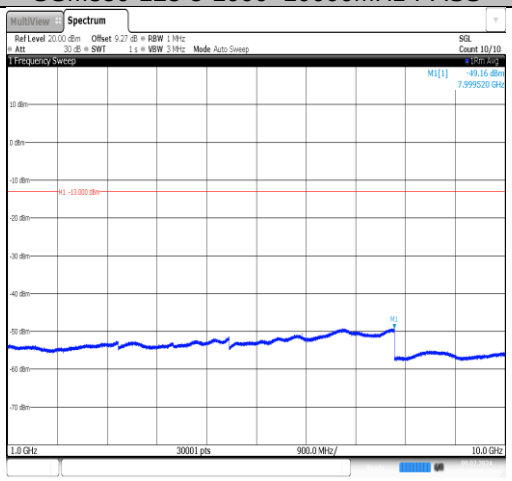


GPRS850-128-5-1000~10000MHz-PASS

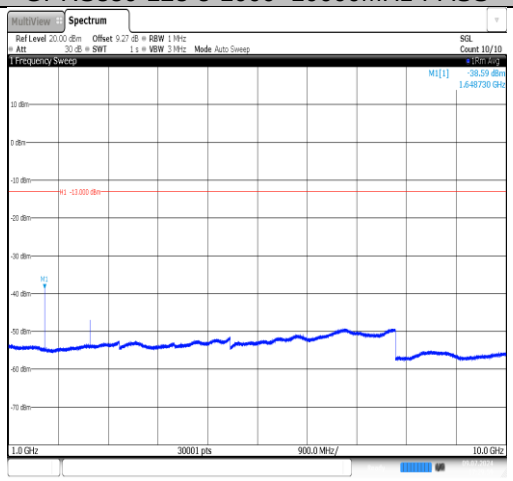


GSM850-190-5-30~1000MHz-PASS

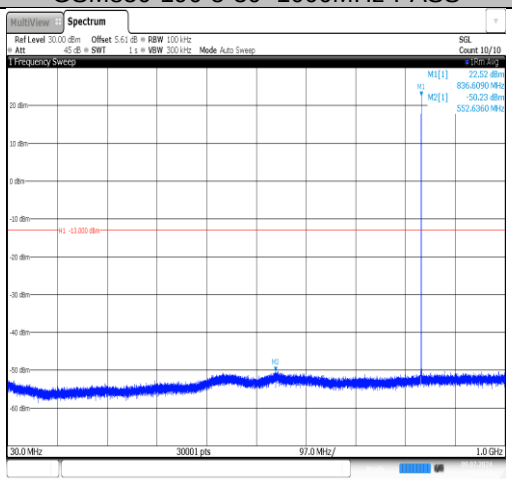


GPRS850-190-5-30~1000MHz-PASS

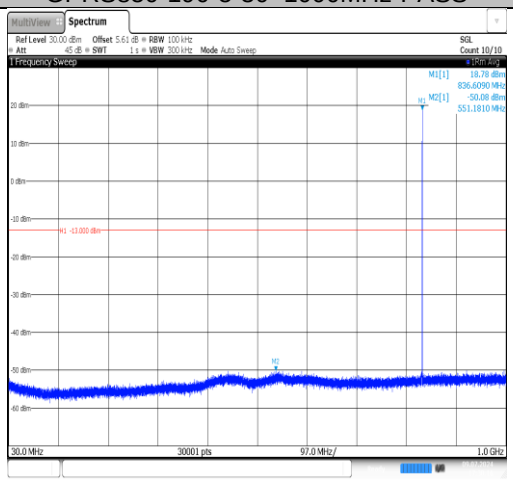


GSM850-190-5-1000~10000MHz-PASS

GPRS850-190-5-1000~10000MHz-PASS


*This report shall not be reproduced except in full, without the written approval of UL Verification Services (Guangzhou) Co., Ltd, Song Shan Lake Branch*

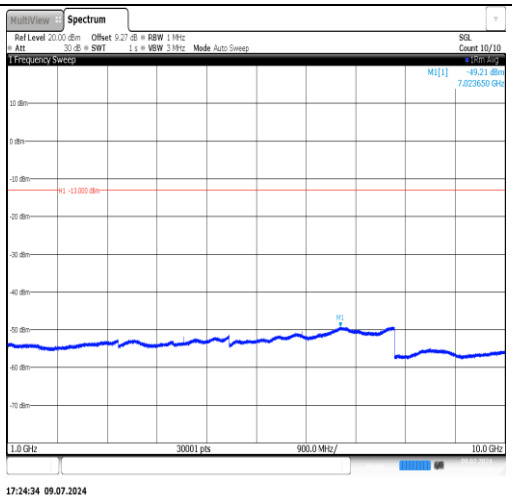


GSM850-251-5-30~1000MHz-PASS

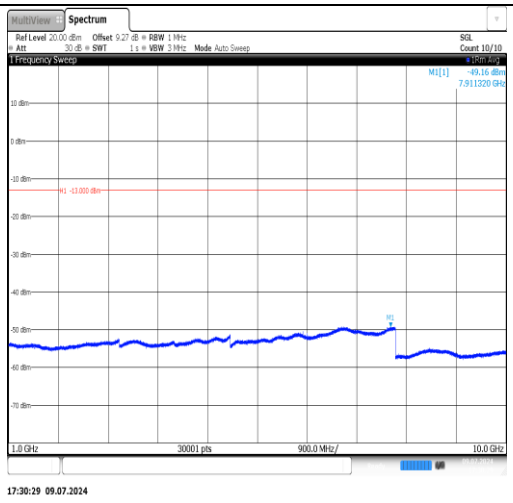


GPRS850-251-5-30~1000MHz-PASS

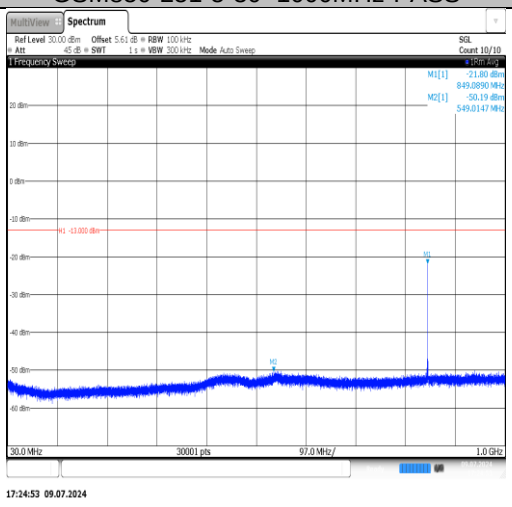


GSM850-251-5-1000~10000MHz-PASS

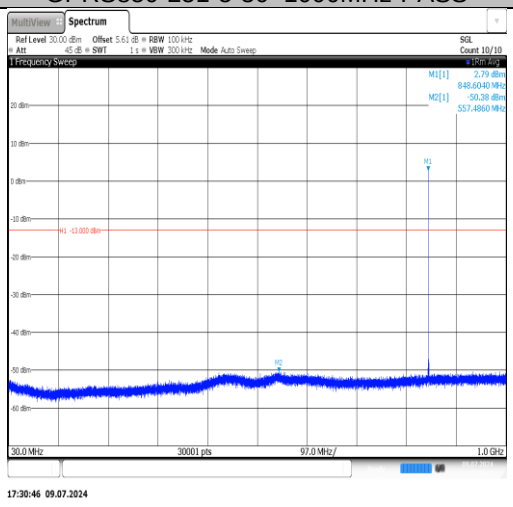


GPRS850-251-5-1000~10000MHz-PASS

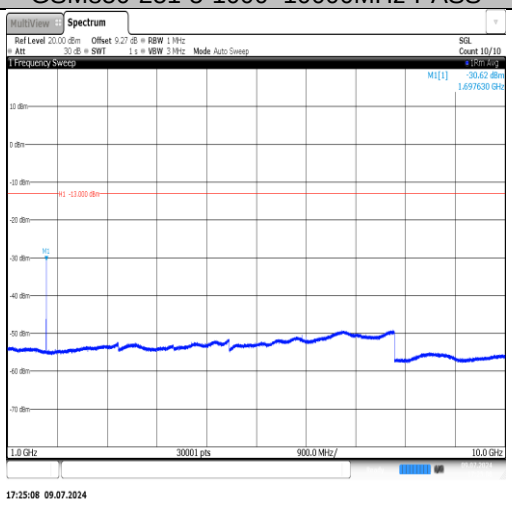


EGPRS850-128-8-30~1000MHz-PASS

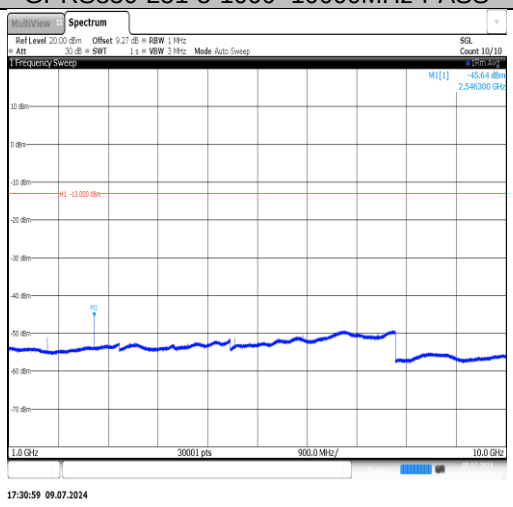


EGPRS850-128-8-1000~10000MHz-PASS


*This report shall not be reproduced except in full, without the written approval of UL Verification Services (Guangzhou) Co., Ltd, Song Shan Lake Branch*

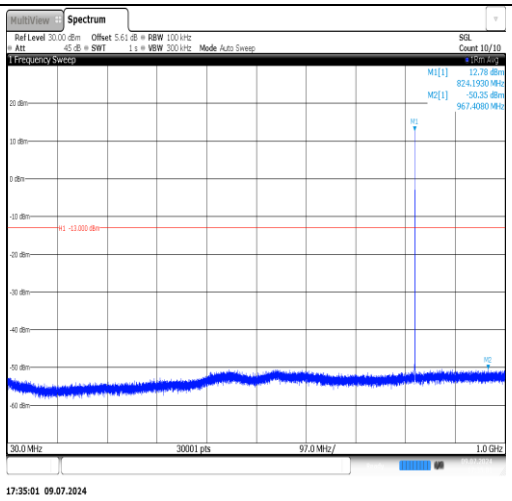


EGPRS850-190-8-30~1000MHz-PASS

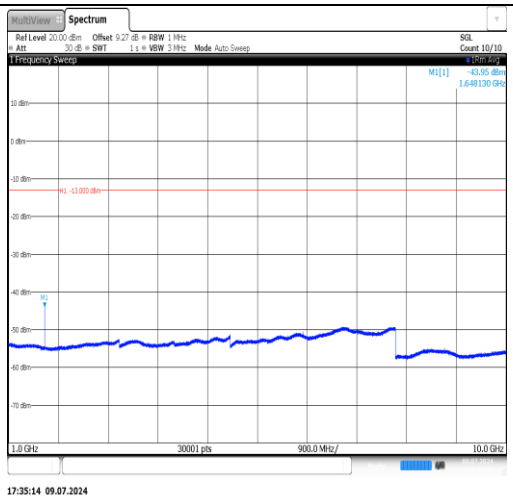


EGPRS850-190-8-1000~10000MHz-PASS

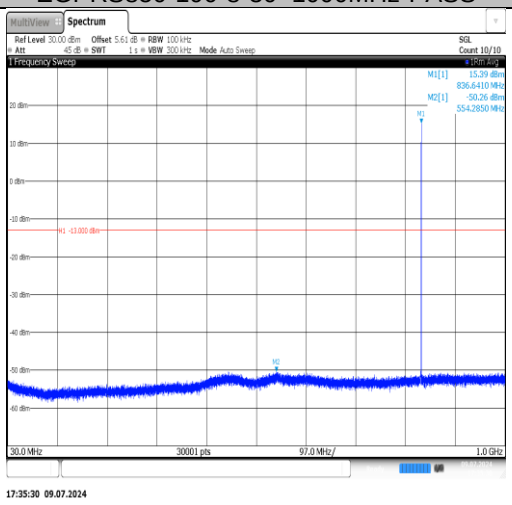


EGPRS850-251-8-30~1000MHz-PASS

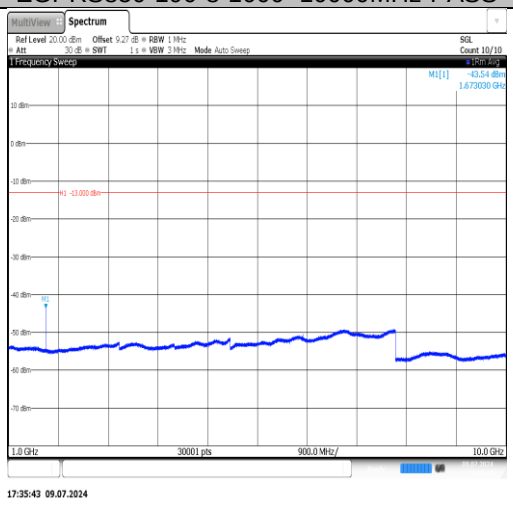


EGPRS850-251-8-1000~10000MHz-PASS

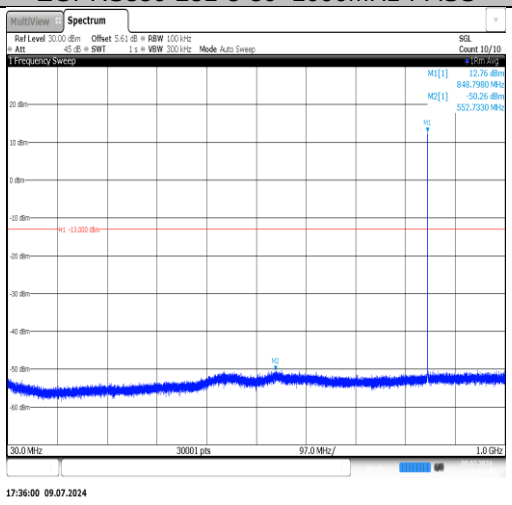


GSM1900-512-0-30~1000MHz-PASS

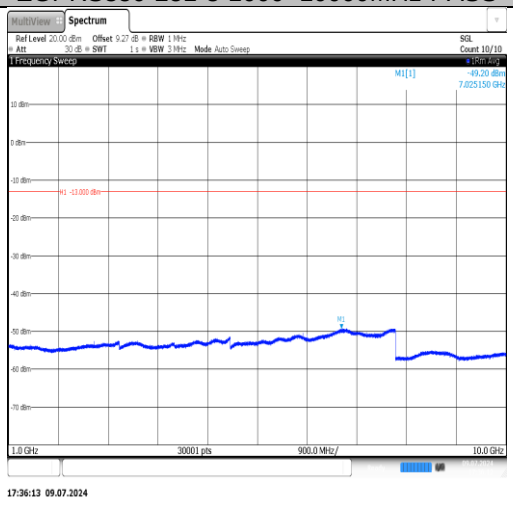


GPRS1900-512-0-30~1000MHz-PASS


*This report shall not be reproduced except in full, without the written approval of UL Verification Services (Guangzhou) Co., Ltd, Song Shan Lake Branch*

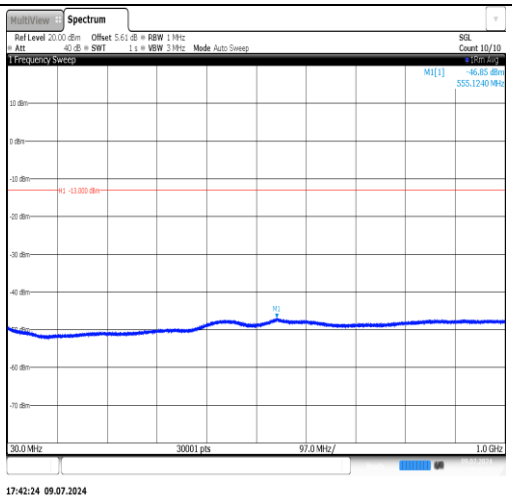


GSM1900-512-0-1000~3000MHz-PASS

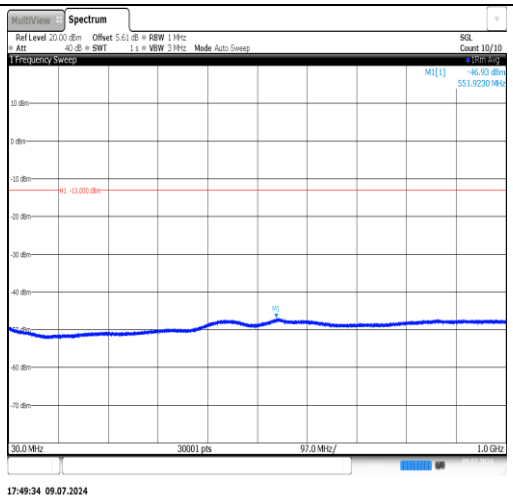


GPRS1900-512-0-1000~3000MHz-PASS

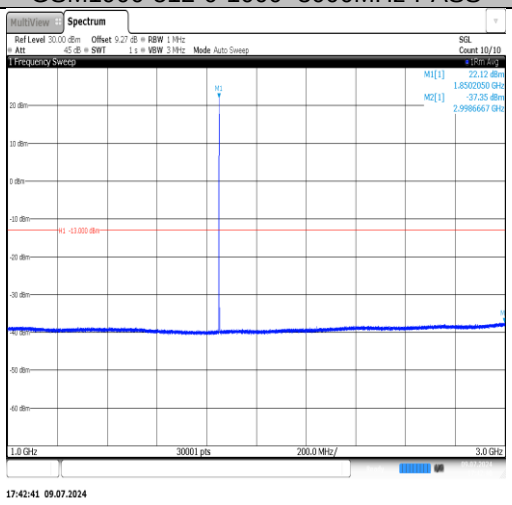


GSM1900-512-0-3000~18000MHz-PASS

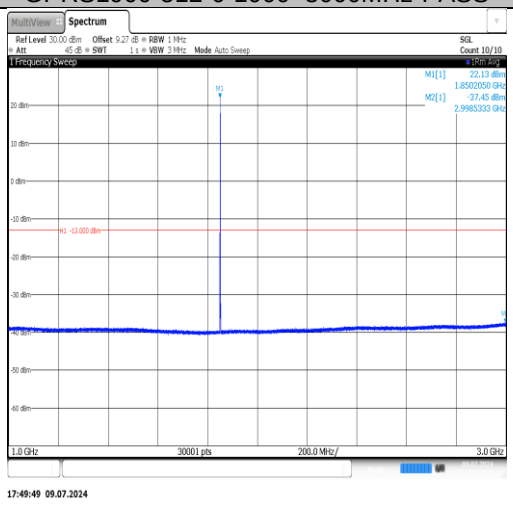


GPRS1900-512-0-3000~18000MHz-PASS

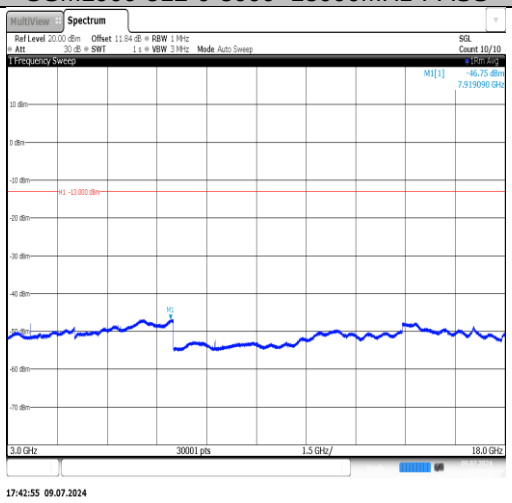


GSM1900-661-0-30~1000MHz-PASS

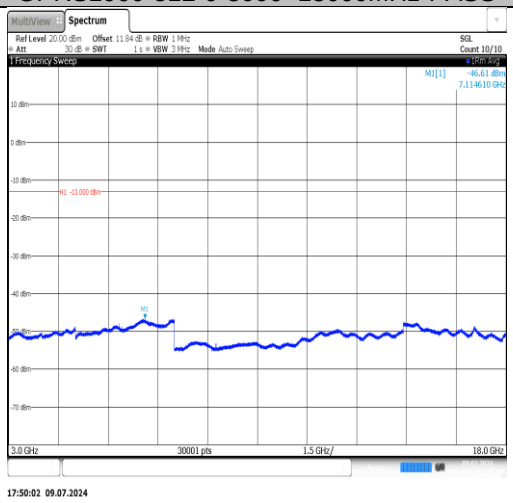


GPRS1900-661-0-30~1000MHz-PASS


*This report shall not be reproduced except in full, without the written approval of UL Verification Services (Guangzhou) Co., Ltd, Song Shan Lake Branch*

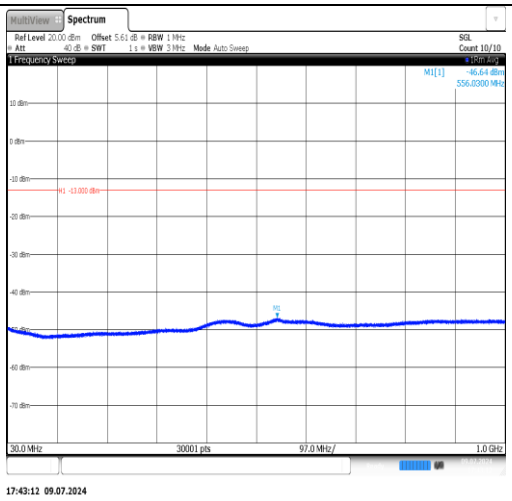


GSM1900-661-0-1000~3000MHz-PASS

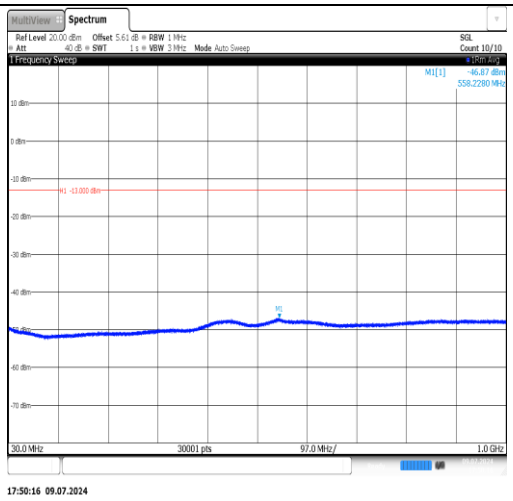


GPRS1900-661-0-1000~3000MHz-PASS

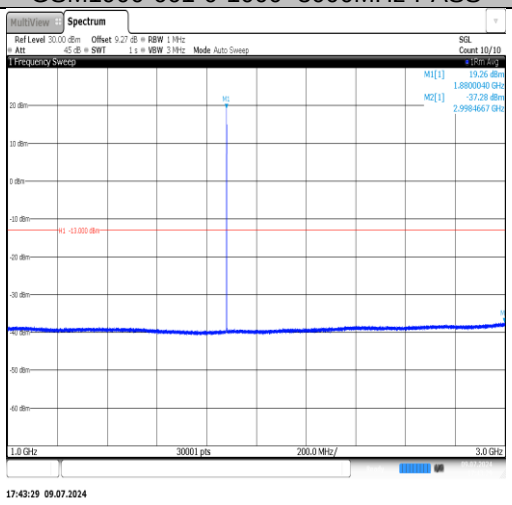


GSM1900-661-0-3000~18000MHz-PASS

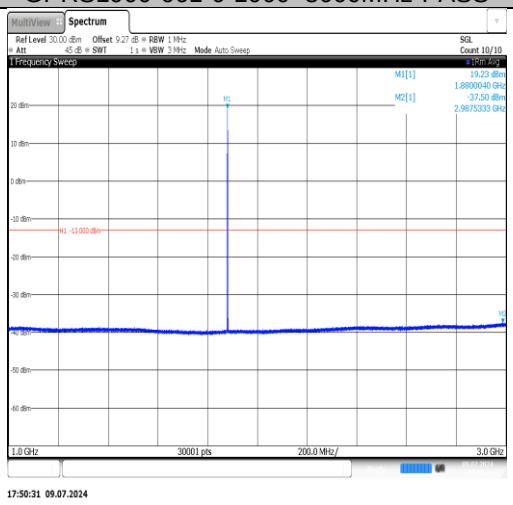


GPRS1900-661-0-3000~18000MHz-PASS

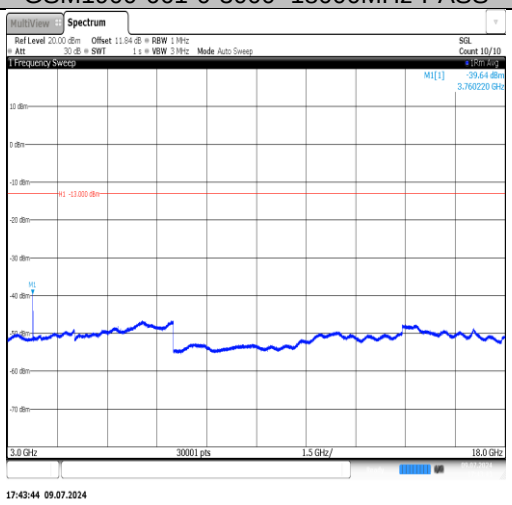


GSM1900-810-0-30~1000MHz-PASS

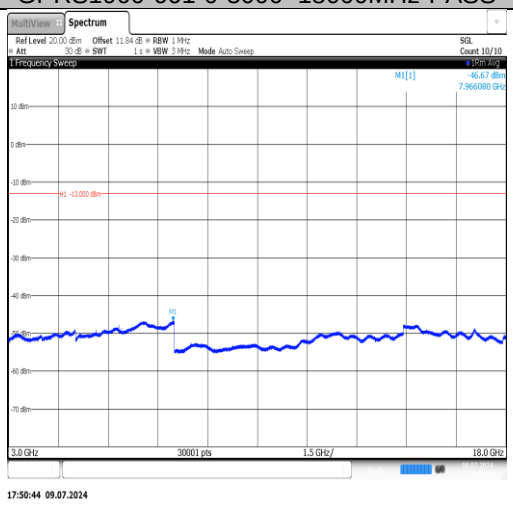


GPRS1900-810-0-30~1000MHz-PASS


*This report shall not be reproduced except in full, without the written approval of UL Verification Services (Guangzhou) Co., Ltd, Song Shan Lake Branch*

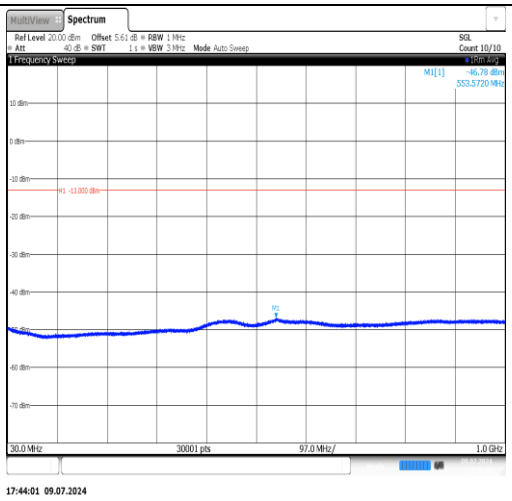


GSM1900-810-0-1000~3000MHz-PASS

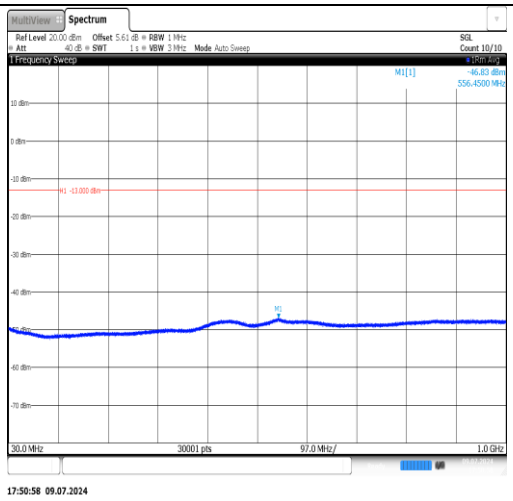


GPRS1900-810-0-1000~3000MHz-PASS

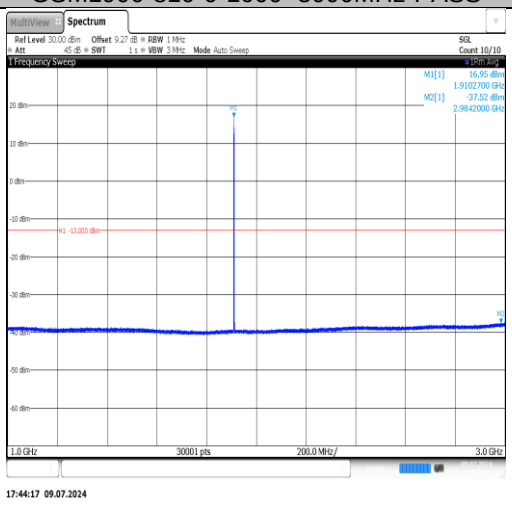


GSM1900-810-0-3000~18000MHz-PASS

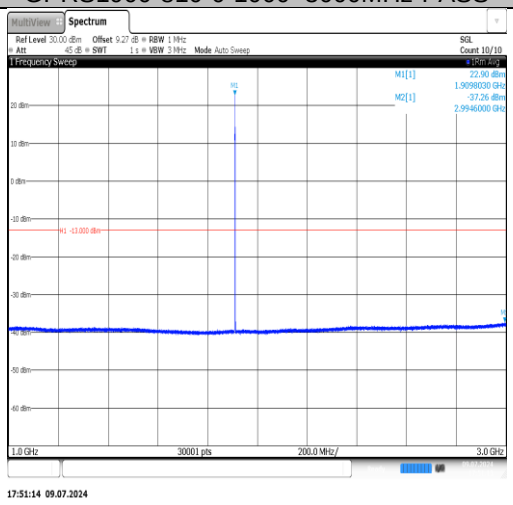


GPRS1900-810-0-3000~18000MHz-PASS

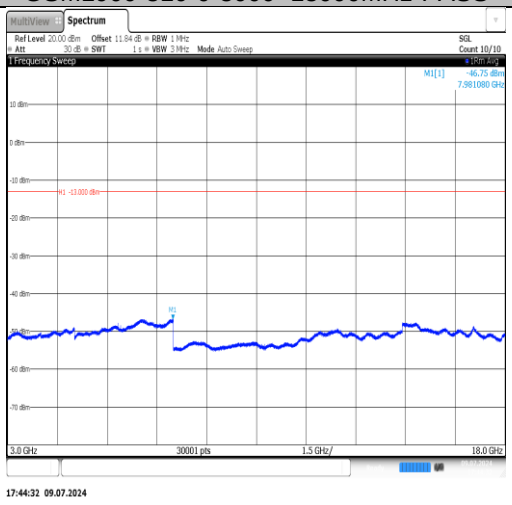


EGPRS1900-512-2-30~1000MHz-PASS

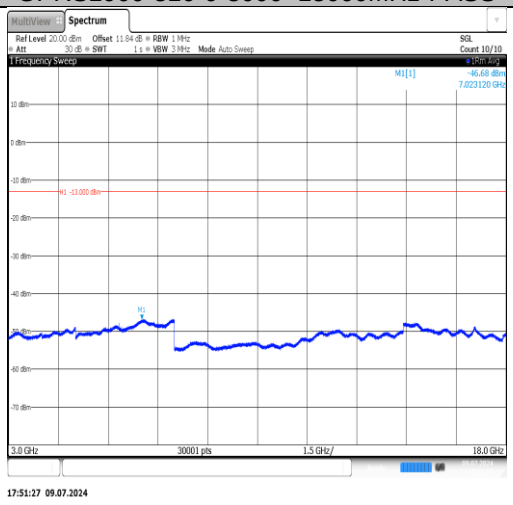


EGPRS1900-512-2-1000~3000MHz-PASS


*This report shall not be reproduced except in full, without the written approval of UL Verification Services (Guangzhou) Co., Ltd, Song Shan Lake Branch*

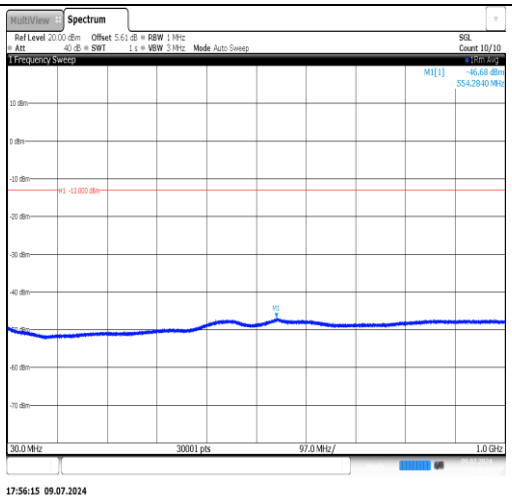


EGPRS1900-512-2-3000~18000MHz-PASS

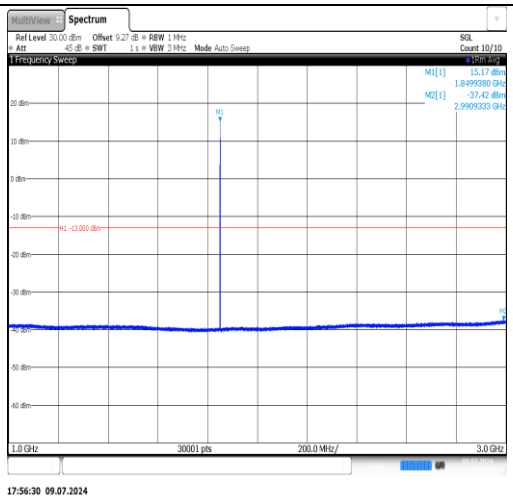


EGPRS1900-661-2-30~1000MHz-PASS

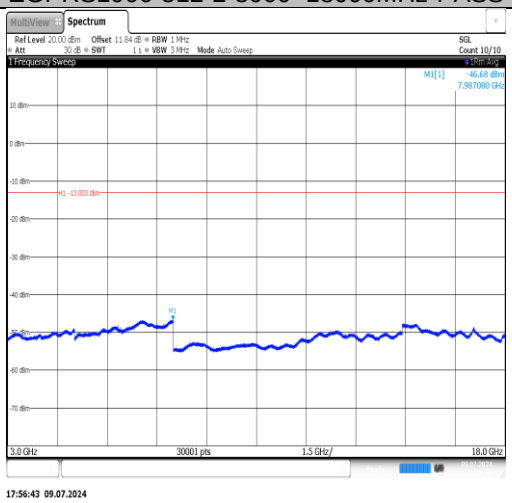


EGPRS1900-661-2-1000~3000MHz-PASS

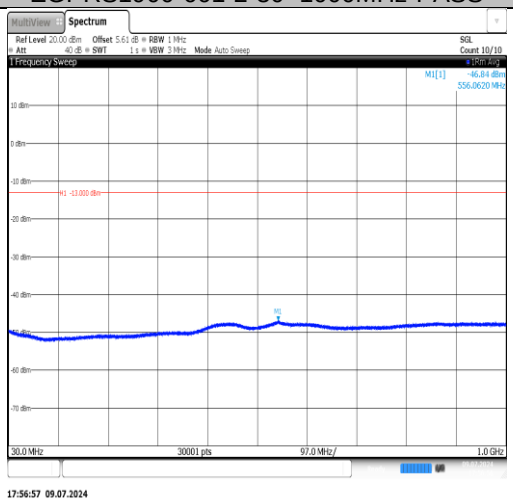


EGPRS1900-661-2-3000~18000MHz-PASS

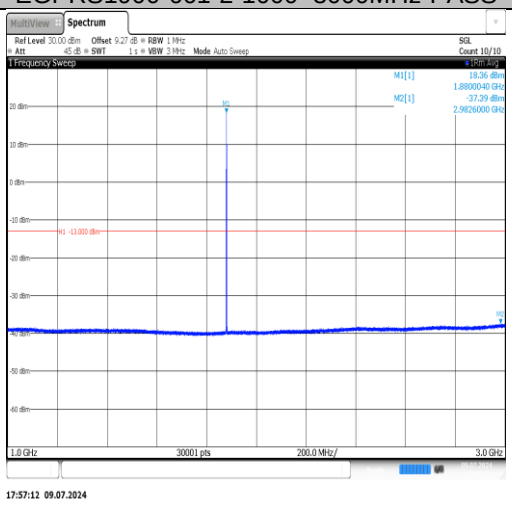


EGPRS1900-810-2-30~1000MHz-PASS

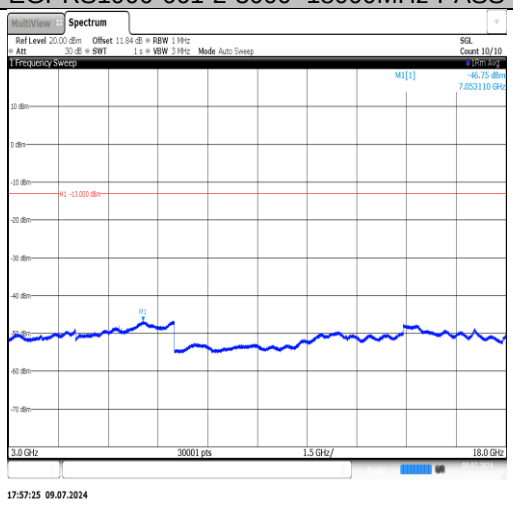


EGPRS1900-810-2-1000~3000MHz-PASS


*This report shall not be reproduced except in full, without the written approval of UL Verification Services (Guangzhou) Co., Ltd, Song Shan Lake Branch*

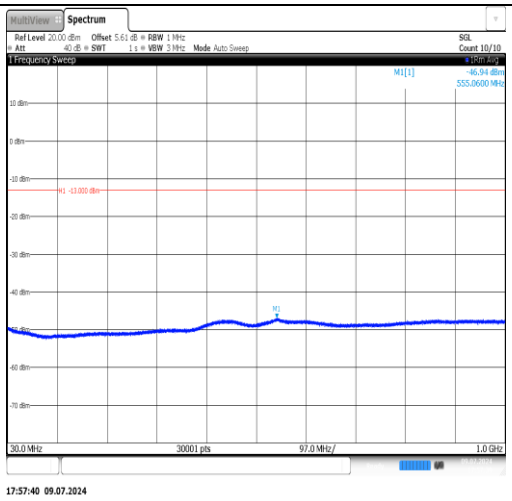


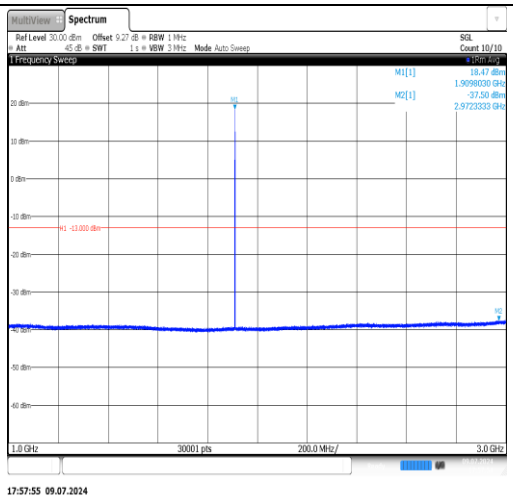


EGPRS1900-810-2-3000~18000MHz-PASS

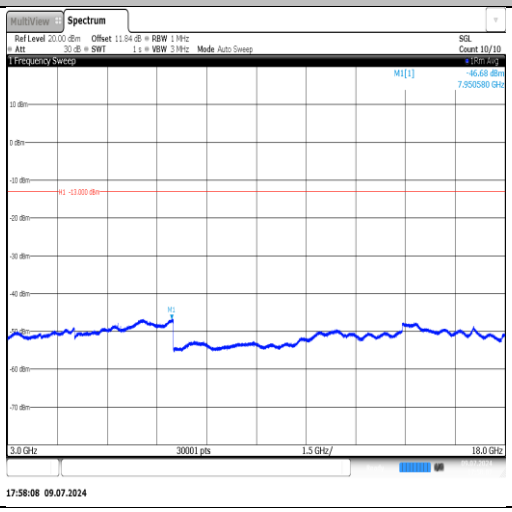



*This report shall not be reproduced except in full, without the written approval of UL Verification Services (Guangzhou) Co., Ltd, Song Shan Lake Branch*

## 7.6. FREQUENCY STABILITY

**Rule Part**:
FCC: §2.1055, §22.355, §24.235

**LIMITS**

§22.355 - The carrier frequency shall not depart from the reference frequency in excess of ±2.5 ppm for mobile stations.

§24.235 - The frequency stability shall be sufficient to ensure that the fundamental emissions stay within the authorized bands of operation.

**TEST PROCEDURE**

Refer to KDB 971168 D01 Power Meas License Digital Systems v03r01.

| | Normal Test Conditions | Extreme Test Conditions |
|---|---|---|
| Relative Humidity | 45 % - 75 % | / |
| Atmospheric Pressure | 100 kPa ~102 kPa | / |
| Temperature | $T_N$ (Normal Temperature): 24.5 °C | $T_L$ (Low Temperature): -30 °C |
| | | $T_H$ (High Temperature): 50 °C |
| Supply Voltage | $V_N$ (Normal Voltage): DC 3.8 V | $V_L$ (Low Voltage): DC 3.2 V |
| | | $V_H$ (High Voltage): DC 4.4 V |

**TEST SETUP**

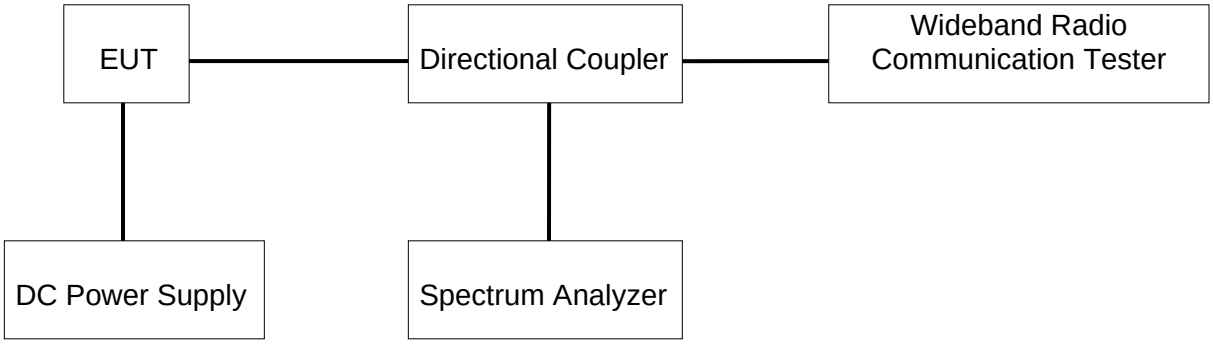


**TEST ENVIRONMENT**

| | | | |
|---|---|---|---|
| Temperature | 23.8°C | Relative Humidity | 63.8% |
| Atmosphere Pressure | 101kPa | Test Voltage | / |


*This report shall not be reproduced except in full, without the written approval of UL Verification Services (Guangzhou) Co., Ltd, Song Shan Lake Branch*

**Test Result**

The peak frequency error is recorded (worst-case).

| Temperature | | | | | | | |
|---|---|---|---|---|---|---|---|
| Band | Channel | Voltage [Vdc] | Temperature (℃) | Deviation (Hz) | Deviation (ppm) | Limit (ppm) | Verdict |
| GSM850 | 190 | $V_N$ | -30 | -0.87 | -0.001040 | ±2.5 | PASS |
| GSM850 | 190 | $V_N$ | -20 | -13.50 | -0.016137 | ±2.5 | PASS |
| GSM850 | 190 | $V_N$ | -10 | -7.01 | -0.008379 | ±2.5 | PASS |
| GSM850 | 190 | $V_N$ | 0 | -5.91 | -0.007064 | ±2.5 | PASS |
| GSM850 | 190 | $V_N$ | 10 | -12.04 | -0.014392 | ±2.5 | PASS |
| GSM850 | 190 | $V_N$ | 20 | -7.59 | -0.009072 | ±2.5 | PASS |
| GSM850 | 190 | $V_N$ | 30 | -5.10 | -0.006096 | ±2.5 | PASS |
| GSM850 | 190 | $V_N$ | 40 | -4.16 | -0.004973 | ±2.5 | PASS |
| GSM850 | 190 | $V_N$ | 50 | -5.17 | -0.006180 | ±2.5 | PASS |
| GPRS850 | 190 | $V_N$ | -30 | -5.29 | -0.006323 | ±2.5 | PASS |
| GPRS850 | 190 | $V_N$ | -20 | -6.20 | -0.007411 | ±2.5 | PASS |
| GPRS850 | 190 | $V_N$ | -10 | -3.97 | -0.004745 | ±2.5 | PASS |
| GPRS850 | 190 | $V_N$ | 0 | -6.65 | -0.007949 | ±2.5 | PASS |
| GPRS850 | 190 | $V_N$ | 10 | -5.00 | -0.005977 | ±2.5 | PASS |
| GPRS850 | 190 | $V_N$ | 20 | -5.10 | -0.006096 | ±2.5 | PASS |
| GPRS850 | 190 | $V_N$ | 30 | -4.55 | -0.005439 | ±2.5 | PASS |
| GPRS850 | 190 | $V_N$ | 40 | -8.27 | -0.009885 | ±2.5 | PASS |
| GPRS850 | 190 | $V_N$ | 50 | -2.71 | -0.003239 | ±2.5 | PASS |
| EGPRS850 | 190 | $V_N$ | -30 | -2.52 | -0.003012 | ±2.5 | PASS |
| EGPRS850 | 190 | $V_N$ | -20 | -3.45 | -0.004124 | ±2.5 | PASS |
| EGPRS850 | 190 | $V_N$ | -10 | -1.52 | -0.001817 | ±2.5 | PASS |
| EGPRS850 | 190 | $V_N$ | 0 | 1.00 | 0.001195 | ±2.5 | PASS |
| EGPRS850 | 190 | $V_N$ | 10 | -1.10 | -0.001315 | ±2.5 | PASS |
| EGPRS850 | 190 | $V_N$ | 20 | -3.65 | -0.004363 | ±2.5 | PASS |
| EGPRS850 | 190 | $V_N$ | 30 | 3.81 | 0.004554 | ±2.5 | PASS |
| EGPRS850 | 190 | $V_N$ | 40 | -3.75 | -0.004482 | ±2.5 | PASS |
| EGPRS850 | 190 | $V_N$ | 50 | -2.29 | -0.002737 | ±2.5 | PASS |
| GSM1900 | 661 | $V_N$ | -30 | -800.00 | -0.425532 | ±2.5 | PASS |
| GSM1900 | 661 | $V_N$ | -20 | 150.00 | 0.079787 | ±2.5 | PASS |
| GSM1900 | 661 | $V_N$ | -10 | 950.00 | 0.505319 | ±2.5 | PASS |
| GSM1900 | 661 | $V_N$ | 0 | 1350.00 | 0.718085 | ±2.5 | PASS |
| GSM1900 | 661 | $V_N$ | 10 | -100.00 | -0.053191 | ±2.5 | PASS |
| GSM1900 | 661 | $V_N$ | 20 | 300.00 | 0.159574 | ±2.5 | PASS |
| GSM1900 | 661 | $V_N$ | 30 | 250.00 | 0.132979 | ±2.5 | PASS |
| GSM1900 | 661 | $V_N$ | 40 | 400.00 | 0.212766 | ±2.5 | PASS |
| GSM1900 | 661 | $V_N$ | 50 | 50.00 | 0.026596 | ±2.5 | PASS |
| GPRS1900 | 661 | $V_N$ | -30 | -600.00 | -0.319149 | ±2.5 | PASS |
| GPRS1900 | 661 | $V_N$ | -20 | 950.00 | 0.505319 | ±2.5 | PASS |
| GPRS1900 | 661 | $V_N$ | -10 | 1050.00 | 0.558511 | ±2.5 | PASS |
| GPRS1900 | 661 | $V_N$ | 0 | 100.00 | 0.053191 | ±2.5 | PASS |
| GPRS1900 | 661 | $V_N$ | 10 | 1250.00 | 0.664894 | ±2.5 | PASS |
| GPRS1900 | 661 | $V_N$ | 20 | -350.00 | -0.186170 | ±2.5 | PASS |
| GPRS1900 | 661 | $V_N$ | 30 | 50.00 | 0.026596 | ±2.5 | PASS |
| GPRS1900 | 661 | $V_N$ | 40 | -500.00 | -0.265957 | ±2.5 | PASS |
| GPRS1900 | 661 | $V_N$ | 50 | 600.00 | 0.319149 | ±2.5 | PASS |
| EGPRS1900 | 661 | $V_N$ | -30 | 1950.00 | 1.037234 | ±2.5 | PASS |
| EGPRS1900 | 661 | $V_N$ | -20 | 800.00 | 0.425532 | ±2.5 | PASS |
| EGPRS1900 | 661 | $V_N$ | -10 | -650.00 | -0.345745 | ±2.5 | PASS |


*This report shall not be reproduced except in full, without the written approval of UL Verification Services (Guangzhou) Co., Ltd, Song Shan Lake Branch*

| | | | | | | | |
|---|---|---|---|---|---|---|---|
| EGPRS1900 | 661 | $V_N$ | 0 | 600.00 | 0.319149 | ±2.5 | PASS |
| EGPRS1900 | 661 | $V_N$ | 10 | 1250.00 | 0.664894 | ±2.5 | PASS |
| EGPRS1900 | 661 | $V_N$ | 20 | -950.00 | -0.505319 | ±2.5 | PASS |
| EGPRS1900 | 661 | $V_N$ | 30 | 250.00 | 0.132979 | ±2.5 | PASS |
| EGPRS1900 | 661 | $V_N$ | 40 | 200.00 | 0.106383 | ±2.5 | PASS |
| EGPRS1900 | 661 | $V_N$ | 50 | -250.00 | -0.132979 | ±2.5 | PASS |

| Voltage | | | | | | | |
|---|---|---|---|---|---|---|---|
| Band | Channel | Voltage [Vdc] | Temperature (℃) | Deviation (Hz) | Deviation (ppm) | Limit (ppm) | Verdict |
| GSM850 | 190 | VN | NT | -11.01 | -0.013160 | ±2.5 | PASS |
| GSM850 | 190 | VL | NT | -9.75 | -0.011654 | ±2.5 | PASS |
| GSM850 | 190 | VH | NT | -15.79 | -0.018874 | ±2.5 | PASS |
| GPRS850 | 190 | VN | NT | -4.88 | -0.005833 | ±2.5 | PASS |
| GPRS850 | 190 | VL | NT | -5.81 | -0.006945 | ±2.5 | PASS |
| GPRS850 | 190 | VH | NT | -7.23 | -0.008642 | ±2.5 | PASS |
| EGPRS850 | 190 | VN | NT | 0.19 | 0.000227 | ±2.5 | PASS |
| EGPRS850 | 190 | VL | NT | -2.49 | -0.002976 | ±2.5 | PASS |
| EGPRS850 | 190 | VH | NT | -2.97 | -0.003550 | ±2.5 | PASS |
| GSM1900 | 661 | VN | NT | 450.00 | 0.239362 | ±2.5 | PASS |
| GSM1900 | 661 | VL | NT | 200.00 | 0.106383 | ±2.5 | PASS |
| GSM1900 | 661 | VH | NT | -950.00 | -0.505319 | ±2.5 | PASS |
| GPRS1900 | 661 | VN | NT | 1950.00 | 1.037234 | ±2.5 | PASS |
| GPRS1900 | 661 | VL | NT | -250.00 | -0.132979 | ±2.5 | PASS |
| GPRS1900 | 661 | VH | NT | 2400.00 | 1.276596 | ±2.5 | PASS |
| EGPRS1900 | 661 | VN | NT | 750.00 | 0.398936 | ±2.5 | PASS |
| EGPRS1900 | 661 | VL | NT | 350.00 | 0.186170 | ±2.5 | PASS |
| EGPRS1900 | 661 | VH | NT | -550.00 | -0.292553 | ±2.5 | PASS |


*This report shall not be reproduced except in full, without the written approval of UL Verification Services (Guangzhou) Co., Ltd, Song Shan Lake Branch*

# 8. RADIATED SPURIOUS EMISSIONS

**LIMIT**

FCC: §24.238(a) (GSM1900)
The power of any emission outside of the authorized operating frequency ranges must be attenuated below the transmitting power (P) by a factor of at least 43 + 10 l0g (P) dB.

FCC: §22.917(a) (GSM850)
The power of any emission outside of the authorized operating frequency ranges must be attenuated below the transmitting power (P) by a factor of at least 43 + 10 10g (P) dB.

**TEST PROCEDURE**

Following the test configuration shown below, radiated emissions measured directly from the EUT and convert the measured field strength or received power to ERP or EIRP, as required, for comparison to the applicable limits. As stated in section 5.5.1 of ANSI C63.26-2015. The field strength measurement method by using a test site validated to the requirement of ANSI C63.4 is an alternative method to the substitution measurement.

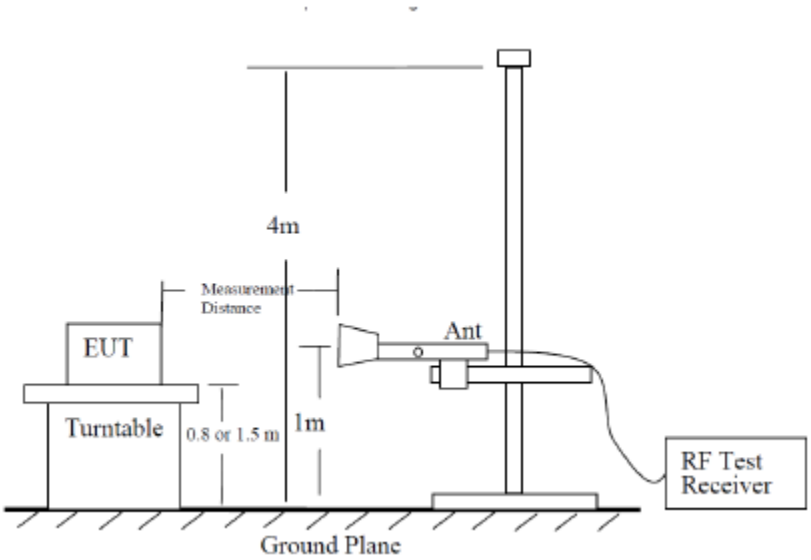



*This report shall not be reproduced except in full, without the written approval of UL Verification Services (Guangzhou) Co., Ltd, Song Shan Lake Branch*

**Radiated Power Measurement Calculation According to ANSI C63.26-2015**

a) E (dBμV/m) = Measured amplitude level (dBμV) + Cable Loss (dB)+ Antenna Factor (dB/m).
b) E (dBμV/m) = Measured amplitude level (dBm) + 107 + Cable Loss (dB) + Antenna Factor (dB/m).
c) E (dBμV/m) = EIRP (dBm) -- 20l0g(D) + 104.8, where D is the measurement distance (in the far field region) in m.
d) EIRP (dBm) = E (dBμV/m) + 20l0g(D) - 104.8, where D is the measurement distance (in the far field region) in m.

So, from d)

The measuring distance is at 3m, then 20*Log (3) = 9.5424

Then, EIRP (dBm) = E (dBμV/m) + 9.5424 - 104.8 = E (dBμV/m) - 95.2576

X axis, Y axis, Z axis:

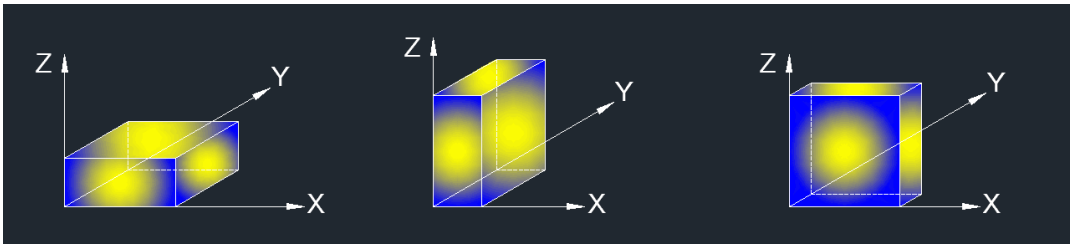


Note: The EUT was investigated in three orthogonal orientations X/Y/Z on ANT0 to determine the worst-case orientation. X orientation is finally determined the worst.


*This report shall not be reproduced except in full, without the written approval of UL Verification Services (Guangzhou) Co., Ltd, Song Shan Lake Branch*

**TEST ENVIRONMENT**

| | | | |
|---|---|---|---|
| Temperature | 24.3°C | Relative Humidity | 61% |
| Atmosphere Pressure | 101kPa | Test Voltage | DC 3.8 V |

**Test Result**

GSM 850

GPRS- Low Channel- Horizontal

| No. | Frequency (MHz) | Reading (dBuV) | Correct (dB/m) | Result (dBuV/m) | Limit (dBuV/m) | Margin (dB) | Remark |
|---|---|---|---|---|---|---|---|
| 1 | 1666.000 | 52.50 | -12.16 | 40.34 | 82.25 | -41.91 | peak |
| 2 | 2503.000 | 50.29 | -8.48 | 41.81 | 82.25 | -40.44 | peak |
| 3 | 3349.000 | 48.74 | -6.19 | 42.55 | 82.25 | -39.70 | peak |
| 4 | 4186.000 | 48.33 | -3.61 | 44.72 | 82.25 | -37.53 | peak |
| 5 | 7498.000 | 39.30 | 5.69 | 44.99 | 82.25 | -37.26 | peak |
| 6 | 9064.000 | 38.58 | 9.76 | 48.34 | 82.25 | -33.91 | peak |

GPRS- Low Channel- Vertical

| No. | Frequency (MHz) | Reading (dBuV) | Correct (dB/m) | Result (dBuV/m) | Limit (dBuV/m) | Margin (dB) | Remark |
|---|---|---|---|---|---|---|---|
| 1 | 1666.000 | 56.21 | -12.16 | 44.05 | 82.25 | -38.20 | peak |
| 2 | 2503.000 | 54.51 | -8.48 | 46.03 | 82.25 | -36.22 | peak |
| 3 | 4852.000 | 44.23 | -0.74 | 43.49 | 82.25 | -38.76 | peak |
| 4 | 7660.000 | 39.60 | 5.68 | 45.28 | 82.25 | -36.97 | peak |
| 5 | 8938.000 | 38.46 | 9.31 | 47.77 | 82.25 | -34.48 | peak |
| 6 | 9352.000 | 38.58 | 9.88 | 48.46 | 82.25 | -33.79 | peak |

GPRS- Mid Channel- Horizontal

| No. | Frequency (MHz) | Reading (dBuV) | Correct (dB/m) | Result (dBuV/m) | Limit (dBuV/m) | Margin (dB) | Remark |
|---|---|---|---|---|---|---|---|
| 1 | 2503.000 | 48.81 | -8.48 | 40.33 | 82.25 | -41.92 | peak |
| 2 | 3340.000 | 47.44 | -6.22 | 41.22 | 82.25 | -41.03 | peak |
| 3 | 4186.000 | 51.95 | -3.61 | 48.34 | 82.25 | -33.91 | peak |
| 4 | 6670.000 | 42.20 | 4.57 | 46.77 | 82.25 | -35.48 | peak |
| 5 | 7885.000 | 41.06 | 5.66 | 46.72 | 82.25 | -35.53 | peak |
| 6 | 9352.000 | 38.60 | 9.88 | 48.48 | 82.25 | -33.77 | peak |

GPRS- Mid Channel- Vertical

| No. | Frequency (MHz) | Reading (dBuV) | Correct (dB/m) | Result (dBuV/m) | Limit (dBuV/m) | Margin (dB) | Remark |
|---|---|---|---|---|---|---|---|
| 1 | 1666.000 | 52.00 | -12.16 | 39.84 | 82.25 | -42.41 | peak |
| 2 | 2503.000 | 52.20 | -8.48 | 43.72 | 82.25 | -38.53 | peak |
| 3 | 4186.000 | 47.43 | -3.61 | 43.82 | 82.25 | -38.43 | peak |
| 4 | 7021.000 | 37.85 | 6.19 | 44.04 | 82.25 | -38.21 | peak |
| 5 | 7714.000 | 39.49 | 5.68 | 45.17 | 82.25 | -37.08 | peak |
| 6 | 8947.000 | 38.78 | 9.37 | 48.15 | 82.25 | -34.10 | peak |

GPRS- High Channel- Horizontal


*This report shall not be reproduced except in full, without the written approval of UL Verification Services (Guangzhou) Co., Ltd, Song Shan Lake Branch*

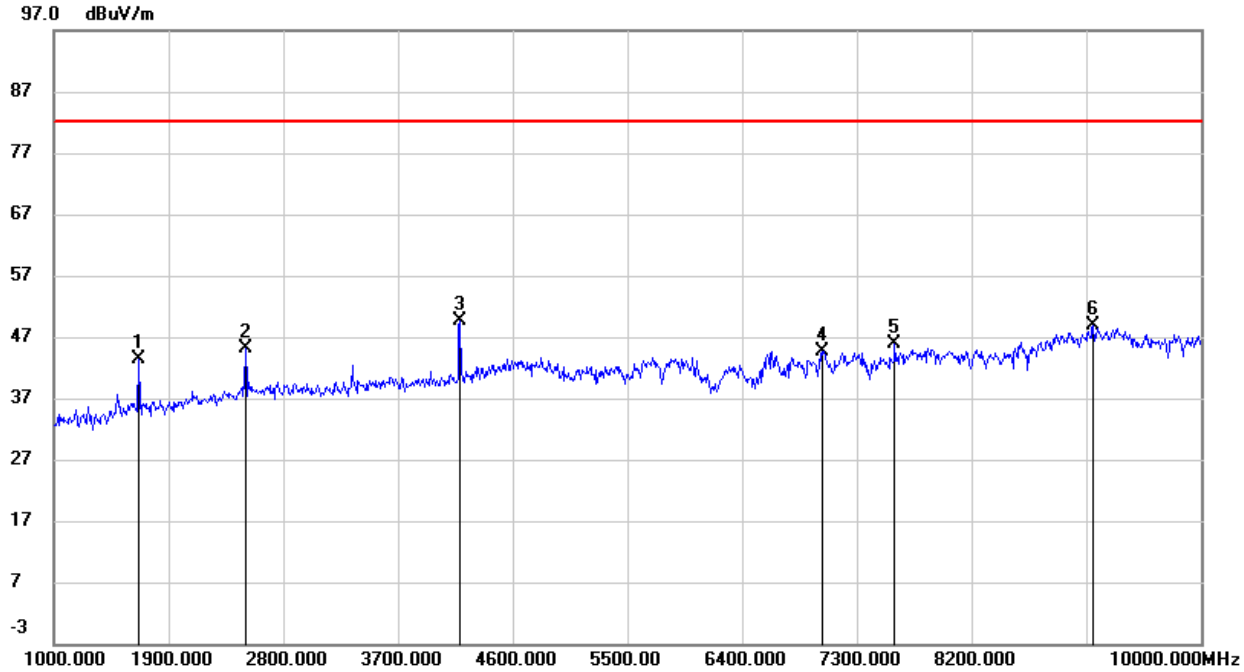


| No. | Frequency (MHz) | Reading (dBuV) | Correct (dB/m) | Result (dBuV/m) | Limit (dBuV/m) | Margin (dB) | Remark |
|---|---|---|---|---|---|---|---|
| 1 | 1666.000 | 55.63 | -12.16 | 43.47 | 82.25 | -38.78 | peak |
| 2 | 2503.000 | 53.64 | -8.48 | 45.16 | 82.25 | -37.09 | peak |
| 3 | 4186.000 | 53.34 | -3.61 | 49.73 | 82.25 | -32.52 | peak |
| 4 | 7030.000 | 38.47 | 6.18 | 44.65 | 82.25 | -37.60 | peak |
| 5 | 7597.000 | 40.13 | 5.68 | 45.81 | 82.25 | -36.44 | peak |
| 6 | 9154.000 | 39.14 | 9.80 | 48.94 | 82.25 | -33.31 | peak |

GPRS- High Channel- Vertical

| No. | Frequency (MHz) | Reading (dBuV) | Correct (dB/m) | Result (dBuV/m) | Limit (dBuV/m) | Margin (dB) | Remark |
|---|---|---|---|---|---|---|---|
| 1 | 1666.000 | 53.83 | -12.16 | 41.67 | 82.25 | -40.58 | peak |
| 2 | 2503.000 | 54.94 | -8.48 | 46.46 | 82.25 | -35.79 | peak |
| 3 | 4186.000 | 49.69 | -3.61 | 46.08 | 82.25 | -36.17 | peak |
| 4 | 6661.000 | 38.67 | 4.52 | 43.19 | 82.25 | -39.06 | peak |
| 5 | 7723.000 | 40.11 | 5.67 | 45.78 | 82.25 | -36.47 | peak |
| 6 | 8992.000 | 37.87 | 9.68 | 47.55 | 82.25 | -34.70 | peak |


*This report shall not be reproduced except in full, without the written approval of UL Verification Services (Guangzhou) Co., Ltd, Song Shan Lake Branch*

**GSM 1900**

GPRS- Low Channel- Horizontal

| No. | Frequency | Reading | Correct | Result | Limit | Margin | Remark |
|---|---|---|---|---|---|---|---|
| | (MHz) | (dBuV) | (dB/m) | (dBuV/m) | (dBuV/m) | (dB) | |
| 1 | 5715.000 | 41.13 | 1.46 | 42.59 | 82.25 | -39.66 | peak |
| 2 | 7890.000 | 40.03 | 6.31 | 46.34 | 82.25 | -35.91 | peak |
| 3 | 9135.000 | 38.42 | 10.55 | 48.97 | 82.25 | -33.28 | peak |
| 4 | 11520.000 | 36.79 | 16.65 | 53.44 | 82.25 | -28.81 | peak |
| 5 | 13995.000 | 33.68 | 21.95 | 55.63 | 82.25 | -26.62 | peak |
| 6 | 17925.000 | 30.98 | 25.25 | 56.23 | 82.25 | -26.02 | peak |

GPRS- Low Channel- Vertical

| No. | Frequency | Reading | Correct | Result | Limit | Margin | Remark |
|---|---|---|---|---|---|---|---|
| | (MHz) | (dBuV) | (dB/m) | (dBuV/m) | (dBuV/m) | (dB) | |
| 1 | 5970.000 | 41.17 | 2.17 | 43.34 | 82.25 | -38.91 | peak |
| 2 | 8895.000 | 39.40 | 9.71 | 49.11 | 82.25 | -33.14 | peak |
| 3 | 11820.000 | 37.53 | 17.47 | 55.00 | 82.25 | -27.25 | peak |
| 4 | 12690.000 | 37.52 | 18.02 | 55.54 | 82.25 | -26.71 | peak |
| 5 | 13680.000 | 34.51 | 21.29 | 55.80 | 82.25 | -26.45 | peak |
| 6 | 17100.000 | 33.46 | 21.26 | 54.72 | 82.25 | -27.53 | peak |

GPRS- Mid Channel- Horizontal

| No. | Frequency | Reading | Correct | Result | Limit | Margin | Remark |
|---|---|---|---|---|---|---|---|
| | (MHz) | (dBuV) | (dB/m) | (dBuV/m) | (dBuV/m) | (dB) | |
| 1 | 5655.000 | 41.35 | 1.29 | 42.64 | 82.25 | -39.61 | peak |
| 2 | 7725.000 | 40.58 | 6.32 | 46.90 | 82.25 | -35.35 | peak |
| 3 | 8985.000 | 39.03 | 10.37 | 49.40 | 82.25 | -32.85 | peak |
| 4 | 11790.000 | 37.41 | 17.38 | 54.79 | 82.25 | -27.46 | peak |
| 5 | 13605.000 | 34.60 | 21.12 | 55.72 | 82.25 | -26.53 | peak |
| 6 | 17865.000 | 30.53 | 24.89 | 55.42 | 82.25 | -26.83 | peak |


*This report shall not be reproduced except in full, without the written approval of UL Verification Services (Guangzhou) Co., Ltd, Song Shan Lake Branch*

GPRS- Mid Channel- Vertical

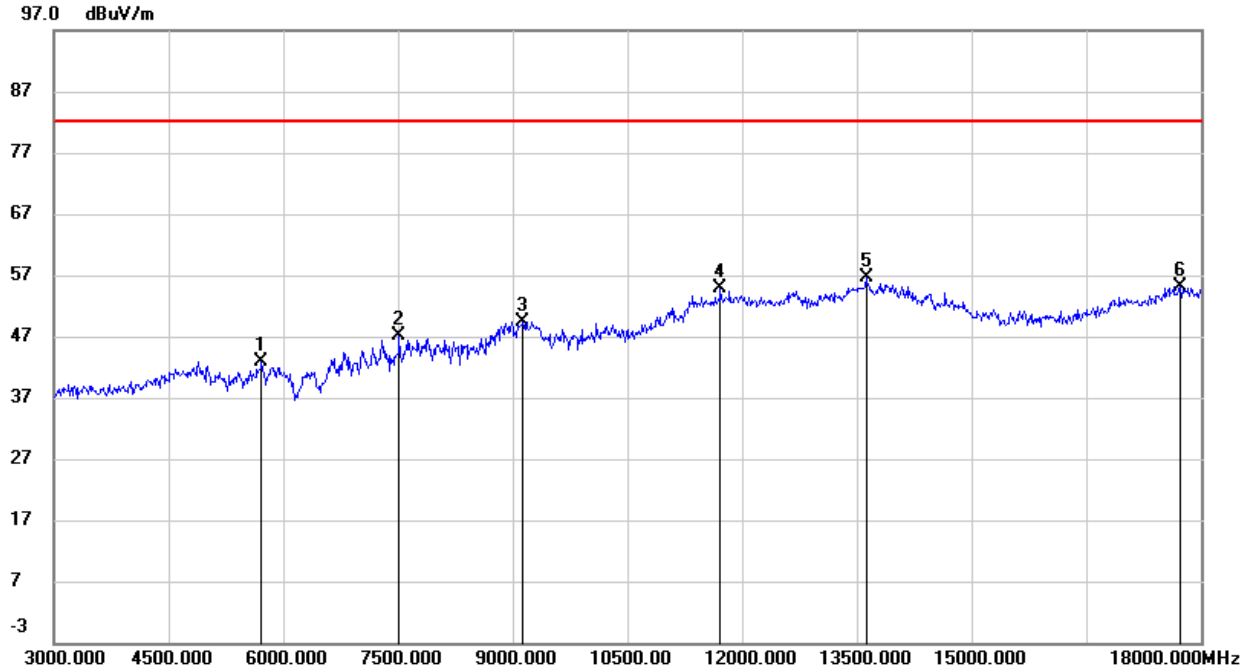


| No. | Frequency (MHz) | Reading (dBuV) | Correct (dB/m) | Result (dBuV/m) | Limit (dBuV/m) | Margin (dB) | Remark |
|---|---|---|---|---|---|---|---|
| 1 | 5715.000 | 41.37 | 1.46 | 42.83 | 82.25 | -39.42 | peak |
| 2 | 7515.000 | 40.71 | 6.33 | 47.04 | 82.25 | -35.21 | peak |
| 3 | 9135.000 | 38.88 | 10.55 | 49.43 | 82.25 | -32.82 | peak |
| 4 | 11715.000 | 37.78 | 17.19 | 54.97 | 82.25 | -27.28 | peak |
| 5 | 13620.000 | 35.53 | 21.15 | 56.68 | 82.25 | -25.57 | peak |
| 6 | 17730.000 | 31.12 | 24.09 | 55.21 | 82.25 | -27.04 | peak |

GPRS- High Channel- Horizontal

| No. | Frequency (MHz) | Reading (dBuV) | Correct (dB/m) | Result (dBuV/m) | Limit (dBuV/m) | Margin (dB) | Remark |
|---|---|---|---|---|---|---|---|
| 1 | 4695.000 | 42.48 | -0.71 | 41.77 | 82.25 | -40.48 | peak |
| 2 | 6645.000 | 38.95 | 4.94 | 43.89 | 82.25 | -38.36 | peak |
| 3 | 9255.000 | 37.89 | 10.59 | 48.48 | 82.25 | -33.77 | peak |
| 4 | 11835.000 | 36.86 | 17.51 | 54.37 | 82.25 | -27.88 | peak |
| 5 | 13605.000 | 35.52 | 21.12 | 56.64 | 82.25 | -25.61 | peak |
| 6 | 17985.000 | 30.17 | 25.60 | 55.77 | 82.25 | -26.48 | peak |

GPRS- High Channel- Vertical

| No. | Frequency (MHz) | Reading (dBuV) | Correct (dB/m) | Result (dBuV/m) | Limit (dBuV/m) | Margin (dB) | Remark |
|---|---|---|---|---|---|---|---|
| 1 | 4830.000 | 43.25 | -0.20 | 43.05 | 82.25 | -39.20 | peak |
| 2 | 7515.000 | 42.32 | 6.33 | 48.65 | 82.25 | -33.60 | peak |
| 3 | 9060.000 | 38.91 | 10.51 | 49.42 | 82.25 | -32.83 | peak |
| 4 | 11520.000 | 38.45 | 16.65 | 55.10 | 82.25 | -27.15 | peak |
| 5 | 13875.000 | 34.17 | 21.70 | 55.87 | 82.25 | -26.38 | peak |
| 6 | 17955.000 | 30.61 | 25.42 | 56.03 | 82.25 | -26.22 | peak |

**END OF REPORT**


*This report shall not be reproduced except in full, without the written approval of UL Verification Services (Guangzhou) Co., Ltd, Song Shan Lake Branch*