CFR 47 FCC PART 15 SUBPART C

TEST REPORT

For

5G Smart Phone

MODEL NUMBER: S6702X

REPORT NUMBER: 4791041023-1-RF-3

ISSUE DATE: December 25, 2023

FCC ID:2ADINS6702X

Prepared for

Sun Cupid Technology (HK) Ltd.
16/F, CEO Tower, 77 Wing Hong St, Cheung Sha Wan, Kowloon Hong Kong

Prepared by

UL Verification Services (Guangzhou) Co., Ltd, Song Shan Lake Branch

Building 10, Innovation Technology Park, No. 1, Li Bin Road, Song Shan Lake Hi-Tech Development Zone Dongguan, 523808, People's Republic of China

Tel: +86 769 22038881
Fax: +86 769 33244054
Website: www.ul.com

The results reported herein have been performed in accordance with the laboratory's terms of accreditation. This report shall not be reproduced except in full without the written approval of the Laboratory. The results in this report apply to the test sample(s) mentioned above at the time of the testing period only and are not to be used to indicate applicability to other similar products.

Revision History

Rev.	Issue Date	Revisions	Revised By
V0	December 25, 2023	Initial Issue	

This report shall not be reproduced except in full, without the written approval of UL Verification Services (Guangzhou) Co., Ltd, Song Shan Lake Branch.

Summary of Test Results

Test Item	Clause	Limit/Requirement	Result
Antenna Requirement	N/A	FCC Part 15.203/15.247 (c)	Pass
AC Power Line Conducted Emission	ANSI C63.10-2013, Clause 6.2	FCC Part 15.207	Pass
Conducted Output Power	ANSI C63.10-2013, Clause 11.9.1.3	FCC Part 15.247 (b)(3)	Pass
6dB Bandwidth and 99% Occupied Bandwidth	ANSI C63.10-2013, Clause 11.8.1	FCC Part 15.247 (a)(2)	Pass
Power Spectral Density	ANSI C63.10-2013, Clause 11.10.2	FCC Part 15.247 (e)	Pass
Conducted Band edge and spurious emission	ANSI C63.10-2013, Clause 11.11	FCC Part 15.247(d)	Pass
Radiated Band edge and Spurious Emission	ANSI C63.10-2013, Clause 11.12 & Clause 11.13	FCC Part 15.247 (d) FCC Part 15.205/15.209	Pass
Duty Cycle	ANSI C63.10-2013, Clause 11.6	None; for reporting purposes only.	Pass

*This test report is only published to and used by the applicant, and it is not for evidence purpose in China.
*The measurement result for the sample received is <Pass> according to <CFR 47 FCC PART 15 SUBPART C > when <Simple Acceptance> decision rule is applied.

This report shall not be reproduced except in full, without the written approval of UL Verification Services (Guangzhou) Co., Ltd, Song Shan Lake Branch.

CONTENTS

1. ATTESTATION OF TEST RESULTS 6

2. TEST METHODOLOGY 7

3. FACILITIES AND ACCREDITATION 7

4. CALIBRATION AND UNCERTAINTY 8

4.1. MEASURING INSTRUMENT CALIBRATION 8

4.2. MEASUREMENT UNCERTAINTY 8

5. EQUIPMENT UNDER TEST 9

5.1. DESCRIPTION OF EUT 9

5.2. CHANNEL LIST 9

5.3. MAXIMUM POWER 10

5.4. TEST CHANNEL CONFIGURATION 10

5.5. THE WORSE CASE POWER SETTING PARAMETER 10

5.6. WORST-CASE CONFIGURATIONS 11

5.7. DESCRIPTION OF AVAILABLE ANTENNAS 12

5.8. SUPPORT UNITS FOR SYSTEM TEST 13

6. MEASURING EQUIPMENT AND SOFTWARE USED 14

7. ANTENNA PORT TEST RESULTS 17

7.1. CONDUCTED OUTPUT POWER 17

7.2. 6DB BANDWIDTH AND 99% OCCUPIED BANDWIDTH 18

7.3. POWER SPECTRAL DENSITY 20

7.4. CONDUCTED BAND EDGE AND SPURIOUS EMISSION 21

7.5. DUTY CYCLE 23

8. RADIATED TEST RESULTS 24

8.1. RESTRICTED BANDEDGE 31

8.2. SPURIOUS EMISSIONS(1 GHZ~3 GHZ) 55

8.3. SPURIOUS EMISSIONS(3 GHZ~18 GHZ) 61

8.4. SPURIOUS EMISSIONS(9 KHZ~30 MHZ) 97

8.5. SPURIOUS EMISSIONS(18 GHZ~26 GHZ) 100

8.6. SPURIOUS EMISSIONS(30 MHZ~1 GHZ) 102

9. ANTENNA REQUIREMENT 104

10. AC POWER LINE CONDUCTED EMISSION 105

11. TEST DATA 108

This report shall not be reproduced except in full, without the written approval of UL Verification Services (Guangzhou) Co., Ltd, Song Shan Lake Branch.

Appendix A: Duty Cycle.....108
11.1.1. Test Result.....108
Appendix B: Maximum Conducted Output Power.....111
11.1.2. Test Result.....111
Appendix C: -6dB Bandwidth.....113
11.1.3. Test Result.....113
Appendix D: Occupied Channel Bandwidth.....127
11.1.4. Test Result.....127
Appendix E: Maximum Power Spectral Density Level.....141
11.1.5. Test Result.....141
Appendix F: Band Edge.....155
11.1.6. Test Result.....155
Appendix G: Conducted RF Spurious Emission.....173
11.1.7. Test Result.....173

This report shall not be reproduced except in full, without the written approval of UL Verification Services (Guangzhou) Co., Ltd, Song Shan Lake Branch.

1. ATTESTATION OF TEST RESULTS

Applicant Information

Company Name:	Sun Cupid Technology (HK) Ltd.
Address:	16/F, CEO Tower, 77 Wing Hong St, Cheung Sha Wan, Kowloon Hong Kong

Manufacturer Information

Company Name:	Sun Cupid Technology (HK) Ltd.
Address:	16/F, CEO Tower, 77 Wing Hong St, Cheung Sha Wan, Kowloon Hong Kong

EUT Information

EUT Name:	5G Smart Phone
Model:	S6702X
Series Model:	B30 Pro, NUU B30 Pro
Brand:	NUU
Sample Received Date:	October 26, 2023
Sample Status:	Normal
Sample ID:	6616020
Date of Tested:	October 26, 2023 to December 25, 2023

APPLICABLE STANDARDS	
STANDARD	**TEST RESULTS**
CFR 47 FCC PART 15 SUBPART C	**Pass**

Prepared By:

James Qin

Project Engineer

Checked By:

Denny Huang

Senior Project Engineer

Approved By:

Stephen Guo

Operations Manager

This report shall not be reproduced except in full, without the written approval of UL Verification Services (Guangzhou) Co., Ltd, Song Shan Lake Branch.

2. TEST METHODOLOGY

All tests were performed in accordance with the standard CFR 47 FCC PART 15 SUBPART C ISED RSS-247 Issue 3, KDB 558074 D01 15.247 Meas Guidance v05r02, KDB 414788 D01 Radiated Test Site v01r01, KDB 662911 D01 Multiple Transmitter Output v02r01, CFR 47 FCC Part 2, ANSI C63.10-2013.

3. FACILITIES AND ACCREDITATION

Accreditation Certificate	**A2LA (Certificate No.: 4102.01)** UL Verification Services (Guangzhou) Co., Ltd. Song Shan Lake Branch. has been assessed and proved to be in compliance with A2LA. **FCC (FCC Designation No.: CN1187)** UL Verification Services (Guangzhou) Co., Ltd. Song Shan Lake Branch. Has been recognized to perform compliance testing on equipment subject to the Commission's Declaration of Conformity (DoC) and Certification rules **ISED (Company No.: 21320)** UL Verification Services (Guangzhou) Co., Ltd. Song Shan Lake Branch. has been registered and fully described in a report filed with ISED. The Company Number is 21320 and the test lab Conformity Assessment Body Identifier (CABID) is CN0046. **VCCI (Registration No.: G-20192, C-20153, T-20155 and R-20202)** UL Verification Services (Guangzhou) Co., Ltd. Song Shan Lake Branch. has been assessed and proved to be in compliance with VCCI, the Membership No. is 3793. Facility Name: Chamber D, the VCCI registration No. is G-20192 and R-20202 Shielding Room B, the VCCI registration No. is C-20153 and T-20155

Note 1:
All tests measurement facilities use to collect the measurement data are located at Building 10, Innovation Technology Park, No. 1, Li Bin Road, Song Shan Lake Hi-Tech Development Zone Dongguan, 523808, People’s Republic of China.

Note 2:
The test anechoic chamber in UL Verification Services (Guangzhou) Co., Ltd.
Song Shan Lake Branch had been calibrated and compared to the open field sites and the test anechoic chamber is shown to be equivalent to or worst case from the open field site.

Note 3:
For below 30 MHz, lab had performed measurements at test anechoic chamber and comparing to measurements obtained on an open field site. And these measurements below 30 MHz had been correlated to measurements performed on an OFS.

This report shall not be reproduced except in full, without the written approval of UL Verification Services (Guangzhou) Co., Ltd, Song Shan Lake Branch.

4. CALIBRATION AND UNCERTAINTY

4.1. MEASURING INSTRUMENT CALIBRATION

The measuring equipment utilized to perform the tests documented in this report has been calibrated in accordance with the manufacturer's recommendations and is traceable to recognized national standards.

4.2. MEASUREMENT UNCERTAINTY

Where relevant, the following measurement uncertainty levels have been estimated for tests performed on the apparatus:

Test Item	Uncertainty
Conduction emission	3.62 dB
Radiated Emission (Included Fundamental Emission) (9 kHz ~ 30 MHz)	2.2 dB
Radiated Emission (Included Fundamental Emission) (30 MHz ~ 1 GHz)	4.00 dB
Radiated Emission (Included Fundamental Emission) (1 GHz to 26 GHz)	5.78 dB (1 GHz ~ 18 GHz)
	5.23 dB (18 GHz ~ 26 GHz)
Duty Cycle	±0.028%
DTS and 99% Occupied Bandwidth	±0.0196%
Maximum Conducted Output Power	±0.686 dB
Maximum Power Spectral Density Level	±0.743 dB
Conducted Band-edge Compliance	±1.328 dB
Conducted Unwanted Emissions In Non-restricted Frequency Bands	±0.746 dB (9 kHz ~ 1 GHz)
	±1.328dB (1 GHz ~ 26 GHz)
Note: This uncertainty represents an expanded uncertainty expressed at approximately the 95% confidence level using a coverage factor of k=2.	

This report shall not be reproduced except in full, without the written approval of UL Verification Services (Guangzhou) Co., Ltd, Song Shan Lake Branch.

5. EQUIPMENT UNDER TEST

5.1. DESCRIPTION OF EUT

EUT Name:	5G Smart Phone
Model:	S6702X
Series Model:	B30 Pro, NUU B30 Pro
Model Difference:	B30 Pro, NUU B30 Pro have the same technical construction including circuit diagram, PCB Layout, components and component layout, all electrical construction and mechanical construction with S6702X. The difference lies only the model number. all these changes do not degrade the unwanted emissions of the certified product.

Frequency Range:	2412 MHz to 2462 MHz
Type of Modulation:	IEEE 802.11b: DSSS(CCK, DQPSK, DBPSK) IEEE 802.11g/n: OFDM(64-QAM, 16-QAM, QPSK, BPSK) IEEE 802.11ax: OFDM(1024QAM, 256QAM, 64QAM, 16QAM, QPSK, BPSK)
Radio Technology:	IEEE 802.11b/g/n HT20/11n HT40/ ax HE20/ax HE40
Rated Input:	DC 5 V, 2 A
Battery:	3.87V/5000mAh

5.2. CHANNEL LIST

Channel List For Bandwidth=20 MHz							
Channel	Frequency (MHz)	Channel	Frequency (MHz)	Channel	Frequency (MHz)	Channel	Frequency (MHz)
1	2412	4	2427	7	2442	10	2457
2	2417	5	2432	8	2447	11	2462
3	2422	6	2437	9	2452	/	/

Channel List For Bandwidth=40 MHz							
Channel	Frequency (MHz)	Channel	Frequency (MHz)	Channel	Frequency (MHz)	Channel	Frequency (MHz)
3	2422	5	2432	7	2442	9	2452
4	2427	6	2437	8	2447	/	/

This report shall not be reproduced except in full, without the written approval of UL Verification Services (Guangzhou) Co., Ltd, Song Shan Lake Branch.

5.3. MAXIMUM POWER

IEEE Std. 802.11	Frequency (MHz)	Channel Number	Maximum Conducted AVG Output Power (dBm)
b	2412 ~ 2462	1-11[11]	18.10
g	2412 ~ 2462	1-11[11]	17.37
n HT20	2412 ~ 2462	1-11[11]	18.27
n HT40	2422 ~ 2452	3-9[7]	16.56
ax HE20	2412 ~ 2462	1-11[11]	17.45
ax HE40	2422 ~ 2452	3-9[7]	16.84

5.4. TEST CHANNEL CONFIGURATION

IEEE Std. 802.11	Test Channel Number	Frequency
b	CH 1(Low Channel), CH 6(MID Channel), CH 11(High Channel)	2412 MHz, 2437 MHz, 2462 MHz
g	CH 1(Low Channel), CH 6(MID Channel), CH 11(High Channel)	2412 MHz, 2437 MHz, 2462 MHz
n HT20	CH 1(Low Channel), CH 6(MID Channel), CH 11(High Channel)	2412 MHz, 2437 MHz, 2462 MHz
n HT40	CH 3(Low Channel), CH 6(MID Channel), CH 9(High Channel)	2422 MHz, 2437 MHz, 2452 MHz
ax HE20	CH 1(Low Channel), CH 6(MID Channel), CH 11(High Channel)	2412 MHz, 2437 MHz, 2462 MHz
ax HE40	CH 3(Low Channel), CH 6(MID Channel), CH 9(High Channel)	2422 MHz, 2437 MHz, 2452 MHz

5.5. THE WORSE CASE POWER SETTING PARAMETER

The Worse Case Power Setting Parameter under 2400 ~ 2483.5MHz Band							
Test Software		RF Test tool					
Modulation Mode	Transmit Antenna Number	Test Channel					
		NCB: 20MHz			NCB: 40MHz		
		CH 1	CH 6	CH 11	CH 3	CH 6	CH 9
802.11b	1	22.5	21.5	21.5	/		
	2	26	24.5	25.5			
802.11g	1	21.5	21.5	21.5			
	2	21.5	21.5	21.5			
802.11n HT20	1	21	21	21			
	2	21	21	21			
802.11n HT40	1	/			20	21	19
	2				20	21	18
802.11ax HE20	1	20	20	20	/		
	2	20	20	20			
802.11ax HE40	1	/			19	19	19
	2				19	19	19

This report shall not be reproduced except in full, without the written approval of UL Verification Services (Guangzhou) Co., Ltd, Song Shan Lake Branch.

5.6. WORST-CASE CONFIGURATIONS

The EUT was tested in the following configuration(s):

Controlled in test mode using a software application on the EUT supplied by customer. The application was used to enable a continuous transmission and to select the mode, test channels, bandwidth, data rates as required.

Test channels referring to section 5.4.

Maximum power setting referring to section 5.5.

Worst-case data rates as provided by the client were:

802.11b mode: 1 Mbps
802.11g mode: 6 Mbps
802.11n HT20 mode: MCS0
802.11n HT40 mode: MCS0
802.11ax HE20 mode: MCS0
802.11ax HE40 mode: MCS0

802.11b/g only support SISO mode.
802.11n HT20/HT40/ax HE20/HE40 support SISO and MIMO mode.

802.11b/g SISO mode, Antenna 1 and Antenna 2 has the same power setting, so only Antenna 1 worst case test data were recorded in the report.

802.11n/ax SISO mode and MIMO mode have the same power setting, so only the worst case power mode(MIMO) will be record in the report.

The measured additional path loss was included in any path loss calculations for all RF cable used during tested.

Conducted output power, power spectral density tests separately on each port with all supported SISO & MIMO port combinations.

Conducted bandedge and spurious emissions tests were performed with SISO mode, as this port was found to have the worst case in terms of power settings amongst all supported possible SISO & MIMO port combinations.

Radiated emissions tests were performed with the MIMO modes. These were found to be the worst modulation scheme with regards to emissions after preliminary investigations and, as this mode emits the highest conducted output power level, it was deemed to be the worst case.

The EUT support Cyclic Shift Diversity(CDD), Space Time Coding(STBC), Spartial Division Multiplexing(SDM) modes. They use the same conducted power per chain in any given mode, so we only chose the worst case mode CDD for final testing.

This report shall not be reproduced except in full, without the written approval of UL Verification Services (Guangzhou) Co., Ltd, Song Shan Lake Branch.

5.7. DESCRIPTION OF AVAILABLE ANTENNAS

Antenna	Frequency (MHz)	Antenna Type	MAX Antenna Gain (dBi)
7	2412-2462	FPC	-1.3
6	2412-2462	FPC	-6.6

The EUT support Cyclic Shift Diversity(CDD) mode.

MIMO output power port and MIMO PSD port summing were performed in accordance with KDB 662911 D01. For the CDD results the Directional Gain was calculated in accordance with the following mothed.

For output power measurements:
Directional gain= G_{ANT} + Array Gain = -1.3 dBi
G_{ANT} : equal to the gain of the antenna having the highest gain
Array Gain = 0 dB (i.e., no array gain) for $N_{ANT} \leq 4$

For power spectral density (PSD) measurements:
Directional gain= G_{ANT} + Array Gain = 1.71 dBi
Array Gain = 10 log(N_{ANT}/N_{SS}) dB.
N_{ANT} : number of transmit antennas
N_{SS} : number of spatial streams, The worst case directional gain will occur when N_{SS} = 1

Test Mode	Transmit and Receive Mode	Description
IEEE 802.11b	☒2TX, 2RX	ANT 7 and ANT 6 can be used as transmitting/receiving antenna.
IEEE 802.11g	☒2TX, 2RX	ANT 7 and ANT 6 can be used as transmitting/receiving antenna.
IEEE 802.11n HT20	☒2TX, 2RX	ANT 7 and ANT 6 can be used as transmitting/receiving antenna.
IEEE 802.11n HT40	☒2TX, 2RX	ANT 7 and ANT 6 can be used as transmitting/receiving antenna.
IEEE 802.11ax HE20	☒2TX, 2RX	ANT 7 and ANT 6 can be used as transmitting/receiving antenna.
IEEE 802.11ax HE40	☒2TX, 2RX	ANT 7 and ANT 6 can be used as transmitting/receiving antenna.

This report shall not be reproduced except in full, without the written approval of UL Verification Services (Guangzhou) Co., Ltd, Song Shan Lake Branch.

5.8. SUPPORT UNITS FOR SYSTEM TEST

SUPPORT EQUIPMENT

Item	Equipment	Brand Name	Model Name	P/N
/	/	/	/	/

I/O CABLES

able No	Port	Connector Type	Cable Type	Cable Length(m)	Remarks
1	USB	Type C	/	1.0	/

ACCESSORY

Item	Accessory	Brand Name	Model Name	Description
1	Adapter	/	HW-059200BHQ	Input Voltage: 100-240V ~50/60Hz, 0.5A Output Voltage: 5Vdc, 2A

TEST SETUP

The EUT can work in an engineer mode by input command *#789033#*#*.
A fully charged battery was used during the test.

SETUP DIAGRAM FOR TESTS

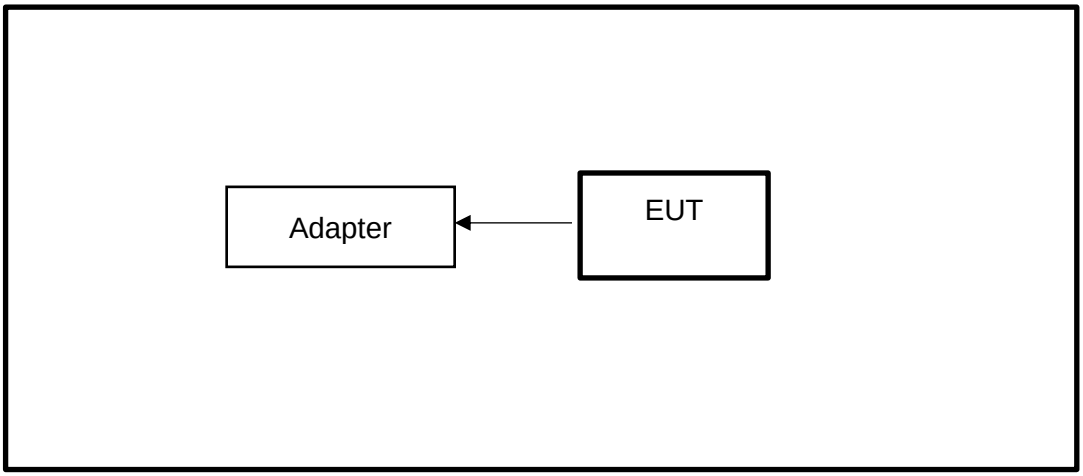

This report shall not be reproduced except in full, without the written approval of UL Verification Services (Guangzhou) Co., Ltd, Song Shan Lake Branch.

6. MEASURING EQUIPMENT AND SOFTWARE USED

R&S TS 8997 Test System					
Equipment	Manufacturer	Model No.	Serial No.	Last Cal.	Due. Date
Power sensor, Power Meter	R&S	OSP120	100921	Mar.31,2023	Mar.30,2024
Vector Signal Generator	R&S	SMBV100A	261637	Oct.12, 2023	Oct.11, 2024
Signal Generator	R&S	SMB100A	178553	Oct.12, 2023	Oct.11, 2024
Signal Analyzer	R&S	FSV40	101118	Oct.12, 2023	Oct.11, 2024

Software			
Description	Manufacturer	Name	Version
For R&S TS 8997 Test System	Rohde & Schwarz	EMC 32	10.60.10

Tonsend RF Test System					
Equipment	Manufacturer	Model No.	Serial No.	Last Cal.	Due. Date
Wideband Radio Communication Tester	R&S	CMW500	155523	Oct.12, 2023	Oct.11, 2024
Wireless Connectivity Tester	R&S	CMW270	1201.0002N75-102	Sep.25, 2023	Sep.24, 2024
PXA Signal Analyzer	Keysight	N9030A	MY55410512	Oct.12, 2023	Oct.11, 2024
MXG Vector Signal Generator	Keysight	N5182B	MY56200284	Oct.12, 2023	Oct.11, 2024
MXG Vector Signal Generator	Keysight	N5172B	MY56200301	Oct.12, 2023	Oct.11, 2024
DC power supply	Keysight	E3642A	MY55159130	Oct.12, 2023	Oct.11, 2024
Temperature & Humidity Chamber	SANMOOD	SG-80-CC-2	2088	Oct.12, 2023	Oct.11, 2024
Attenuator	Aglient	8495B	2814a12853	Oct.12, 2023	Oct.11, 2024
RF Control Unit	Tonscend	JS0806-2	23B80620666	April 18, 2023	April 17, 2024

Software			
Description	Manufacturer	Name	Version
Tonsend SRD Test System	Tonsend	JS1120-3 RF Test System	V3.2.22

This report shall not be reproduced except in full, without the written approval of UL Verification Services (Guangzhou) Co., Ltd, Song Shan Lake Branch.

Conducted Emissions					
Equipment	Manufacturer	Model No.	Serial No.	Last Cal.	Due Date
EMI Test Receiver	R&S	ESR3	101961	Oct.13, 2023	Oct.12, 2024
Two-Line V-Network	R&S	ENV216	101983	Oct.13, 2023	Oct.12, 2024
Artificial Mains Networks	Schwarzbeck	NSLK 8126	8126465	Oct.13, 2023	Oct.12, 2024

Software			
Description	Manufacturer	Name	Version
Test Software for Conducted Emissions	Farad	EZ-EMC	Ver. UL-3A1

Radiated Emissions					
Equipment	Manufacturer	Model No.	Serial No.	Last Cal.	Due Date
MXE EMI Receiver	KESIGHT	N9038A	MY56400036	Oct.12, 2023	Oct.11, 2024
Hybrid Log Periodic Antenna	TDK	HLP-3003C	130959	Aug.02, 2021	Aug.01, 2024
Preamplifier	HP	8447D	2944A09099	Oct.12, 2023	Oct.11, 2024
EMI Measurement Receiver	R&S	ESR26	101377	Oct.12, 2023	Oct.11, 2024
Horn Antenna	TDK	HRN-0118	130940	July 20, 2021	July 19, 2024
Preamplifier	TDK	PA-02-0118	TRS-305-00067	Oct.12, 2023	Oct.11, 2024
Horn Antenna	Schwarzbeck	BBHA9170	697	July 20, 2021	July 19, 2024
Preamplifier	TDK	PA-02-2	TRS-307-00003	Oct.12, 2023	Oct.11, 2024
Preamplifier	TDK	PA-02-3	TRS-308-00002	Oct.12, 2023	Oct.11, 2024
Loop antenna	Schwarzbeck	1519B	00008	Dec.14, 2021	Dec.13, 2024
Preamplifier	TDK	PA-02-001-3000	TRS-302-00050	Oct.12, 2023	Oct.11, 2024
High Pass Filter	Wi	WHKX10-2700-3000-18000-40SS	23	Oct.12, 2023	Oct.11, 2024
Highpass Filter	Wainwright	WHKX10-5850-6500-1800-40SS	4	Oct.12, 2023	Oct.11, 2024
Band Reject Filter	Wainwright	WRCJV12-5695-5725-5850-5880-40SS	4	Oct.12, 2023	Oct.11, 2024
Band Reject Filter	Wainwright	WRCJV20-5120-5150-5350-5380-60SS	2	Oct.12, 2023	Oct.11, 2024

This report shall not be reproduced except in full, without the written approval of UL Verification Services (Guangzhou) Co., Ltd, Song Shan Lake Branch.

Band Reject Filter	Wainwright	WRCJV20-5440-5470-5725-5755-60SS	1	Oct.12, 2023	Oct.11, 2024
Band Reject Filter	Wainwright	WRCJV8-2350-2400-2483.5-2533.5-40SS	4	Oct.12, 2023	Oct.11, 2024
Band Reject Filter	Wainwright	WRCD5-1879-1879.85-1880.15-1881-40SS	1	Oct.12, 2023	Oct.11, 2024
Notch Filter	Wainwright	WHJ10-882-980-7000-40SS	1	Oct.12, 2023	Oct.11, 2024
Highpass Filter	Xingbo	XBLBQ-GTA68	211115-2-1	Oct.12, 2023	Oct.11, 2024
Notch Filter (5905-6445 MHz)	Xingbo	XBLBQ-DZA175	210922-2-1	Oct.12, 2023	Oct.11, 2024
Notch Filter (6425-6525 MHz)	Xingbo	XBLBQ-DZA176	210922-2-2	Oct.12, 2023	Oct.11, 2024
Notch Filter (6825-7125 MHz)	Xingbo	XBLBQ-DZA177	210922-2-3	Oct.12, 2023	Oct.11, 2024
Notch Filter (6525-6875 MHz)	Xingbo	XBLBQ-DZA178	210922-2-4	Oct.12, 2023	Oct.11, 2024

Software			
Description	Manufacturer	Name	Version
Test Software for Radiated Emissions	Farad	EZ-EMC	Ver. UL-3A1

Other Instrument					
Equipment	Manufacturer	Model No.	Serial No.	Last Cal.	Due Date
Temperature humidity probe	OMEGA	ITHX-SD-5	18470007	Oct.21, 2023	Oct.20, 2024
Barometer	Yiyi	Baro	N/A	Oct.19, 2023	Oct.18, 2024
Attenuator	Agilent	8495B	2814a12853	Oct.12, 2023	Oct.11, 2024

This report shall not be reproduced except in full, without the written approval of UL Verification Services (Guangzhou) Co., Ltd, Song Shan Lake Branch.

7. ANTENNA PORT TEST RESULTS

7.1. CONDUCTED OUTPUT POWER

LIMITS

CFR 47 FCC Part15 (15.247) Subpart C			
Section	Test Item	Limit	Frequency Range (MHz)
CFR 47 FCC 15.247(b)(3)	AVG Output Power	1 watt or 30 dBm	2400-2483.5

TEST PROCEDURE

Refer to ANSI C63.10-2013 clause 11.9.2.3.1.

Connect the EUT to a low loss RF cable from the antenna port to the power sensor (video bandwidth is greater than the occupied bandwidth).
Measure peak emission level, the indicated level is the average output power, after any corrections for external attenuators and cables.
The test result in dBm by adding [10 log (1 / D)], where D is the duty cycle.

TEST SETUP

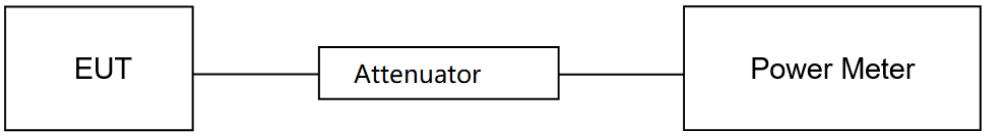

TEST ENVIRONMENT

Temperature	22.1℃	Relative Humidity	47.4%
Atmosphere Pressure	101kPa	Test Voltage	DC 3.87 V

TEST DATE / ENGINEER

Test Date	December 25, 2023	Test By	Johnson Liu

TEST RESULTS

Please refer to section "Test Data" - Appendix B

This report shall not be reproduced except in full, without the written approval of UL Verification Services (Guangzhou) Co., Ltd, Song Shan Lake Branch.

7.2. 6DB BANDWIDTH AND 99% OCCUPIED BANDWIDTH

LIMITS

CFR 47 FCC Part15 (15.247) Subpart C			
Section	Test Item	Limit	Frequency Range (MHz)
CFR 47 FCC 15.247(a)(2)	6 dB Bandwidth	≥ 500 kHz	2400-2483.5
ISED RSS-Gen Clause 6.7	99 % Occupied Bandwidth	For reporting purposes only.	2400-2483.5

TEST PROCEDURE

Refer to ANSI C63.10-2013 clause 11.8 for DTS bandwidth and clause 6.9 for Occupied Bandwidth.

Connect the EUT to the spectrum analyzer and use the following settings:

Center Frequency	The center frequency of the channel under test
Frequency Span	For 6 dB Bandwidth: Enough to capture all products of the modulation carrier emission For 99 % Occupied Bandwidth: Between 1.5 times and 5.0 times the OBW
Detector	Peak
RBW	For 6 dB Bandwidth: 100 kHz For 99 % Occupied Bandwidth: 1 % to 5 % of the occupied bandwidth
VBW	For 6 dB Bandwidth: ≥3 × RBW For 99 % Occupied Bandwidth: ≥3 × RBW
Trace	Max hold
Sweep	Auto couple

a) Use the 99 % power bandwidth function of the instrument, allow the trace to stabilize and report the measured bandwidth.

b) Allow the trace to stabilize and measure the maximum width of the emission that is constrained by the frequencies associated with the two outermost amplitude points (upper and lower frequencies) that are attenuated by 6 dB relative to the maximum level measured in the fundamental emission.

TEST SETUP

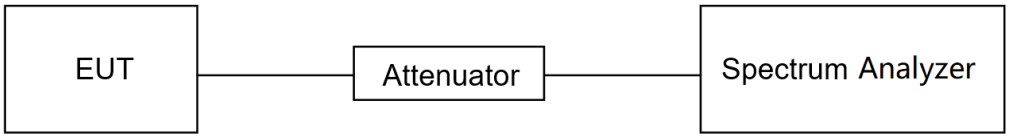

This report shall not be reproduced except in full, without the written approval of UL Verification Services (Guangzhou) Co., Ltd, Song Shan Lake Branch.

TEST ENVIRONMENT

Temperature	22.1℃	Relative Humidity	47.4%
Atmosphere Pressure	101kPa	Test Voltage	DC 3.87 V

TEST DATE / ENGINEER

Test Date	November 17, 2023	Test By	Johnson Liu

TEST RESULTS

Please refer to section "Test Data" - Appendix C&D

This report shall not be reproduced except in full, without the written approval of UL Verification Services (Guangzhou) Co., Ltd, Song Shan Lake Branch.

7.3. POWER SPECTRAL DENSITY

LIMITS

CFR 47 FCC Part15 (15.247) Subpart C			
Section	Test Item	Limit	Frequency Range (MHz)
CFR 47 FCC §15.247 (e)	Power Spectral Density	8 dBm in any 3 kHz band	2400-2483.5

TEST PROCEDURE

Refer to ANSI C63.10-2013 clause 11.10.5.

Connect the EUT to the spectrum analyzer and use the following settings:

Center Frequency	The center frequency of the channel under test
Detector	power averaging (rms)
RBW	3 kHz ≤ RBW ≤ 100 kHz
VBW	≥3 × RBW
Span	1.5 x OBW bandwidth
Trace	Employ trace averaging(rms)mode over a minimum of 100 traces
Sweep time	Auto couple

Allow trace to fully stabilize and use the peak marker function to determine the maximum amplitude level within the RBW.
If measured value exceeds limit, reduce RBW (no less than 3 kHz) and repeat.

TEST SETUP

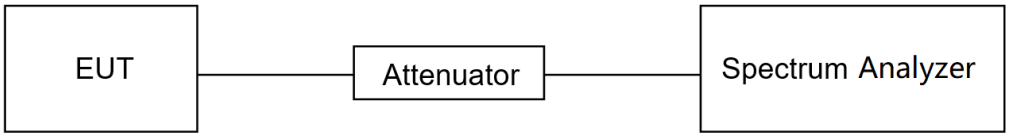

TEST ENVIRONMENT

Temperature	22.1℃	Relative Humidity	47.4%
Atmosphere Pressure	101kPa	Test Voltage	DC 3.87 V

TEST DATE / ENGINEER

Test Date	November 18, 2023	Test By	Johnson Liu

TEST RESULTS

Please refer to section "Test Data" - Appendix E

This report shall not be reproduced except in full, without the written approval of UL Verification Services (Guangzhou) Co., Ltd, Song Shan Lake Branch.

7.4. CONDUCTED BAND EDGE AND SPURIOUS EMISSION

TEST PROCEDURE

Refer to ANSI C63.10-2013 clause 11.11 and 11.13.

Connect the EUT to the spectrum analyzer and use the following settings for reference level measurement:

Center Frequency	The center frequency of the channel under test
Detector	Peak
RBW	100 kHz
VBW	≥3 × RBW
Span	1.5 x DTS bandwidth
Trace	Max hold
Sweep time	Auto couple.

Allow trace to fully stabilize and use the peak marker function to determine the maximum PSD level.
Change the settings for emission level measurement:

Span	Set the center frequency and span to encompass frequency range to be measured
Detector	Peak
RBW	100 kHz
VBW	≥3 × RBW
measurement points	≥span/RBW
Trace	Max hold
Sweep time	Auto couple.

Allow trace to fully stabilize and use the peak marker function to determine the maximum PSD level. Ensure that the amplitude of all unwanted emissions outside of the authorized frequency band (excluding restricted frequency bands) is attenuated by at least the minimum requirements specified in 11.11.

TEST SETUP

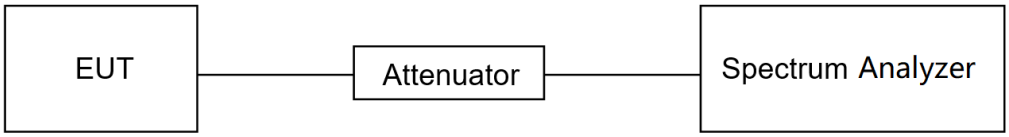

TEST ENVIRONMENT

Temperature	22.1℃	Relative Humidity	47.4%
Atmosphere Pressure	101kPa	Test Voltage	DC 3.87 V

TEST DATE / ENGINEER

Test Date	November 18, 2023	Test By	Johnson Liu

This report shall not be reproduced except in full, without the written approval of UL Verification Services (Guangzhou) Co., Ltd, Song Shan Lake Branch.

TEST RESULTS

Please refer to section "Test Data" - Appendix F&G

This report shall not be reproduced except in full, without the written approval of UL Verification Services (Guangzhou) Co., Ltd, Song Shan Lake Branch.

7.5. DUTY CYCLE

LIMITS

None; for reporting purposes only.

TEST PROCEDURE

Refer to ANSI C63.10-2013 clause 11.6 Zero – Span Spectrum Analyzer method.

TEST SETUP

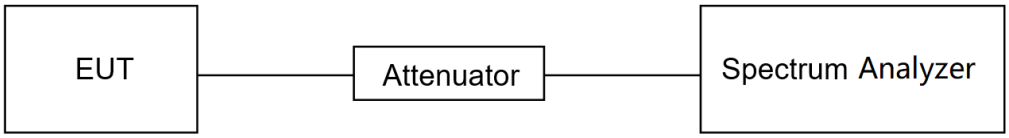

TEST ENVIRONMENT

Temperature	22.1℃	Relative Humidity	47.4%
Atmosphere Pressure	101kPa	Test Voltage	DC 3.87 V

TEST DATE / ENGINEER

Test Date	November 18, 2023	Test By	Johnson Liu

TEST RESULTS

Please refer to section "Test Data" - Appendix A

This report shall not be reproduced except in full, without the written approval of UL Verification Services (Guangzhou) Co., Ltd, Song Shan Lake Branch.

8. RADIATED TEST RESULTS

LIMITS

Please refer to CFR 47 FCC §15.205 and §15.209.

Radiation Disturbance Test Limit for FCC (Class B) (9 kHz ~ 1 GHz)

Emissions radiated outside of the specified frequency bands above 30 MHz			
Frequency Range (MHz)	Field Strength Limit (uV/m) at 3 m	Field Strength Limit (dBuV/m) at 3 m	
		Quasi-Peak	
30 - 88	100	40	
88 - 216	150	43.5	
216 - 960	200	46	
Above 960	500	54	
Above 1000	500	Peak	Average
		74	54

FCC Emissions radiated outside of the specified frequency bands below 30 MHz		
Frequency (MHz)	Field strength (microvolts/meter)	Measurement distance (meters)
0.009-0.490	2400/F(kHz)	300
0.490-1.705	24000/F(kHz)	30
1.705-30.0	30	30

FCC Restricted bands of operation refer to FCC §15.205 (a):

MHz	MHz	MHz	GHz
0.090-0.110	16.42-16.423	399.9-410	4.5-5.15
[1]0.495-0.505	16.69475-16.69525	608-614	5.35-5.46
2.1735-2.1905	16.80425-16.80475	960-1240	7.25-7.75
4.125-4.128	25.5-25.67	1300-1427	8.025-8.5
4.17725-4.17775	37.5-38.25	1435-1626.5	9.0-9.2
4.20725-4.20775	73-74.6	1645.5-1646.5	9.3-9.5
6.215-6.218	74.8-75.2	1660-1710	10.6-12.7
6.26775-6.26825	108-121.94	1718.8-1722.2	13.25-13.4
6.31175-6.31225	123-138	2200-2300	14.47-14.5
8.291-8.294	149.9-150.05	2310-2390	15.35-16.2
8.362-8.366	156.52475-156.52525	2483.5-2500	17.7-21.4
8.37625-8.38675	156.7-156.9	2690-2900	22.01-23.12
8.41425-8.41475	162.0125-167.17	3260-3267	23.6-24.0
12.29-12.293	167.72-173.2	3332-3339	31.2-31.8
12.51975-12.52025	240-285	3345.8-3358	36.43-36.5
12.57675-12.57725	322-335.4	3600-4400	([2])
13.36-13.41			

Note: [1]Until February 1, 1999, this restricted band shall be 0.490-0.510 MHz.
[2]Above 38.6c

This report shall not be reproduced except in full, without the written approval of UL Verification Services (Guangzhou) Co., Ltd, Song Shan Lake Branch.

TEST PROCEDURE

Below 30 MHz

The setting of the spectrum analyzer

RBW	200 Hz (From 9 kHz to 0.15 MHz)/ 9 kHz (From 0.15 MHz to 30 MHz)
VBW	200 Hz (From 9 kHz to 0.15 MHz)/ 9 kHz (From 0.15 MHz to 30 MHz)
Sweep	Auto

1. The testing follows the guidelines in ANSI C63.10-2013 clause 6.4.

2. The EUT was arranged to its worst case and then turntable (from 0 degree to 360 degrees) to find the maximum reading. A pre-amp and a high pass filter are used for the test in order to get better signal level. Both Horizontal, Face-on and Face-off polarizations of the antenna are set to make the measurement.

3. The EUT was placed on a turntable with 80 cm above ground.

4. The EUT was set 3 meters from the interference receiving antenna, which was mounted on the top of a 1 m height antenna tower.

5. The radiated emission limits are based on measurements employing a CISPR quasi-peak detector except for the frequency bands 9-90 kHz, 110-490 kHz and above 1000 MHz Radiated emission limits in these three bands are based on measurements employing an average detector.

6. For measurement below 1 GHz, the initial step in collecting conducted emission data is a spectrum analyzer peak detector mode pre-scanning the measurement frequency range. Significant peaks are then marked and then Quasi Peak and average detector mode re-measured. If the emission level of the EUT measured by the peak detector is 3 dB lower than the applicable limit, the peak emission level will be reported. Otherwise, the emission measurement will be repeated using the quasi-peak and average detector and reported.

7. Although these tests were performed other than open field site, adequate comparison measurements were confirmed against 30m open field site. Therefore sufficient tests were made to demonstrate that the alternative site produces results that correlate with the ones of tests made in an open field site based on KDB 414788.

8. The limits in CFR 47, Part 15, Subpart C, paragraph 15.209 (a), are identical to those in RSS-GEN Section 8.9, Table 6, since the measurements are performed in terms of magnetic field strength and converted to electric field strength levels (as reported in the table) using the free space impedance of 377Ω. For example, the measurement frequency X kHz resulted in a level of Y dBuV/m, which is equivalent to Y-51.5 = Z dBuA/m, which has the same margin, W dB, to the corresponding RSS-GEN Table 6 limit as it has to be 15.209(a) limit.

This report shall not be reproduced except in full, without the written approval of UL Verification Services (Guangzhou) Co., Ltd, Song Shan Lake Branch.

Below 1 GHz and above 30 MHz

The setting of the spectrum analyzer

RBW	120 kHz
VBW	300 kHz
Sweep	Auto
Detector	Peak/QP
Trace	Max hold

1. The testing follows the guidelines in ANSI C63.10-2013 clause 6.5.

2. The EUT was arranged to its worst case and then tune the antenna tower (from 1 m to 4 m) and turntable (from 0 degree to 360 degrees) to find the maximum reading. A pre-amp and a high pass filter are used for the test in order to get better signal level. Both horizontal and vertical polarizations of the antenna are set to make the measurement.

3. The EUT was placed on a turntable with 80 cm above ground.

4. The EUT was set 3 meters from the interference receiving antenna, which was mounted on the top of a variable height antenna tower.

5. For measurement below 1 GHz, the initial step in collecting conducted emission data is a spectrum analyzer peak detector mode pre-scanning the measurement frequency range. Significant peaks are then marked and then Quasi Peak detector mode re-measured. If the emission level of the EUT measured by the peak detector is 3 dB lower than the applicable limit, the peak emission level will be reported. Otherwise, the emission measurement will be repeated using the quasi-peak detector and reported.

This report shall not be reproduced except in full, without the written approval of UL Verification Services (Guangzhou) Co., Ltd, Song Shan Lake Branch.

Above 1 GHz

The setting of the spectrum analyzer

RBW	1 MHz
VBW	PEAK: 3 MHz AVG: see note 6
Sweep	Auto
Detector	Peak
Trace	Max hold

1. The testing follows the guidelines in ANSI C63.10-2013 clause 6.6.

2. The EUT was arranged to its worst case and then tune the antenna tower (from 1 m to 4 m) and turntable (from 0 degree to 360 degrees) to find the maximum reading. A pre-amp and a high pass filter are used for the test in order to get better signal level. Both horizontal and vertical polarizations of the antenna are set to make the measurement.

3. The EUT was placed on a turntable with 1.5 m above ground.

4. The EUT was set 3 meters from the interference receiving antenna, which was mounted on the top of a variable height antenna tower.

5. For measurement above 1 GHz, the emission measurement will be measured by the peak detector. This peak level, once corrected, must comply with the limit specified in Section 15.209.

6. For measurements above 1 GHz the resolution bandwidth is set to 1 MHz, then the video bandwidth is set to 3 MHz for peak measurements and 1 MHz resolution bandwidth with 1/T video bandwidth with peak detector for average measurements. For the Duty Cycle please refer to clause 7.5. ON TIME AND DUTY CYCLE.

X axis, Y axis, Z axis positions:

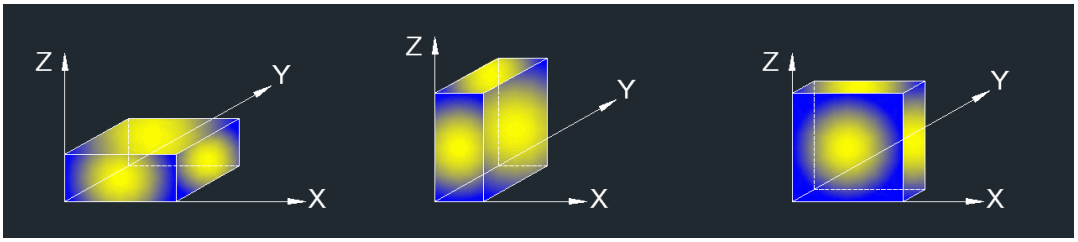

Note 1: For all radiated test, EUT in each of three orthogonal axis emissions had been tested, but only the worst case (X axis) data recorded in the report.

Note 2: The EUT was fully exercised with external accessories during the test. In the case of multiple accessory external ports, an external accessory shall be connected to one of each type of port.

This report shall not be reproduced except in full, without the written approval of UL Verification Services (Guangzhou) Co., Ltd, Song Shan Lake Branch.

For Restricted Bandedge:
Note:
1. Measurement = Reading Level + Correct Factor.
2. If the peak values are less than the average limit of 54 dBuV/m, the average result is deemed to comply with average limit.
3. PK=Peak: Peak detector.
4. AV=Average: VBW=1/Ton, where: Ton is the transmitting duration.
5. For the transmitting duration, please refer to clause 7.5.
6. Only the worst data was recorded, if it complies with the limit, the other emissions deemed to comply with the limit.
7. Both horizontal and vertical have been tested, only the worst data was recorded in the report.
8. All modes have been tested, but only the worst data was recorded in the report.

For Radiate Spurious emission (9 kHz ~ 30 MHz):
Note:
1. Measurement = Reading Level + Correct Factor.
2. If the peak values are less than the QP limit, the QP result is deemed to comply with QP limit.
3. All 3 polarizations (Horizontal, Face-on and Face-off) of the loop antenna had been tested, but only the worst data recorded in the report.
4. All modes have been tested, but only the worst data was recorded in the report.
5. dBuA/m= dBuV/m- 20Log10[120π] = dBuV/m- 51.5

For Radiate Spurious Emission (30 MHz ~ 1 GHz):
Note:
1. Result Level = Read Level + Correct Factor.
2. If the peak values are less than the QP limit, the QP result is deemed to comply with QP limit.
3. All modes have been tested, but only the worst data was recorded in the report.

For Radiate Spurious Emission (1 GHz ~ 3 GHz):
Note:
1. Measurement = Reading Level + Correct Factor.
2. If the peak values are less than the average limit of 54 dBuV/m, the average result is deemed to comply with average limit.
3. Peak: Peak detector.
4. AVG: VBW=1/Ton, where: Ton is the transmitting duration.
5. For the transmitting duration, please refer to clause 7.5.
6. Filter losses were only considered in the spurious frequency bands and the authorized band was not corrected for Band reject filter losses.
7. Proper operation of the transmitter prior to adding the filter to the measurement chain.
8. All modes have been tested, but only the worst data was recorded in the report.

This report shall not be reproduced except in full, without the written approval of UL Verification Services (Guangzhou) Co., Ltd, Song Shan Lake Branch.

For Radiate Spurious Emission (3 GHz ~ 18 GHz):
Note:
1. Peak Result = Reading Level + Correct Factor.
2. If the peak values are less than the average limit of 54 dBuV/m, the average result is deemed to comply with average limit.
3. Peak: Peak detector.
4. AVG: VBW=1/Ton, where: Ton is the transmitting duration.
5. For the transmitting duration, please refer to clause 7.5.
6. Filter losses were only considered in the spurious frequency bands and the authorized band was not corrected for High Pass Filter losses.
7. Proper operation of the transmitter prior to adding the filter to the measurement chain.
8. All modes have been tested, but only the worst data was recorded in the report.

For Radiate Spurious emission (18 GHz ~ 26 GHz):
Note:
1. Measurement = Reading Level + Correct Factor.
2. If the peak values are less than the average limit of 54 dBuV/m, the average result is deemed to comply with average limit.
3. Peak: Peak detector.
4. All modes have been tested, but only the worst data was recorded in the report.

TEST SETUP

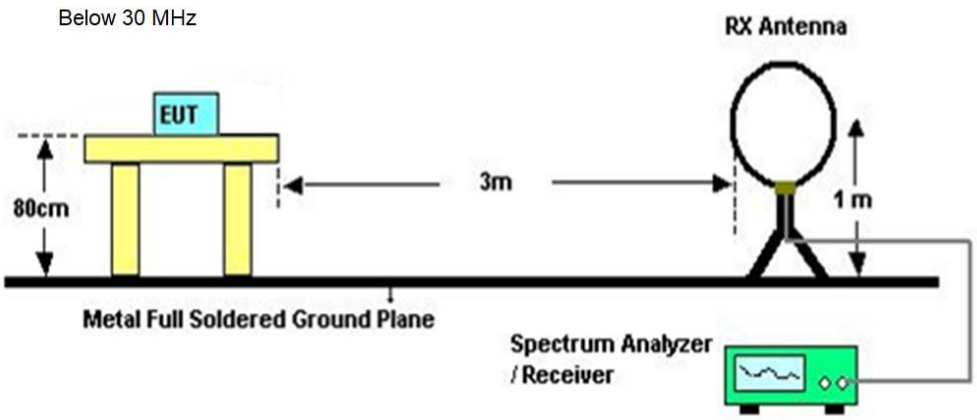

This report shall not be reproduced except in full, without the written approval of UL Verification Services (Guangzhou) Co., Ltd, Song Shan Lake Branch.

Below 1 GHz and above 30 MHz

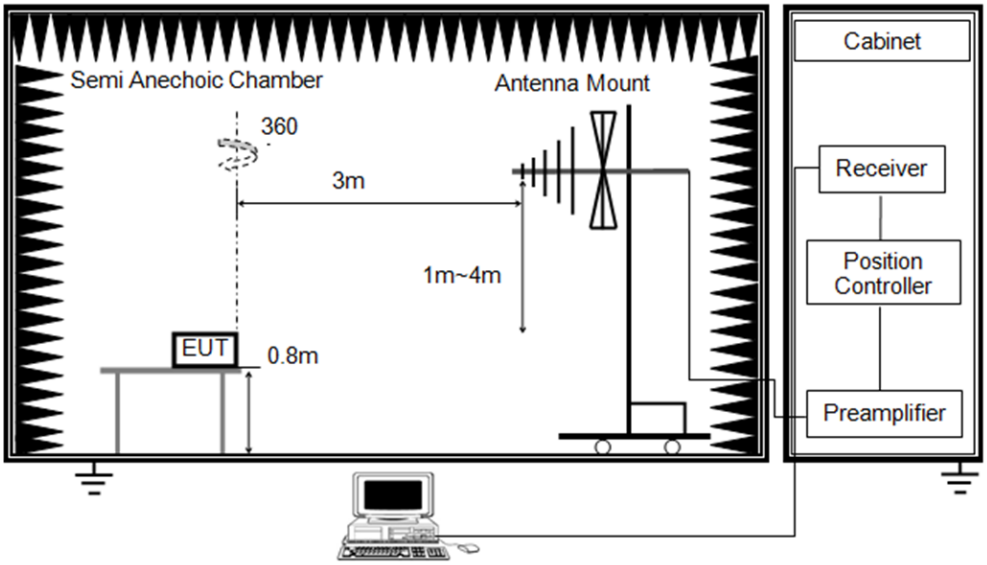

Above 1 GHz

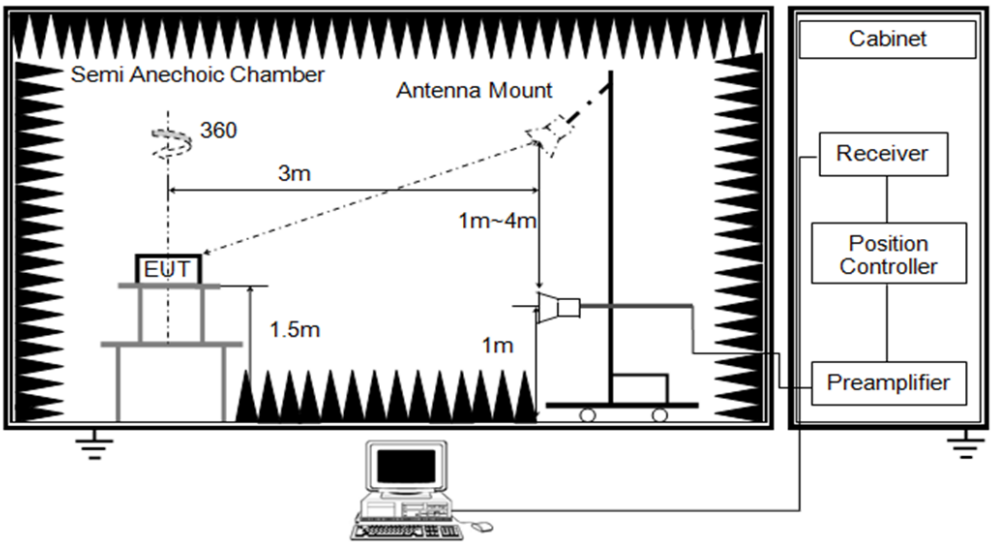

TEST ENVIRONMENT

Temperature	24.9℃	Relative Humidity	60%
Atmosphere Pressure	101kPa	Test Voltage	

TEST DATE / ENGINEER

Test Date	December 5, 2023	Test By	Rex Huang

TEST RESULTS

This report shall not be reproduced except in full, without the written approval of UL Verification Services (Guangzhou) Co., Ltd, Song Shan Lake Branch.

8.1. RESTRICTED BANDEDGE

Test Mode:	802.11b PK	Frequency(MHz):	2412
Polarity:	Horizontal	Test Voltage:	DC 3.87 V

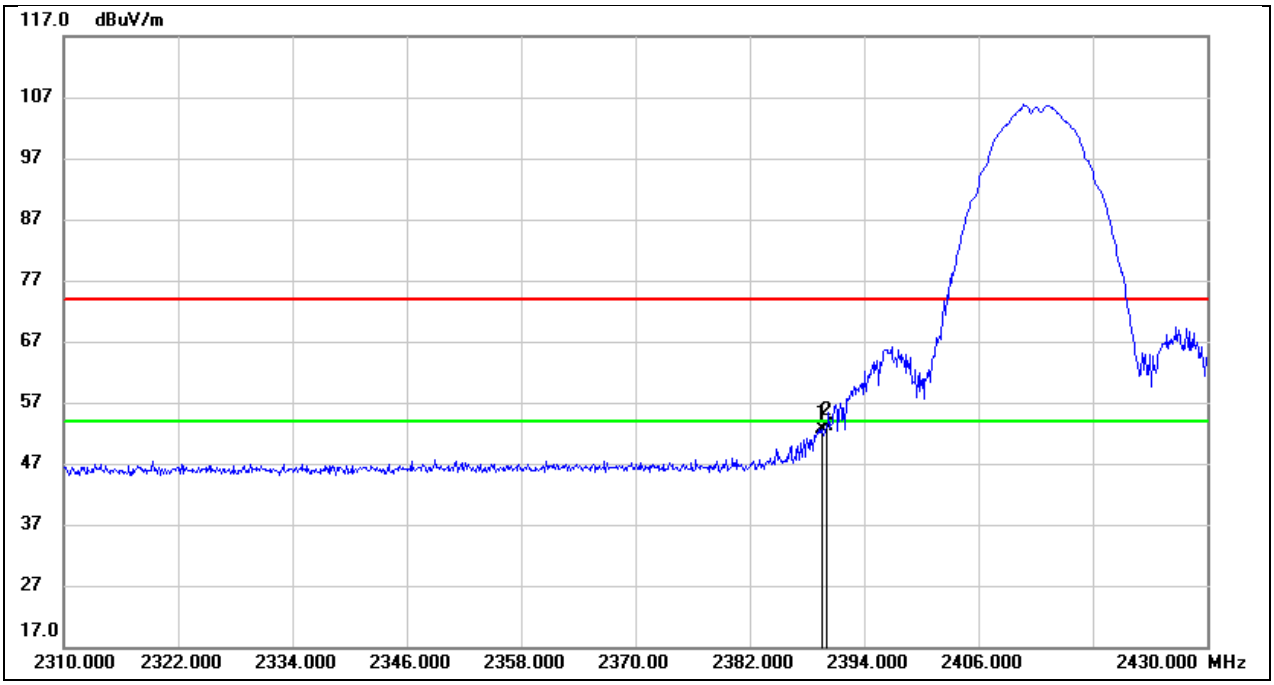

No.	Frequency (MHz)	Reading (dBuV)	Correct (dB/m)	Result (dBuV/m)	Limit (dBuV/m)	Margin (dB)	Remark
1	2389.560	20.44	32.16	52.60	74.00	-21.40	peak
2	2390.000	21.03	32.16	53.19	74.00	-20.81	peak

This report shall not be reproduced except in full, without the written approval of UL Verification Services (Guangzhou) Co., Ltd, Song Shan Lake Branch.

Test Mode:	802.11b AV	Frequency(MHz):	2412
Polarity:	Horizontal	Test Voltage:	DC 3.87 V

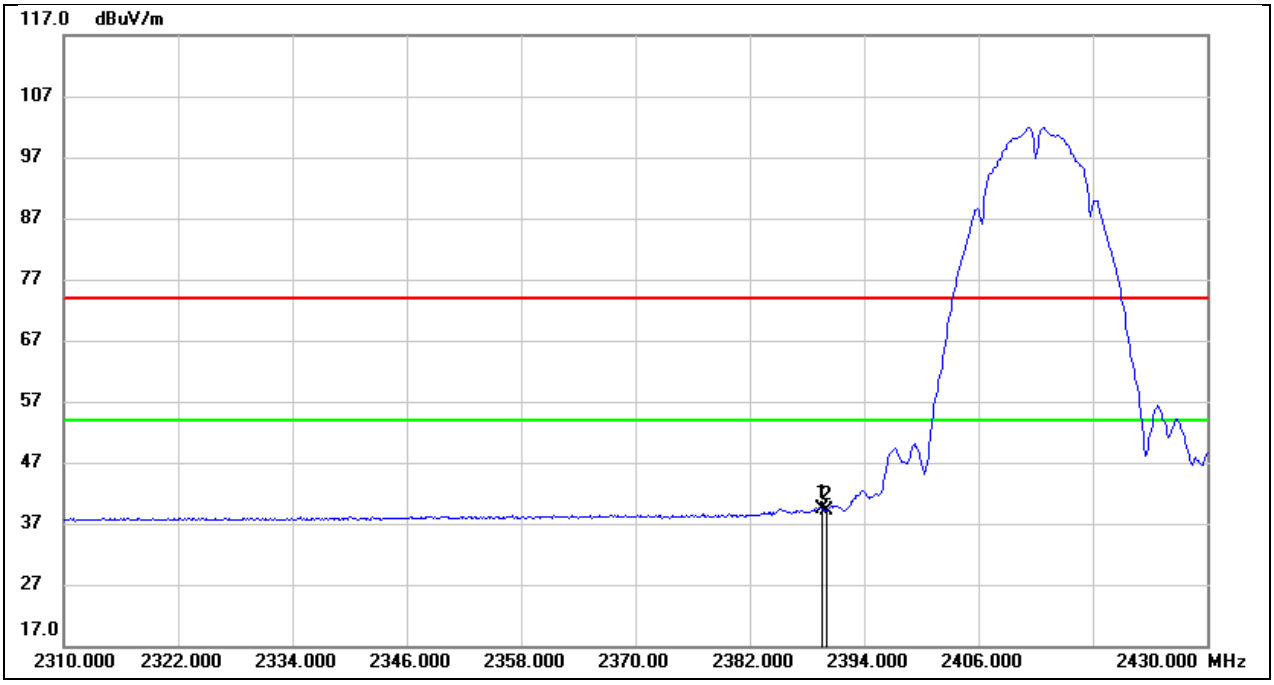

No.	Frequency (MHz)	Reading (dBuV)	Correct (dB/m)	Result (dBuV/m)	Limit (dBuV/m)	Margin (dB)	Remark
1	2389.560	7.31	32.16	39.47	54.00	-14.53	AVG
2	2390.000	7.02	32.16	39.18	54.00	-14.82	AVG

This report shall not be reproduced except in full, without the written approval of UL Verification Services (Guangzhou) Co., Ltd, Song Shan Lake Branch.

Test Mode:	802.11b PK	Frequency(MHz):	2412
Polarity:	Vertical	Test Voltage:	DC 3.87 V

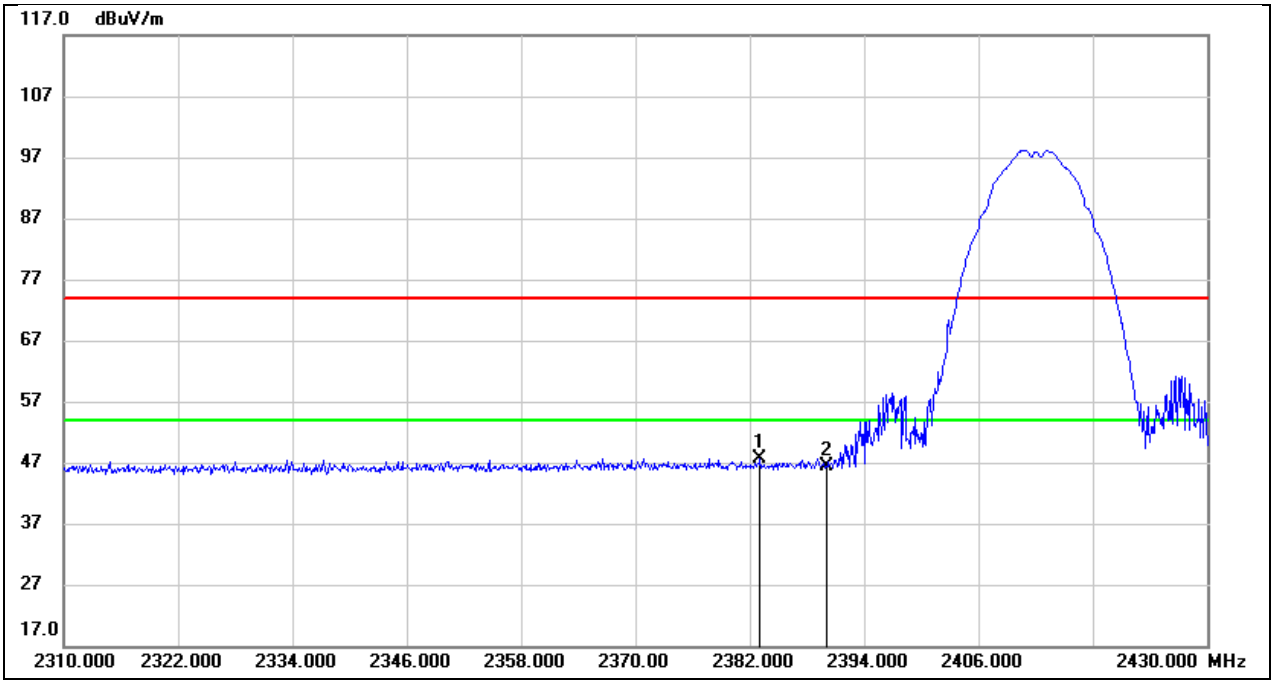

No.	Frequency (MHz)	Reading (dBuV)	Correct (dB/m)	Result (dBuV/m)	Limit (dBuV/m)	Margin (dB)	Remark
1	2383.080	15.54	32.14	47.68	74.00	-26.32	peak
2	2390.000	14.16	32.16	46.32	74.00	-27.68	peak

This report shall not be reproduced except in full, without the written approval of UL Verification Services (Guangzhou) Co., Ltd, Song Shan Lake Branch.

Test Mode:	802.11b PK	Frequency(MHz):	2462
Polarity:	Horizontal	Test Voltage:	DC 3.87 V

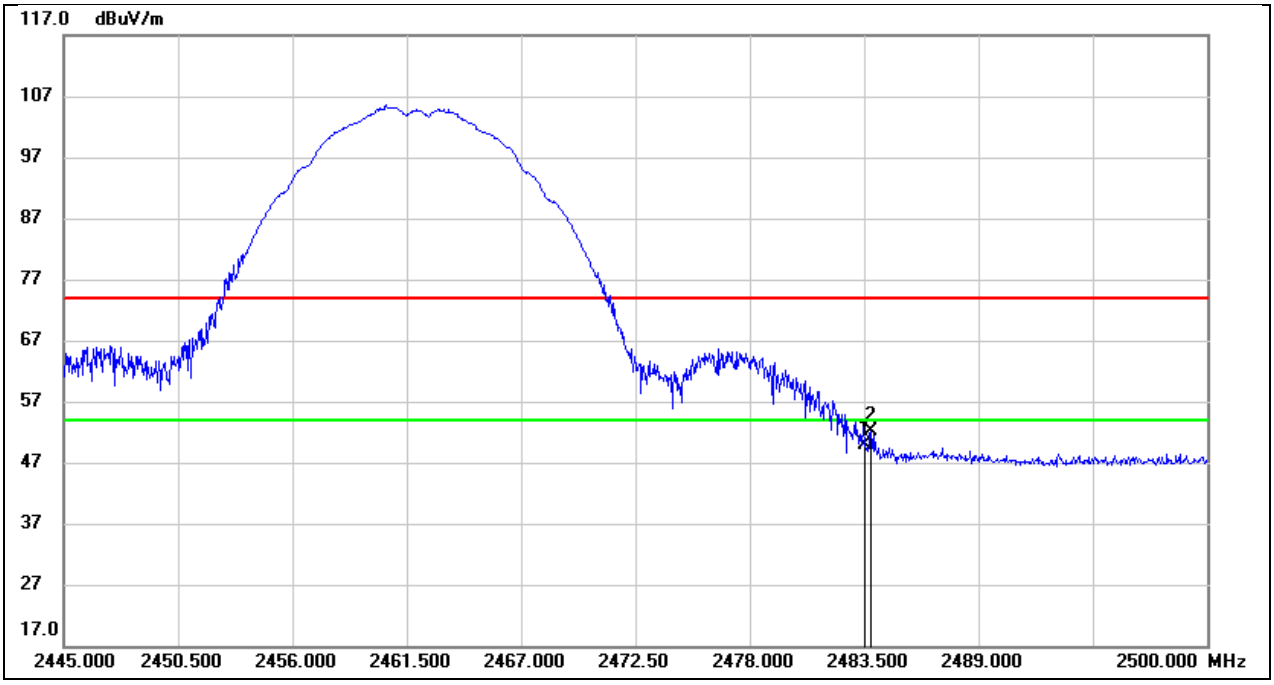

No.	Frequency (MHz)	Reading (dBuV)	Correct (dB/m)	Result (dBuV/m)	Limit (dBuV/m)	Margin (dB)	Remark
1	2483.500	17.43	32.44	49.87	74.00	-24.13	peak
2	2483.830	19.80	32.44	52.24	74.00	-21.76	peak

This report shall not be reproduced except in full, without the written approval of UL Verification Services (Guangzhou) Co., Ltd, Song Shan Lake Branch.

Test Mode:	802.11g PK	Frequency(MHz):	2412
Polarity:	Horizontal	Test Voltage:	DC 3.87 V

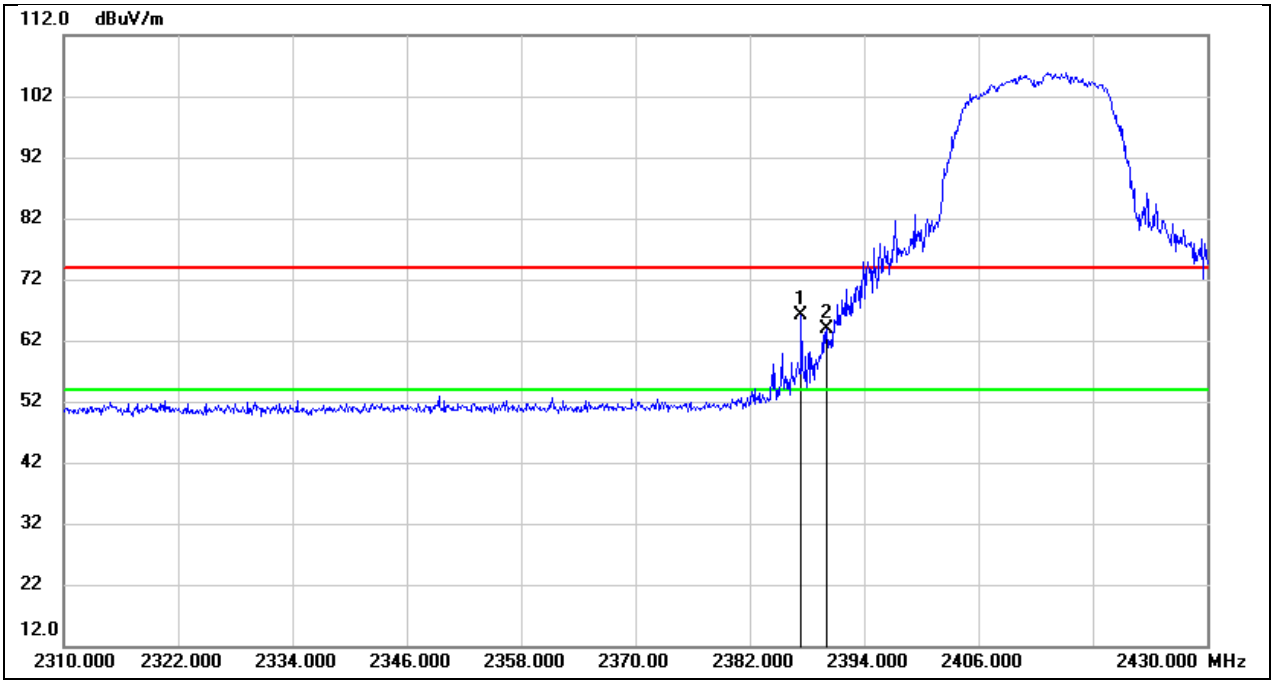

No.	Frequency (MHz)	Reading (dBuV)	Correct (dB/m)	Result (dBuV/m)	Limit (dBuV/m)	Margin (dB)	Remark
1	2387.400	33.88	32.15	66.03	74.00	-7.97	peak
2	2390.000	31.61	32.16	63.77	74.00	-10.23	peak

This report shall not be reproduced except in full, without the written approval of UL Verification Services (Guangzhou) Co., Ltd, Song Shan Lake Branch.

Test Mode:	802.11g AV	Frequency(MHz):	2412
Polarity:	Horizontal	Test Voltage:	DC 3.87 V

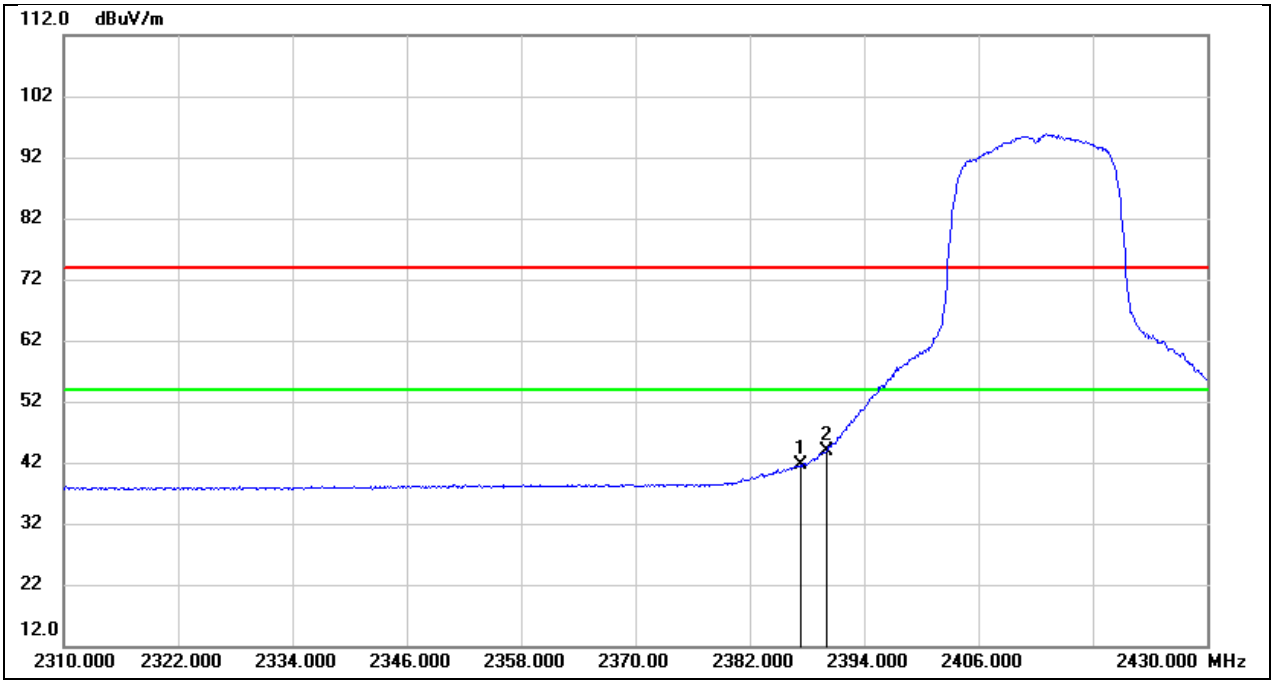

No.	Frequency (MHz)	Reading (dBuV)	Correct (dB/m)	Result (dBuV/m)	Limit (dBuV/m)	Margin (dB)	Remark
1	2387.400	9.57	32.15	41.72	54.00	-12.28	AVG
2	2390.000	11.80	32.16	43.96	54.00	-10.04	AVG

This report shall not be reproduced except in full, without the written approval of UL Verification Services (Guangzhou) Co., Ltd, Song Shan Lake Branch.

Test Mode:	802.11g PK	Frequency(MHz):	2462
Polarity:	Horizontal	Test Voltage:	DC 3.87 V

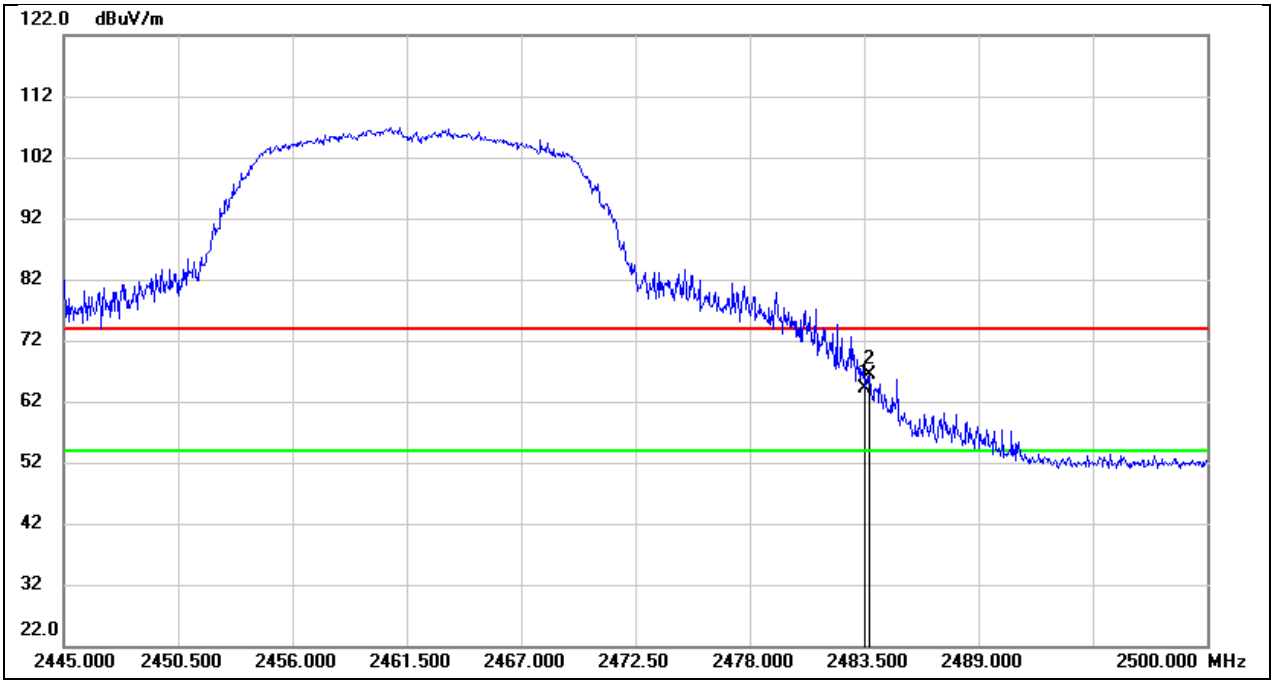

No.	Frequency (MHz)	Reading (dBuV)	Correct (dB/m)	Result (dBuV/m)	Limit (dBuV/m)	Margin (dB)	Remark
1	2483.500	31.81	32.44	64.25	74.00	-9.75	peak
2	2483.775	33.93	32.44	66.37	74.00	-7.63	peak

This report shall not be reproduced except in full, without the written approval of UL Verification Services (Guangzhou) Co., Ltd, Song Shan Lake Branch.

Test Mode:	802.11g AV	Frequency(MHz):	2462
Polarity:	Horizontal	Test Voltage:	DC 3.87 V

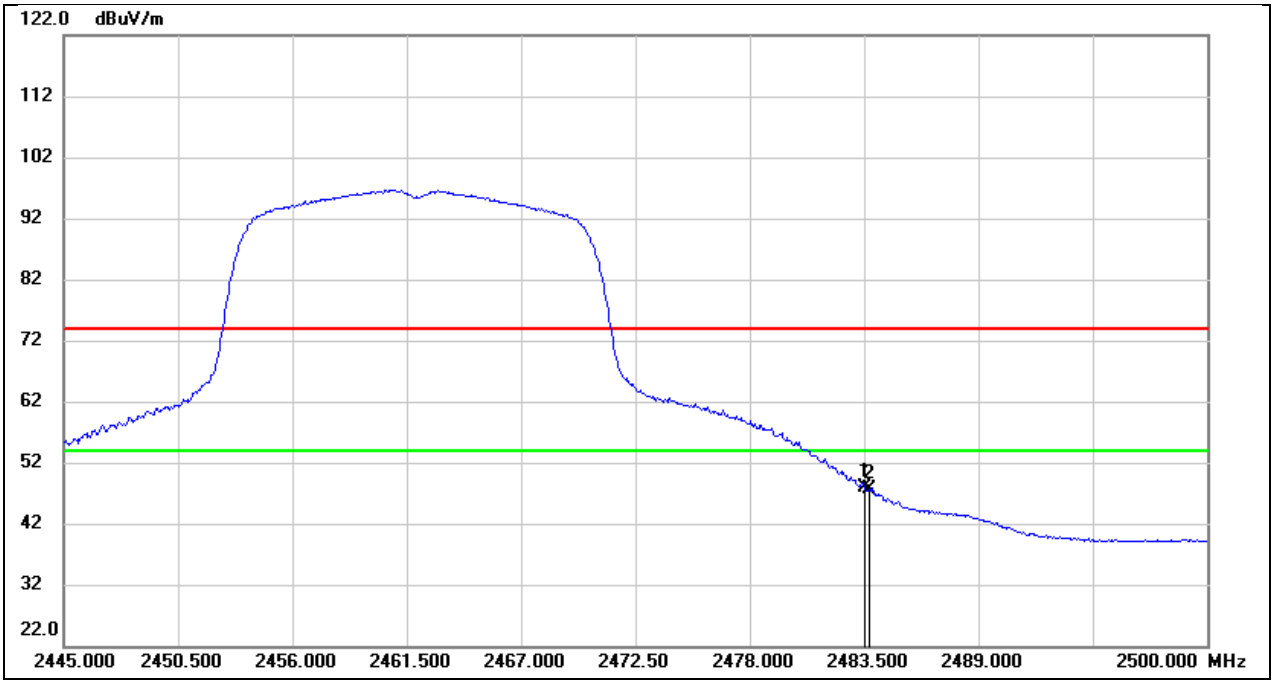

No.	Frequency (MHz)	Reading (dBuV)	Correct (dB/m)	Result (dBuV/m)	Limit (dBuV/m)	Margin (dB)	Remark
1	2483.500	15.39	32.44	47.83	54.00	-6.17	AVG
2	2483.775	15.12	32.44	47.56	54.00	-6.44	AVG

This report shall not be reproduced except in full, without the written approval of UL Verification Services (Guangzhou) Co., Ltd, Song Shan Lake Branch.

Test Mode:	802.11n HT20 PK	Frequency(MHz):	2412
Polarity:	Horizontal	Test Voltage:	DC 3.87 V

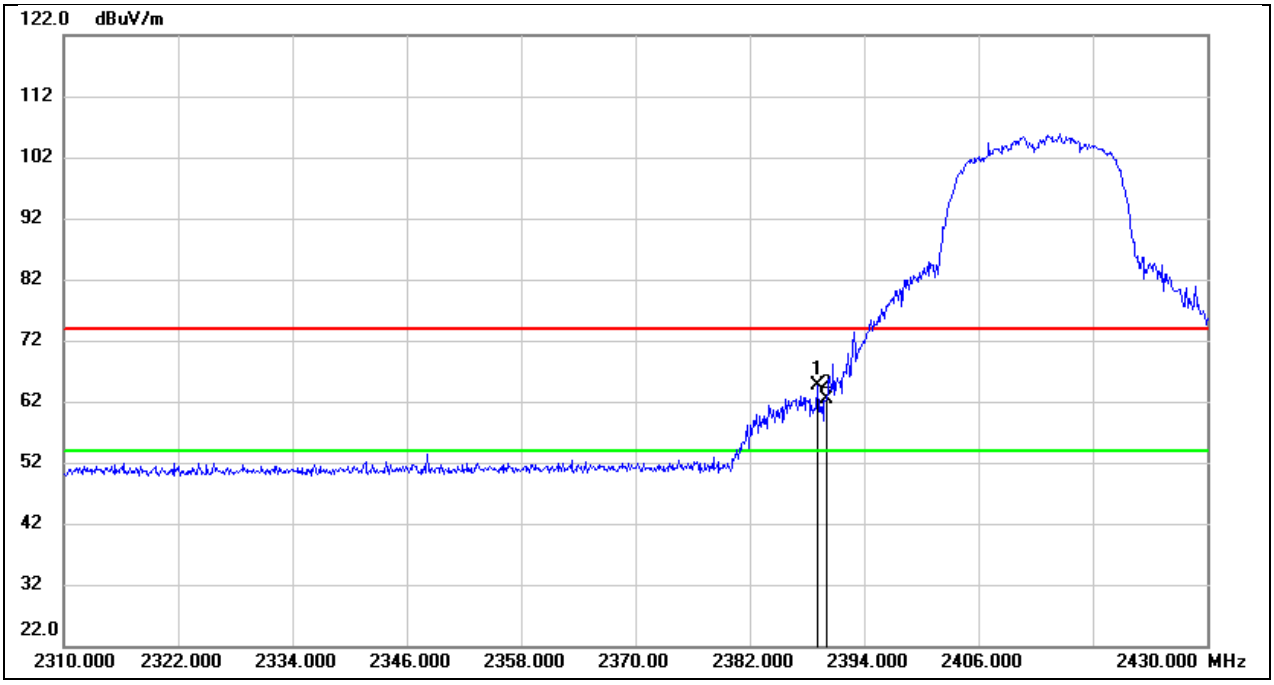

No.	Frequency (MHz)	Reading (dBuV)	Correct (dB/m)	Result (dBuV/m)	Limit (dBuV/m)	Margin (dB)	Remark
1	2389.080	32.50	32.16	64.66	74.00	-9.34	peak
2	2390.000	30.17	32.16	62.33	74.00	-11.67	peak

This report shall not be reproduced except in full, without the written approval of UL Verification Services (Guangzhou) Co., Ltd, Song Shan Lake Branch.

Test Mode:	802.11n HT20 AV	Frequency(MHz):	2412
Polarity:	Horizontal	Test Voltage:	DC 3.87 V

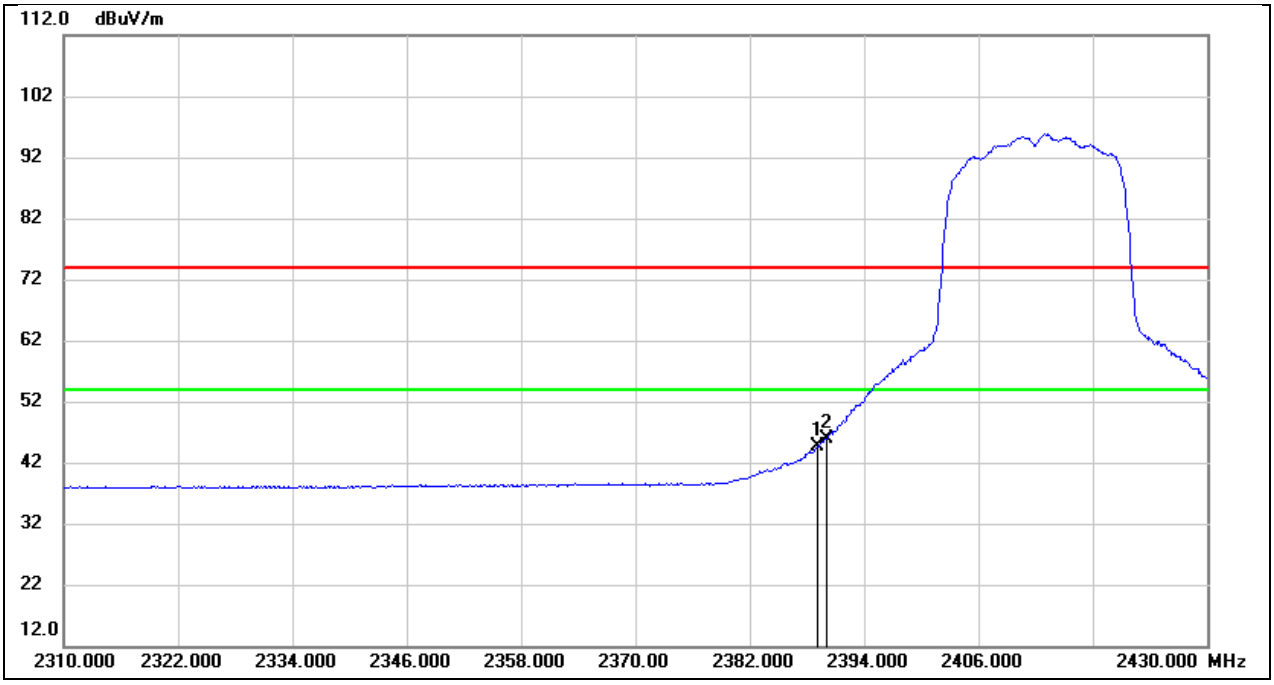

No.	Frequency (MHz)	Reading (dBuV)	Correct (dB/m)	Result (dBuV/m)	Limit (dBuV/m)	Margin (dB)	Remark
1	2389.080	12.45	32.16	44.61	54.00	-9.39	AVG
2	2390.000	13.80	32.16	45.96	54.00	-8.04	AVG

This report shall not be reproduced except in full, without the written approval of UL Verification Services (Guangzhou) Co., Ltd, Song Shan Lake Branch.

Test Mode:	802.11n HT20 PK	Frequency(MHz):	2462
Polarity:	Horizontal	Test Voltage:	DC 3.87 V

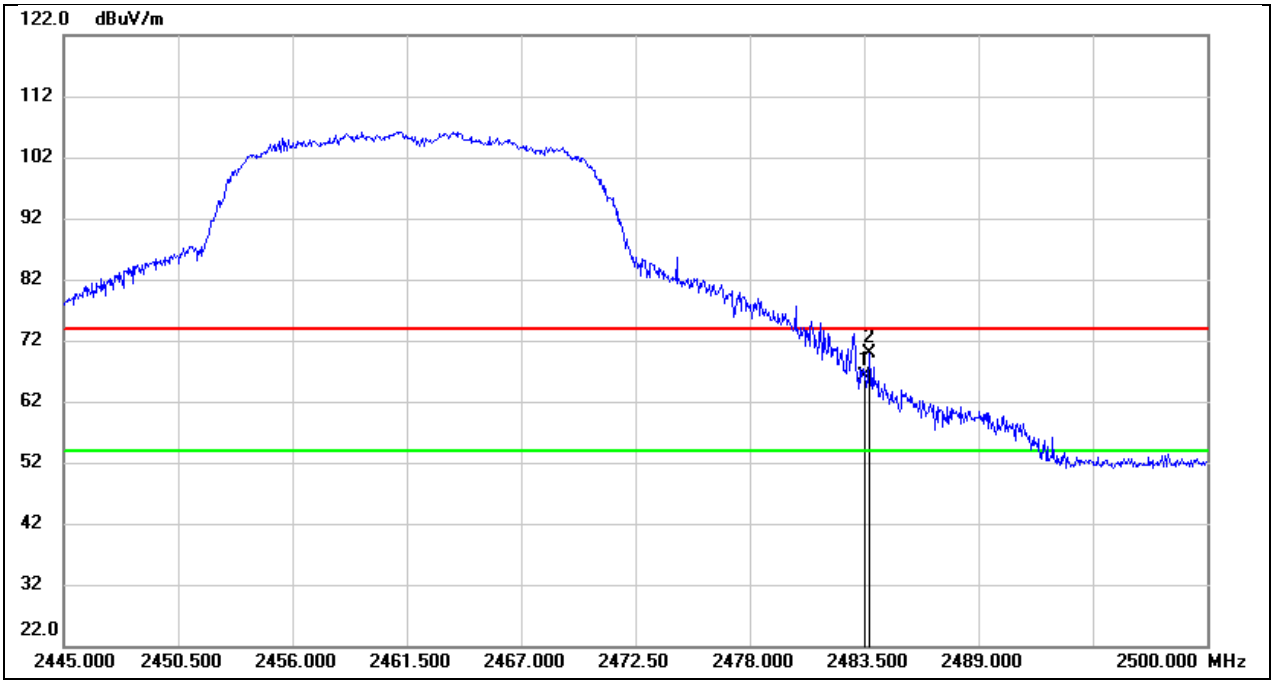

No.	Frequency (MHz)	Reading (dBuV)	Correct (dB/m)	Result (dBuV/m)	Limit (dBuV/m)	Margin (dB)	Remark
1	2483.500	33.63	32.44	66.07	74.00	-7.93	peak
2	2483.775	37.40	32.44	69.84	74.00	-4.16	peak

This report shall not be reproduced except in full, without the written approval of UL Verification Services (Guangzhou) Co., Ltd, Song Shan Lake Branch.

Test Mode:	802.11n HT20 AV	Frequency(MHz):	2462
Polarity:	Horizontal	Test Voltage:	DC 3.87 V

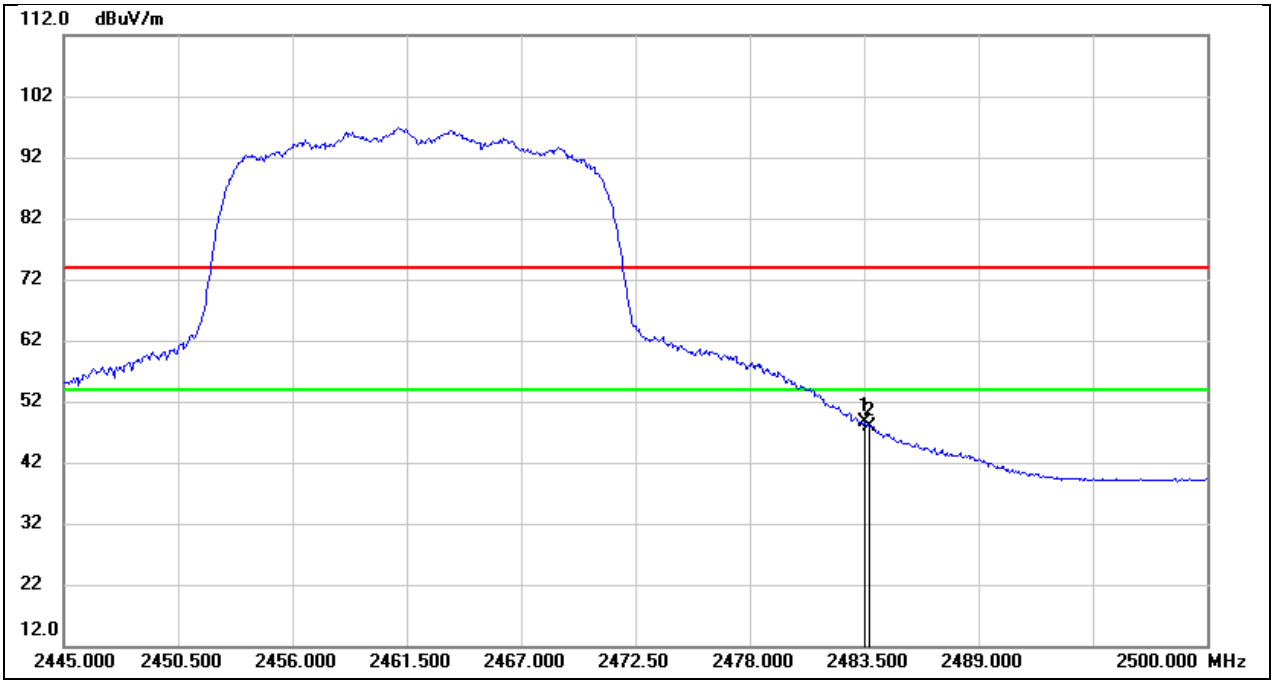

No.	Frequency (MHz)	Reading (dBuV)	Correct (dB/m)	Result (dBuV/m)	Limit (dBuV/m)	Margin (dB)	Remark
1	2483.500	16.11	32.44	48.55	54.00	-5.45	AVG
2	2483.775	15.33	32.44	47.77	54.00	-6.23	AVG

This report shall not be reproduced except in full, without the written approval of UL Verification Services (Guangzhou) Co., Ltd, Song Shan Lake Branch.

Test Mode:	802.11n HT40 PK	Frequency(MHz):	2422
Polarity:	Horizontal	Test Voltage:	DC 3.87 V

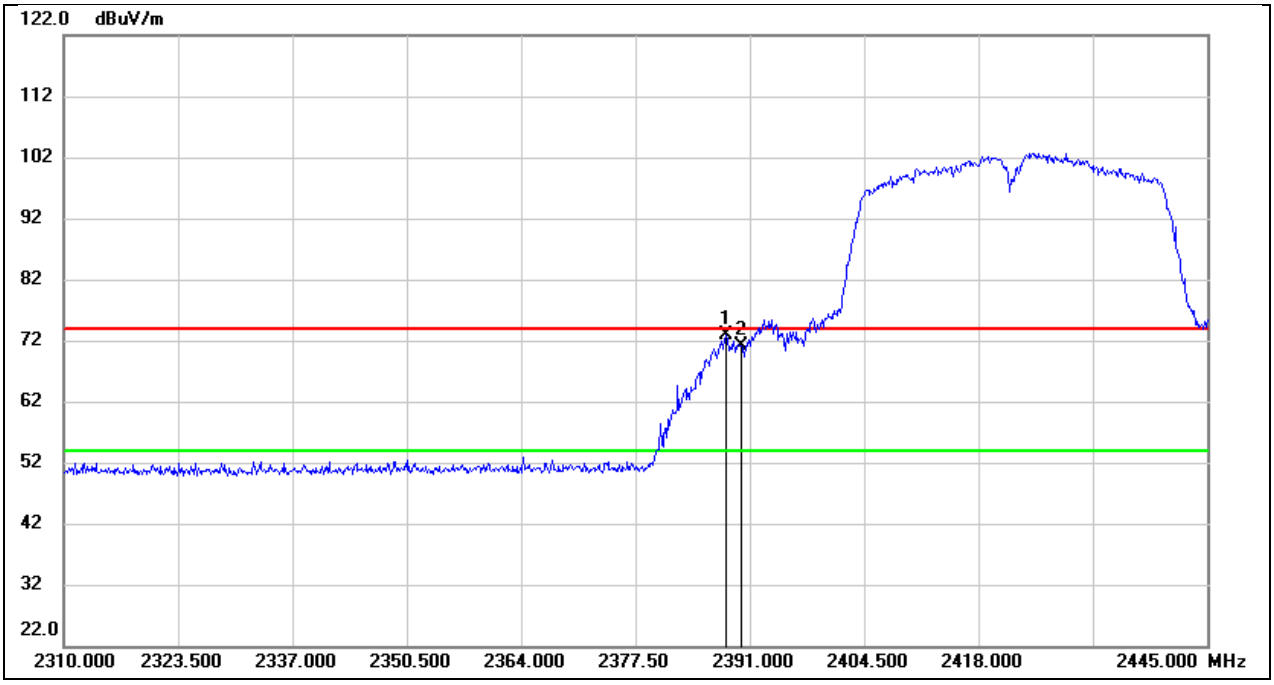

No.	Frequency (MHz)	Reading (dBuV)	Correct (dB/m)	Result (dBuV/m)	Limit (dBuV/m)	Margin (dB)	Remark
1	2388.165	40.75	32.16	72.91	74.00	-1.09	peak
2	2390.000	39.02	32.16	71.18	74.00	-2.82	peak

This report shall not be reproduced except in full, without the written approval of UL Verification Services (Guangzhou) Co., Ltd, Song Shan Lake Branch.

Test Mode:	802.11n HT40 AV	Frequency(MHz):	2422
Polarity:	Horizontal	Test Voltage:	DC 3.87 V

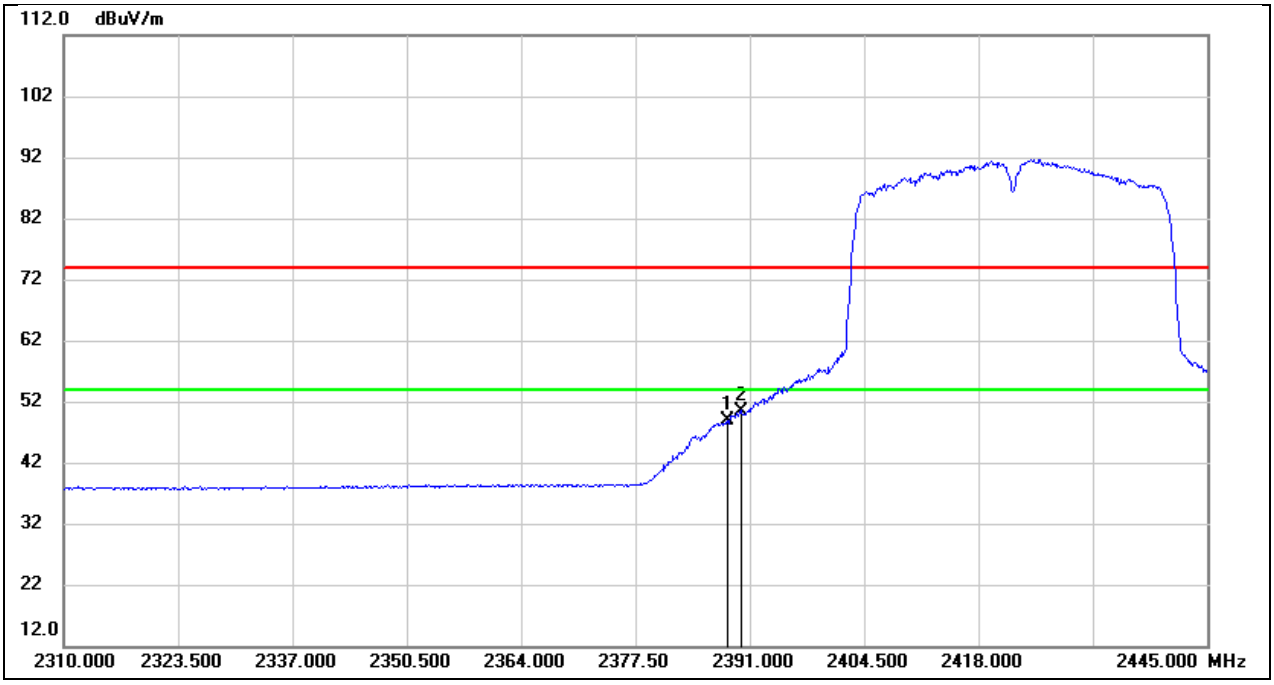

No.	Frequency (MHz)	Reading (dBuV)	Correct (dB/m)	Result (dBuV/m)	Limit (dBuV/m)	Margin (dB)	Remark
1	2388.165	16.65	32.16	48.81	54.00	-5.19	AVG
2	2390.000	18.16	32.16	50.32	54.00	-3.68	AVG

This report shall not be reproduced except in full, without the written approval of UL Verification Services (Guangzhou) Co., Ltd, Song Shan Lake Branch.

Test Mode:	802.11n HT40 PK	Frequency(MHz):	2452
Polarity:	Horizontal	Test Voltage:	DC 3.87 V

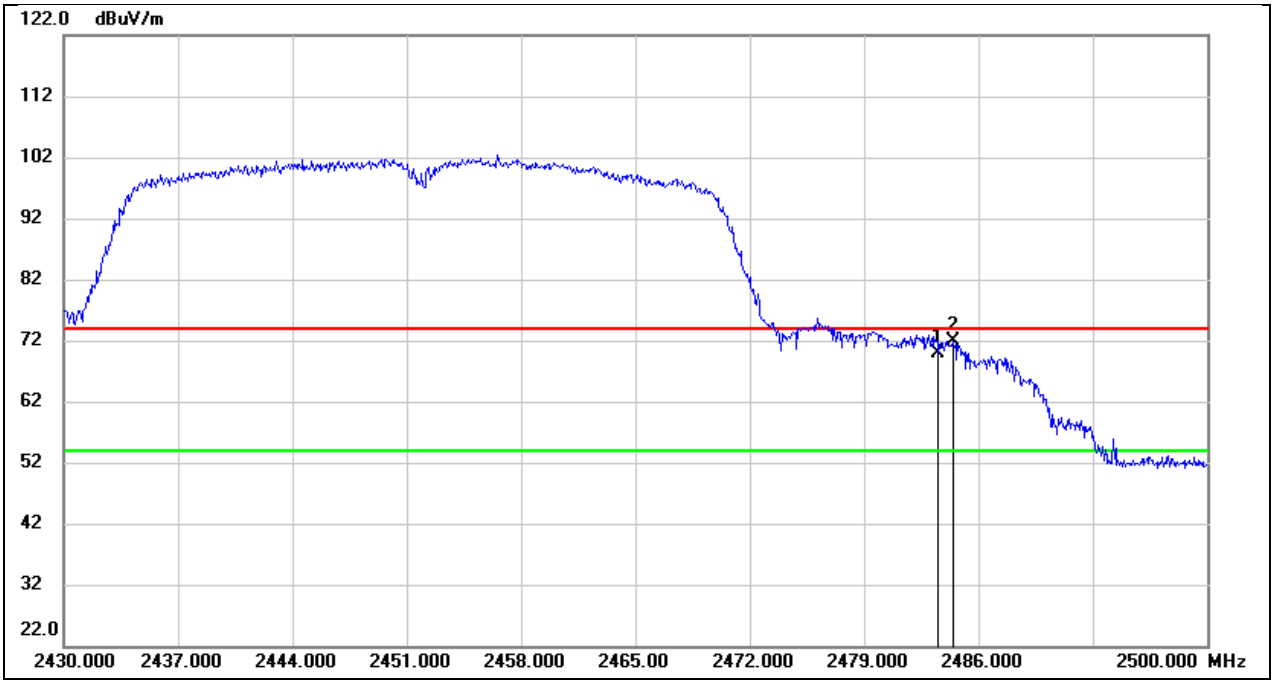

No.	Frequency (MHz)	Reading (dBuV)	Correct (dB/m)	Result (dBuV/m)	Limit (dBuV/m)	Margin (dB)	Remark
1	2483.500	37.32	32.44	69.76	74.00	-4.24	peak
2	2484.460	39.42	32.44	71.86	74.00	-2.14	peak

This report shall not be reproduced except in full, without the written approval of UL Verification Services (Guangzhou) Co., Ltd, Song Shan Lake Branch.

Test Mode:	802.11n HT40 AV	Frequency(MHz):	2452
Polarity:	Horizontal	Test Voltage:	DC 3.87 V

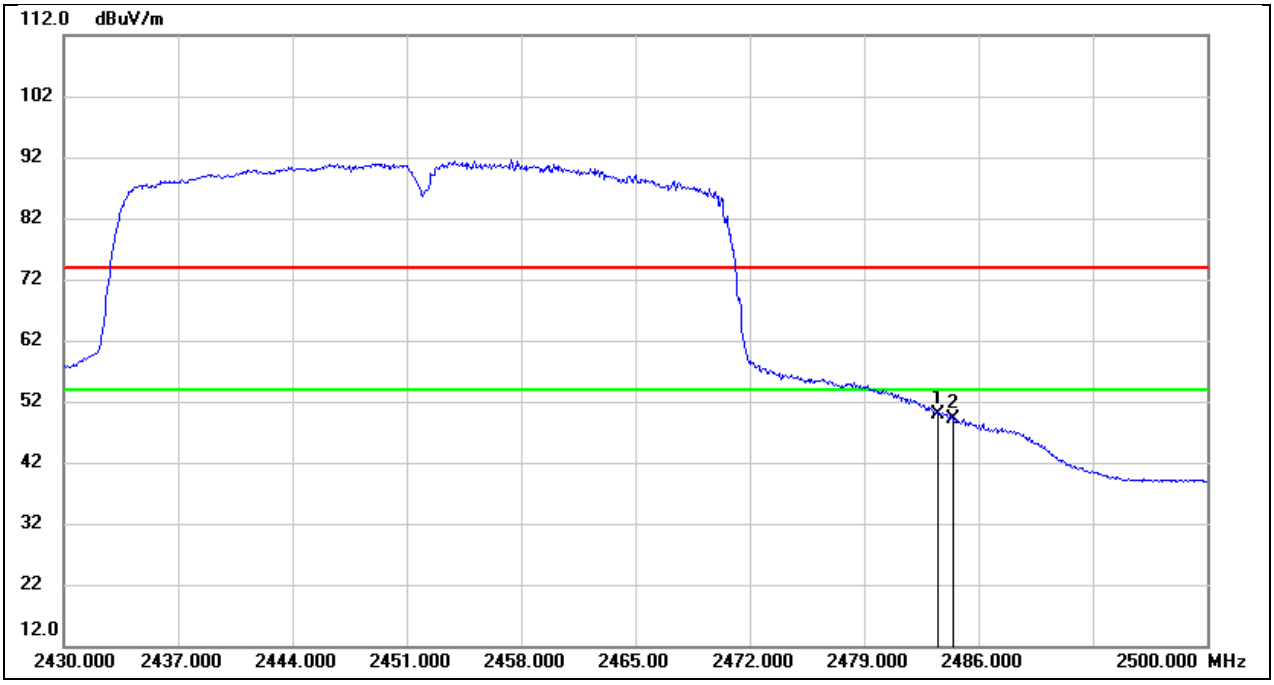

No.	Frequency (MHz)	Reading (dBuV)	Correct (dB/m)	Result (dBuV/m)	Limit (dBuV/m)	Margin (dB)	Remark
1	2483.500	17.41	32.44	49.85	54.00	-4.15	AVG
2	2484.460	16.80	32.44	49.24	54.00	-4.76	AVG

This report shall not be reproduced except in full, without the written approval of UL Verification Services (Guangzhou) Co., Ltd, Song Shan Lake Branch.

Test Mode:	802.11ax HE20 PK	Frequency(MHz):	2412
Polarity:	Horizontal	Test Voltage:	DC 3.87 V

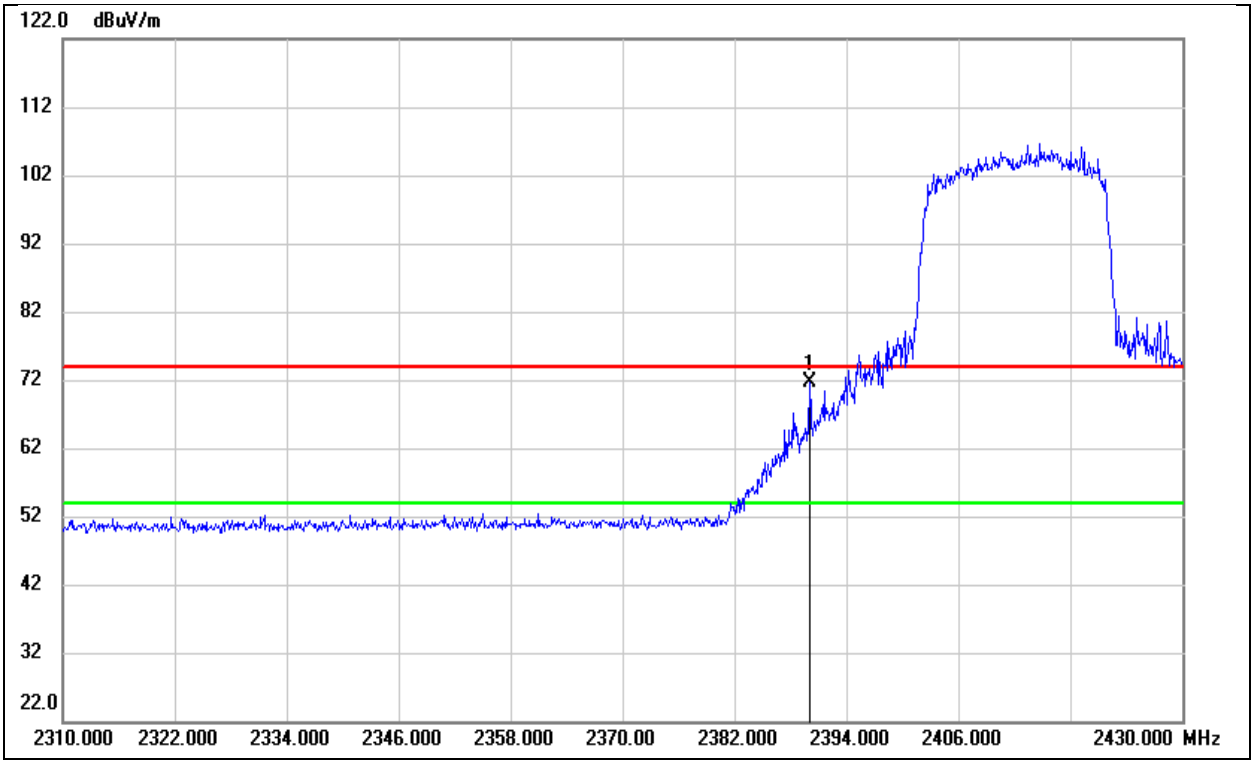

No.	Frequency (MHz)	Reading (dBuV)	Correct (dB/m)	Result (dBuV/m)	Limit (dBuV/m)	Margin (dB)	Remark
1	2390.000	39.35	32.16	71.51	74.00	-2.49	peak

This report shall not be reproduced except in full, without the written approval of UL Verification Services (Guangzhou) Co., Ltd, Song Shan Lake Branch.

Test Mode:	802.11ax HE20 AV	Frequency(MHz):	2412
Polarity:	Horizontal	Test Voltage:	DC 3.87 V

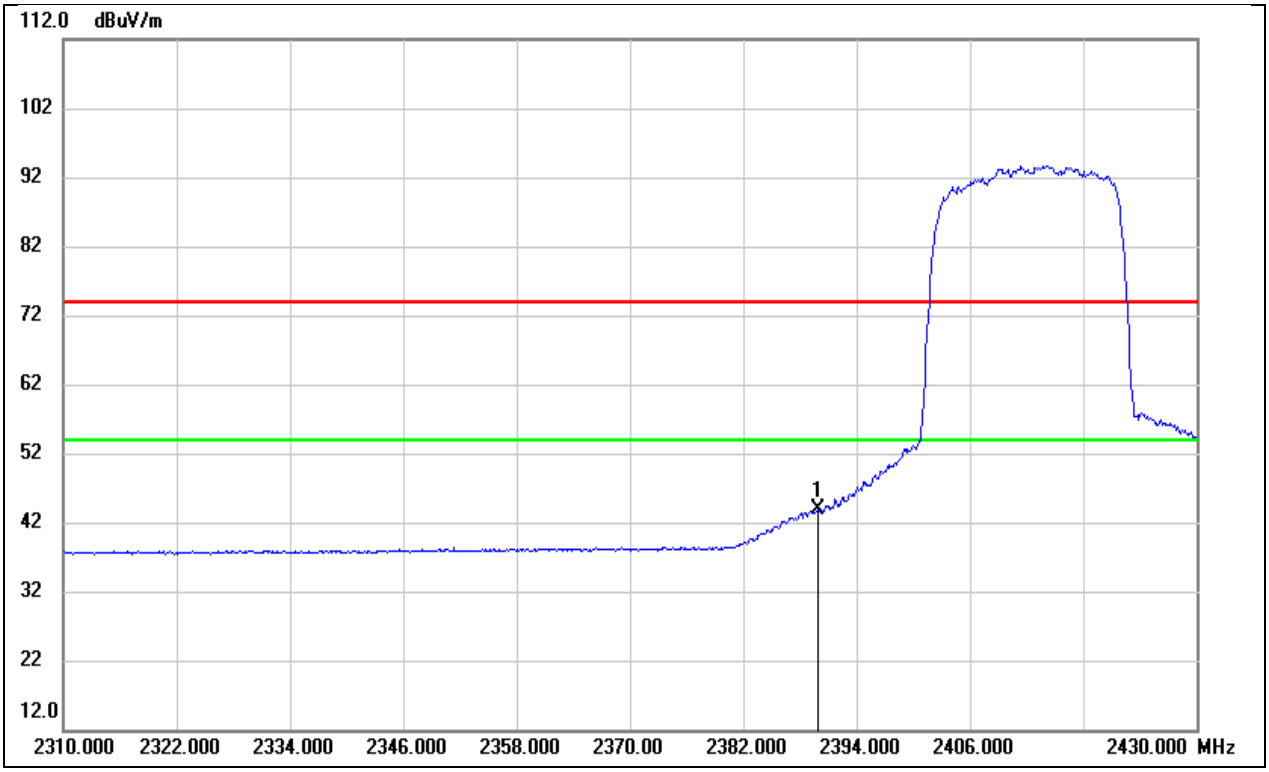

No.	Frequency (MHz)	Reading (dBuV)	Correct (dB/m)	Result (dBuV/m)	Limit (dBuV/m)	Margin (dB)	Remark
1	2390.000	11.71	32.16	43.87	54.00	-10.13	AVG

This report shall not be reproduced except in full, without the written approval of UL Verification Services (Guangzhou) Co., Ltd, Song Shan Lake Branch.

Test Mode:	802.11ax HE20 PK	Frequency(MHz):	2462
Polarity:	Horizontal	Test Voltage:	DC 3.87 V

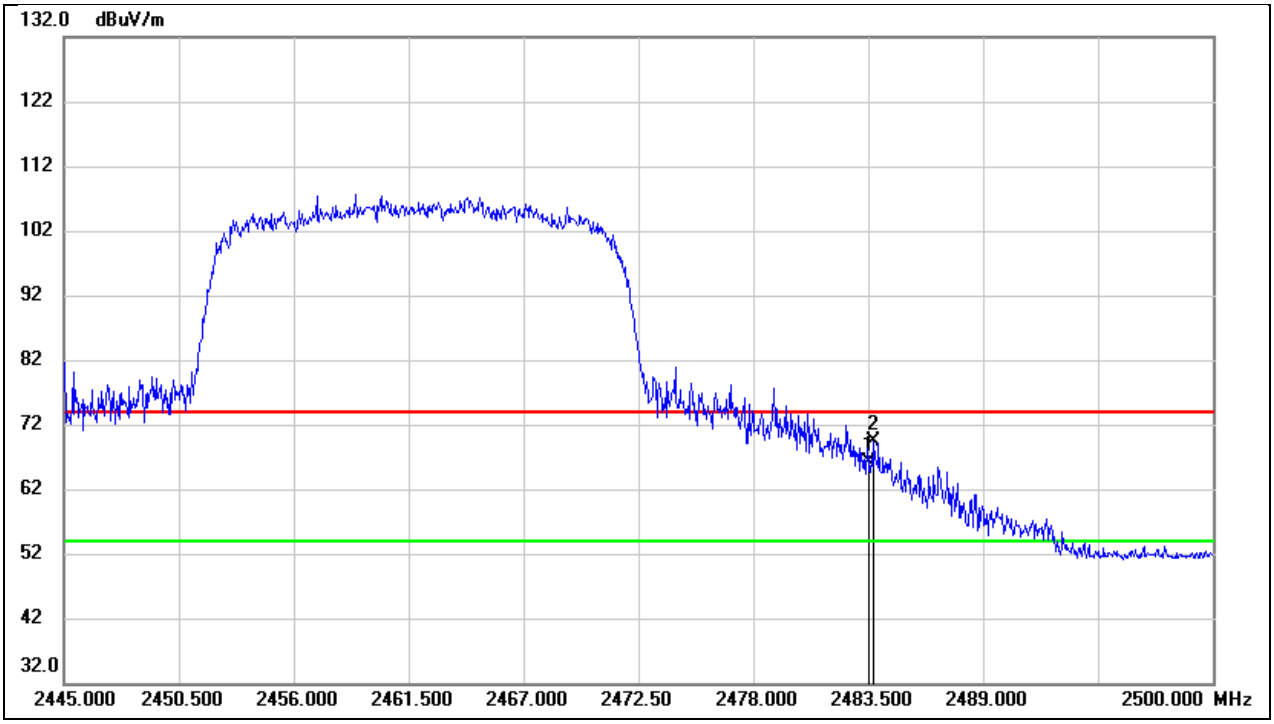

No.	Frequency (MHz)	Reading (dBuV)	Correct (dB/m)	Result (dBuV/m)	Limit (dBuV/m)	Margin (dB)	Remark
1	2483.500	33.73	32.44	66.17	74.00	-7.83	peak
2	2483.775	36.88	32.44	69.32	74.00	-4.68	peak

This report shall not be reproduced except in full, without the written approval of UL Verification Services (Guangzhou) Co., Ltd, Song Shan Lake Branch.

Test Mode:	802.11ax HE20 AV	Frequency(MHz):	2462
Polarity:	Horizontal	Test Voltage:	DC 3.87 V

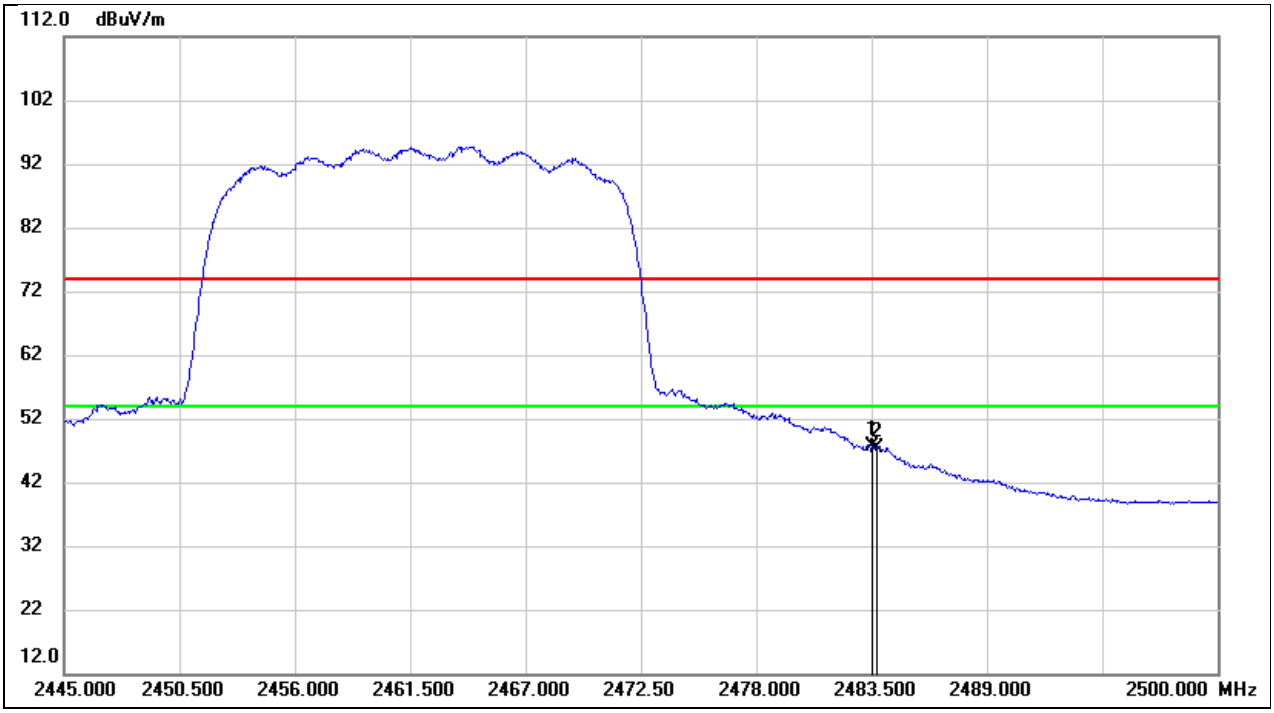

No.	Frequency (MHz)	Reading (dBuV)	Correct (dB/m)	Result (dBuV/m)	Limit (dBuV/m)	Margin (dB)	Remark
1	2483.500	15.09	32.44	47.53	54.00	-6.47	AVG
2	2483.775	14.95	32.44	47.39	54.00	-6.61	AVG

This report shall not be reproduced except in full, without the written approval of UL Verification Services (Guangzhou) Co., Ltd, Song Shan Lake Branch.

Test Mode:	802.11ax HE40 PK	Frequency(MHz):	2422
Polarity:	Horizontal	Test Voltage:	DC 3.87 V

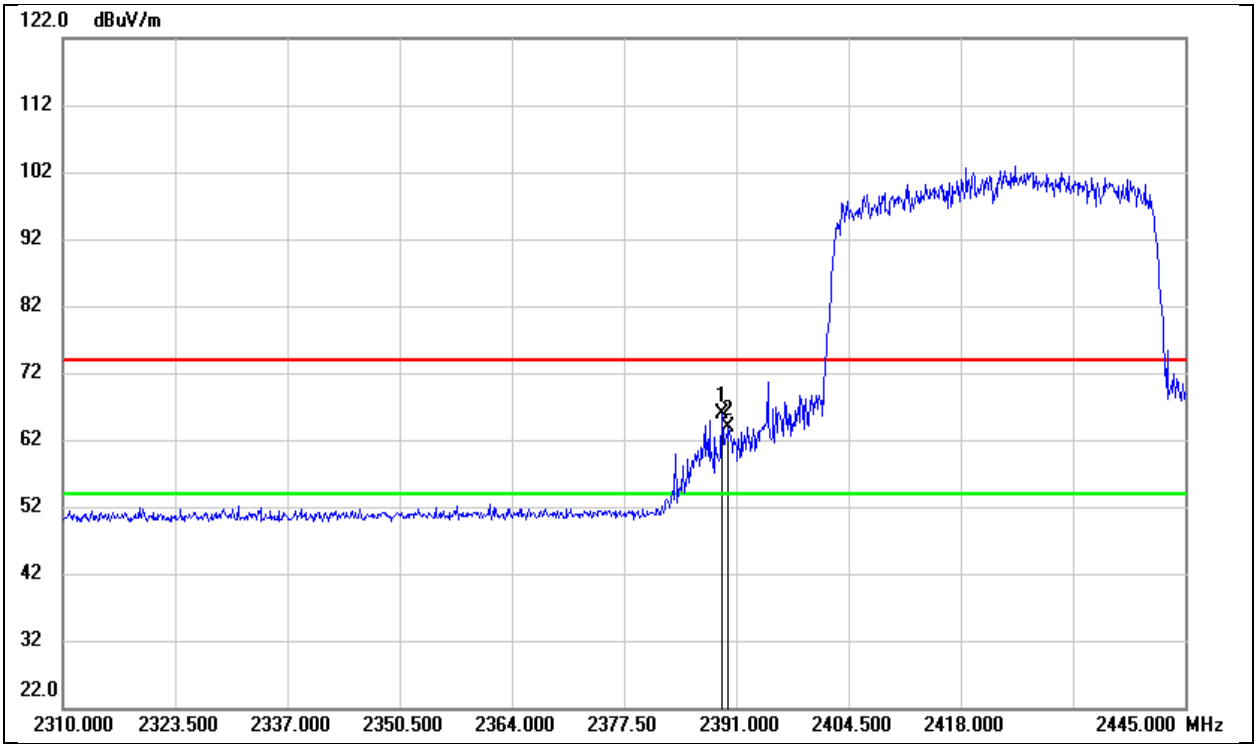

No.	Frequency (MHz)	Reading (dBuV)	Correct (dB/m)	Result (dBuV/m)	Limit (dBuV/m)	Margin (dB)	Remark
1	2389.245	33.62	32.16	65.78	74.00	-8.22	peak
2	2390.000	31.64	32.16	63.80	74.00	-10.20	peak

This report shall not be reproduced except in full, without the written approval of UL Verification Services (Guangzhou) Co., Ltd, Song Shan Lake Branch.

Test Mode:	802.11ax HE40 AV	Frequency(MHz):	2422
Polarity:	Horizontal	Test Voltage:	DC 3.87 V

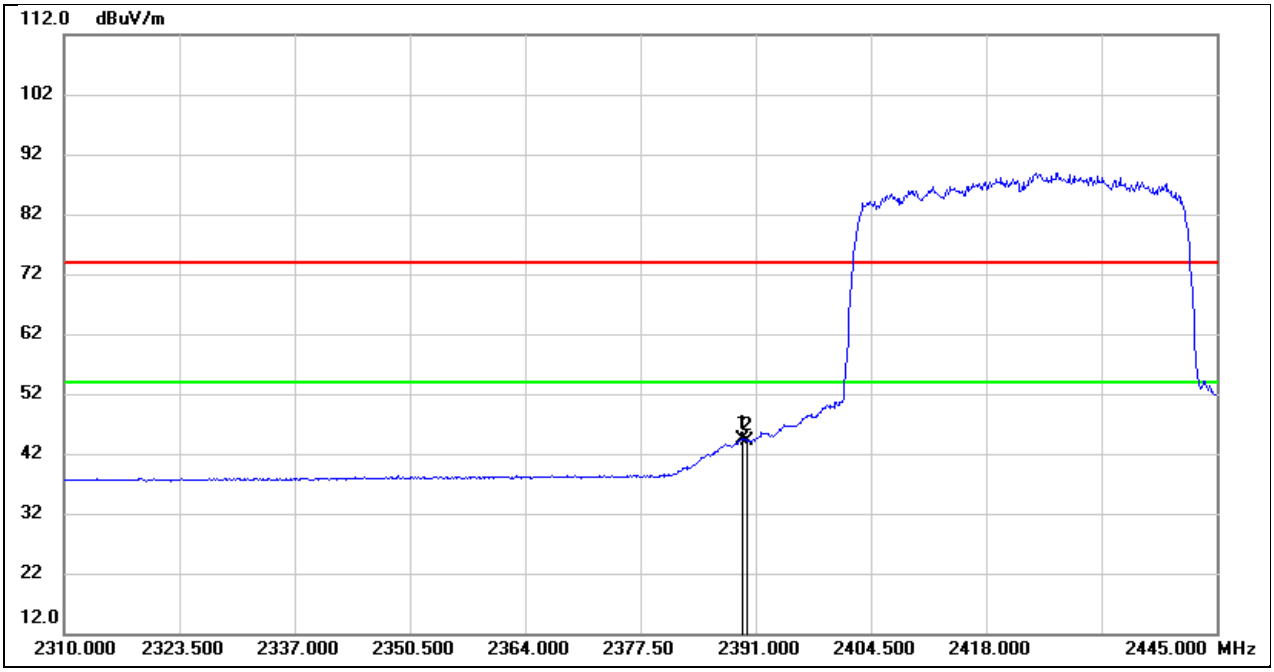

No.	Frequency (MHz)	Reading (dBuV)	Correct (dB/m)	Result (dBuV/m)	Limit (dBuV/m)	Margin (dB)	Remark
1	2389.245	12.33	32.16	44.49	54.00	-9.51	AVG
2	2390.000	12.04	32.16	44.20	54.00	-9.80	AVG

This report shall not be reproduced except in full, without the written approval of UL Verification Services (Guangzhou) Co., Ltd, Song Shan Lake Branch.

Test Mode:	802.11ax HE40 PK	Frequency(MHz):	2452
Polarity:	Horizontal	Test Voltage:	DC 3.87 V

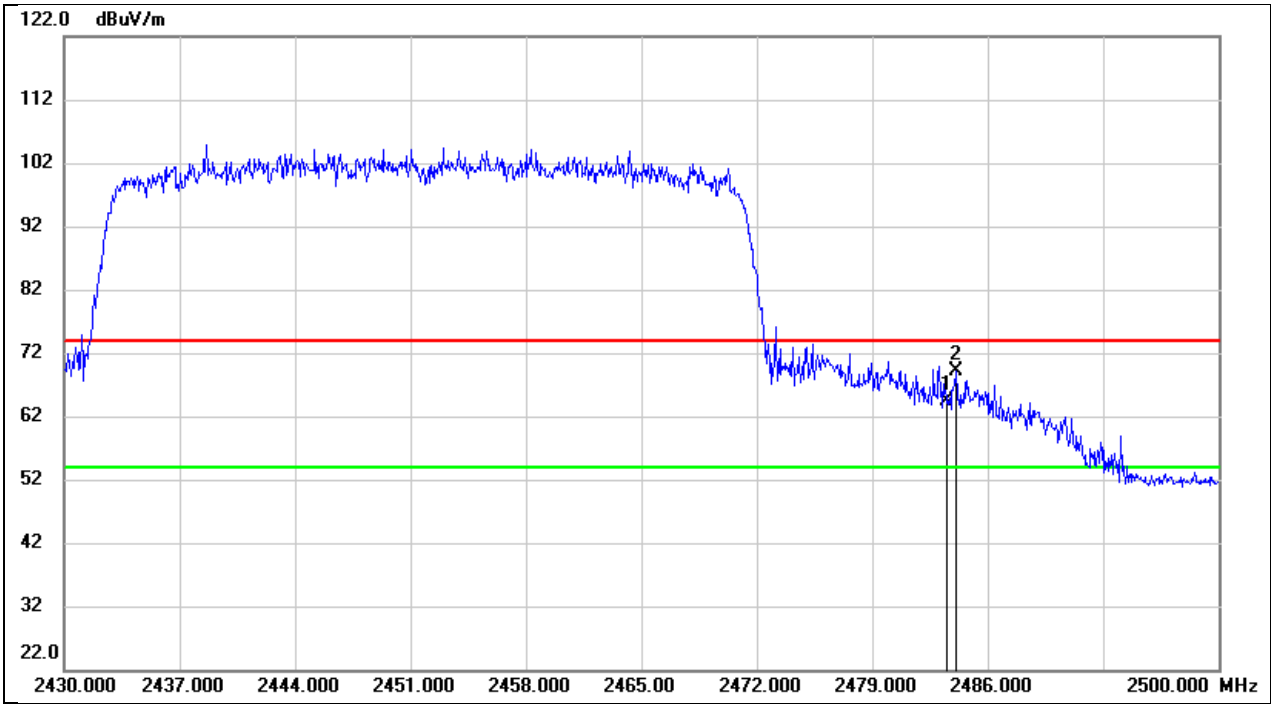

No.	Frequency (MHz)	Reading (dBuV)	Correct (dB/m)	Result (dBuV/m)	Limit (dBuV/m)	Margin (dB)	Remark
1	2483.500	31.85	32.44	64.29	74.00	-9.71	peak
2	2484.110	36.76	32.44	69.20	74.00	-4.80	peak

This report shall not be reproduced except in full, without the written approval of UL Verification Services (Guangzhou) Co., Ltd, Song Shan Lake Branch.

Test Mode:	802.11ax HE40 AV	Frequency(MHz):	2452
Polarity:	Horizontal	Test Voltage:	DC 3.87 V

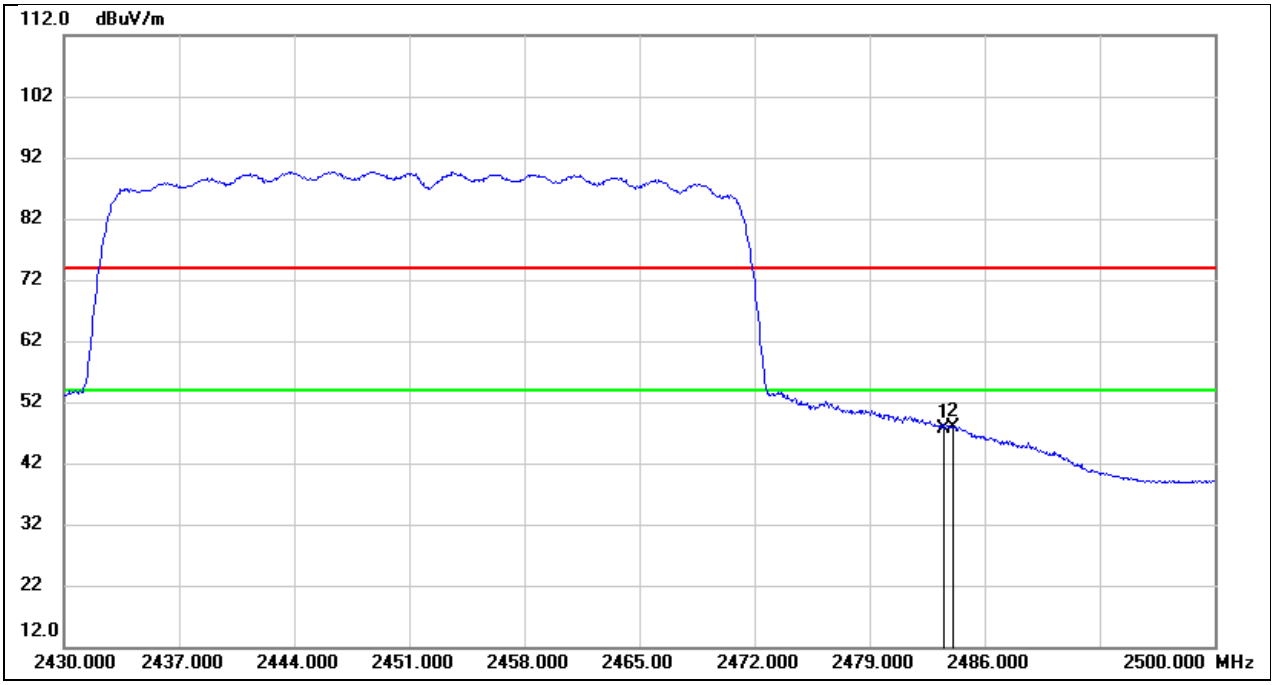

No.	Frequency (MHz)	Reading (dBuV)	Correct (dB/m)	Result (dBuV/m)	Limit (dBuV/m)	Margin (dB)	Remark
1	2483.500	15.23	32.44	47.67	54.00	-6.33	AVG
2	2484.110	15.44	32.44	47.88	54.00	-6.12	AVG

This report shall not be reproduced except in full, without the written approval of UL Verification Services (Guangzhou) Co., Ltd, Song Shan Lake Branch.

8.2. SPURIOUS EMISSIONS(1 GHZ~3 GHZ)

Test Mode:	802.11b	Frequency(MHz):	2412
Polarity:	Horizontal	Test Voltage:	DC 3.87 V

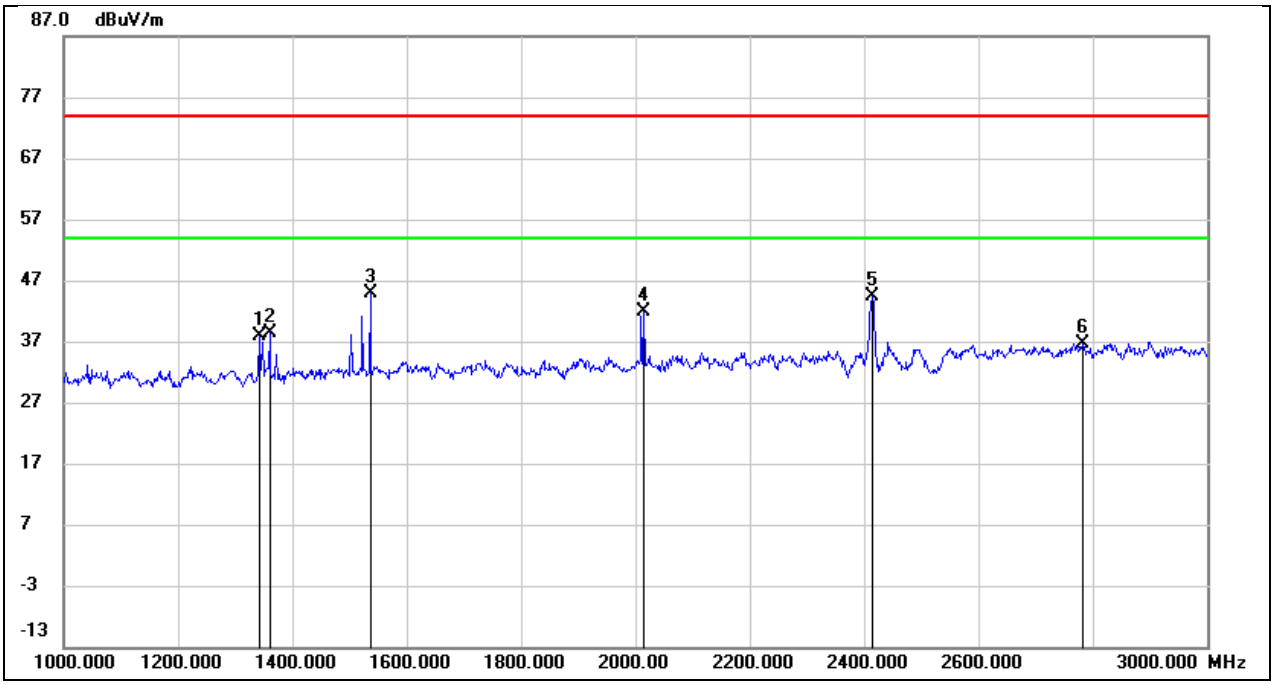

No.	Frequency (MHz)	Reading (dBuV)	Correct (dB/m)	Result (dBuV/m)	Limit (dBuV/m)	Margin (dB)	Remark
1	1342.000	51.29	-13.45	37.84	74.00	-36.16	peak
2	1360.000	51.80	-13.36	38.44	74.00	-35.56	peak
3	1536.000	57.49	-12.59	44.90	74.00	-29.10	peak
4	2014.000	52.81	-10.98	41.83	74.00	-32.17	peak
5	2412.000	53.33	-8.93	44.40	/	/	fundamental
6	2782.000	44.27	-7.63	36.64	74.00	-37.36	peak

This report shall not be reproduced except in full, without the written approval of UL Verification Services (Guangzhou) Co., Ltd, Song Shan Lake Branch.

Test Mode:	802.11b	Frequency(MHz):	2412
Polarity:	Vertical	Test Voltage:	DC 3.87 V

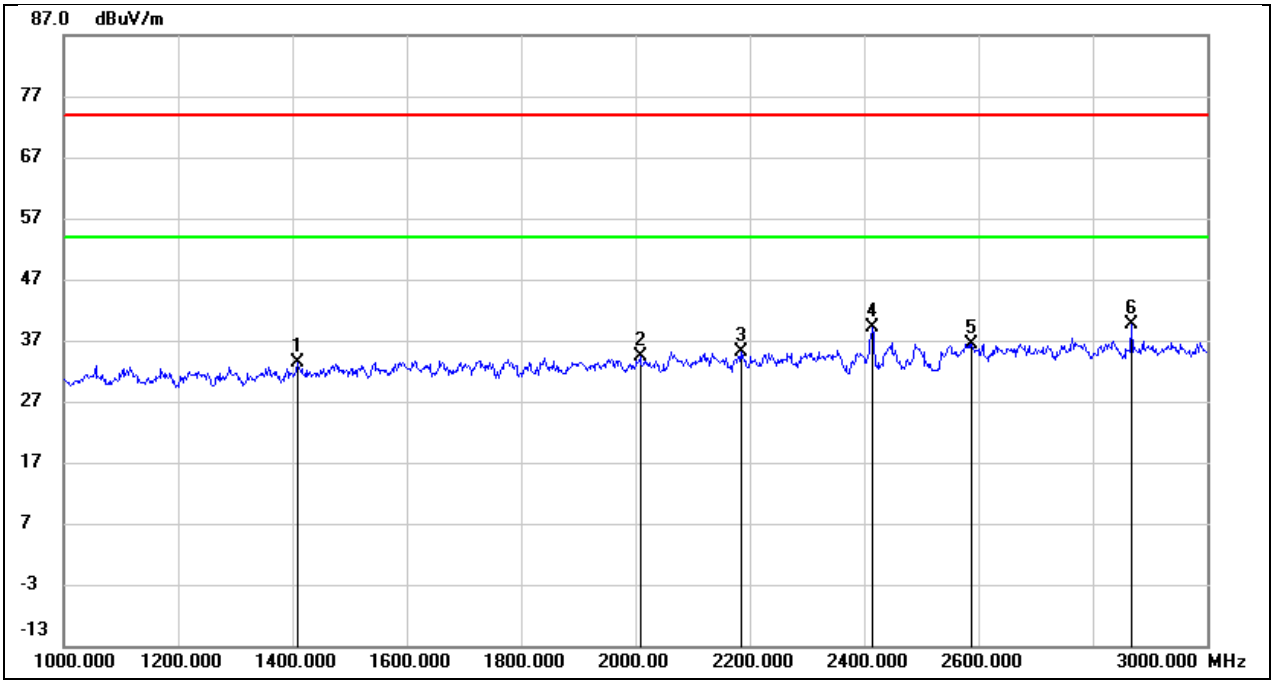

No.	Frequency (MHz)	Reading (dBuV)	Correct (dB/m)	Result (dBuV/m)	Limit (dBuV/m)	Margin (dB)	Remark
1	1408.000	46.59	-13.13	33.46	74.00	-40.54	peak
2	2008.000	45.44	-11.02	34.42	74.00	-39.58	peak
3	2184.000	45.28	-10.11	35.17	74.00	-38.83	peak
4	2412.000	48.09	-8.93	39.16	/	/	fundamental
5	2588.000	44.63	-8.22	36.41	74.00	-37.59	peak
6	2868.000	47.08	-7.38	39.70	74.00	-34.30	peak

This report shall not be reproduced except in full, without the written approval of UL Verification Services (Guangzhou) Co., Ltd, Song Shan Lake Branch.

Test Mode:	802.11b	Frequency(MHz):	2437
Polarity:	Horizontal	Test Voltage:	DC 3.87 V

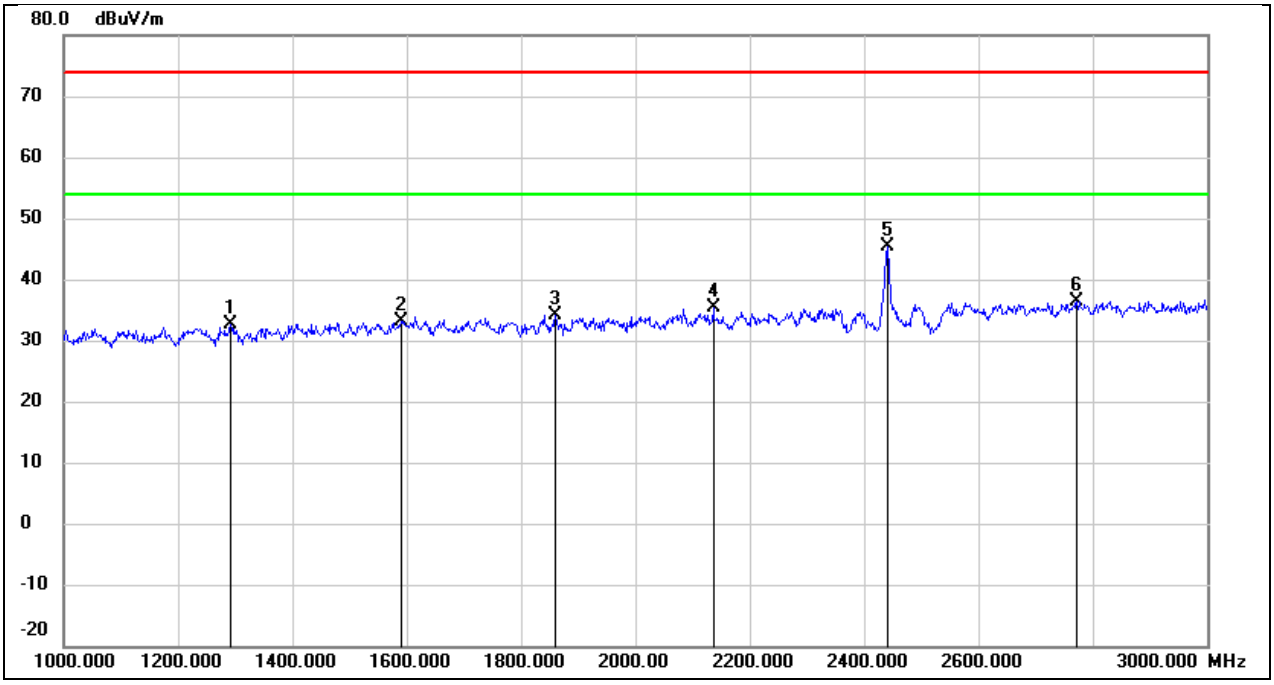

No.	Frequency (MHz)	Reading (dBuV)	Correct (dB/m)	Result (dBuV/m)	Limit (dBuV/m)	Margin (dB)	Remark
1	1292.000	46.30	-13.68	32.62	74.00	-41.38	peak
2	1590.000	45.58	-12.41	33.17	74.00	-40.83	peak
3	1860.000	45.54	-11.53	34.01	74.00	-39.99	peak
4	2136.000	45.84	-10.36	35.48	74.00	-38.52	peak
5	2437.000	54.08	-8.79	45.29	/	/	fundamental
6	2772.000	44.06	-7.67	36.39	74.00	-37.61	peak

This report shall not be reproduced except in full, without the written approval of UL Verification Services (Guangzhou) Co., Ltd, Song Shan Lake Branch.

Test Mode:	802.11b	Frequency(MHz):	2437
Polarity:	Vertical	Test Voltage:	DC 3.87 V

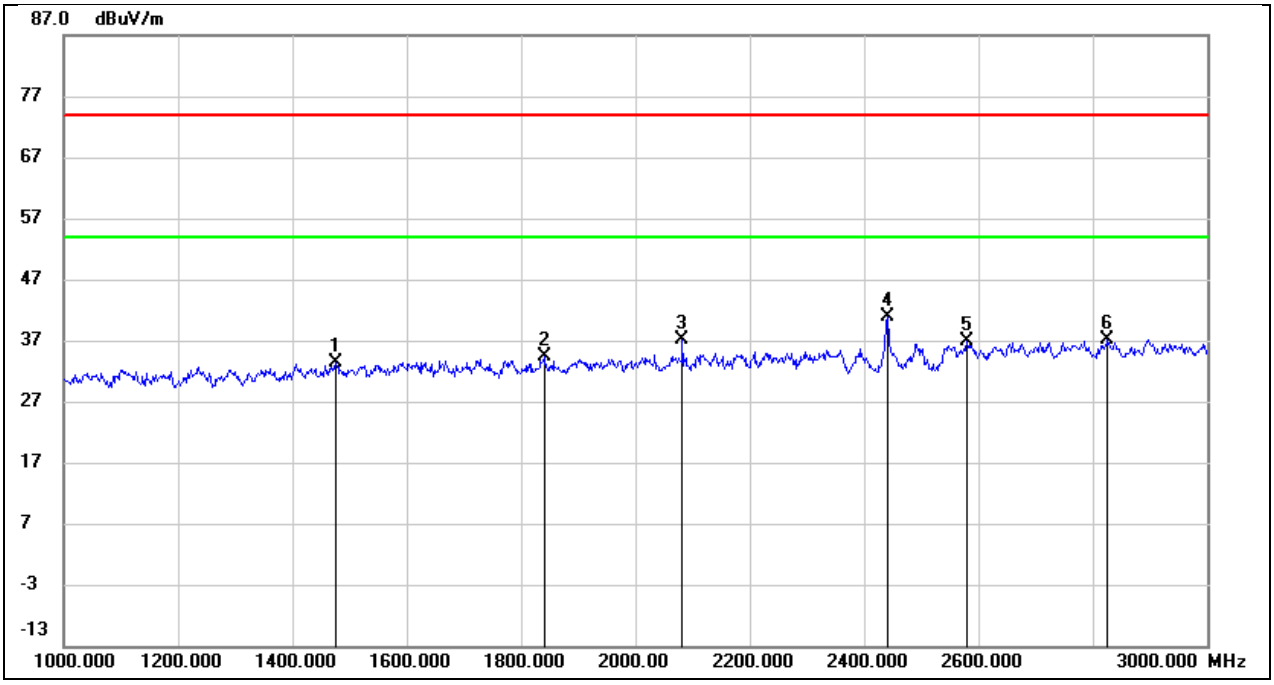

No.	Frequency (MHz)	Reading (dBuV)	Correct (dB/m)	Result (dBuV/m)	Limit (dBuV/m)	Margin (dB)	Remark
1	1476.000	46.14	-12.82	33.32	74.00	-40.68	peak
2	1840.000	45.97	-11.58	34.39	74.00	-39.61	peak
3	2082.000	47.67	-10.64	37.03	74.00	-36.97	peak
4	2437.000	49.72	-8.79	40.93	/	/	fundamental
5	2580.000	45.02	-8.25	36.77	74.00	-37.23	peak
6	2826.000	44.72	-7.50	37.22	74.00	-36.78	peak

This report shall not be reproduced except in full, without the written approval of UL Verification Services (Guangzhou) Co., Ltd, Song Shan Lake Branch.

Test Mode:	802.11b	Frequency(MHz):	2462
Polarity:	Horizontal	Test Voltage:	DC 3.87 V

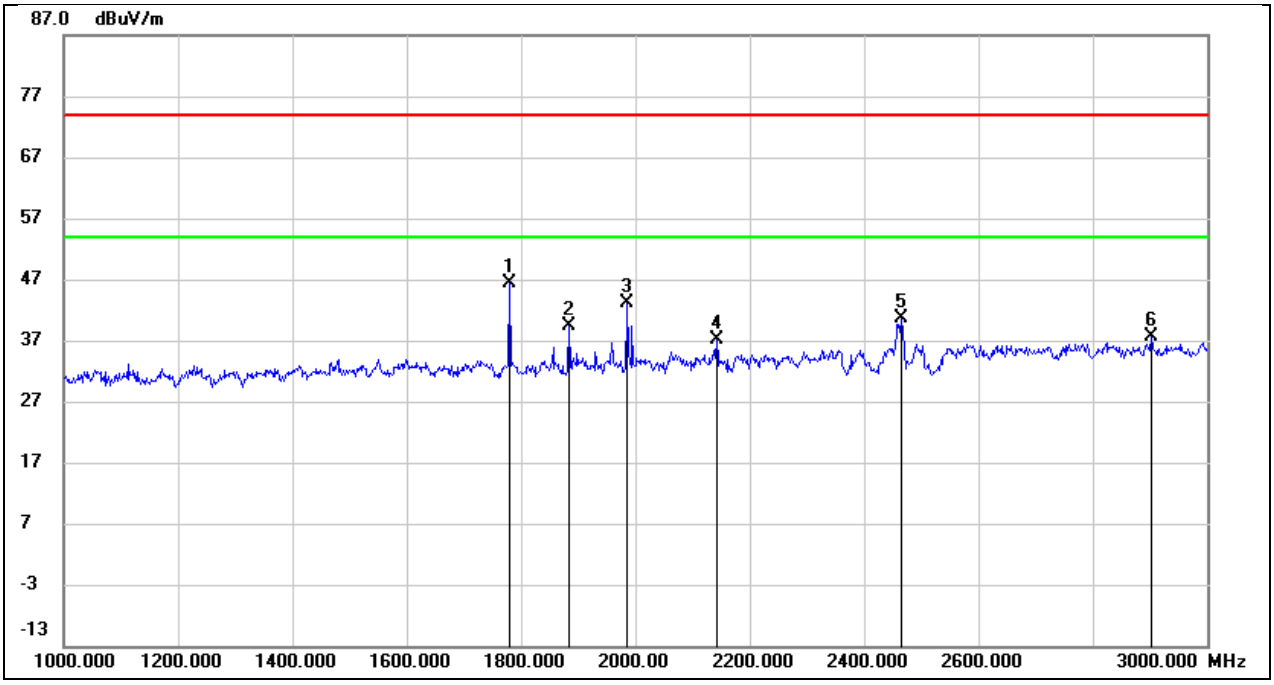

No.	Frequency (MHz)	Reading (dBuV)	Correct (dB/m)	Result (dBuV/m)	Limit (dBuV/m)	Margin (dB)	Remark
1	1780.000	58.14	-11.79	46.35	74.00	-27.65	peak
2	1884.000	50.82	-11.44	39.38	74.00	-34.62	peak
3	1986.000	54.12	-11.10	43.02	74.00	-30.98	peak
4	2142.000	47.48	-10.33	37.15	74.00	-36.85	peak
5	2462.000	49.23	-8.68	40.55	/	/	fundamental
6	2902.000	44.79	-7.28	37.51	74.00	-36.49	peak

This report shall not be reproduced except in full, without the written approval of UL Verification Services (Guangzhou) Co., Ltd, Song Shan Lake Branch.

Test Mode:	802.11b	Frequency(MHz):	2462
Polarity:	Vertical	Test Voltage:	DC 3.87 V

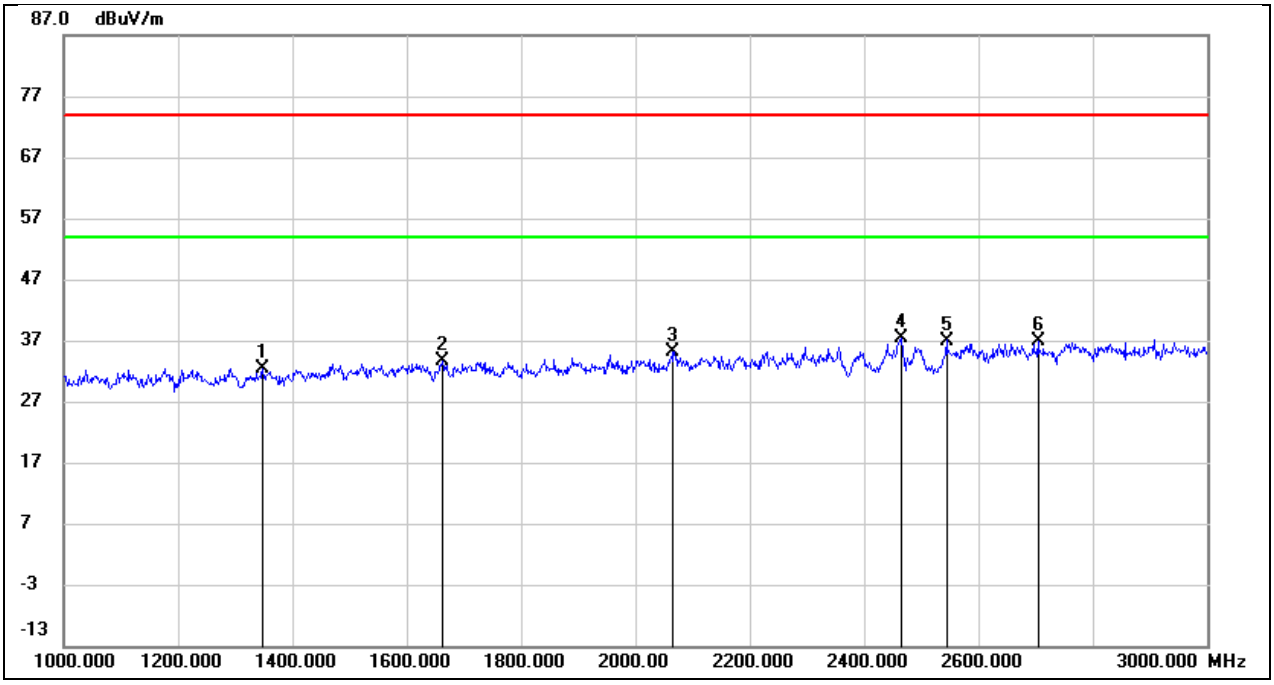

No.	Frequency (MHz)	Reading (dBuV)	Correct (dB/m)	Result (dBuV/m)	Limit (dBuV/m)	Margin (dB)	Remark
1	1348.000	45.92	-13.42	32.50	74.00	-41.50	peak
2	1662.000	45.76	-12.17	33.59	74.00	-40.41	peak
3	2066.000	45.93	-10.72	35.21	74.00	-38.79	peak
4	2462.000	45.95	-8.68	37.27	/	/	fundamental
5	2544.000	45.36	-8.36	37.00	74.00	-37.00	peak
6	2704.000	44.66	-7.87	36.79	74.00	-37.21	peak

This report shall not be reproduced except in full, without the written approval of UL Verification Services (Guangzhou) Co., Ltd, Song Shan Lake Branch.

8.3. SPURIOUS EMISSIONS(3 GHZ~18 GHZ)

Test Mode:	802.11b	Frequency(MHz):	2412
Polarity:	Horizontal	Test Voltage:	DC 3.87 V

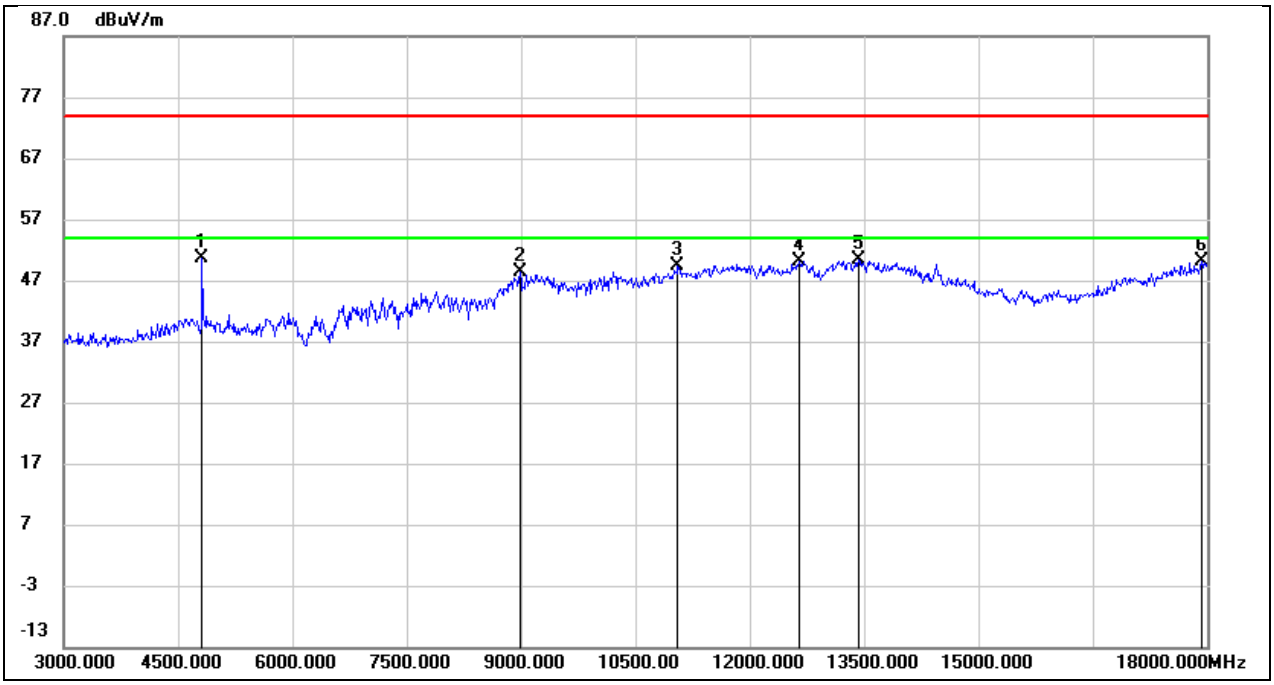

No.	Frequency (MHz)	Reading (dBuV)	Correct (dB/m)	Result (dBuV/m)	Limit (dBuV/m)	Margin (dB)	Remark
1	4815.000	50.92	-0.26	50.66	74.00	-23.34	peak
2	8985.000	37.94	10.37	48.31	74.00	-25.69	peak
3	11055.000	34.53	14.96	49.49	74.00	-24.51	peak
4	12645.000	32.32	17.92	50.24	74.00	-23.76	peak
5	13425.000	29.80	20.58	50.38	74.00	-23.62	peak
6	17925.000	24.90	25.25	50.15	74.00	-23.85	peak

This report shall not be reproduced except in full, without the written approval of UL Verification Services (Guangzhou) Co., Ltd, Song Shan Lake Branch.

Test Mode:	802.11b	Frequency(MHz):	2412
Polarity:	Vertical	Test Voltage:	DC 3.87 V

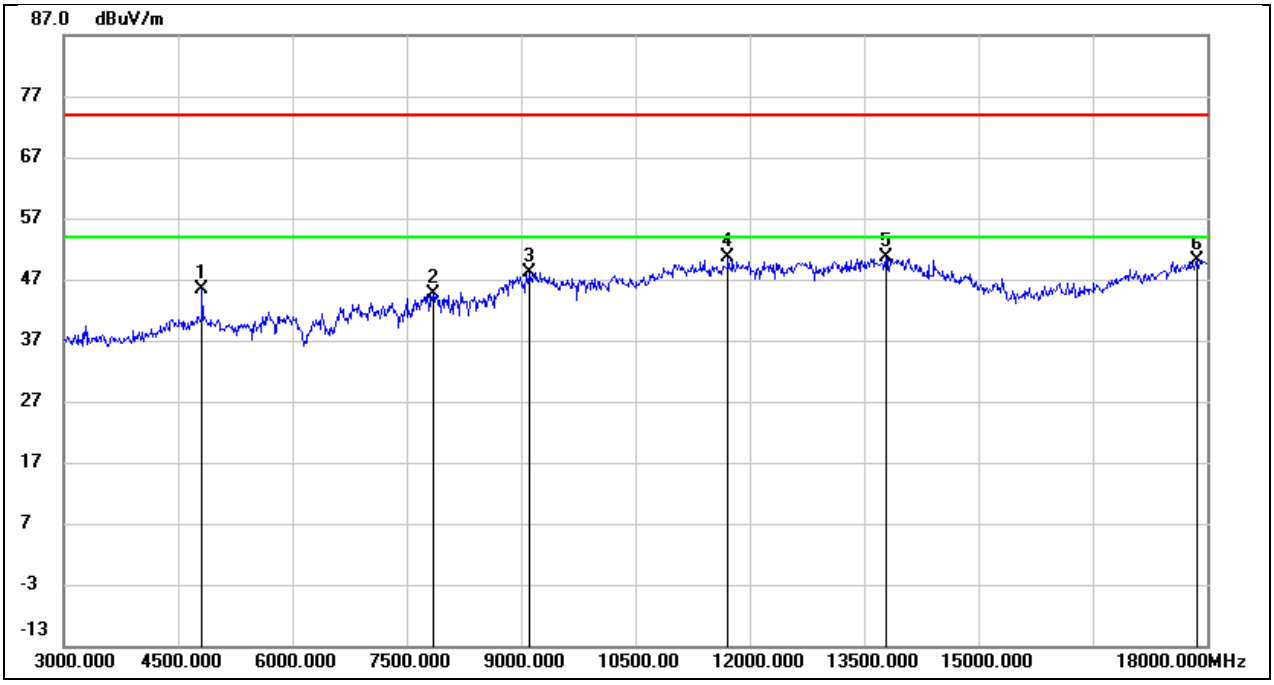

No.	Frequency (MHz)	Reading (dBuV)	Correct (dB/m)	Result (dBuV/m)	Limit (dBuV/m)	Margin (dB)	Remark
1	4815.000	45.52	-0.26	45.26	74.00	-28.74	peak
2	7845.000	38.34	6.32	44.66	74.00	-29.34	peak
3	9105.000	37.61	10.53	48.14	74.00	-25.86	peak
4	11715.000	33.38	17.19	50.57	74.00	-23.43	peak
5	13785.000	29.21	21.51	50.72	74.00	-23.28	peak
6	17865.000	25.35	24.89	50.24	74.00	-23.76	peak

This report shall not be reproduced except in full, without the written approval of UL Verification Services (Guangzhou) Co., Ltd, Song Shan Lake Branch.

Test Mode:	802.11b	Frequency(MHz):	2437
Polarity:	Horizontal	Test Voltage:	DC 3.87 V

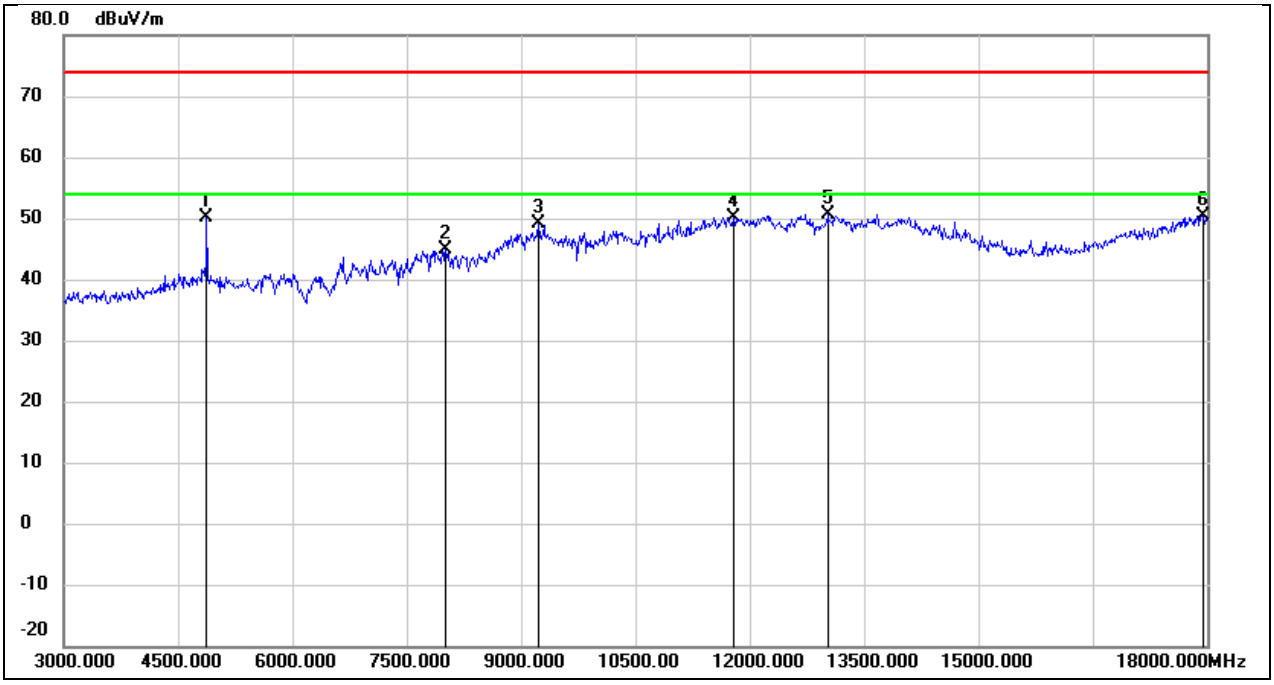

No.	Frequency (MHz)	Reading (dBuV)	Correct (dB/m)	Result (dBuV/m)	Limit (dBuV/m)	Margin (dB)	Remark
1	4875.000	50.19	-0.03	50.16	74.00	-23.84	peak
2	8010.000	38.55	6.32	44.87	74.00	-29.13	peak
3	9225.000	38.45	10.58	49.03	74.00	-24.97	peak
4	11790.000	32.85	17.38	50.23	74.00	-23.77	peak
5	13020.000	31.88	18.80	50.68	74.00	-23.32	peak
6	17955.000	25.04	25.42	50.46	74.00	-23.54	peak

This report shall not be reproduced except in full, without the written approval of UL Verification Services (Guangzhou) Co., Ltd, Song Shan Lake Branch.

Test Mode:	802.11b	Frequency(MHz):	2437
Polarity:	Vertical	Test Voltage:	DC 3.87 V

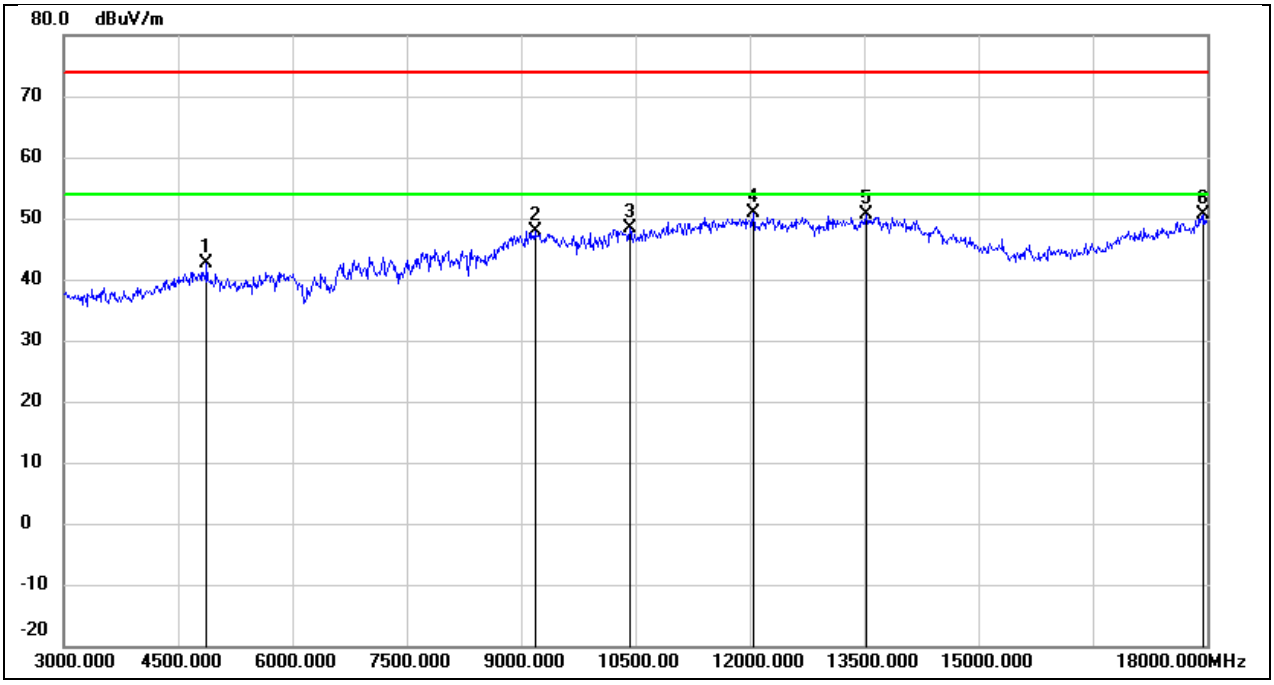

No.	Frequency (MHz)	Reading (dBuV)	Correct (dB/m)	Result (dBuV/m)	Limit (dBuV/m)	Margin (dB)	Remark
1	4875.000	42.57	-0.03	42.54	74.00	-31.46	peak
2	9180.000	37.33	10.56	47.89	74.00	-26.11	peak
3	10425.000	35.50	12.84	48.34	74.00	-25.66	peak
4	12045.000	33.05	17.93	50.98	74.00	-23.02	peak
5	13530.000	29.61	20.96	50.57	74.00	-23.43	peak
6	17955.000	25.18	25.42	50.60	74.00	-23.40	peak

This report shall not be reproduced except in full, without the written approval of UL Verification Services (Guangzhou) Co., Ltd, Song Shan Lake Branch.

Test Mode:	802.11b	Frequency(MHz):	2462
Polarity:	Horizontal	Test Voltage:	DC 3.87 V

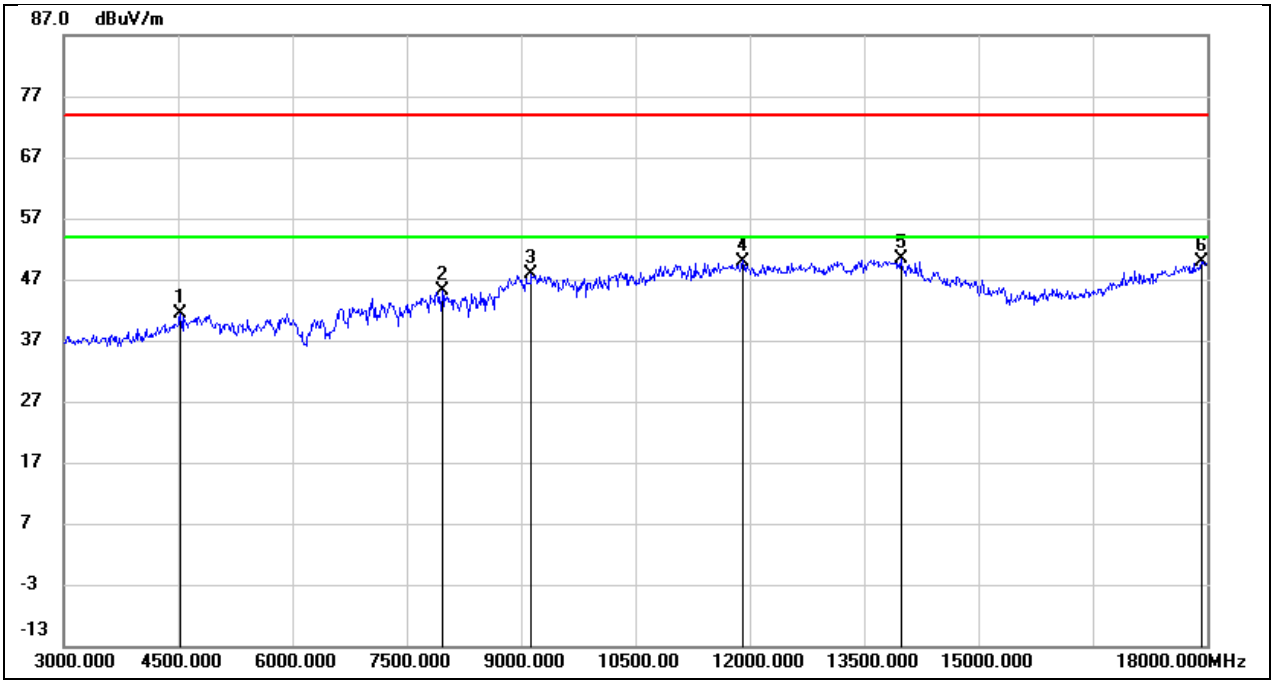

No.	Frequency (MHz)	Reading (dBuV)	Correct (dB/m)	Result (dBuV/m)	Limit (dBuV/m)	Margin (dB)	Remark
1	4530.000	42.71	-1.35	41.36	74.00	-32.64	peak
2	7965.000	38.86	6.31	45.17	74.00	-28.83	peak
3	9135.000	37.36	10.55	47.91	74.00	-26.09	peak
4	11910.000	32.28	17.72	50.00	74.00	-24.00	peak
5	13980.000	28.34	21.92	50.26	74.00	-23.74	peak
6	17925.000	24.69	25.25	49.94	74.00	-24.06	peak

This report shall not be reproduced except in full, without the written approval of UL Verification Services (Guangzhou) Co., Ltd, Song Shan Lake Branch.

Test Mode:	802.11b	Frequency(MHz):	2462
Polarity:	Vertical	Test Voltage:	DC 3.87 V

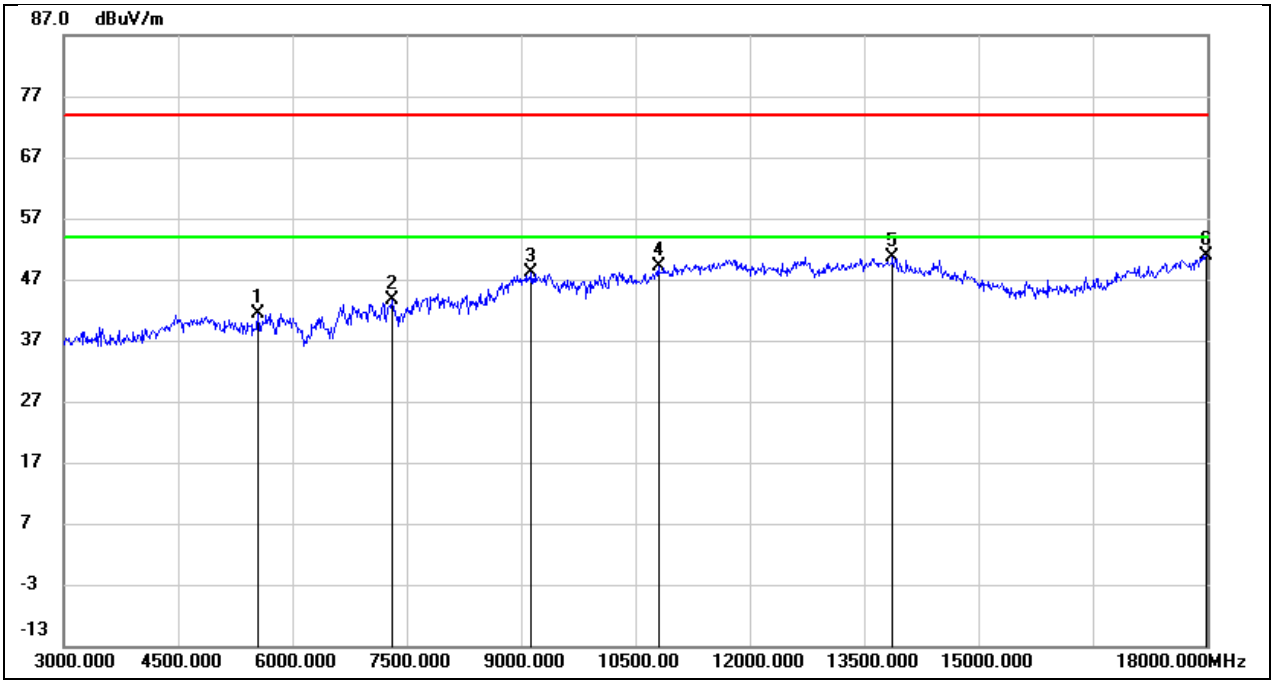

No.	Frequency (MHz)	Reading (dBuV)	Correct (dB/m)	Result (dBuV/m)	Limit (dBuV/m)	Margin (dB)	Remark
1	5550.000	40.37	0.98	41.35	74.00	-32.65	peak
2	7305.000	37.18	6.47	43.65	74.00	-30.35	peak
3	9135.000	37.51	10.55	48.06	74.00	-25.94	peak
4	10800.000	35.01	14.06	49.07	74.00	-24.93	peak
5	13875.000	28.90	21.70	50.60	74.00	-23.40	peak
6	17985.000	25.29	25.60	50.89	74.00	-23.11	peak

This report shall not be reproduced except in full, without the written approval of UL Verification Services (Guangzhou) Co., Ltd, Song Shan Lake Branch.

Test Mode:	802.11g	Frequency(MHz):	2412
Polarity:	Horizontal	Test Voltage:	DC 3.87 V

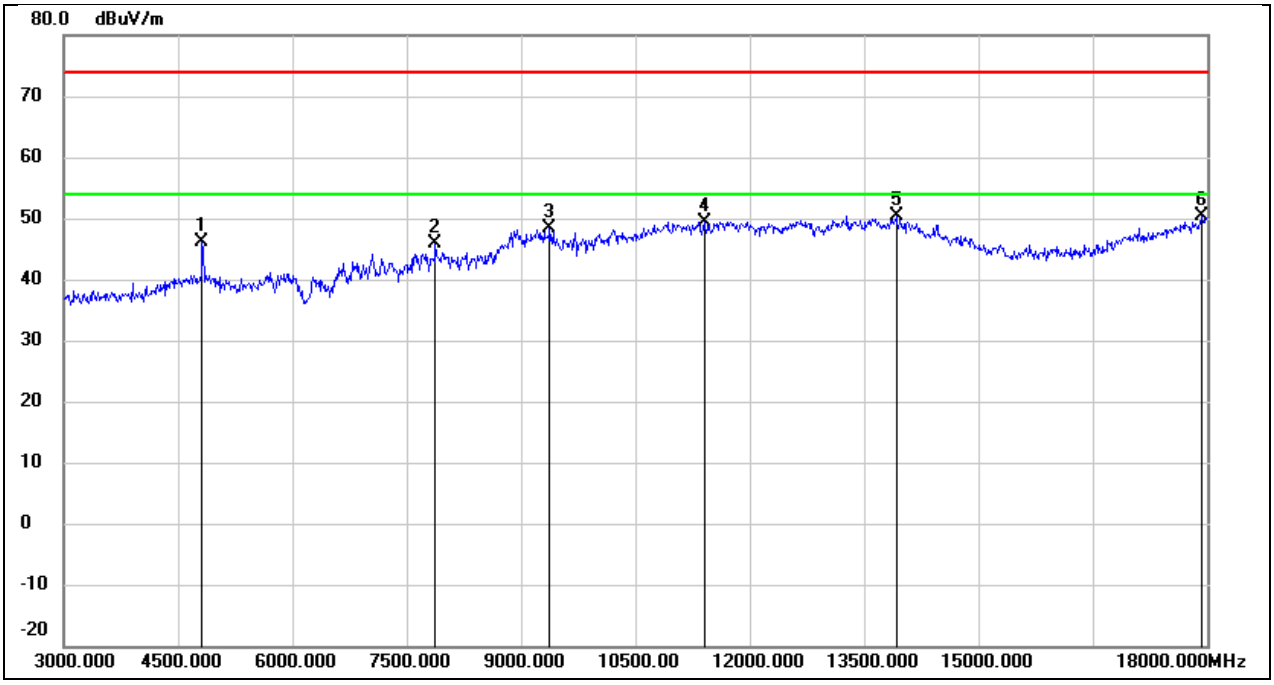

No.	Frequency (MHz)	Reading (dBuV)	Correct (dB/m)	Result (dBuV/m)	Limit (dBuV/m)	Margin (dB)	Remark
1	4815.000	46.38	-0.26	46.12	74.00	-27.88	peak
2	7875.000	39.46	6.31	45.77	74.00	-28.23	peak
3	9375.000	37.78	10.64	48.42	74.00	-25.58	peak
4	11400.000	33.26	16.23	49.49	74.00	-24.51	peak
5	13920.000	28.52	21.79	50.31	74.00	-23.69	peak
6	17925.000	25.05	25.25	50.30	74.00	-23.70	peak

This report shall not be reproduced except in full, without the written approval of UL Verification Services (Guangzhou) Co., Ltd, Song Shan Lake Branch.

Test Mode:	802.11g	Frequency(MHz):	2412
Polarity:	Vertical	Test Voltage:	DC 3.87 V

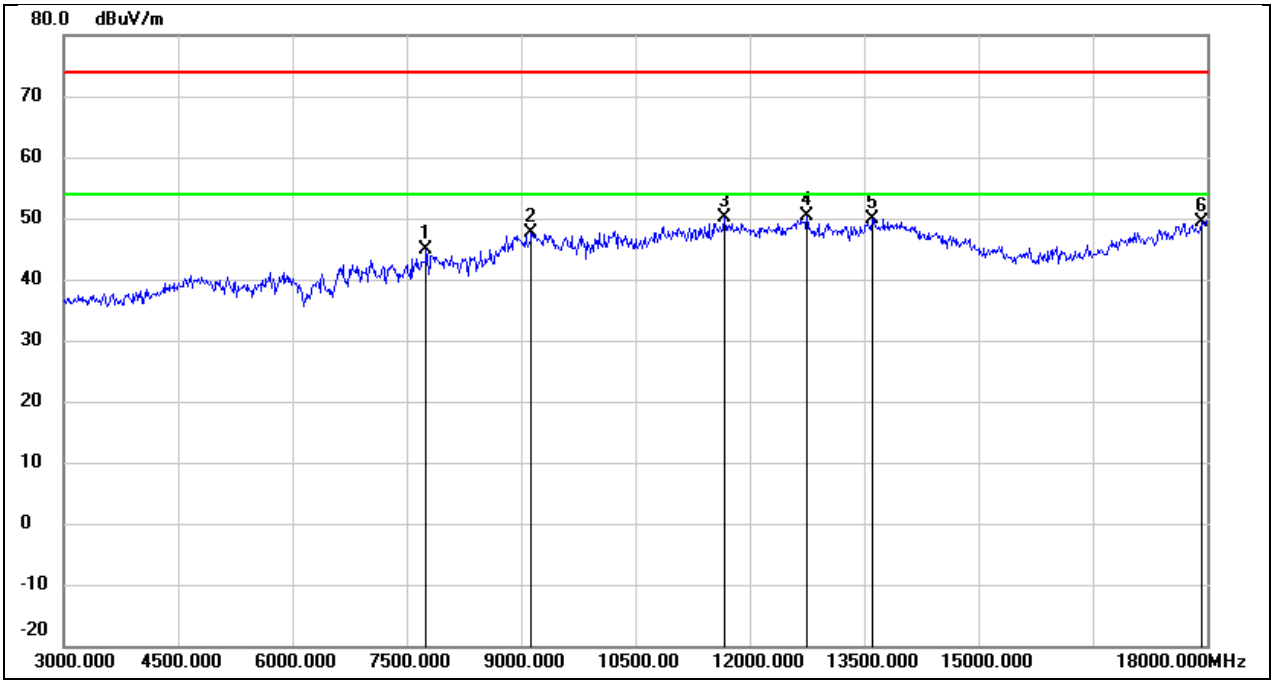

No.	Frequency (MHz)	Reading (dBuV)	Correct (dB/m)	Result (dBuV/m)	Limit (dBuV/m)	Margin (dB)	Remark
1	7755.000	38.56	6.31	44.87	74.00	-29.13	peak
2	9135.000	36.99	10.55	47.54	74.00	-26.46	peak
3	11670.000	32.95	17.07	50.02	74.00	-23.98	peak
4	12750.000	32.23	18.16	50.39	74.00	-23.61	peak
5	13605.000	28.78	21.12	49.90	74.00	-24.10	peak
6	17925.000	24.20	25.25	49.45	74.00	-24.55	peak

This report shall not be reproduced except in full, without the written approval of UL Verification Services (Guangzhou) Co., Ltd, Song Shan Lake Branch.

Test Mode:	802.11g	Frequency(MHz):	2437
Polarity:	Horizontal	Test Voltage:	DC 3.87 V

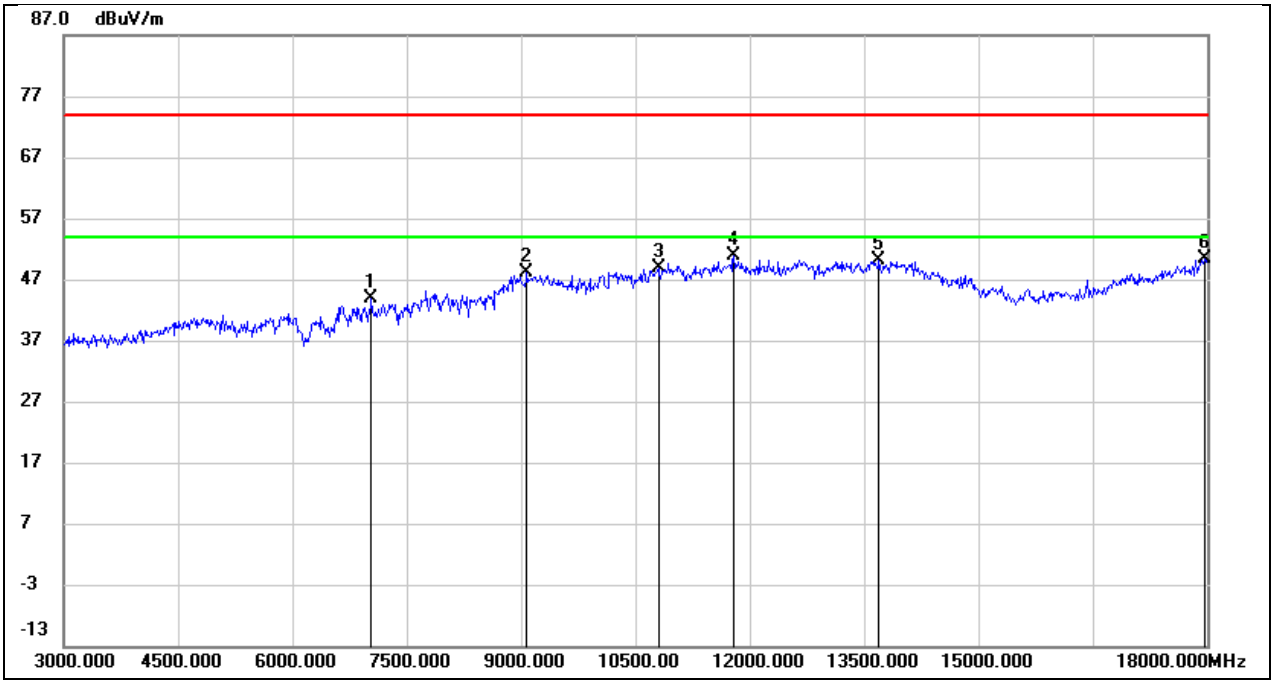

No.	Frequency (MHz)	Reading (dBuV)	Correct (dB/m)	Result (dBuV/m)	Limit (dBuV/m)	Margin (dB)	Remark
1	7035.000	37.30	6.67	43.97	74.00	-30.03	peak
2	9075.000	37.56	10.52	48.08	74.00	-25.92	peak
3	10800.000	34.70	14.06	48.76	74.00	-25.24	peak
4	11790.000	33.57	17.38	50.95	74.00	-23.05	peak
5	13695.000	28.85	21.31	50.16	74.00	-23.84	peak
6	17970.000	24.86	25.51	50.37	74.00	-23.63	peak

This report shall not be reproduced except in full, without the written approval of UL Verification Services (Guangzhou) Co., Ltd, Song Shan Lake Branch.

Test Mode:	802.11g	Frequency(MHz):	2437
Polarity:	Vertical	Test Voltage:	DC 3.87 V

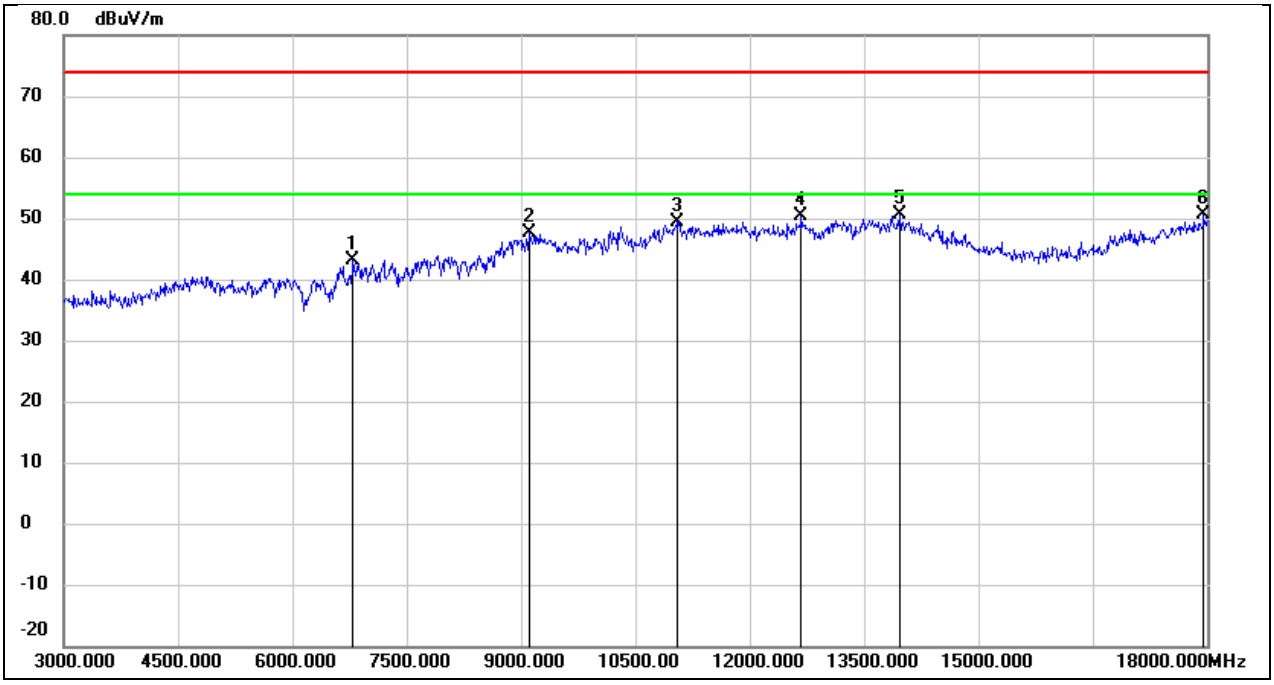

No.	Frequency (MHz)	Reading (dBuV)	Correct (dB/m)	Result (dBuV/m)	Limit (dBuV/m)	Margin (dB)	Remark
1	6795.000	37.55	5.68	43.23	74.00	-30.77	peak
2	9105.000	37.18	10.53	47.71	74.00	-26.29	peak
3	11055.000	34.42	14.96	49.38	74.00	-24.62	peak
4	12675.000	32.36	17.99	50.35	74.00	-23.65	peak
5	13965.000	28.63	21.89	50.52	74.00	-23.48	peak
6	17955.000	25.20	25.42	50.62	74.00	-23.38	peak

This report shall not be reproduced except in full, without the written approval of UL Verification Services (Guangzhou) Co., Ltd, Song Shan Lake Branch.

Test Mode:	802.11g	Frequency(MHz):	2462
Polarity:	Horizontal	Test Voltage:	DC 3.87 V

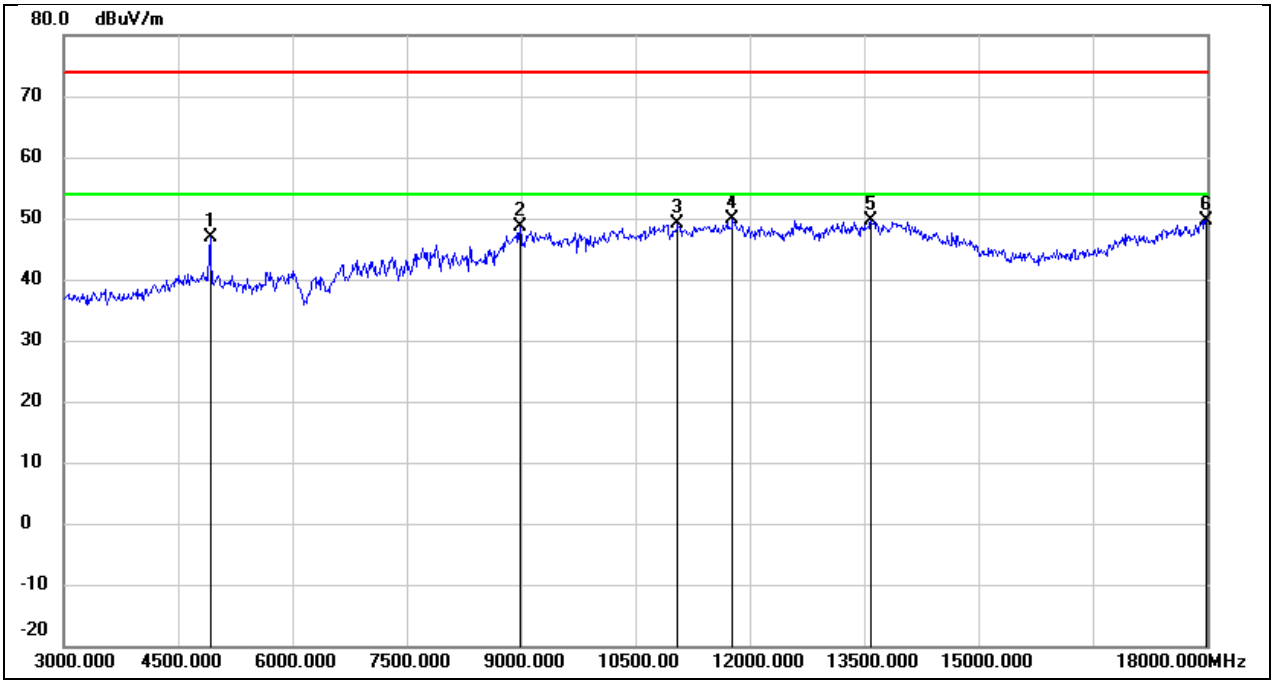

No.	Frequency (MHz)	Reading (dBuV)	Correct (dB/m)	Result (dBuV/m)	Limit (dBuV/m)	Margin (dB)	Remark
1	4920.000	46.65	0.14	46.79	74.00	-27.21	peak
2	8985.000	38.17	10.37	48.54	74.00	-25.46	peak
3	11055.000	34.06	14.96	49.02	74.00	-24.98	peak
4	11775.000	32.49	17.35	49.84	74.00	-24.16	peak
5	13590.000	28.61	21.09	49.70	74.00	-24.30	peak
6	17985.000	24.10	25.60	49.70	74.00	-24.30	peak

This report shall not be reproduced except in full, without the written approval of UL Verification Services (Guangzhou) Co., Ltd, Song Shan Lake Branch.

Test Mode:	802.11g	Frequency(MHz):	2462
Polarity:	Vertical	Test Voltage:	DC 3.87 V

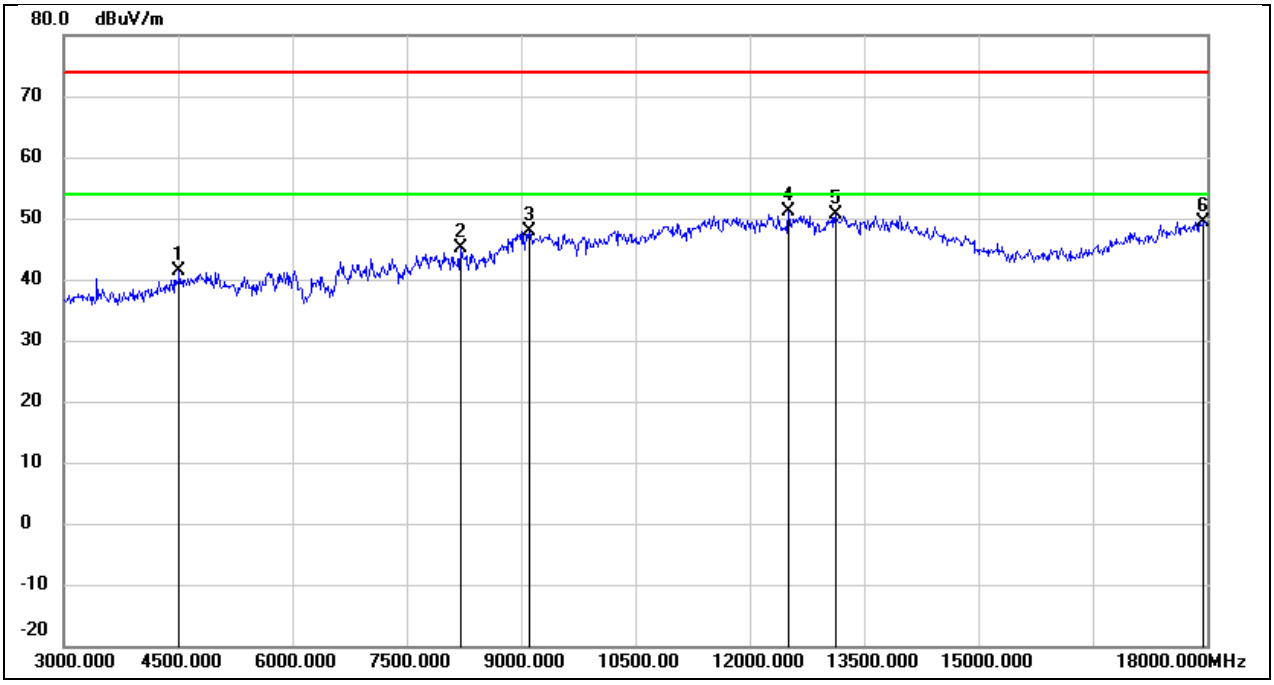

No.	Frequency (MHz)	Reading (dBuV)	Correct (dB/m)	Result (dBuV/m)	Limit (dBuV/m)	Margin (dB)	Remark
1	4515.000	42.83	-1.40	41.43	74.00	-32.57	peak
2	8205.000	38.48	6.53	45.01	74.00	-28.99	peak
3	9105.000	37.44	10.53	47.97	74.00	-26.03	peak
4	12510.000	33.40	17.62	51.02	74.00	-22.98	peak
5	13125.000	31.25	19.26	50.51	74.00	-23.49	peak
6	17955.000	24.02	25.42	49.44	74.00	-24.56	peak

This report shall not be reproduced except in full, without the written approval of UL Verification Services (Guangzhou) Co., Ltd, Song Shan Lake Branch.

Test Mode:	802.11n HT20	Frequency(MHz):	2412
Polarity:	Horizontal	Test Voltage:	DC 3.87 V

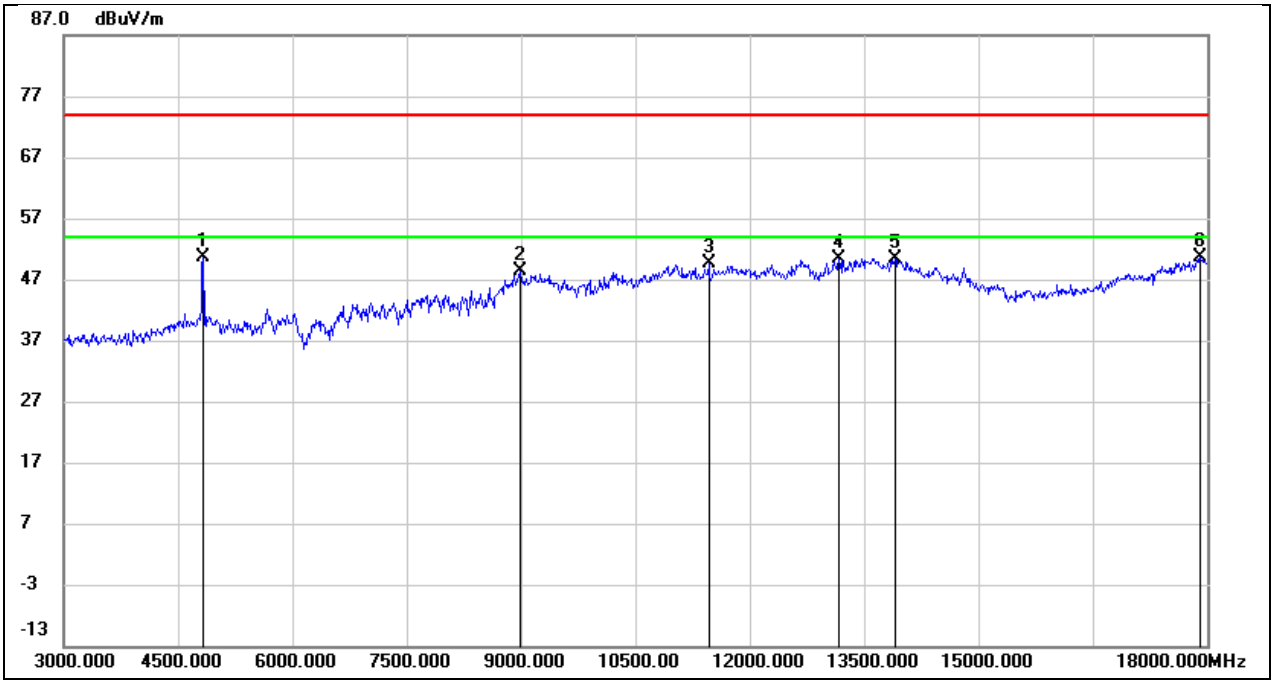

No.	Frequency (MHz)	Reading (dBuV)	Correct (dB/m)	Result (dBuV/m)	Limit (dBuV/m)	Margin (dB)	Remark
1	4830.000	50.86	-0.20	50.66	74.00	-23.34	peak
2	8985.000	38.08	10.37	48.45	74.00	-25.55	peak
3	11460.000	33.05	16.46	49.51	74.00	-24.49	peak
4	13170.000	30.83	19.46	50.29	74.00	-23.71	peak
5	13905.000	28.61	21.76	50.37	74.00	-23.63	peak
6	17910.000	25.50	25.16	50.66	74.00	-23.34	peak

This report shall not be reproduced except in full, without the written approval of UL Verification Services (Guangzhou) Co., Ltd, Song Shan Lake Branch.

Test Mode:	802.11n HT20	Frequency(MHz):	2412
Polarity:	Vertical	Test Voltage:	DC 3.87 V

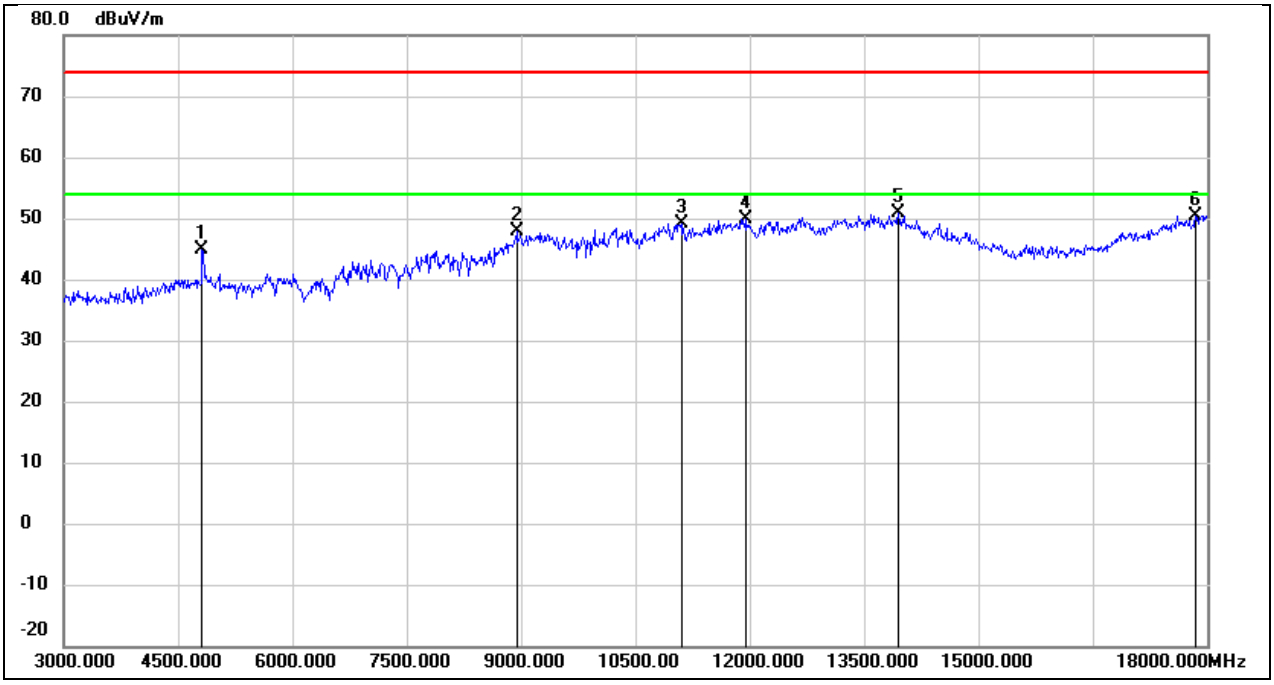

No.	Frequency (MHz)	Reading (dBuV)	Correct (dB/m)	Result (dBuV/m)	Limit (dBuV/m)	Margin (dB)	Remark
1	4815.000	45.12	-0.26	44.86	74.00	-29.14	peak
2	8940.000	37.87	10.04	47.91	74.00	-26.09	peak
3	11100.000	34.00	15.14	49.14	74.00	-24.86	peak
4	11940.000	32.08	17.80	49.88	74.00	-24.12	peak
5	13950.000	28.97	21.86	50.83	74.00	-23.17	peak
6	17850.000	25.60	24.81	50.41	74.00	-23.59	peak

This report shall not be reproduced except in full, without the written approval of UL Verification Services (Guangzhou) Co., Ltd, Song Shan Lake Branch.

Test Mode:	802.11n HT20	Frequency(MHz):	2437
Polarity:	Horizontal	Test Voltage:	DC 3.87 V

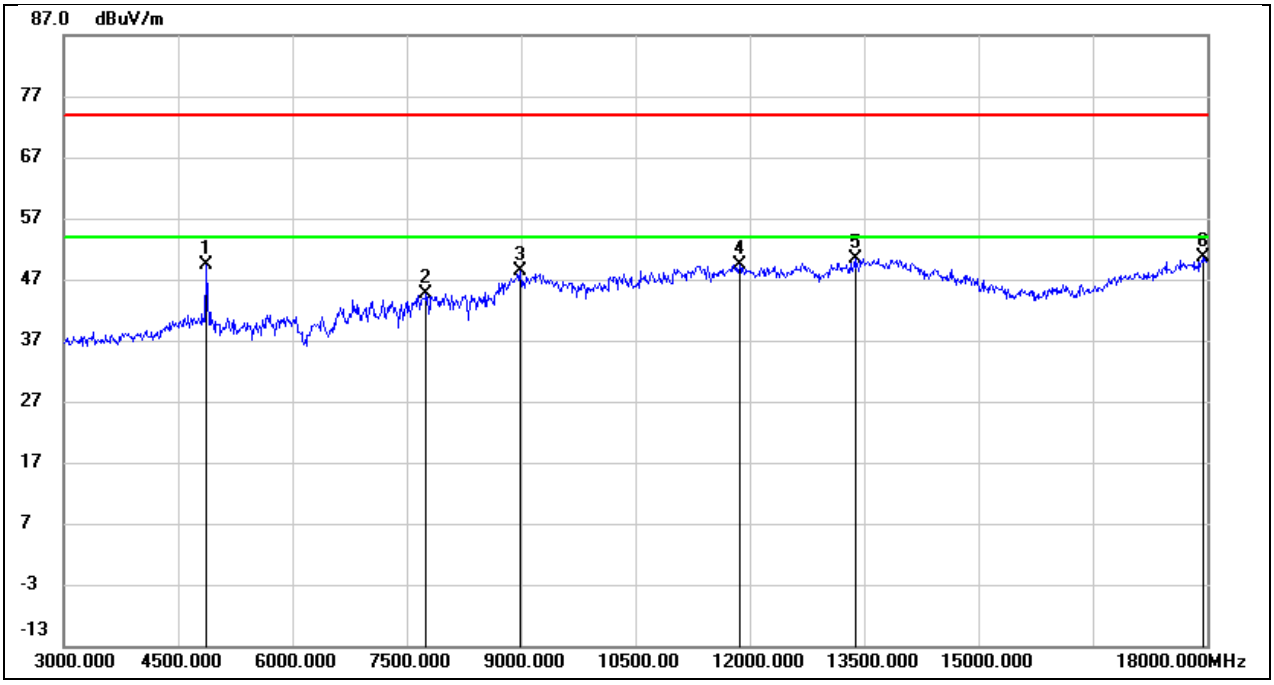

No.	Frequency (MHz)	Reading (dBuV)	Correct (dB/m)	Result (dBuV/m)	Limit (dBuV/m)	Margin (dB)	Remark
1	4875.000	49.33	-0.03	49.30	74.00	-24.70	peak
2	7755.000	38.26	6.31	44.57	74.00	-29.43	peak
3	8985.000	37.92	10.37	48.29	74.00	-25.71	peak
4	11865.000	31.87	17.59	49.46	74.00	-24.54	peak
5	13380.000	30.12	20.38	50.50	74.00	-23.50	peak
6	17955.000	25.14	25.42	50.56	74.00	-23.44	peak

This report shall not be reproduced except in full, without the written approval of UL Verification Services (Guangzhou) Co., Ltd, Song Shan Lake Branch.

Test Mode:	802.11n HT20	Frequency(MHz):	2437
Polarity:	Vertical	Test Voltage:	DC 3.87 V

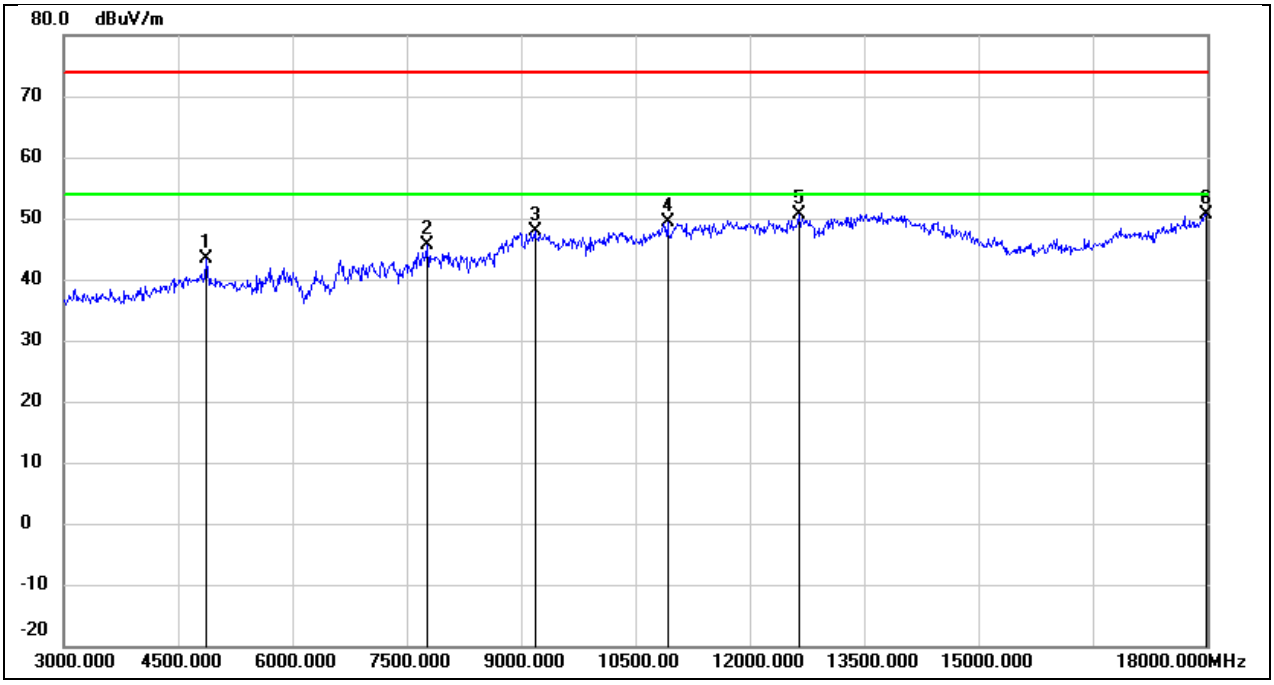

No.	Frequency (MHz)	Reading (dBuV)	Correct (dB/m)	Result (dBuV/m)	Limit (dBuV/m)	Margin (dB)	Remark
1	4875.000	43.30	-0.03	43.27	74.00	-30.73	peak
2	7770.000	39.28	6.31	45.59	74.00	-28.41	peak
3	9180.000	37.35	10.56	47.91	74.00	-26.09	peak
4	10920.000	34.98	14.49	49.47	74.00	-24.53	peak
5	12645.000	32.60	17.92	50.52	74.00	-23.48	peak
6	17985.000	25.04	25.60	50.64	74.00	-23.36	peak

This report shall not be reproduced except in full, without the written approval of UL Verification Services (Guangzhou) Co., Ltd, Song Shan Lake Branch.

Test Mode:	802.11n HT20	Frequency(MHz):	2462
Polarity:	Horizontal	Test Voltage:	DC 3.87 V

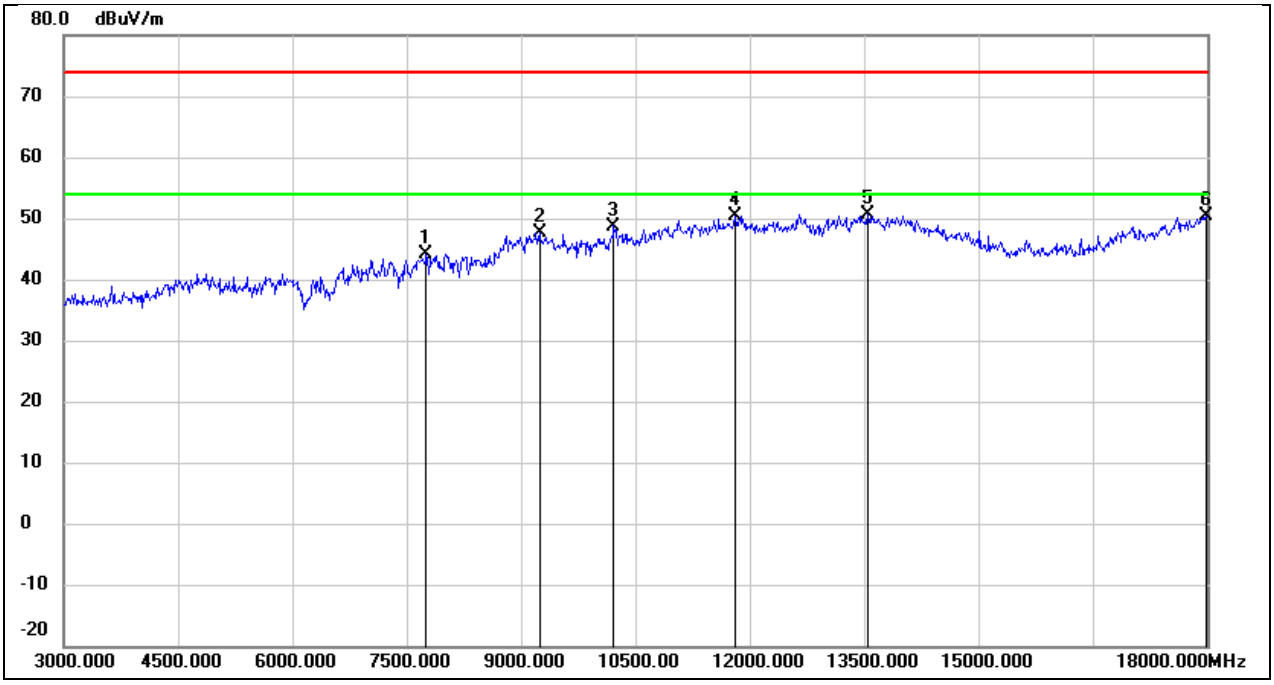

No.	Frequency (MHz)	Reading (dBuV)	Correct (dB/m)	Result (dBuV/m)	Limit (dBuV/m)	Margin (dB)	Remark
1	7755.000	37.86	6.31	44.17	74.00	-29.83	peak
2	9240.000	37.08	10.58	47.66	74.00	-26.34	peak
3	10215.000	36.32	12.43	48.75	74.00	-25.25	peak
4	11805.000	32.98	17.43	50.41	74.00	-23.59	peak
5	13545.000	29.52	20.99	50.51	74.00	-23.49	peak
6	17985.000	24.68	25.60	50.28	74.00	-23.72	peak

This report shall not be reproduced except in full, without the written approval of UL Verification Services (Guangzhou) Co., Ltd, Song Shan Lake Branch.

Test Mode:	802.11n HT20	Frequency(MHz):	2462
Polarity:	Vertical	Test Voltage:	DC 3.87 V

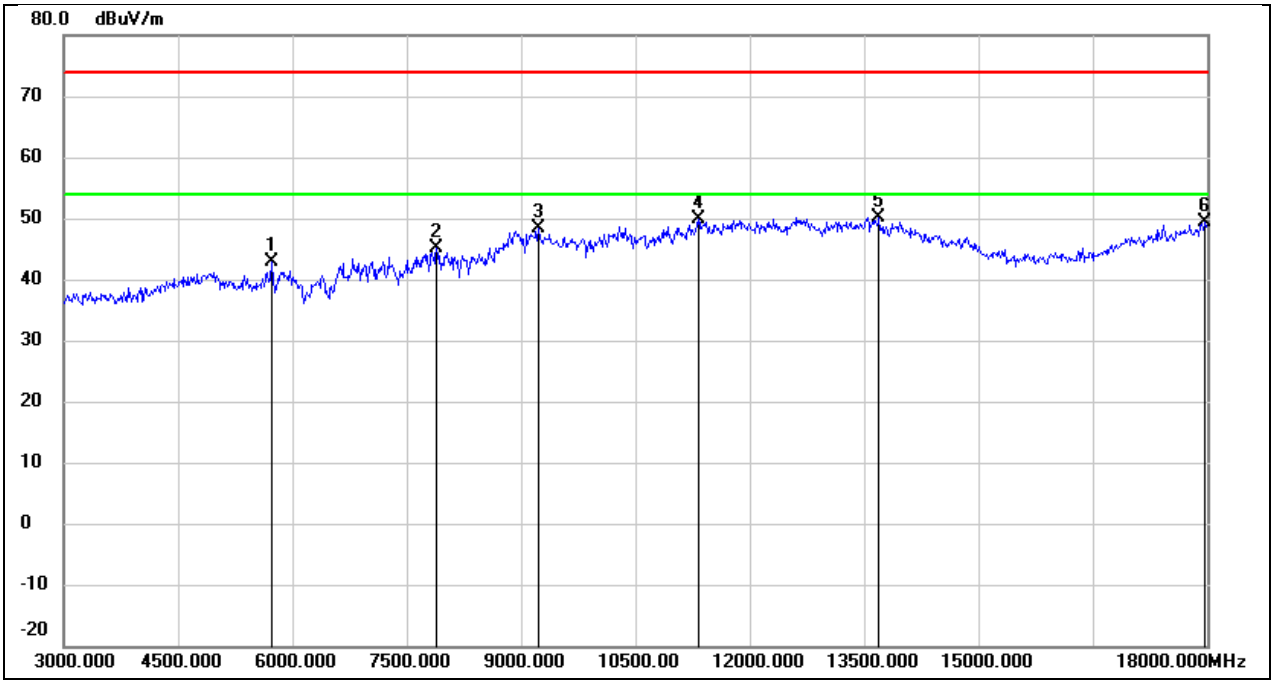

No.	Frequency (MHz)	Reading (dBuV)	Correct (dB/m)	Result (dBuV/m)	Limit (dBuV/m)	Margin (dB)	Remark
1	5730.000	41.41	1.49	42.90	74.00	-31.10	peak
2	7890.000	38.79	6.31	45.10	74.00	-28.90	peak
3	9225.000	37.81	10.58	48.39	74.00	-25.61	peak
4	11325.000	34.03	15.95	49.98	74.00	-24.02	peak
5	13695.000	28.87	21.31	50.18	74.00	-23.82	peak
6	17970.000	23.79	25.51	49.30	74.00	-24.70	peak

This report shall not be reproduced except in full, without the written approval of UL Verification Services (Guangzhou) Co., Ltd, Song Shan Lake Branch.

Test Mode:	802.11n HT40	Frequency(MHz):	2422
Polarity:	Horizontal	Test Voltage:	DC 3.87 V

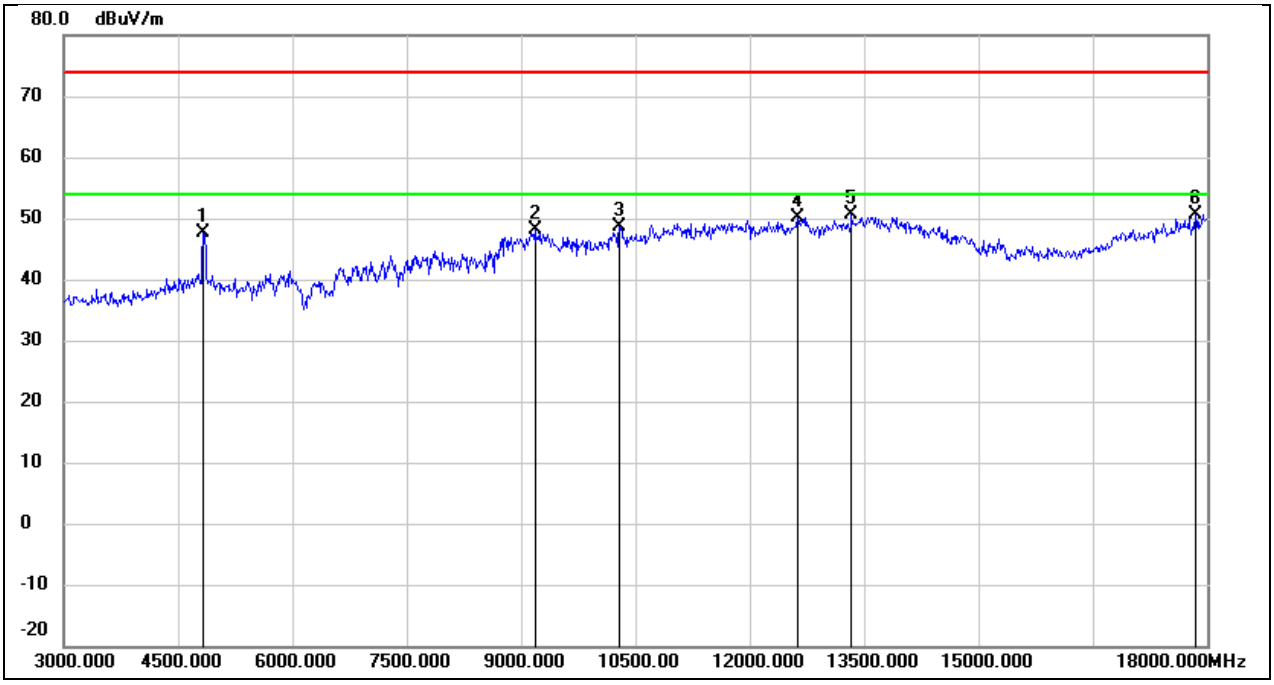

No.	Frequency (MHz)	Reading (dBuV)	Correct (dB/m)	Result (dBuV/m)	Limit (dBuV/m)	Margin (dB)	Remark
1	4830.000	47.95	-0.20	47.75	74.00	-26.25	peak
2	9180.000	37.54	10.56	48.10	74.00	-25.90	peak
3	10290.000	36.05	12.59	48.64	74.00	-25.36	peak
4	12630.000	32.23	17.89	50.12	74.00	-23.88	peak
5	13335.000	30.36	20.18	50.54	74.00	-23.46	peak
6	17850.000	25.81	24.81	50.62	74.00	-23.38	peak

This report shall not be reproduced except in full, without the written approval of UL Verification Services (Guangzhou) Co., Ltd, Song Shan Lake Branch.

Test Mode:	802.11n HT40	Frequency(MHz):	2422
Polarity:	Vertical	Test Voltage:	DC 3.87 V

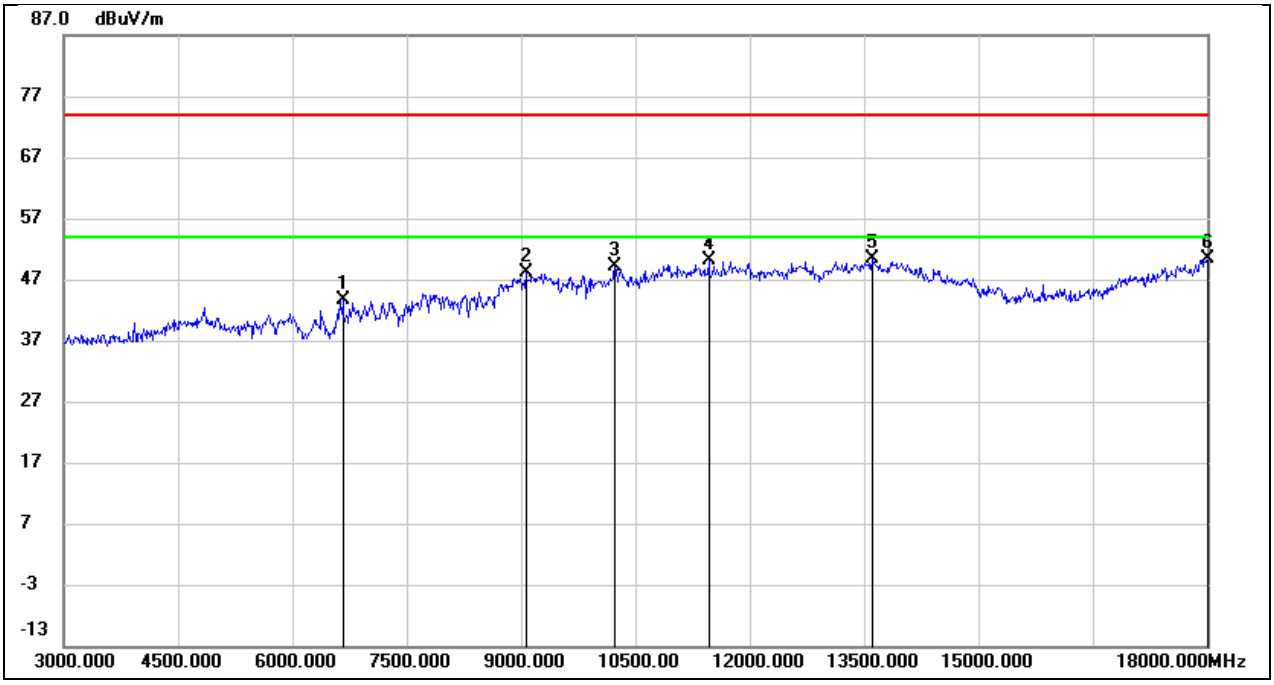

No.	Frequency (MHz)	Reading (dBuV)	Correct (dB/m)	Result (dBuV/m)	Limit (dBuV/m)	Margin (dB)	Remark
1	6660.000	38.54	5.02	43.56	74.00	-30.44	peak
2	9060.000	37.60	10.51	48.11	74.00	-25.89	peak
3	10230.000	36.60	12.46	49.06	74.00	-24.94	peak
4	11460.000	33.68	16.46	50.14	74.00	-23.86	peak
5	13605.000	29.37	21.12	50.49	74.00	-23.51	peak
6	18000.000	24.71	25.69	50.40	74.00	-23.60	peak

This report shall not be reproduced except in full, without the written approval of UL Verification Services (Guangzhou) Co., Ltd, Song Shan Lake Branch.

Test Mode:	802.11n HT40	Frequency(MHz):	2437
Polarity:	Horizontal	Test Voltage:	DC 3.87 V

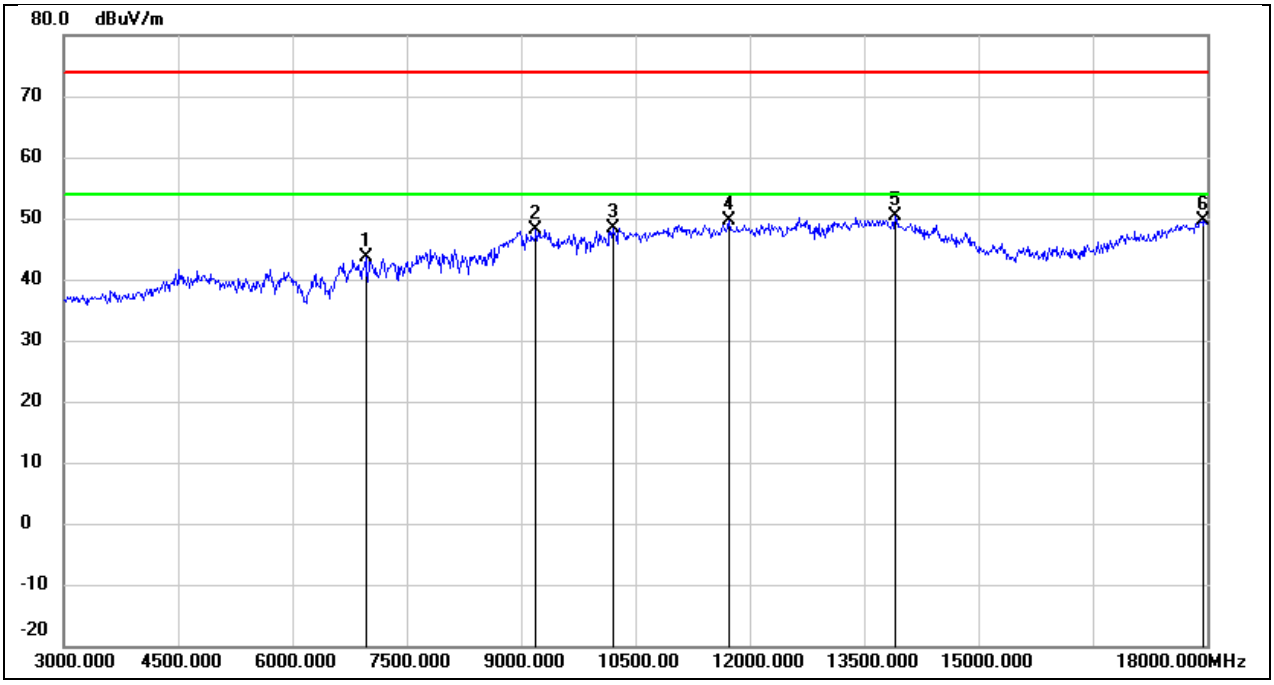

No.	Frequency (MHz)	Reading (dBuV)	Correct (dB/m)	Result (dBuV/m)	Limit (dBuV/m)	Margin (dB)	Remark
1	6960.000	37.14	6.50	43.64	74.00	-30.36	peak
2	9195.000	37.60	10.56	48.16	74.00	-25.84	peak
3	10200.000	36.09	12.40	48.49	74.00	-25.51	peak
4	11730.000	32.46	17.22	49.68	74.00	-24.32	peak
5	13905.000	28.59	21.76	50.35	74.00	-23.65	peak
6	17940.000	24.31	25.34	49.65	74.00	-24.35	peak

This report shall not be reproduced except in full, without the written approval of UL Verification Services (Guangzhou) Co., Ltd, Song Shan Lake Branch.

Test Mode:	802.11n HT40	Frequency(MHz):	2437
Polarity:	Vertical	Test Voltage:	DC 3.87 V

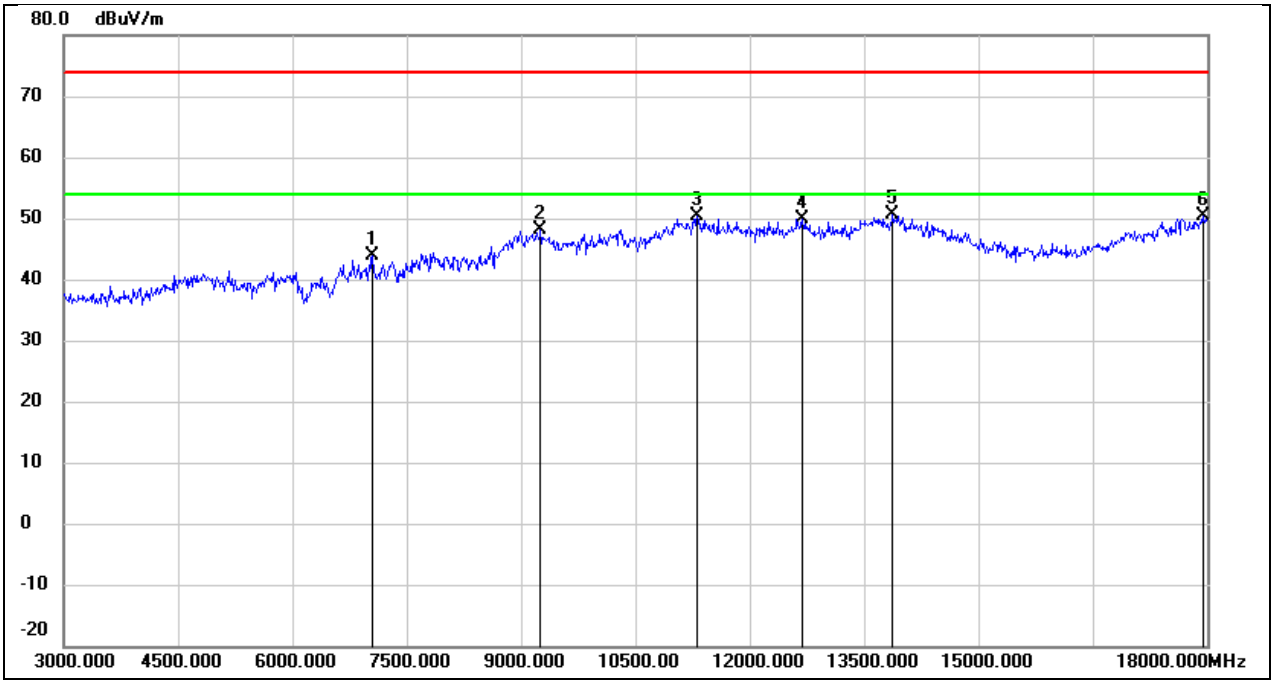

No.	Frequency (MHz)	Reading (dBuV)	Correct (dB/m)	Result (dBuV/m)	Limit (dBuV/m)	Margin (dB)	Remark
1	7050.000	37.32	6.66	43.98	74.00	-30.02	peak
2	9255.000	37.43	10.59	48.02	74.00	-25.98	peak
3	11310.000	34.35	15.91	50.26	74.00	-23.74	peak
4	12690.000	31.86	18.02	49.88	74.00	-24.12	peak
5	13875.000	28.98	21.70	50.68	74.00	-23.32	peak
6	17940.000	25.09	25.34	50.43	74.00	-23.57	peak

This report shall not be reproduced except in full, without the written approval of UL Verification Services (Guangzhou) Co., Ltd, Song Shan Lake Branch.

Test Mode:	802.11n HT40	Frequency(MHz):	2452
Polarity:	Horizontal	Test Voltage:	DC 3.87 V

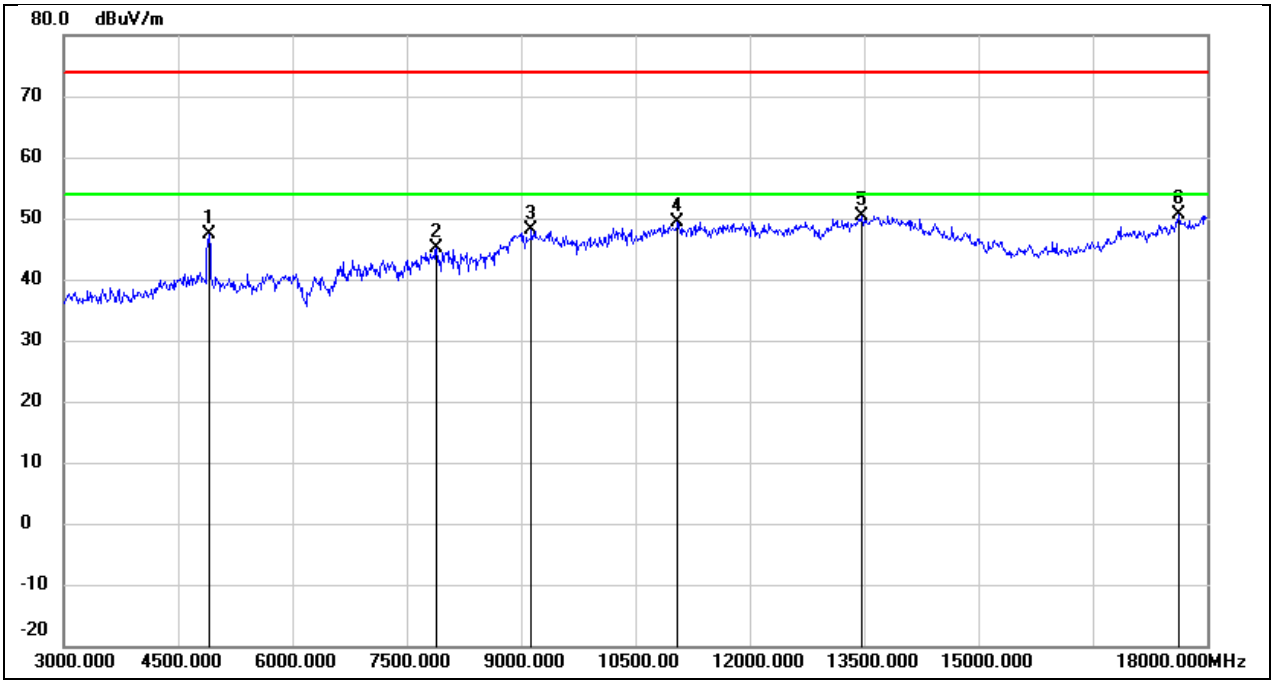

No.	Frequency (MHz)	Reading (dBuV)	Correct (dB/m)	Result (dBuV/m)	Limit (dBuV/m)	Margin (dB)	Remark
1	4905.000	47.24	0.09	47.33	74.00	-26.67	peak
2	7890.000	38.70	6.31	45.01	74.00	-28.99	peak
3	9135.000	37.65	10.55	48.20	74.00	-25.80	peak
4	11055.000	34.46	14.96	49.42	74.00	-24.58	peak
5	13470.000	29.69	20.77	50.46	74.00	-23.54	peak
6	17625.000	27.05	23.47	50.52	74.00	-23.48	peak

This report shall not be reproduced except in full, without the written approval of UL Verification Services (Guangzhou) Co., Ltd, Song Shan Lake Branch.

Test Mode:	802.11n HT40	Frequency(MHz):	2452
Polarity:	Vertical	Test Voltage:	DC 3.87 V

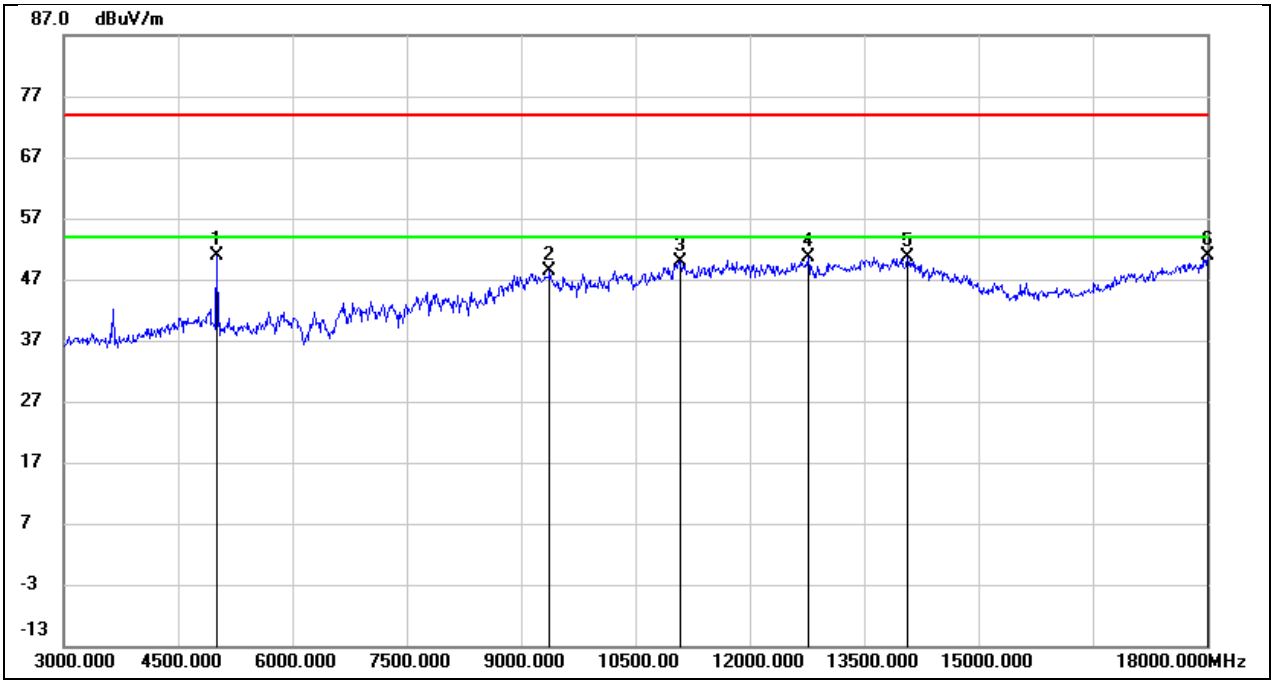

No.	Frequency (MHz)	Reading (dBuV)	Correct (dB/m)	Result (dBuV/m)	Limit (dBuV/m)	Margin (dB)	Remark
1	5010.000	50.35	0.46	50.81	74.00	-23.19	peak
2	9375.000	37.82	10.64	48.46	74.00	-25.54	peak
3	11085.000	34.69	15.08	49.77	74.00	-24.23	peak
4	12765.000	32.42	18.20	50.62	74.00	-23.38	peak
5	14070.000	29.03	21.67	50.70	74.00	-23.30	peak
6	18000.000	25.31	25.69	51.00	74.00	-23.00	peak

This report shall not be reproduced except in full, without the written approval of UL Verification Services (Guangzhou) Co., Ltd, Song Shan Lake Branch.

Test Mode:	802.11ax HE20	Frequency(MHz):	2412
Polarity:	Horizontal	Test Voltage:	DC 3.87 V

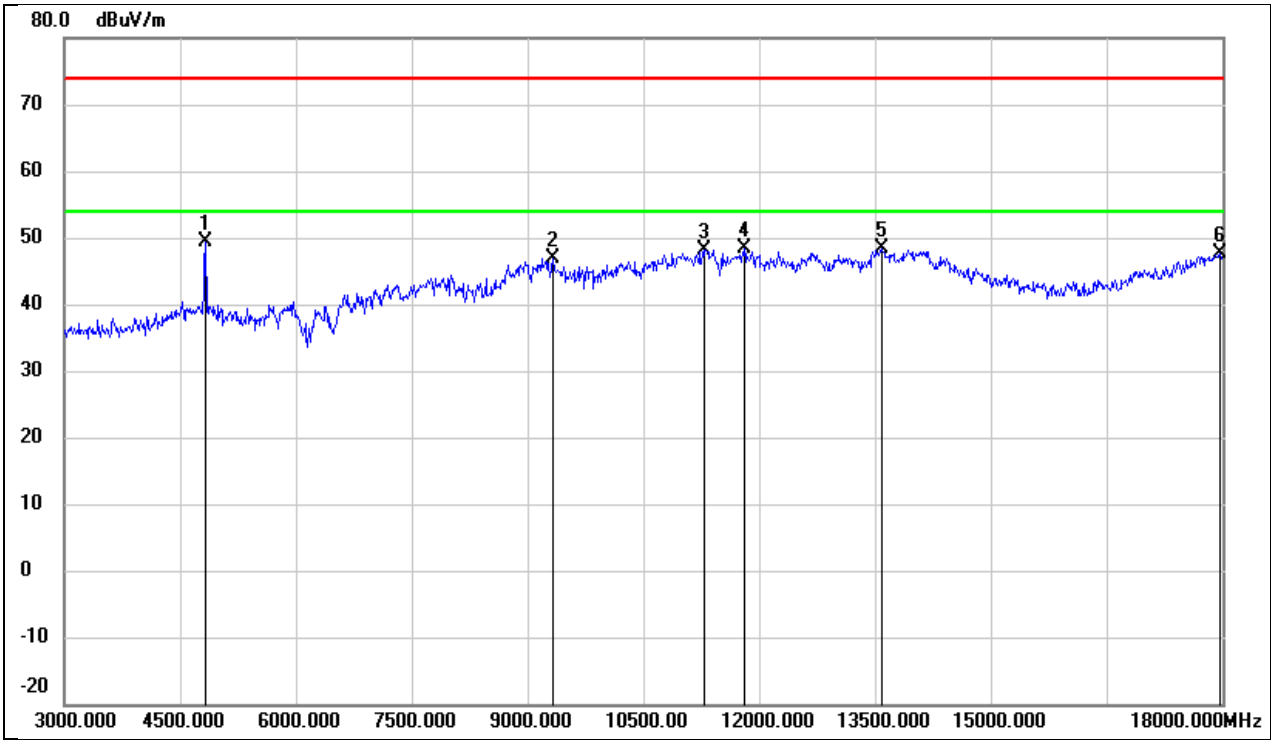

No.	Frequency (MHz)	Reading (dBuV)	Correct (dB/m)	Result (dBuV/m)	Limit (dBuV/m)	Margin (dB)	Remark
1	4830.000	49.68	-0.20	49.48	74.00	-24.52	peak
2	9330.000	36.35	10.62	46.97	74.00	-27.03	peak
3	11295.000	32.35	15.85	48.20	74.00	-25.80	peak
4	11805.000	31.04	17.43	48.47	74.00	-25.53	peak
5	13590.000	27.19	21.09	48.28	74.00	-25.72	peak
6	17970.000	22.22	25.51	47.73	74.00	-26.27	peak

This report shall not be reproduced except in full, without the written approval of UL Verification Services (Guangzhou) Co., Ltd, Song Shan Lake Branch.

Test Mode:	802.11ax HE20	Frequency(MHz):	2412
Polarity:	Vertical	Test Voltage:	DC 3.87 V

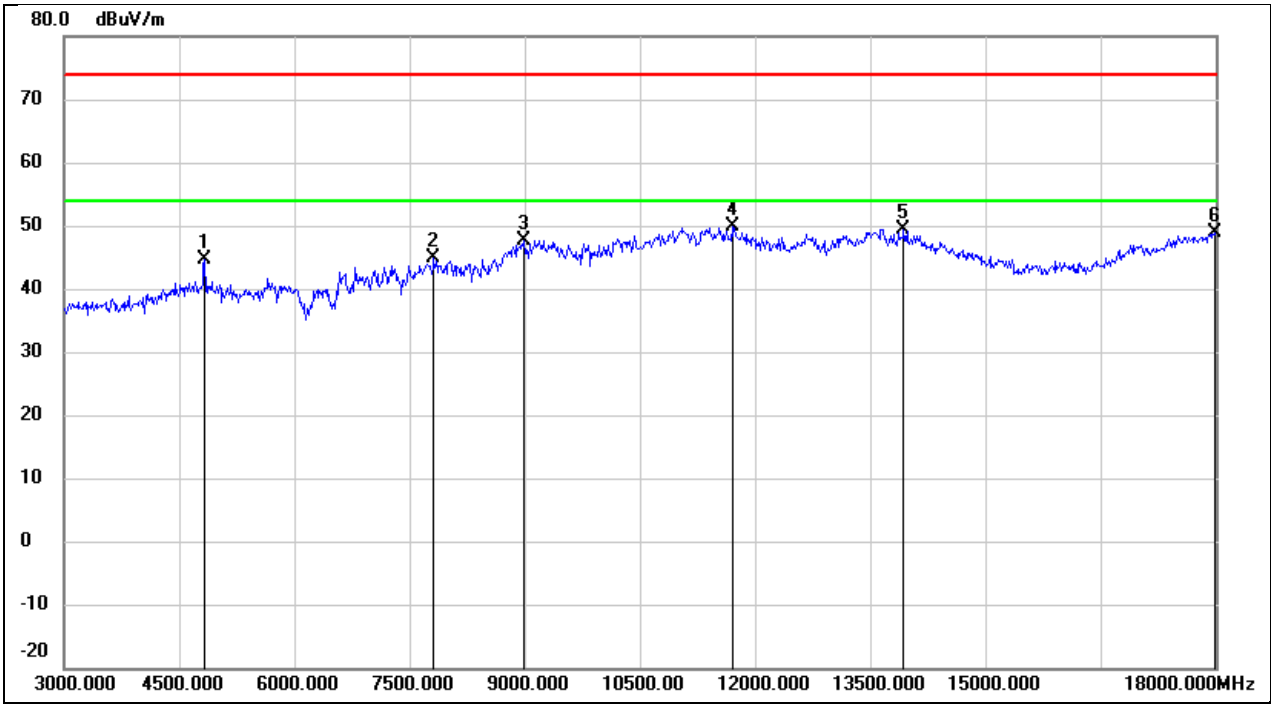

No.	Frequency (MHz)	Reading (dBuV)	Correct (dB/m)	Result (dBuV/m)	Limit (dBuV/m)	Margin (dB)	Remark
1	4830.000	44.92	-0.20	44.72	74.00	-29.28	peak
2	7815.000	38.62	6.32	44.94	74.00	-29.06	peak
3	8985.000	37.33	10.37	47.70	74.00	-26.30	peak
4	11700.000	32.72	17.14	49.86	74.00	-24.14	peak
5	13935.000	27.60	21.82	49.42	74.00	-24.58	peak
6	17985.000	23.21	25.60	48.81	74.00	-25.19	peak

This report shall not be reproduced except in full, without the written approval of UL Verification Services (Guangzhou) Co., Ltd, Song Shan Lake Branch.

Test Mode:	802.11ax HE20	Frequency(MHz):	2437
Polarity:	Horizontal	Test Voltage:	DC 3.87 V

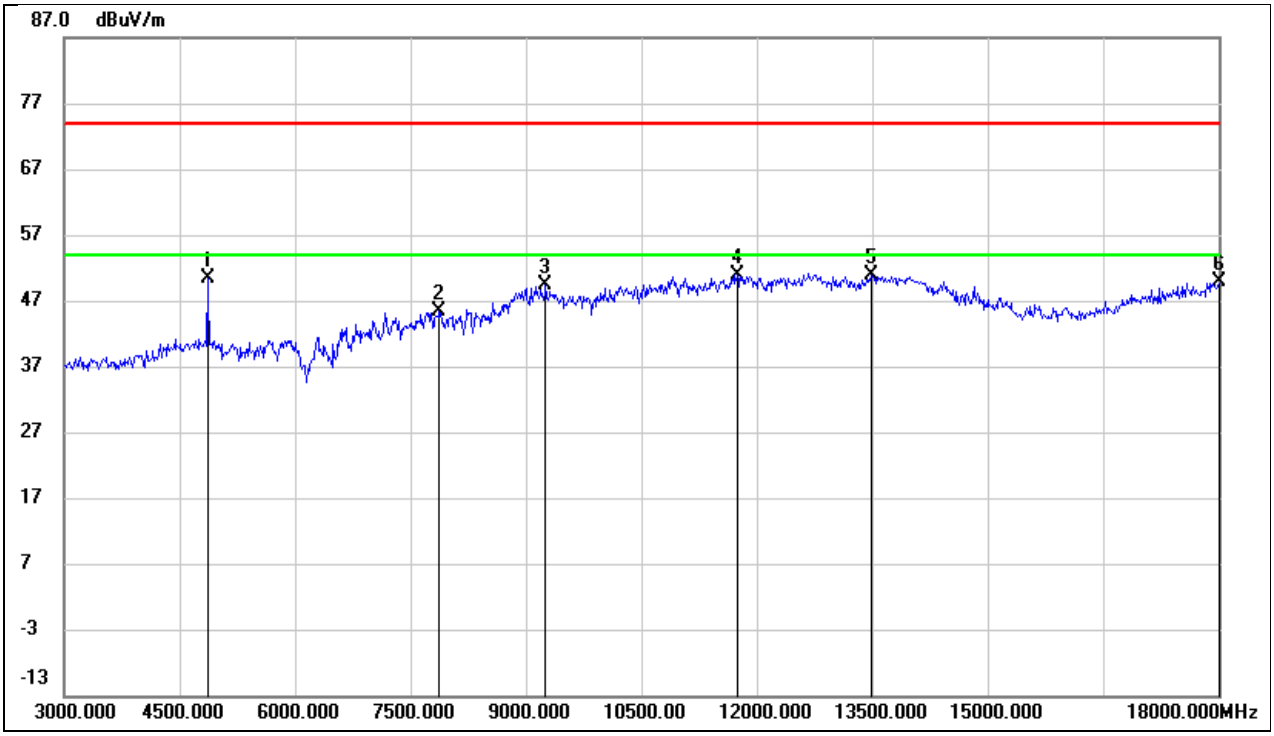

No.	Frequency (MHz)	Reading (dBuV)	Correct (dB/m)	Result (dBuV/m)	Limit (dBuV/m)	Margin (dB)	Remark
1	4860.000	50.39	-0.09	50.30	74.00	-23.70	peak
2	7875.000	39.04	6.31	45.35	74.00	-28.65	peak
3	9255.000	38.82	10.59	49.41	74.00	-24.59	peak
4	11745.000	33.67	17.27	50.94	74.00	-23.06	peak
5	13485.000	29.95	20.84	50.79	74.00	-23.21	peak
6	18000.000	24.28	25.69	49.97	74.00	-24.03	peak

This report shall not be reproduced except in full, without the written approval of UL Verification Services (Guangzhou) Co., Ltd, Song Shan Lake Branch.

Test Mode:	802.11ax HE20	Frequency(MHz):	2437
Polarity:	Vertical	Test Voltage:	DC 3.87 V

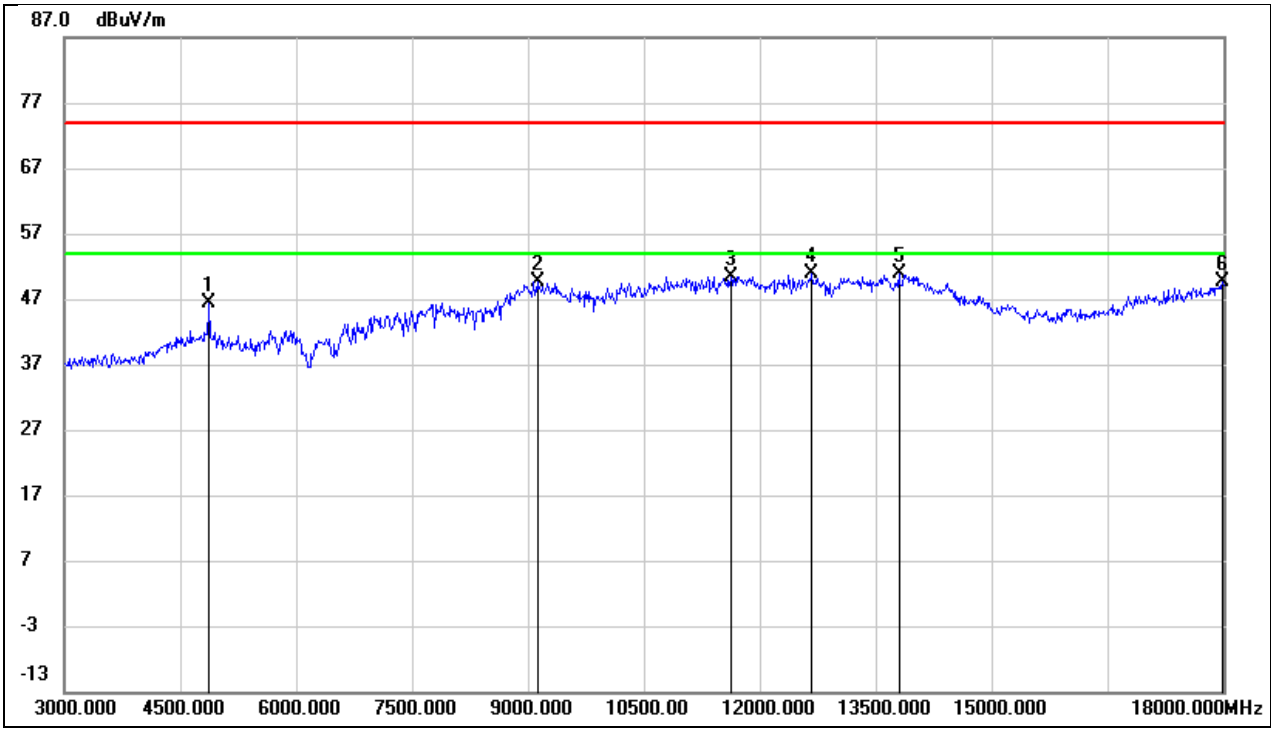

No.	Frequency (MHz)	Reading (dBuV)	Correct (dB/m)	Result (dBuV/m)	Limit (dBuV/m)	Margin (dB)	Remark
1	4875.000	46.32	-0.03	46.29	74.00	-27.71	peak
2	9120.000	39.07	10.53	49.60	74.00	-24.40	peak
3	11625.000	33.49	16.94	50.43	74.00	-23.57	peak
4	12675.000	32.89	17.99	50.88	74.00	-23.12	peak
5	13800.000	29.24	21.54	50.78	74.00	-23.22	peak
6	17985.000	23.94	25.60	49.54	74.00	-24.46	peak

This report shall not be reproduced except in full, without the written approval of UL Verification Services (Guangzhou) Co., Ltd, Song Shan Lake Branch.

Test Mode:	802.11ax HE20	Frequency(MHz):	2462
Polarity:	Horizontal	Test Voltage:	DC 3.87 V

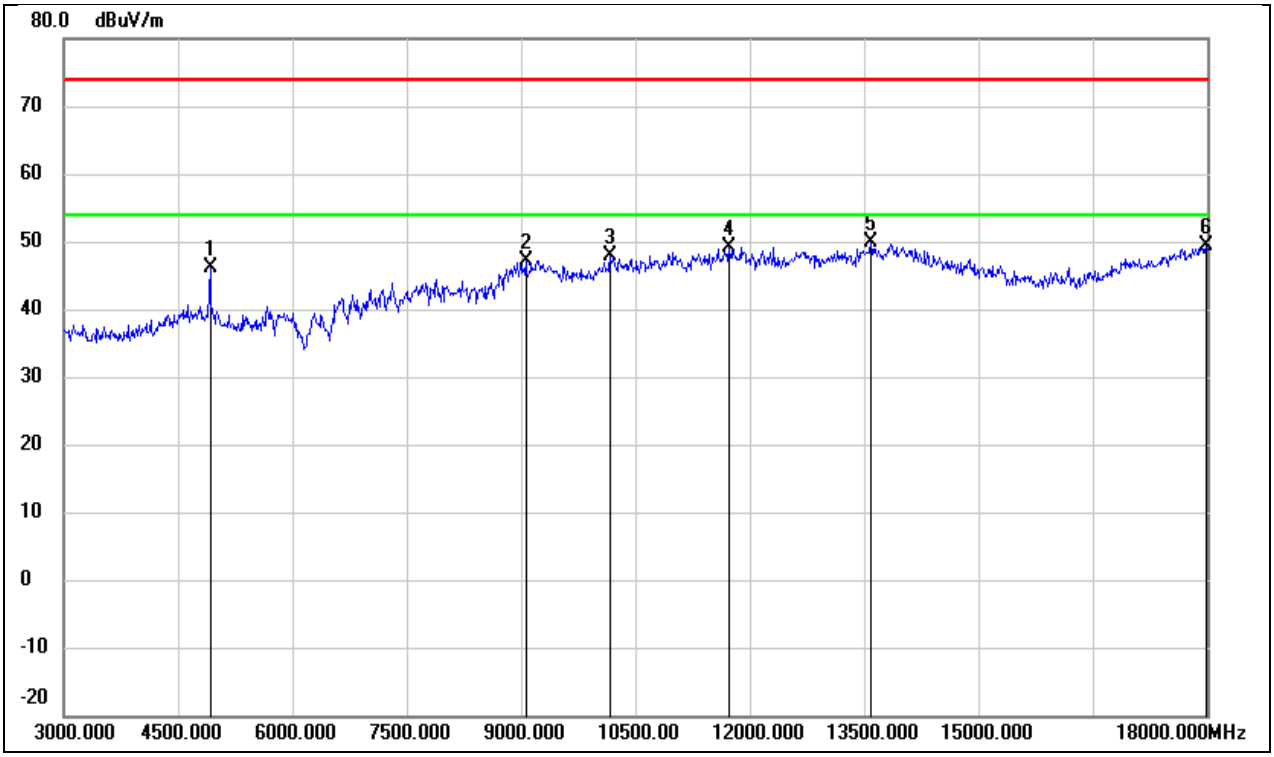

No.	Frequency (MHz)	Reading (dBuV)	Correct (dB/m)	Result (dBuV/m)	Limit (dBuV/m)	Margin (dB)	Remark
1	4920.000	46.06	0.14	46.20	74.00	-27.80	peak
2	9060.000	36.72	10.51	47.23	74.00	-26.77	peak
3	10170.000	35.58	12.34	47.92	74.00	-26.08	peak
4	11730.000	31.97	17.22	49.19	74.00	-24.81	peak
5	13590.000	28.89	21.09	49.98	74.00	-24.02	peak
6	17985.000	23.86	25.60	49.46	74.00	-24.54	peak

This report shall not be reproduced except in full, without the written approval of UL Verification Services (Guangzhou) Co., Ltd, Song Shan Lake Branch.

Test Mode:	802.11ax HE20	Frequency(MHz):	2462
Polarity:	Vertical	Test Voltage:	DC 3.87 V

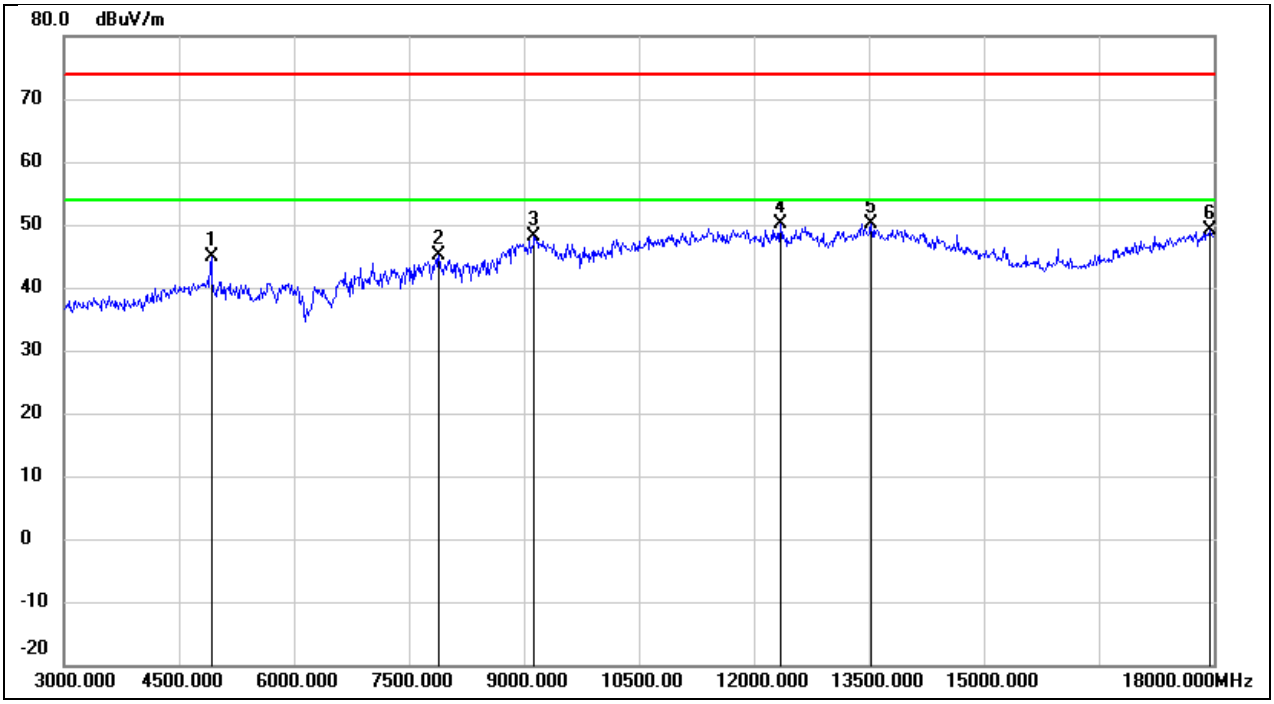

No.	Frequency (MHz)	Reading (dBuV)	Correct (dB/m)	Result (dBuV/m)	Limit (dBuV/m)	Margin (dB)	Remark
1	4920.000	44.66	0.14	44.80	74.00	-29.20	peak
2	7890.000	38.88	6.31	45.19	74.00	-28.81	peak
3	9135.000	37.49	10.55	48.04	74.00	-25.96	peak
4	12345.000	32.39	17.71	50.10	74.00	-23.90	peak
5	13530.000	29.28	20.96	50.24	74.00	-23.76	peak
6	17940.000	23.83	25.34	49.17	74.00	-24.83	peak

This report shall not be reproduced except in full, without the written approval of UL Verification Services (Guangzhou) Co., Ltd, Song Shan Lake Branch.

Test Mode:	802.11ax HE40	Frequency(MHz):	2422
Polarity:	Horizontal	Test Voltage:	DC 3.87 V

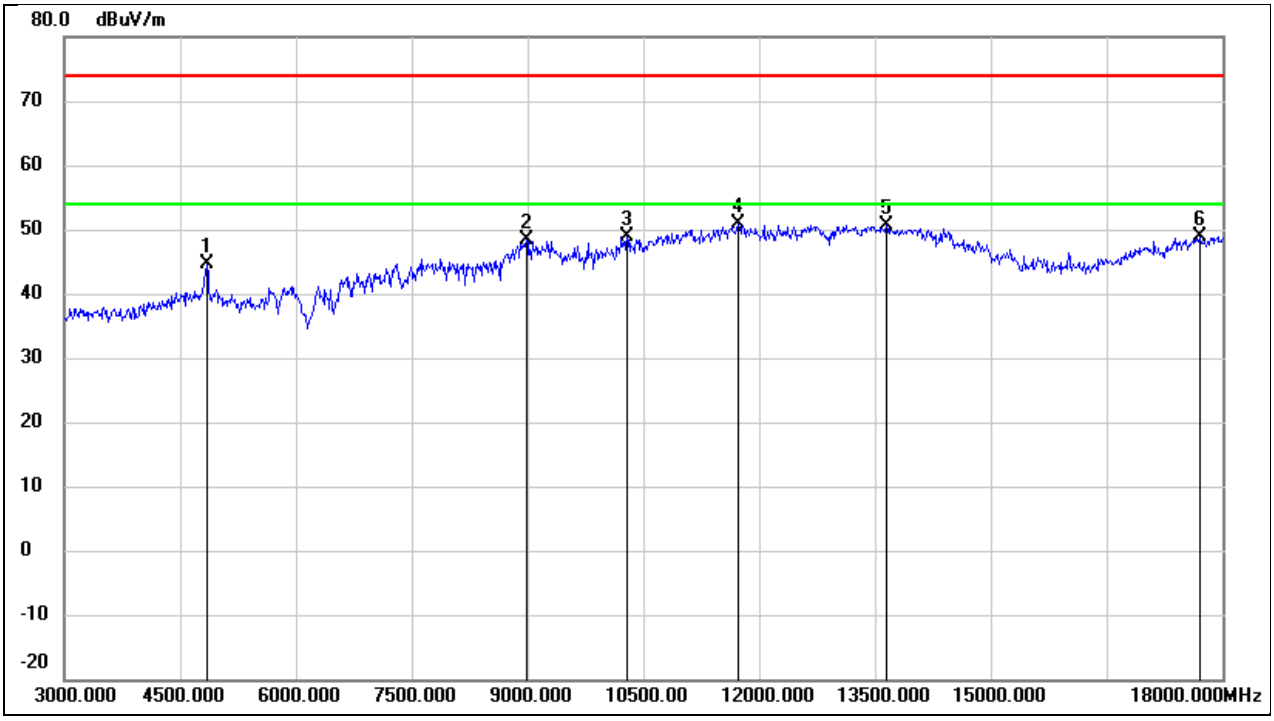

No.	Frequency (MHz)	Reading (dBuV)	Correct (dB/m)	Result (dBuV/m)	Limit (dBuV/m)	Margin (dB)	Remark
1	4845.000	44.84	-0.15	44.69	74.00	-29.31	peak
2	8985.000	38.12	10.37	48.49	74.00	-25.51	peak
3	10290.000	36.38	12.59	48.97	74.00	-25.03	peak
4	11730.000	33.69	17.22	50.91	74.00	-23.09	peak
5	13650.000	29.46	21.21	50.67	74.00	-23.33	peak
6	17700.000	25.00	23.91	48.91	74.00	-25.09	peak

This report shall not be reproduced except in full, without the written approval of UL Verification Services (Guangzhou) Co., Ltd, Song Shan Lake Branch.

Test Mode:	802.11ax HE40	Frequency(MHz):	2422
Polarity:	Vertical	Test Voltage:	DC 3.87 V

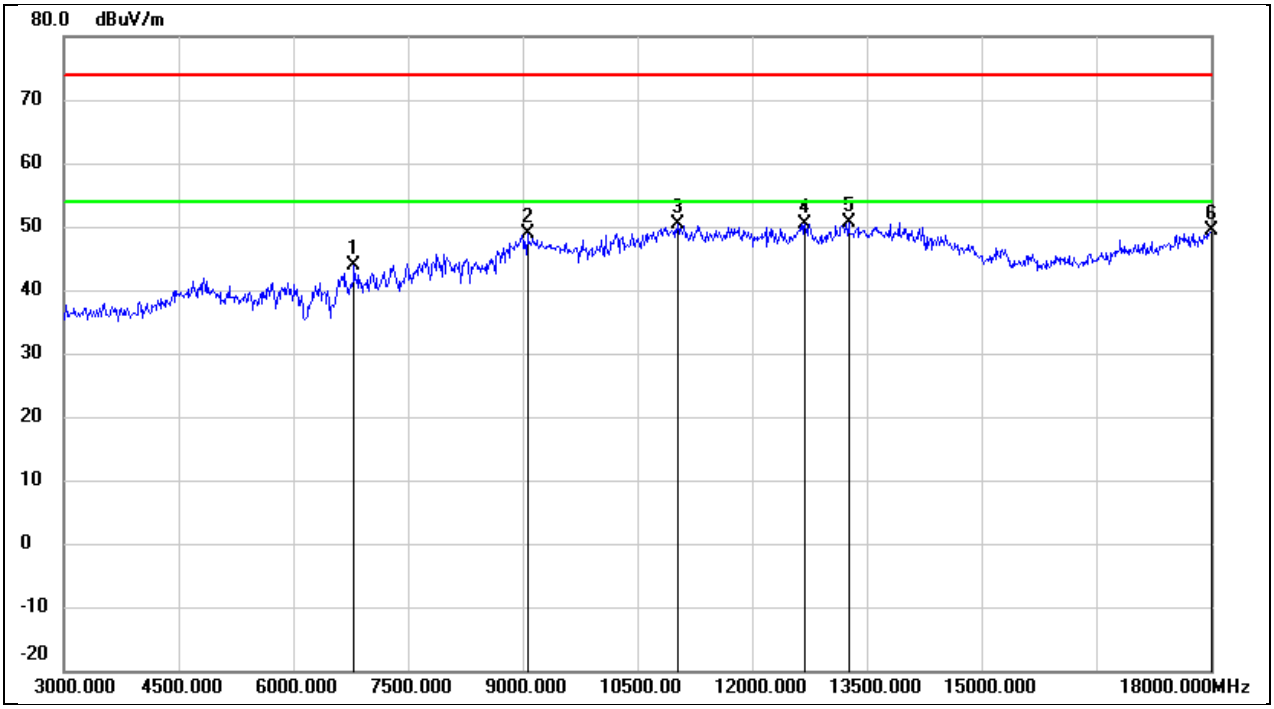

No.	Frequency (MHz)	Reading (dBuV)	Correct (dB/m)	Result (dBuV/m)	Limit (dBuV/m)	Margin (dB)	Remark
1	6795.000	38.12	5.68	43.80	74.00	-30.20	peak
2	9060.000	38.48	10.51	48.99	74.00	-25.01	peak
3	11025.000	35.56	14.85	50.41	74.00	-23.59	peak
4	12690.000	32.28	18.02	50.30	74.00	-23.70	peak
5	13260.000	30.79	19.86	50.65	74.00	-23.35	peak
6	18000.000	23.80	25.69	49.49	74.00	-24.51	peak

This report shall not be reproduced except in full, without the written approval of UL Verification Services (Guangzhou) Co., Ltd, Song Shan Lake Branch.

Test Mode:	802.11ax HE40	Frequency(MHz):	2437
Polarity:	Horizontal	Test Voltage:	DC 3.87 V

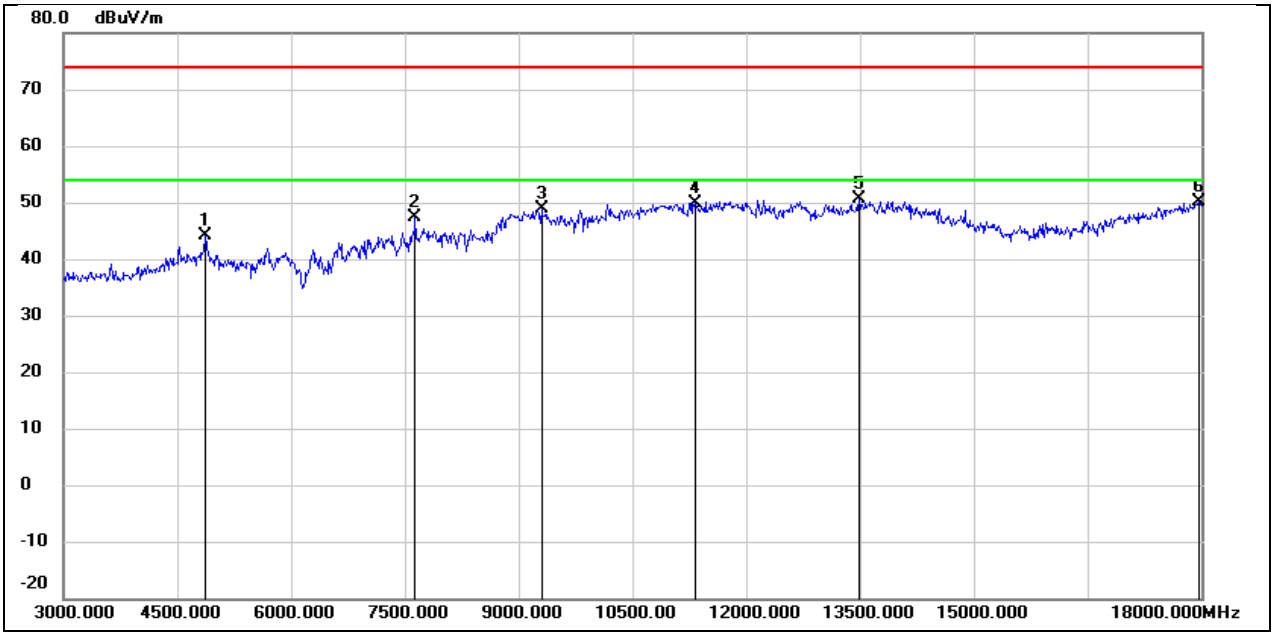

No.	Frequency (MHz)	Reading (dBuV)	Correct (dB/m)	Result (dBuV/m)	Limit (dBuV/m)	Margin (dB)	Remark
1	4875.000	44.11	-0.03	44.08	74.00	-29.92	peak
2	7635.000	41.09	6.33	47.42	74.00	-26.58	peak
3	9300.000	38.33	10.61	48.94	74.00	-25.06	peak
4	11325.000	33.98	15.95	49.93	74.00	-24.07	peak
5	13485.000	29.73	20.84	50.57	74.00	-23.43	peak
6	17970.000	24.72	25.51	50.23	74.00	-23.77	peak

This report shall not be reproduced except in full, without the written approval of UL Verification Services (Guangzhou) Co., Ltd, Song Shan Lake Branch.

Test Mode:	802.11ax HE40	Frequency(MHz):	2437
Polarity:	Vertical	Test Voltage:	DC 3.87 V

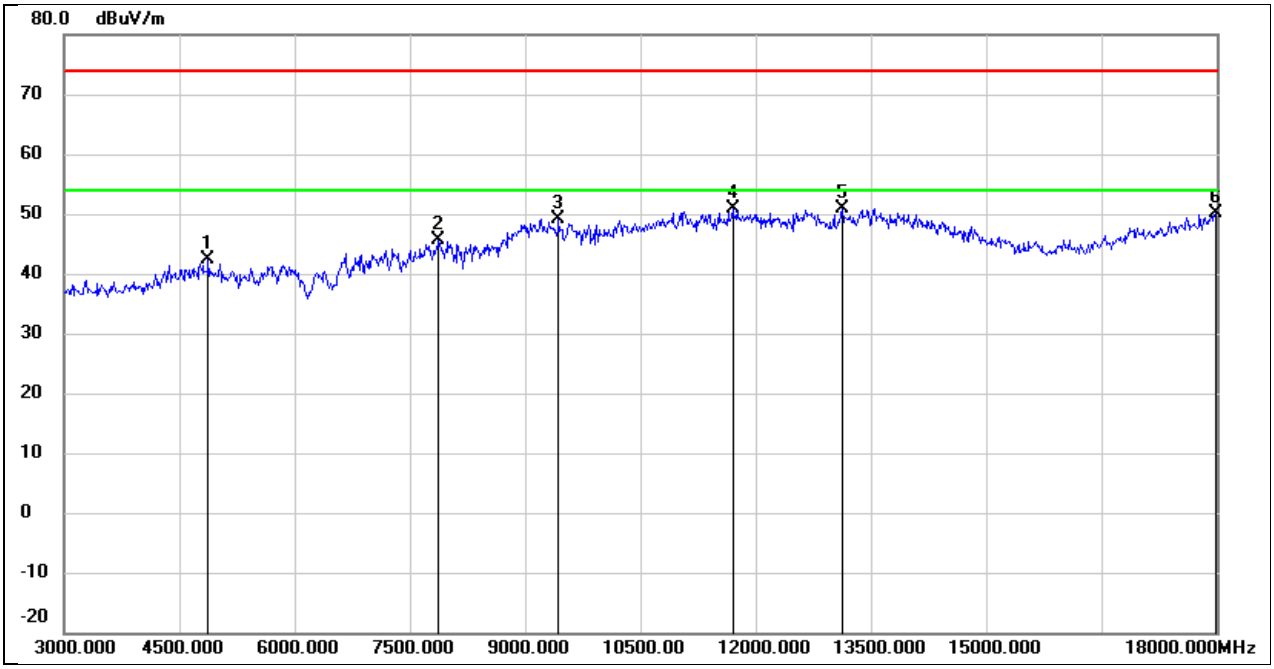

No.	Frequency (MHz)	Reading (dBuV)	Correct (dB/m)	Result (dBuV/m)	Limit (dBuV/m)	Margin (dB)	Remark
1	4875.000	42.30	-0.03	42.27	74.00	-31.73	peak
2	7875.000	39.41	6.31	45.72	74.00	-28.28	peak
3	9435.000	38.37	10.67	49.04	74.00	-24.96	peak
4	11700.000	33.72	17.14	50.86	74.00	-23.14	peak
5	13125.000	31.71	19.26	50.97	74.00	-23.03	peak
6	17985.000	24.45	25.60	50.05	74.00	-23.95	peak

This report shall not be reproduced except in full, without the written approval of UL Verification Services (Guangzhou) Co., Ltd, Song Shan Lake Branch.

Test Mode:	802.11ax HE40	Frequency(MHz):	2452
Polarity:	Horizontal	Test Voltage:	DC 3.87 V

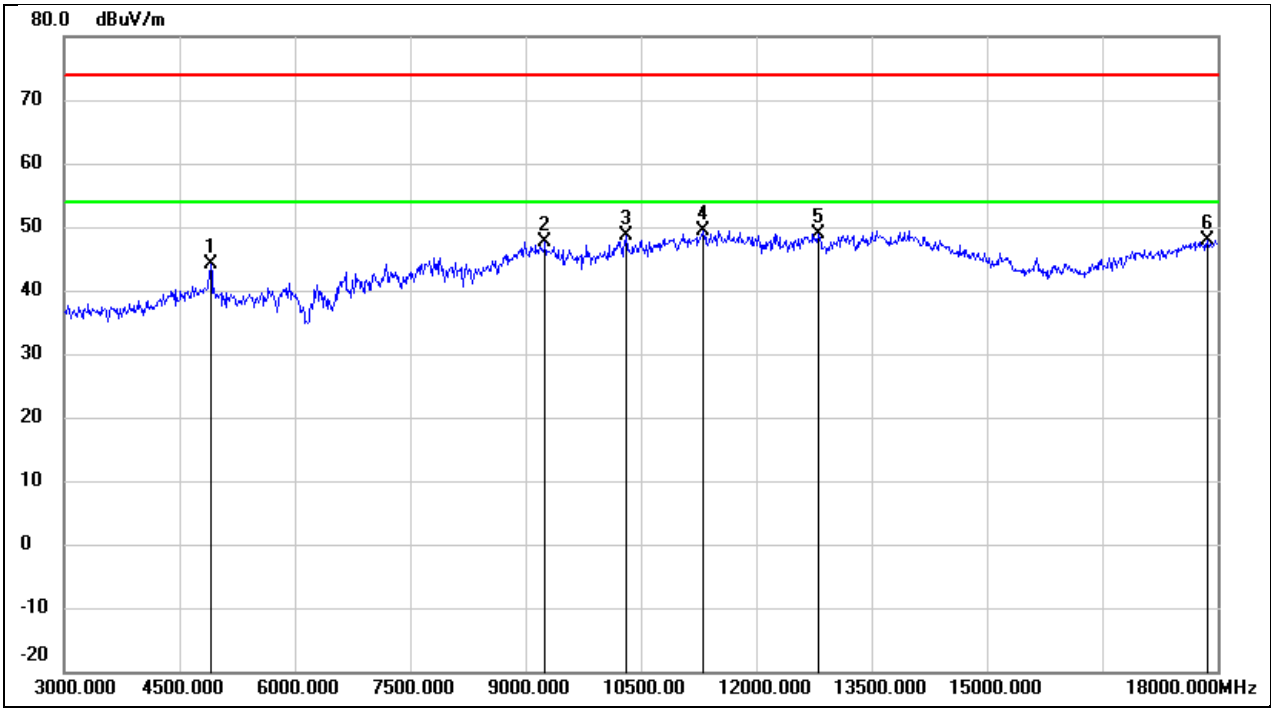

No.	Frequency (MHz)	Reading (dBuV)	Correct (dB/m)	Result (dBuV/m)	Limit (dBuV/m)	Margin (dB)	Remark
1	4905.000	44.04	0.09	44.13	74.00	-29.87	peak
2	9255.000	37.07	10.59	47.66	74.00	-26.34	peak
3	10305.000	35.99	12.61	48.60	74.00	-25.40	peak
4	11310.000	33.36	15.91	49.27	74.00	-24.73	peak
5	12810.000	30.62	18.30	48.92	74.00	-25.08	peak
6	17865.000	22.96	24.89	47.85	74.00	-26.15	peak

This report shall not be reproduced except in full, without the written approval of UL Verification Services (Guangzhou) Co., Ltd, Song Shan Lake Branch.

Test Mode:	802.11ax HE40	Frequency(MHz):	2452
Polarity:	Vertical	Test Voltage:	DC 3.87 V

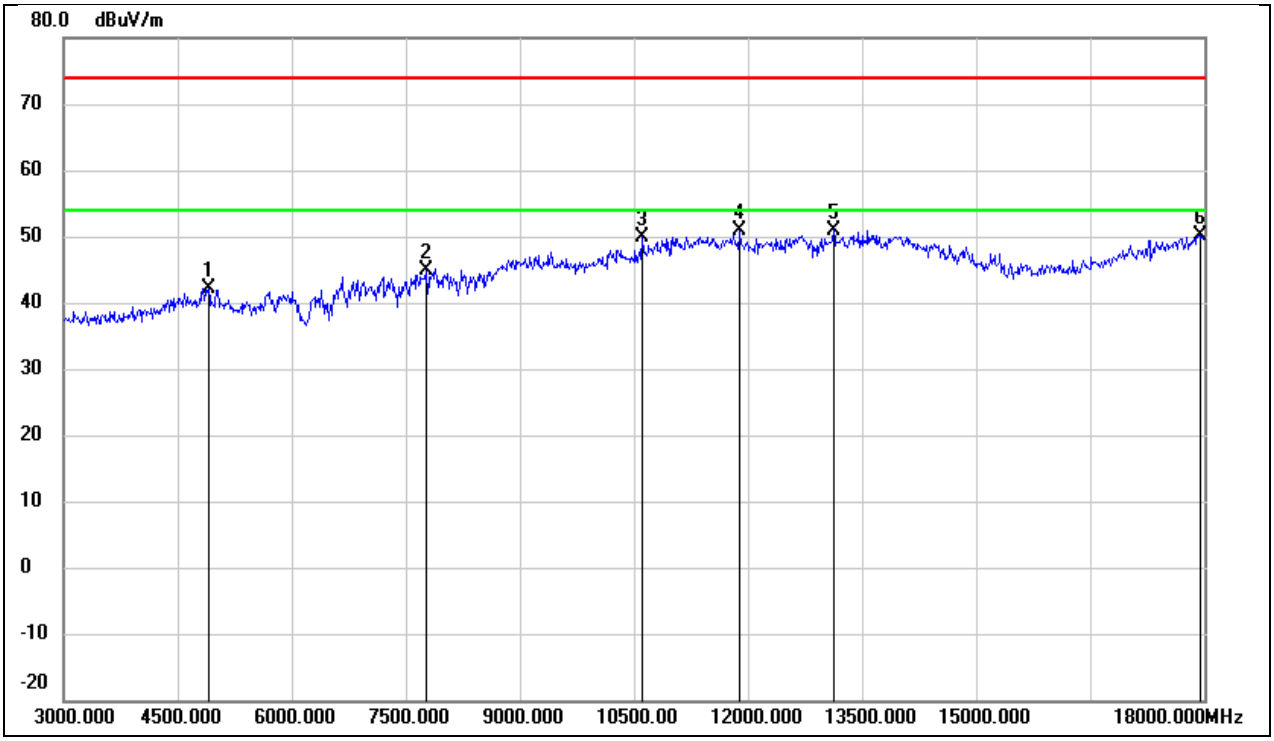

No.	Frequency (MHz)	Reading (dBuV)	Correct (dB/m)	Result (dBuV/m)	Limit (dBuV/m)	Margin (dB)	Remark
1	4905.000	42.16	0.09	42.25	74.00	-31.75	peak
2	7770.000	38.59	6.31	44.90	74.00	-29.10	peak
3	10605.000	36.59	13.36	49.95	74.00	-24.05	peak
4	11895.000	33.23	17.68	50.91	74.00	-23.09	peak
5	13125.000	31.74	19.26	51.00	74.00	-23.00	peak
6	17940.000	24.86	25.34	50.20	74.00	-23.80	peak

This report shall not be reproduced except in full, without the written approval of UL Verification Services (Guangzhou) Co., Ltd, Song Shan Lake Branch.

8.4. SPURIOUS EMISSIONS(9 KHZ~30 MHZ)

Test Mode:	802.11b	Frequency(MHz):	2412
Polarity:	Horizontal	Test Voltage:	DC 3.87 V

No.	Frequency (MHz)	Reading (dBuV)	Correct (dB/m)	Result (dBuV/m)	Limit (dBuV/m)	Margin (dB)	Remark
1	0.0100	78.22	-101.40	-23.18	47.60	-70.78	peak
2	0.0134	74.96	-101.39	-26.43	45.06	-71.49	peak
3	0.0212	73.04	-101.35	-28.31	41.07	-69.38	peak
4	0.0286	69.96	-101.38	-31.42	38.47	-69.89	peak
5	0.0354	67.97	-101.41	-33.44	36.62	-70.06	peak
6	0.0480	64.99	-101.47	-36.48	33.97	-70.45	peak

This report shall not be reproduced except in full, without the written approval of UL Verification Services (Guangzhou) Co., Ltd, Song Shan Lake Branch.

Test Mode:	802.11b	Frequency(MHz):	2412
Polarity:	Horizontal	Test Voltage:	DC 3.87 V

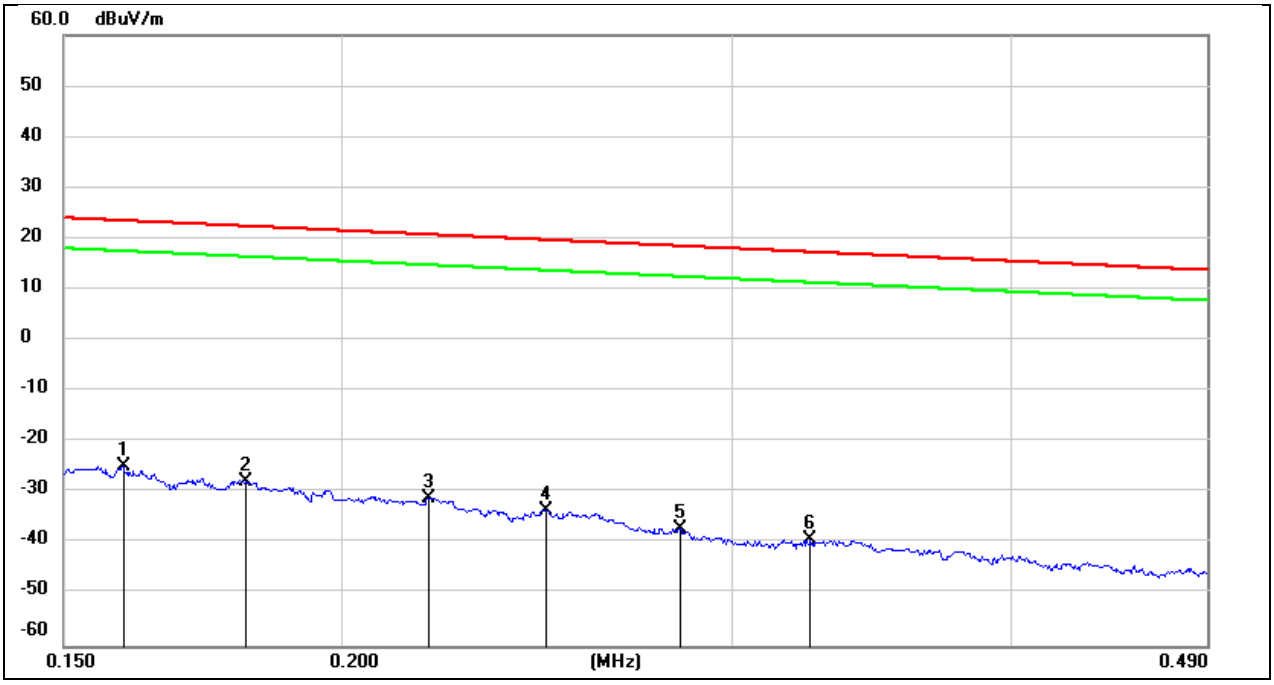

No.	Frequency (MHz)	Reading (dBuV)	Correct (dB/m)	Result (dBuV/m)	Limit (dBuV/m)	Margin (dB)	Remark
1	0.1595	76.86	-101.65	-24.79	23.55	-48.34	peak
2	0.1811	74.05	-101.68	-27.63	22.45	-50.08	peak
3	0.2190	70.77	-101.75	-30.98	20.79	-51.77	peak
4	0.2472	68.45	-101.80	-33.35	19.74	-53.09	peak
5	0.2837	64.72	-101.83	-37.11	18.54	-55.65	peak
6	0.3251	62.71	-101.88	-39.17	17.36	-56.53	peak

This report shall not be reproduced except in full, without the written approval of UL Verification Services (Guangzhou) Co., Ltd, Song Shan Lake Branch.

Test Mode:	802.11b	Frequency(MHz):	2412
Polarity:	Horizontal	Test Voltage:	DC 3.87 V

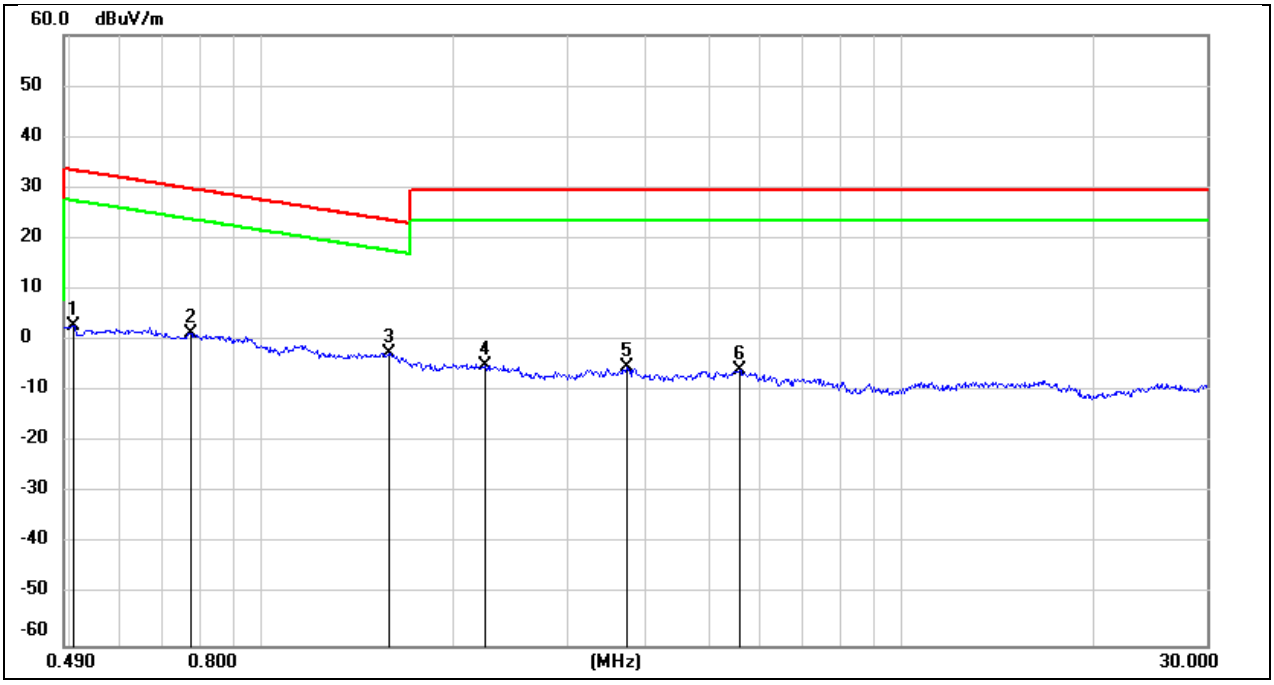

No.	Frequency (MHz)	Reading (dBuV)	Correct (dB/m)	Result (dBuV/m)	Limit (dBuV/m)	Margin (dB)	Remark
1	0.5080	64.85	-62.07	2.78	33.49	-30.71	peak
2	0.7737	63.41	-62.13	1.28	29.83	-28.55	peak
3	1.5826	59.38	-62.01	-2.63	23.61	-26.24	peak
4	2.2364	56.80	-61.76	-4.96	29.54	-34.50	peak
5	3.7100	56.20	-61.41	-5.21	29.54	-34.75	peak
6	5.5952	55.55	-61.41	-5.86	29.54	-35.40	peak

This report shall not be reproduced except in full, without the written approval of UL Verification Services (Guangzhou) Co., Ltd, Song Shan Lake Branch.

8.5. SPURIOUS EMISSIONS(18 GHZ~26 GHZ)

Test Mode:	802.11b	Frequency(MHz):	2412
Polarity:	Horizontal	Test Voltage:	DC 3.87 V

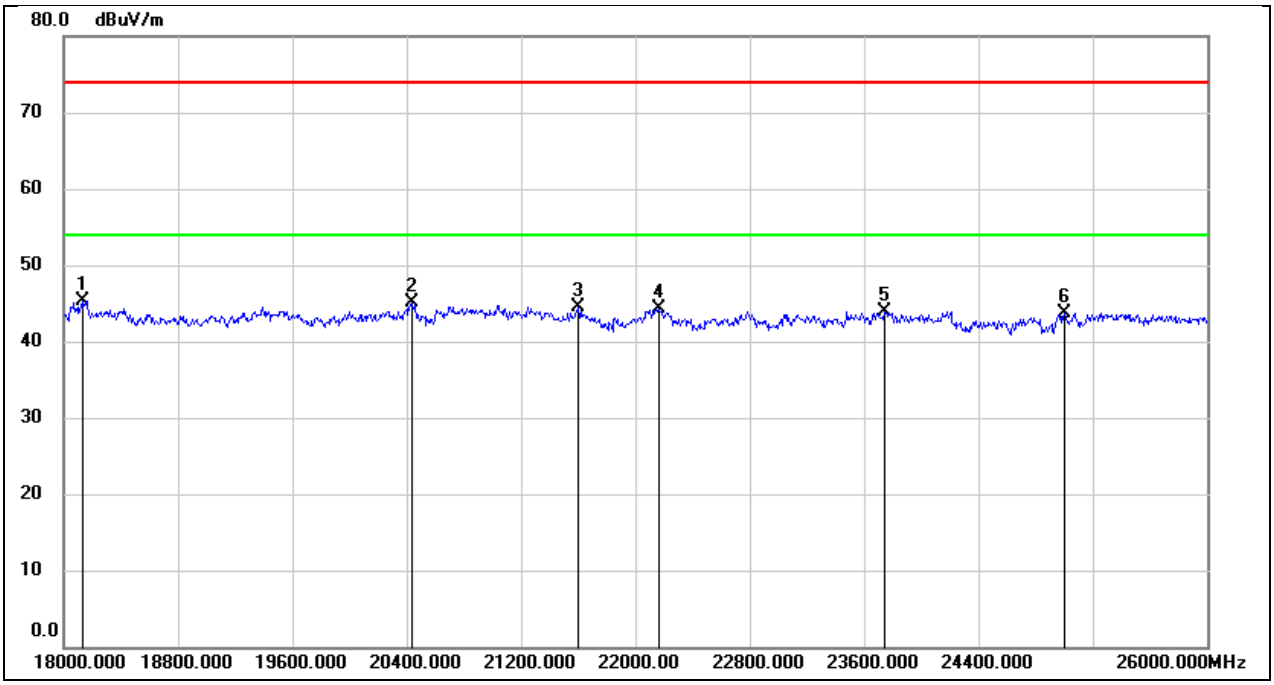

No.	Frequency (MHz)	Reading (dBuV)	Correct (dB/m)	Result (dBuV/m)	Limit (dBuV/m)	Margin (dB)	Remark
1	18128.000	50.82	-5.47	45.35	74.00	-28.65	peak
2	20432.000	50.49	-5.42	45.07	74.00	-28.93	peak
3	21600.000	49.02	-4.54	44.48	74.00	-29.52	peak
4	22160.000	48.58	-4.31	44.27	74.00	-29.73	peak
5	23744.000	47.15	-3.20	43.95	74.00	-30.05	peak
6	25000.000	45.86	-2.10	43.76	74.00	-30.24	peak

This report shall not be reproduced except in full, without the written approval of UL Verification Services (Guangzhou) Co., Ltd, Song Shan Lake Branch.

Test Mode:	802.11b	Frequency(MHz):	2412
Polarity:	Vertical	Test Voltage:	DC 3.87 V

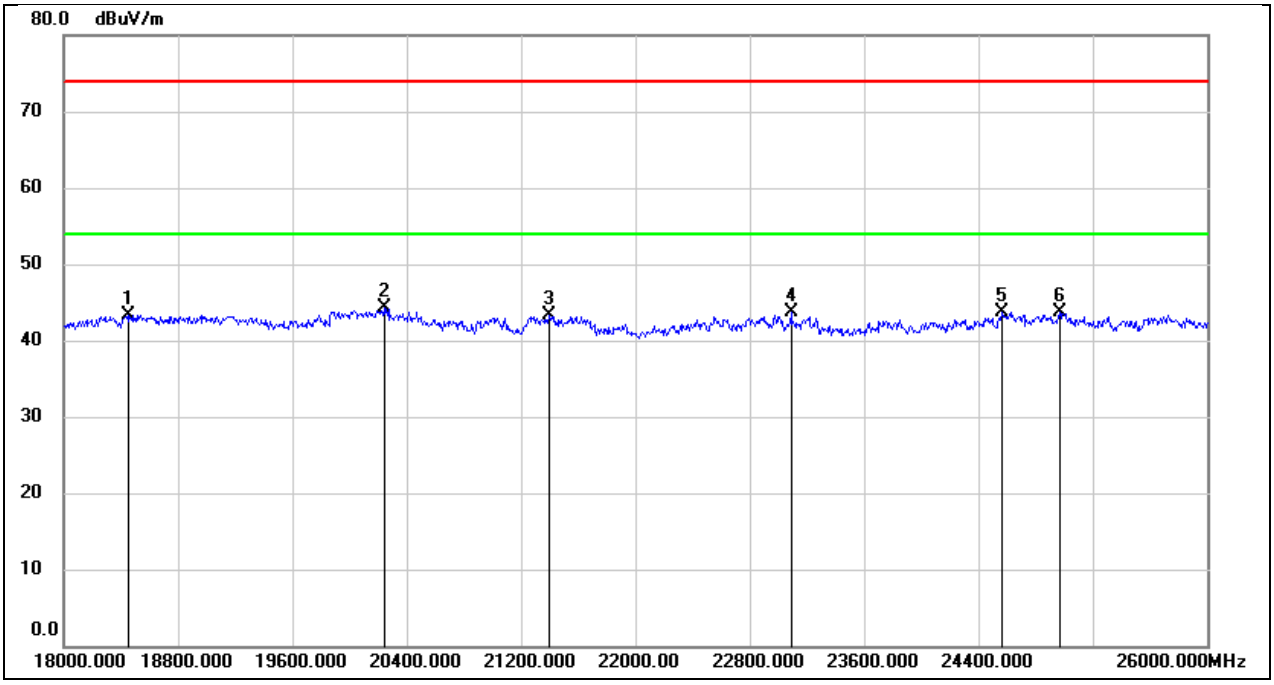

No.	Frequency (MHz)	Reading (dBuV)	Correct (dB/m)	Result (dBuV/m)	Limit (dBuV/m)	Margin (dB)	Remark
1	18448.000	48.70	-5.32	43.38	74.00	-30.62	peak
2	20240.000	49.82	-5.61	44.21	74.00	-29.79	peak
3	21400.000	48.04	-4.72	43.32	74.00	-30.68	peak
4	23088.000	47.02	-3.41	43.61	74.00	-30.39	peak
5	24568.000	46.10	-2.33	43.77	74.00	-30.23	peak
6	24968.000	45.76	-2.14	43.62	74.00	-30.38	peak

This report shall not be reproduced except in full, without the written approval of UL Verification Services (Guangzhou) Co., Ltd, Song Shan Lake Branch.

8.6. SPURIOUS EMISSIONS(30 MHZ~1 GHZ)

Test Mode:	802.11b	Frequency(MHz):	2412
Polarity:	Horizontal	Test Voltage:	DC 3.87 V

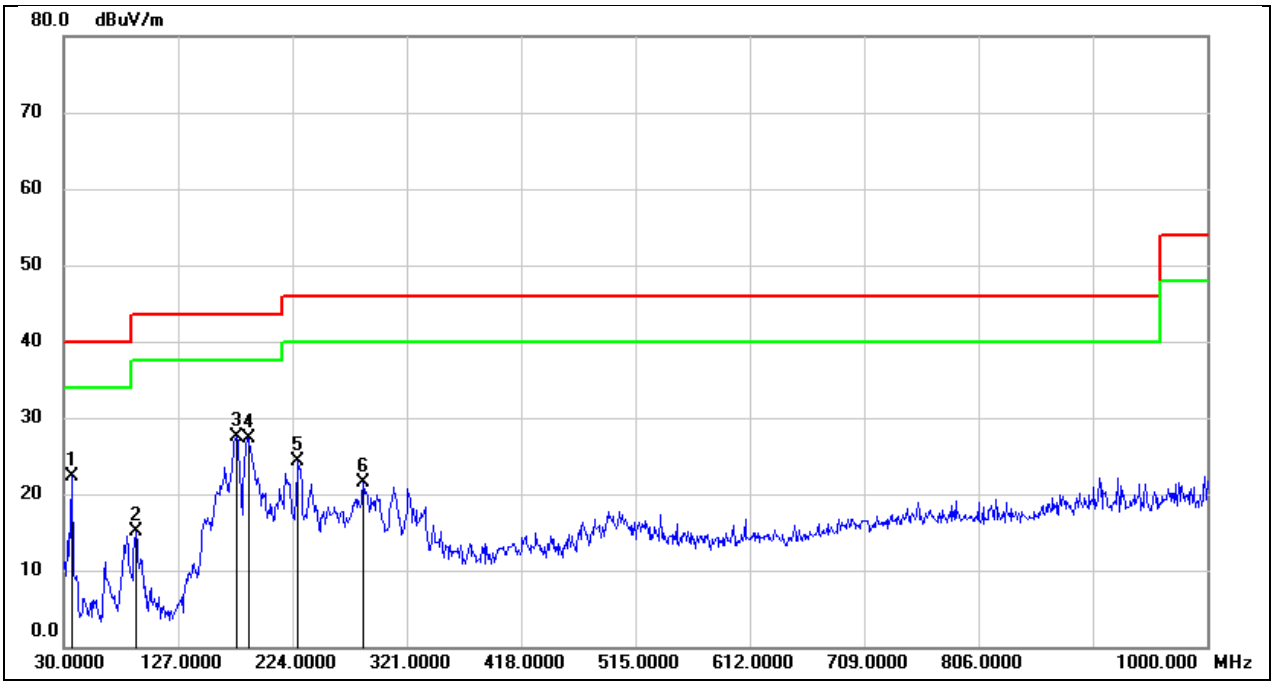

No.	Frequency (MHz)	Reading (dBuV)	Correct (dB/m)	Result (dBuV/m)	Limit (dBuV/m)	Margin (dB)	Remark
1	36.7900	41.23	-18.83	22.40	40.00	-17.60	QP
2	91.1100	36.68	-21.64	15.04	43.50	-28.46	QP
3	176.4700	43.50	-16.02	27.48	43.50	-16.02	QP
4	187.1400	43.37	-16.01	27.36	43.50	-16.14	QP
5	228.8500	41.63	-17.25	24.38	46.00	-21.62	QP
6	284.1400	37.49	-15.94	21.55	46.00	-24.45	QP

This report shall not be reproduced except in full, without the written approval of UL Verification Services (Guangzhou) Co., Ltd, Song Shan Lake Branch.

Test Mode:	802.11b	Frequency(MHz):	2412
Polarity:	Vertical	Test Voltage:	DC 3.87 V

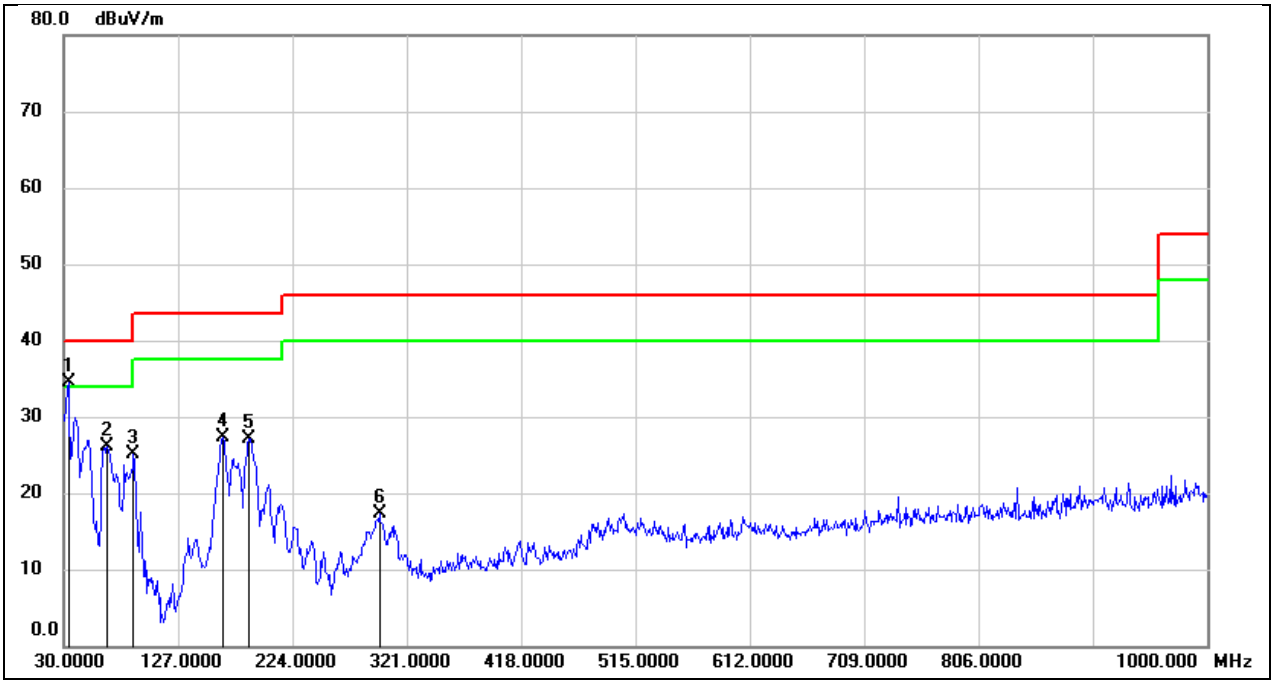

No.	Frequency (MHz)	Reading (dBuV)	Correct (dB/m)	Result (dBuV/m)	Limit (dBuV/m)	Margin (dB)	Remark
1	33.8800	52.79	-18.37	34.42	40.00	-5.58	QP
2	66.8600	46.24	-20.11	26.13	40.00	-13.87	QP
3	89.1700	46.72	-21.68	25.04	43.50	-18.46	QP
4	164.8300	44.06	-16.68	27.38	43.50	-16.12	QP
5	187.1400	43.13	-16.01	27.12	43.50	-16.38	QP
6	297.7200	32.36	-14.97	17.39	46.00	-28.61	QP

This report shall not be reproduced except in full, without the written approval of UL Verification Services (Guangzhou) Co., Ltd, Song Shan Lake Branch.

9. ANTENNA REQUIREMENT

REQUIREMENT

Please refer to FCC part 15.203
An intentional radiator shall be designed to ensure that no antenna other than that furnished by the responsible party shall be used with the device. The use of a permanently attached antenna or of an antenna that uses a unique coupling to the intentional radiator shall be considered sufficient to comply with the provisions of this section. The manufacturer may design the unit so that a broken antenna can be replaced by the user, but the use of a standard antenna jack or electrical connector is prohibited.

Please refer to FCC part 15.247(b)(4)
The conducted output power limit specified in paragraph (b) of this section is based on the use of antennas with directional gains that do not exceed 6 dBi. Except as shown in paragraph (c) of this section, if transmitting antennas of directional gain greater than 6 dBi are used, the conducted output power from the intentional radiator shall be reduced below the stated values in paragraphs (b)(1), (b)(2), and (b)(3) of this section, as appropriate, by the amount in dB that the directional gain of the antenna exceeds 6 dBi.

DESCRIPTION

Pass

This report shall not be reproduced except in full, without the written approval of UL Verification Services (Guangzhou) Co., Ltd, Song Shan Lake Branch.

10. AC POWER LINE CONDUCTED EMISSION

LIMITS

Please refer to CFR 47 FCC §15.207 (a).

FREQUENCY (MHz)	Quasi-peak	Average
0.15 -0.5	66 - 56 *	56 - 46 *
0.50 -5.0	56.00	46.00
5.0 -30.0	60.00	50.00

TEST PROCEDURE

The EUT is put on a table of non-conducting material that is 80 cm high. The vertical conducting wall of shielding is located 40 cm to the rear of the EUT. The power line of the EUT is connected to the AC mains through a Artificial Mains Network (A.M.N.). A EMI Measurement Receiver (R&S Test Receiver ESR3) is used to test the emissions from both sides of AC line. According to the requirements in Section 6.2 of ANSI C63.10-2013.Conducted emissions from the EUT measured in the frequency range between 0.15 MHz and 30 MHz using CISPR Quasi-Peak and average detector mode. The bandwidth of EMI test receiver is set at 9 kHz.

The arrangement of the equipment is installed to meet the standards and operating in a manner, which tends to maximize its emission characteristics in a normal application.

TEST SETUP

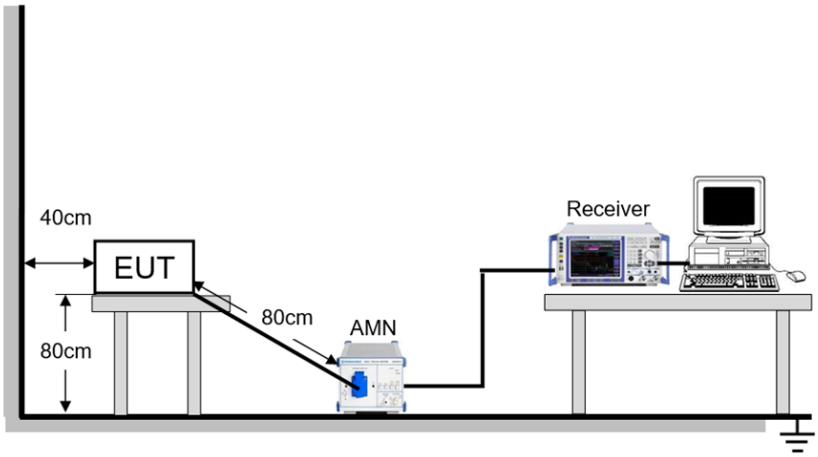

TEST ENVIRONMENT

Temperature	23.4℃	Relative Humidity	52%
Atmosphere Pressure	101kPa	Test Voltage	AC 120 V, 60 Hz

TEST DATE / ENGINEER

Test Date	December 25, 2023	Test By	Fanny Huang

This report shall not be reproduced except in full, without the written approval of UL Verification Services (Guangzhou) Co., Ltd, Song Shan Lake Branch.

TEST RESULTS

Test Mode:	802.11b	Frequency(MHz):	2412
Line:	Line		

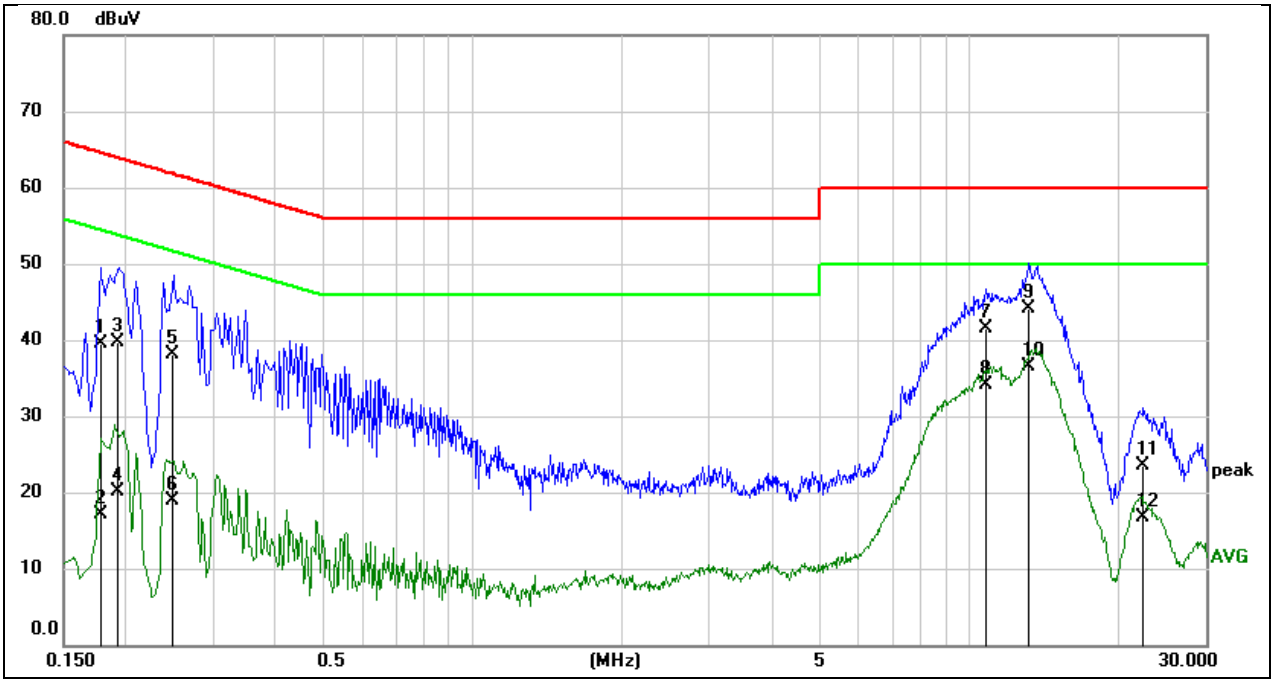

No.	Frequency (MHz)	Reading (dBuV)	Correct (dB)	Result (dBuV)	Limit (dBuV)	Margin (dB)	Remark
1	0.1787	29.82	9.59	39.41	64.55	-25.14	QP
2	0.1787	7.51	9.59	17.10	54.55	-37.45	AVG
3	0.1917	30.02	9.59	39.61	63.96	-24.35	QP
4	0.1917	10.55	9.59	20.14	53.96	-33.82	AVG
5	0.2469	28.54	9.59	38.13	61.86	-23.73	QP
6	0.2469	9.41	9.59	19.00	51.86	-32.86	AVG
7	10.8466	31.85	9.73	41.58	60.00	-18.42	QP
8	10.8466	24.42	9.73	34.15	50.00	-15.85	AVG
9	13.2547	34.39	9.76	44.15	60.00	-15.85	QP
10	13.2547	26.65	9.76	36.41	50.00	-13.59	AVG
11	22.4408	13.66	9.81	23.47	60.00	-36.53	QP
12	22.4408	6.91	9.81	16.72	50.00	-33.28	AVG

Note:
1. Result = Reading + Correct Factor.
2. If QP Result complies with AV limit, AV Result is deemed to comply with AV limit.
3. Test setup: RBW: 200 Hz (9 kHz ~ 150 kHz), 9 kHz (150 kHz ~ 30 MHz).
4. Step size: 80 Hz (0.009 MHz ~ 0.15 MHz), 4 kHz (0.15 MHz ~ 30 MHz), Scan time: auto.

Note: All the modes have been tested, only the worst data was recorded in the report.

This report shall not be reproduced except in full, without the written approval of UL Verification Services (Guangzhou) Co., Ltd, Song Shan Lake Branch.

Test Mode:	802.11b	Frequency(MHz):	2412
Line:	Neutral		

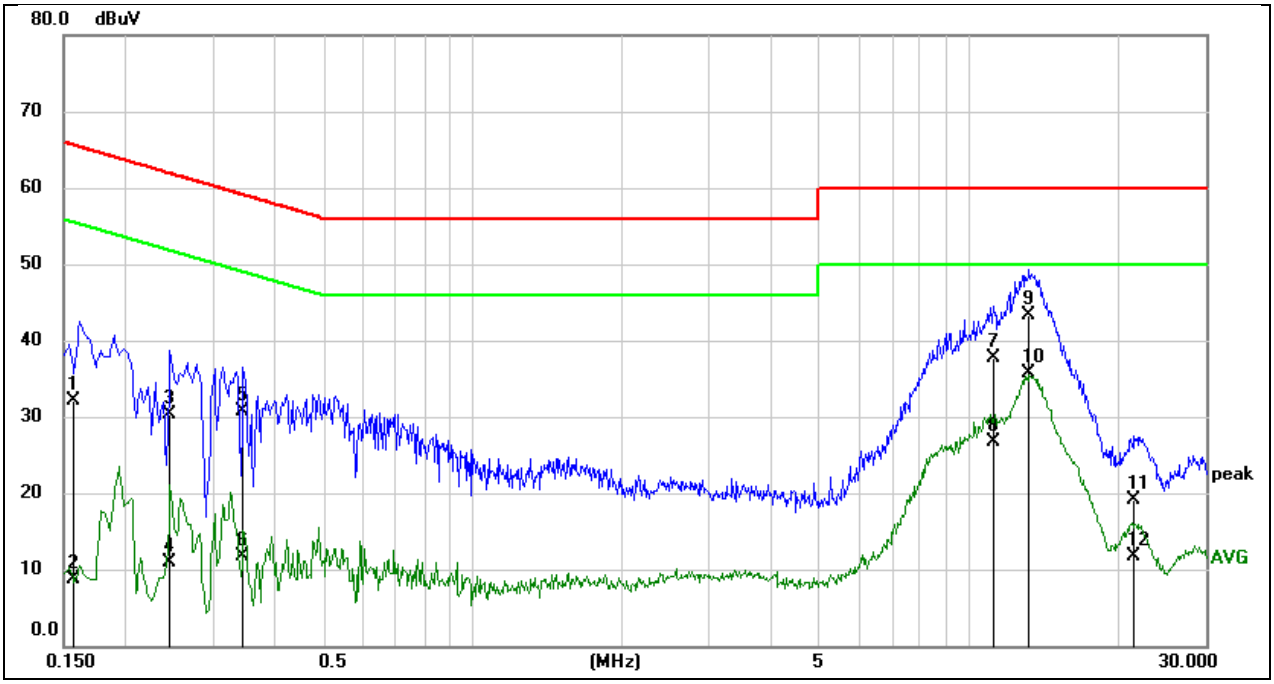

No.	Frequency (MHz)	Reading (dBuV)	Correct (dB)	Result (dBuV)	Limit (dBuV)	Margin (dB)	Remark
1	0.1578	22.54	9.51	32.05	65.58	-33.53	QP
2	0.1578	-0.74	9.51	8.77	55.58	-46.81	AVG
3	0.2457	20.65	9.57	30.22	61.90	-31.68	QP
4	0.2457	1.25	9.57	10.82	51.90	-41.08	AVG
5	0.3458	21.09	9.54	30.63	59.06	-28.43	QP
6	0.3458	2.26	9.54	11.80	49.06	-37.26	AVG
7	11.2159	28.01	9.64	37.65	60.00	-22.35	QP
8	11.2159	17.10	9.64	26.74	50.00	-23.26	AVG
9	13.2702	33.69	9.66	43.35	60.00	-16.65	QP
10	13.2702	26.11	9.66	35.77	50.00	-14.23	AVG
11	21.5190	9.35	9.73	19.08	60.00	-40.92	QP
12	21.5190	1.88	9.73	11.61	50.00	-38.39	AVG

Note:
1. Result = Reading + Correct Factor.
2. If QP Result complies with AV limit, AV Result is deemed to comply with AV limit.
3. Test setup: RBW: 200 Hz (9 kHz ~ 150 kHz), 9 kHz (150 kHz ~ 30 MHz).
4. Step size: 80 Hz (0.009 MHz ~ 0.15 MHz), 4 kHz (0.15 MHz ~ 30 MHz), Scan time: auto.

Note: All the modes have been tested, only the worst data was recorded in the report.

This report shall not be reproduced except in full, without the written approval of UL Verification Services (Guangzhou) Co., Ltd, Song Shan Lake Branch.

11. TEST DATA

Appendix A: Duty Cycle

11.1.1. Test Result

Test Mode	On Time (msec)	Period (msec)	Duty Cycle x (Linear)	Duty Cycle (%)	Duty Cycle Correction Factor (dB)	1/T Minimum VBW (kHz)	Final setting For VBW (kHz)
b	100	100	1.0000	100.00	0.00	0.01	0.01
g	100	100	1.0000	100.00	0.00	0.01	0.01
n20	100	100	1.0000	100.00	0.00	0.01	0.01
n40	100	100	1.0000	100.00	0.00	0.01	0.01
ax20	100	100	1.0000	100.00	0.00	0.01	0.01
ax40	100	100	1.0000	100.00	0.00	0.01	0.01

Note:
Duty Cycle Correction Factor=10log (1/x).
Where: x is Duty Cycle (Linear)
Where: T is On Time
If that calculated VBW is not available on the analyzer then the next higher value should be used.

This report shall not be reproduced except in full, without the written approval of UL Verification Services (Guangzhou) Co., Ltd, Song Shan Lake Branch.

Test Graphs

Duty Cycle NVNT b 2412MHz Ant7

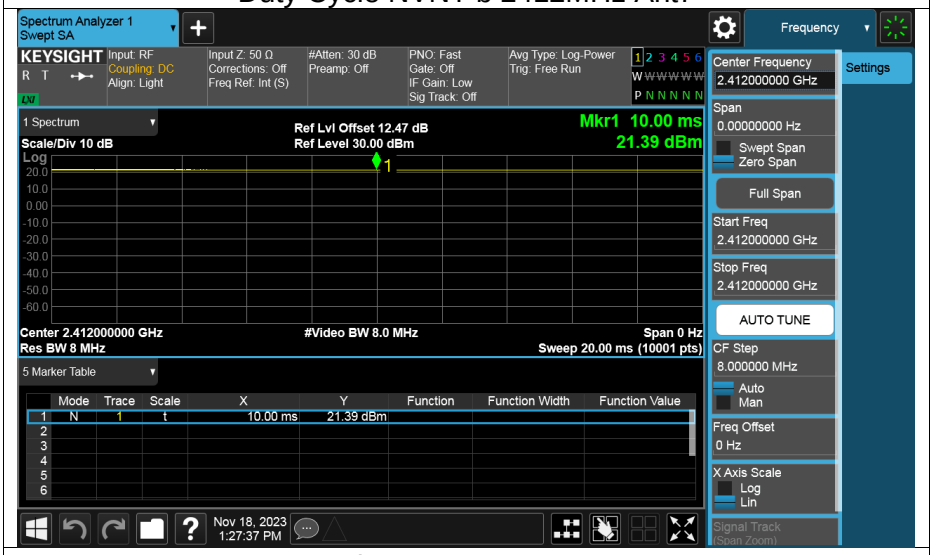

Duty Cycle NVNT g 2412MHz Ant7

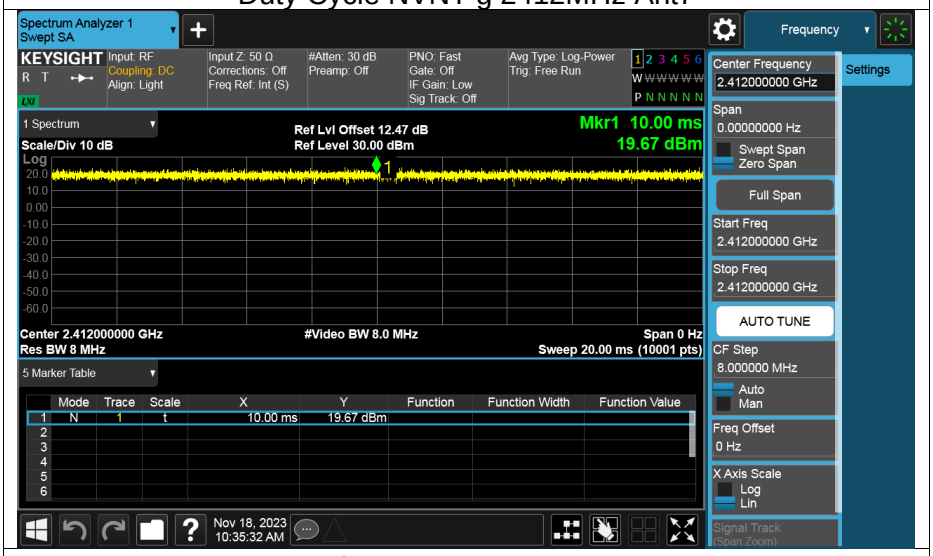

Duty Cycle NVNT n20 2412MHz Sum

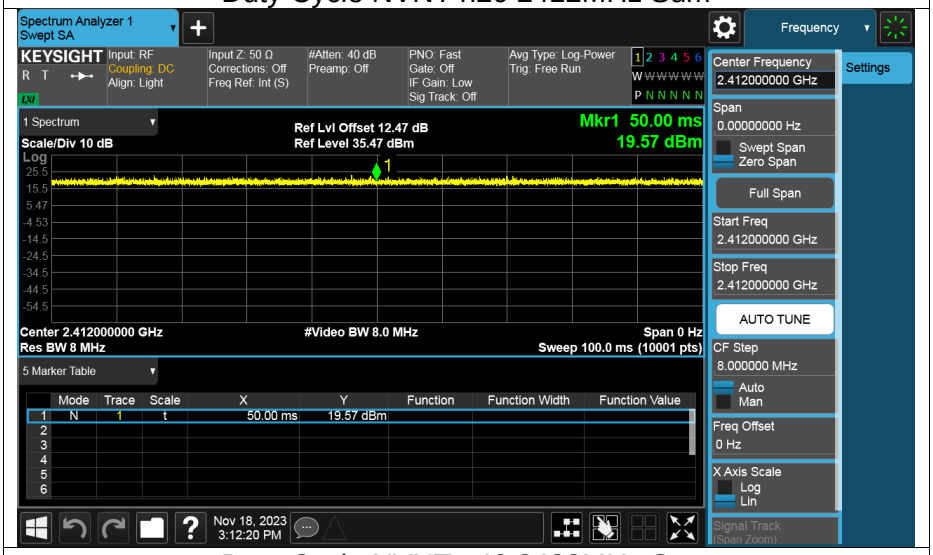

Duty Cycle NVNT n40 2422MHz Sum

This report shall not be reproduced except in full, without the written approval of UL Verification Services (Guangzhou) Co., Ltd, Song Shan Lake Branch.

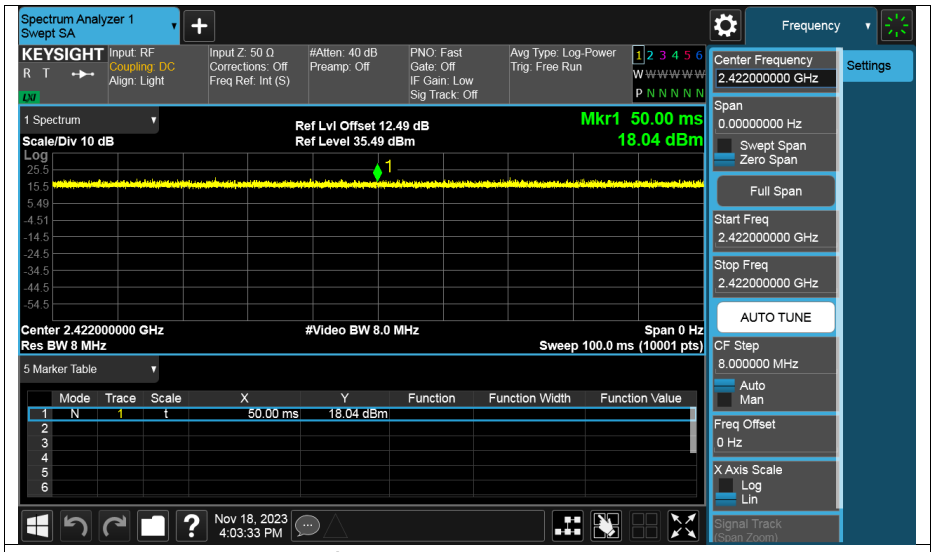

Duty Cycle NVNT ax20 2412MHz Sum

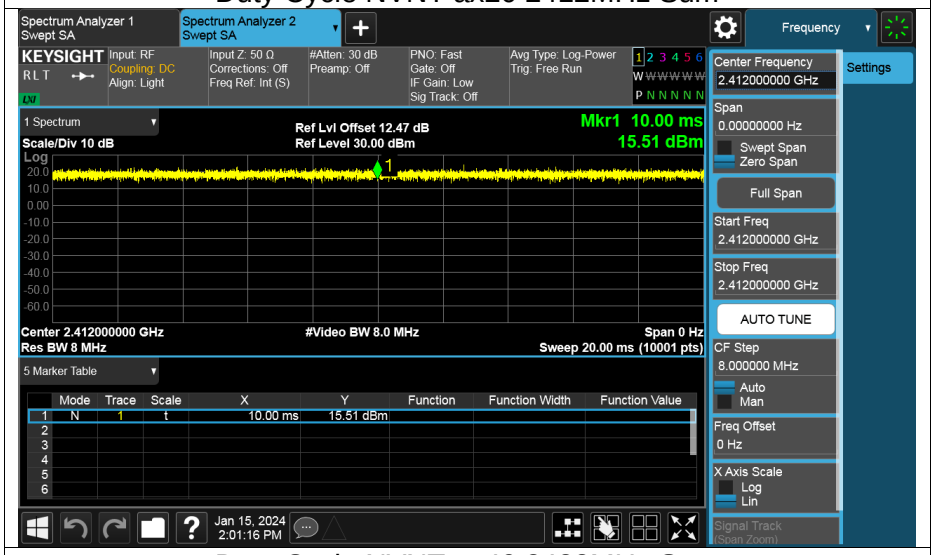

Duty Cycle NVNT ax40 2422MHz Sum

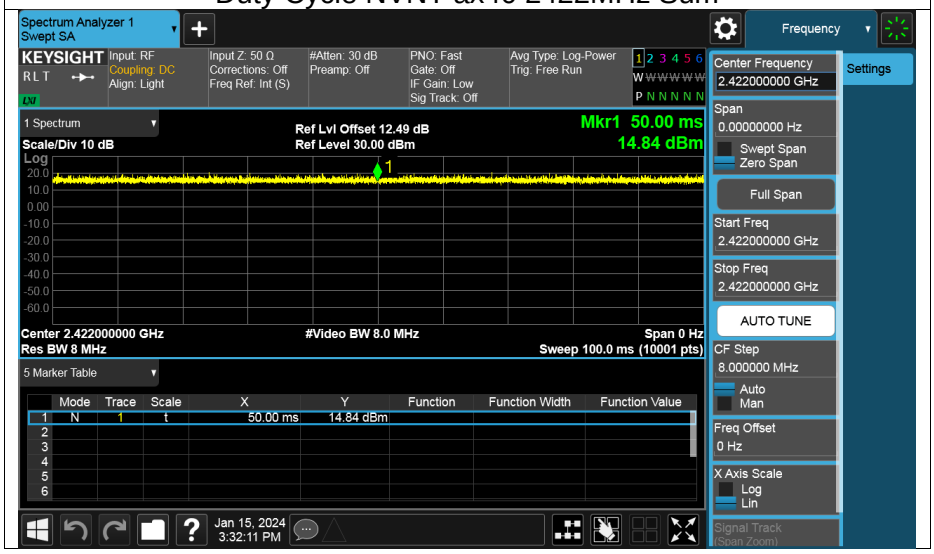

This report shall not be reproduced except in full, without the written approval of UL Verification Services (Guangzhou) Co., Ltd, Song Shan Lake Branch.

Appendix B: Maximum Conducted Output Power

11.1.2. Test Result

Mode	Frequency (MHz)	Antenna	Conducted Power (dBm)	Limit (dBm)	Verdict
b	2412	Ant7	18.10	30	Pass
b	2437	Ant7	17.88	30	Pass
b	2462	Ant7	17.93	30	Pass
b	2412	Ant6	17.86	30	Pass
b	2437	Ant6	17.67	30	Pass
b	2462	Ant6	18.06	30	Pass
g	2412	Ant7	16.61	30	Pass
g	2437	Ant7	17.17	30	Pass
g	2462	Ant7	17.37	30	Pass
g	2412	Ant6	13.01	30	Pass
g	2437	Ant6	14.06	30	Pass
g	2462	Ant6	13.07	30	Pass
n20	2412	Ant7	15.49	30	Pass
n20	2412	Ant6	12.46	30	Pass
n20	2412	Sum	17.24	30	Pass
n20	2437	Ant7	16.43	30	Pass
n20	2437	Ant6	13.66	30	Pass
n20	2437	Sum	18.27	30	Pass
n20	2462	Ant7	16.58	30	Pass
n20	2462	Ant6	12.76	30	Pass
n20	2462	Sum	18.09	30	Pass
n40	2422	Ant7	14.88	30	Pass
n40	2422	Ant6	11.63	30	Pass
n40	2422	Sum	16.56	30	Pass
n40	2437	Ant7	14.44	30	Pass
n40	2437	Ant6	10.92	30	Pass
n40	2437	Sum	16.04	30	Pass
n40	2452	Ant7	14.89	30	Pass
n40	2452	Ant6	10.88	30	Pass
n40	2452	Sum	16.34	30	Pass
ax20	2412	Ant7	15.38	30	Pass
ax20	2412	Ant6	11.98	30	Pass
ax20	2412	Sum	17.01	30	Pass
ax20	2437	Ant7	15.69	30	Pass
ax20	2437	Ant6	12.68	30	Pass
ax20	2437	Sum	17.45	30	Pass
ax20	2462	Ant7	15.79	30	Pass
ax20	2462	Ant6	11.76	30	Pass
ax20	2462	Sum	17.24	30	Pass
ax40	2422	Ant7	14.5	30	Pass
ax40	2422	Ant6	11.2	30	Pass
ax40	2422	Sum	16.17	30	Pass
ax40	2437	Ant7	15	30	Pass
ax40	2437	Ant6	11.65	30	Pass
ax40	2437	Sum	16.65	30	Pass
ax40	2452	Ant7	15.36	30	Pass
ax40	2452	Ant6	11.44	30	Pass
ax40	2452	Sum	16.84	30	Pass

This report shall not be reproduced except in full, without the written approval of UL Verification Services (Guangzhou) Co., Ltd, Song Shan Lake Branch.

Note: 1. Conducted Power=Meas. Level+ Correction Factor
2. The Duty Cycle Factor (refer to section 7.5) had already compensated to the test data.

This report shall not be reproduced except in full, without the written approval of UL Verification Services (Guangzhou) Co., Ltd, Song Shan Lake Branch.

Appendix C: -6dB Bandwidth

11.1.3. Test Result

Mode	Frequency (MHz)	Antenna	-6 dB Bandwidth (MHz)	Limit -6 dB Bandwidth (MHz)	Verdict
b	2412	Ant7	8.548	0.5	Pass
b	2437	Ant7	8.03	0.5	Pass
b	2462	Ant7	8.027	0.5	Pass
b	2412	Ant6	8.609	0.5	Pass
b	2437	Ant6	7.03	0.5	Pass
b	2462	Ant6	9.047	0.5	Pass
g	2412	Ant7	11.722	0.5	Pass
g	2437	Ant7	15.057	0.5	Pass
g	2462	Ant7	15.653	0.5	Pass
g	2412	Ant6	16.36	0.5	Pass
g	2437	Ant6	16.052	0.5	Pass
g	2462	Ant6	16.407	0.5	Pass
n20	2412	Ant7	17.578	0.5	Pass
n20	2412	Ant6	17.335	0.5	Pass
n20	2437	Ant7	17.569	0.5	Pass
n20	2437	Ant6	16.69	0.5	Pass
n20	2462	Ant7	17.581	0.5	Pass
n20	2462	Ant6	17.548	0.5	Pass
n40	2422	Ant7	36.34	0.5	Pass
n40	2422	Ant6	36.343	0.5	Pass
n40	2437	Ant7	35.298	0.5	Pass
n40	2437	Ant6	34.212	0.5	Pass
n40	2452	Ant7	36.31	0.5	Pass
n40	2452	Ant6	36.32	0.5	Pass
ax20	2412	Ant7	18.47	0.5	Pass
ax20	2412	Ant6	18.88	0.5	Pass
ax20	2437	Ant7	18.86	0.5	Pass
ax20	2437	Ant6	18.61	0.5	Pass
ax20	2462	Ant7	18.75	0.5	Pass
ax20	2462	Ant6	18.97	0.5	Pass
ax40	2422	Ant7	37.72	0.5	Pass
ax40	2422	Ant6	37.95	0.5	Pass
ax40	2437	Ant7	35.70	0.5	Pass
ax40	2437	Ant6	32.26	0.5	Pass
ax40	2452	Ant7	37.90	0.5	Pass
ax40	2452	Ant6	37.87	0.5	Pass

This report shall not be reproduced except in full, without the written approval of UL Verification Services (Guangzhou) Co., Ltd, Song Shan Lake Branch.

Test Graphs

-6dB Bandwidth NVNT b 2412MHz Ant7

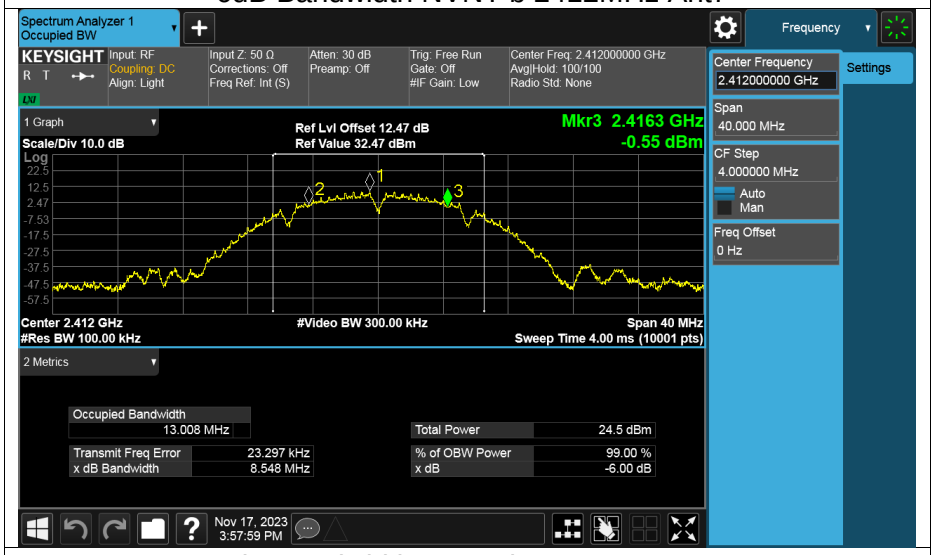

-6dB Bandwidth NVNT b 2437MHz Ant7

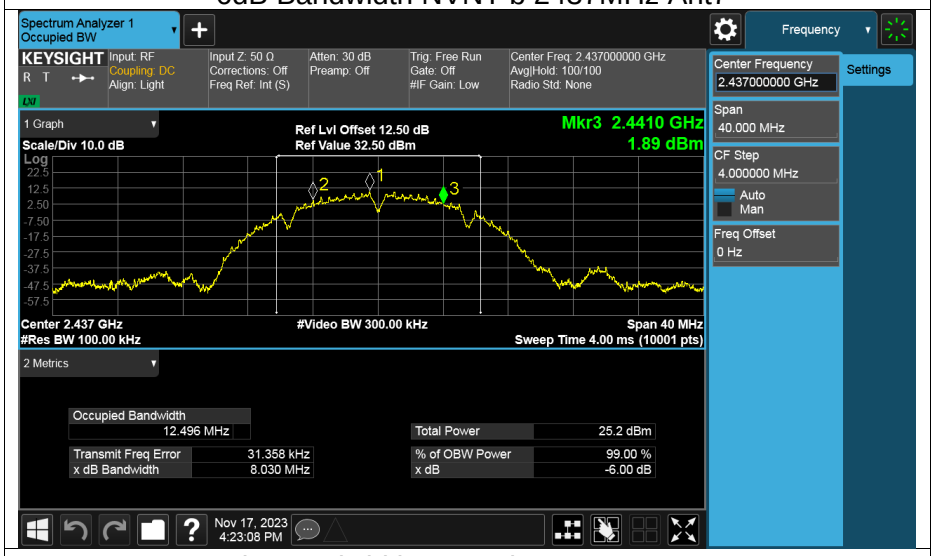

-6dB Bandwidth NVNT b 2462MHz Ant7

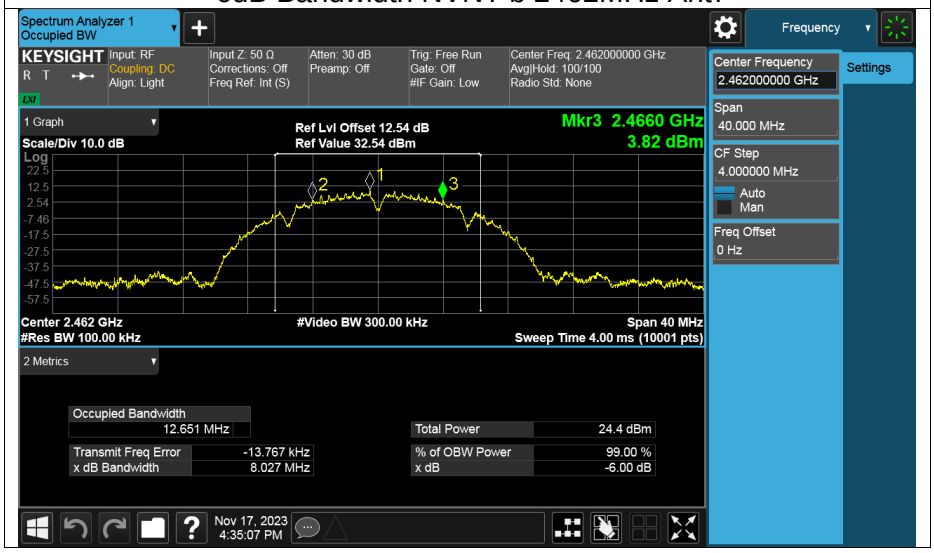

This report shall not be reproduced except in full, without the written approval of UL Verification Services (Guangzhou) Co., Ltd, Song Shan Lake Branch.

-6dB Bandwidth NVNT b 2412MHz Ant6

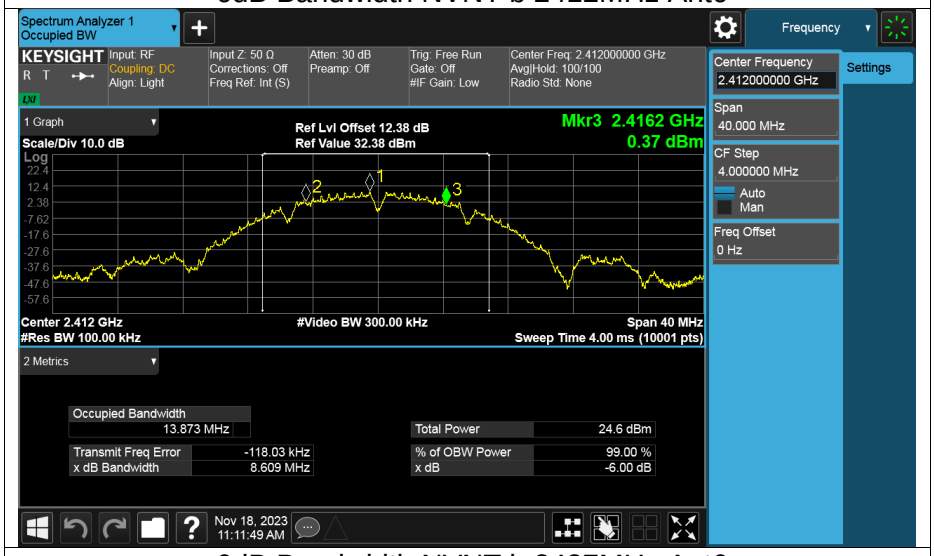

-6dB Bandwidth NVNT b 2437MHz Ant6

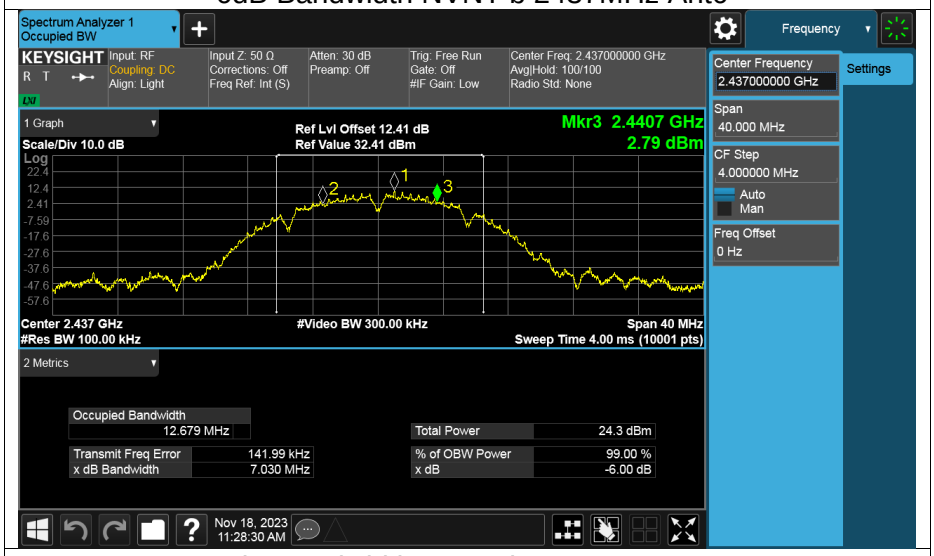

-6dB Bandwidth NVNT b 2462MHz Ant6

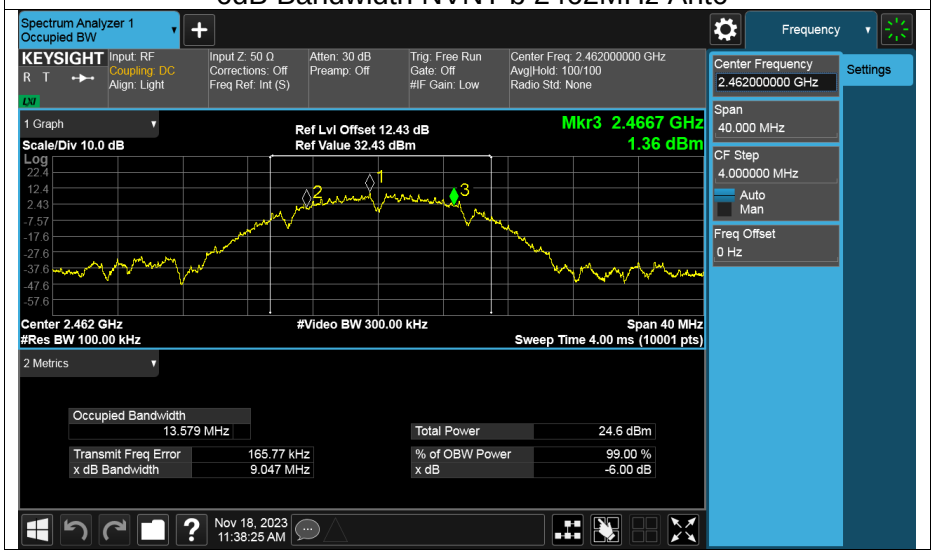

This report shall not be reproduced except in full, without the written approval of UL Verification Services (Guangzhou) Co., Ltd, Song Shan Lake Branch.

-6dB Bandwidth NVNT g 2412MHz Ant7

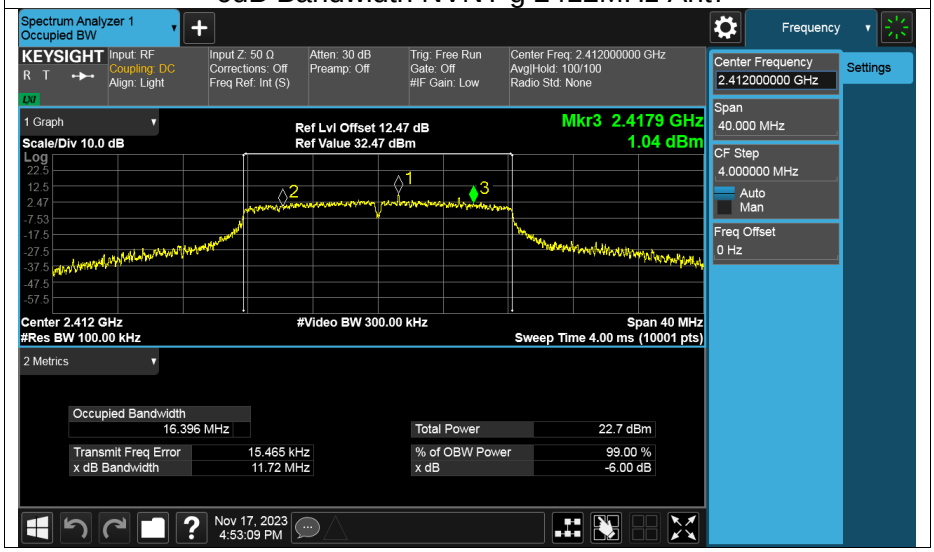

This report shall not be reproduced except in full, without the written approval of UL Verification Services (Guangzhou) Co., Ltd, Song Shan Lake Branch.

-6dB Bandwidth NVNT g 2437MHz Ant7

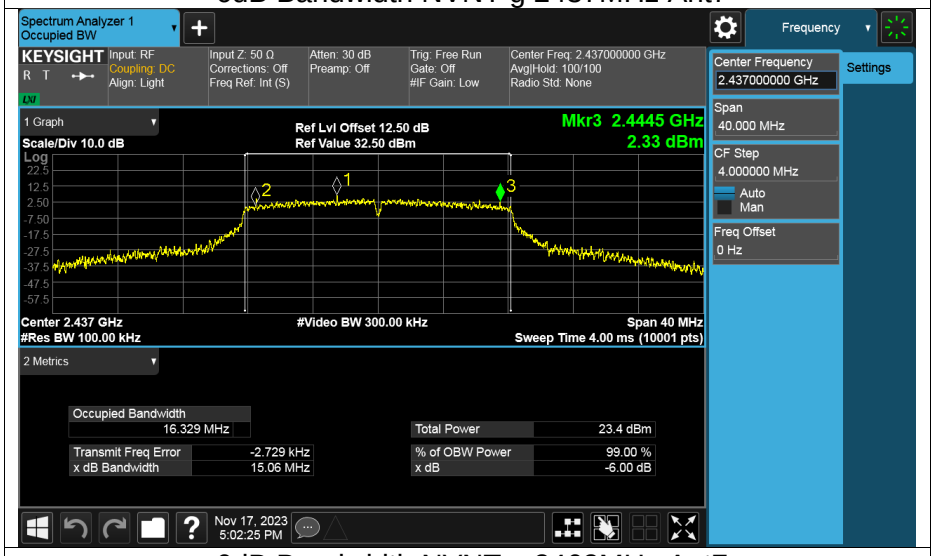

-6dB Bandwidth NVNT g 2462MHz Ant7

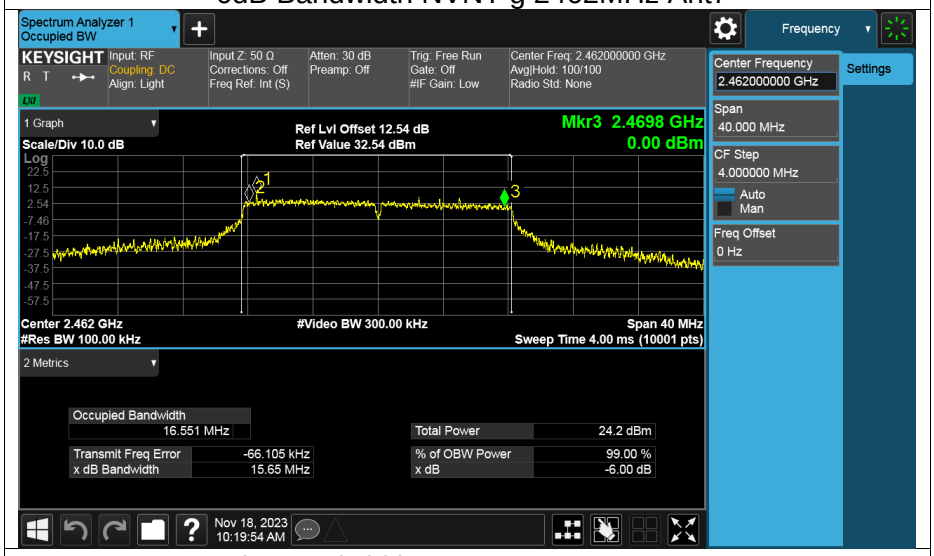

-6dB Bandwidth NVNT g 2412MHz Ant6

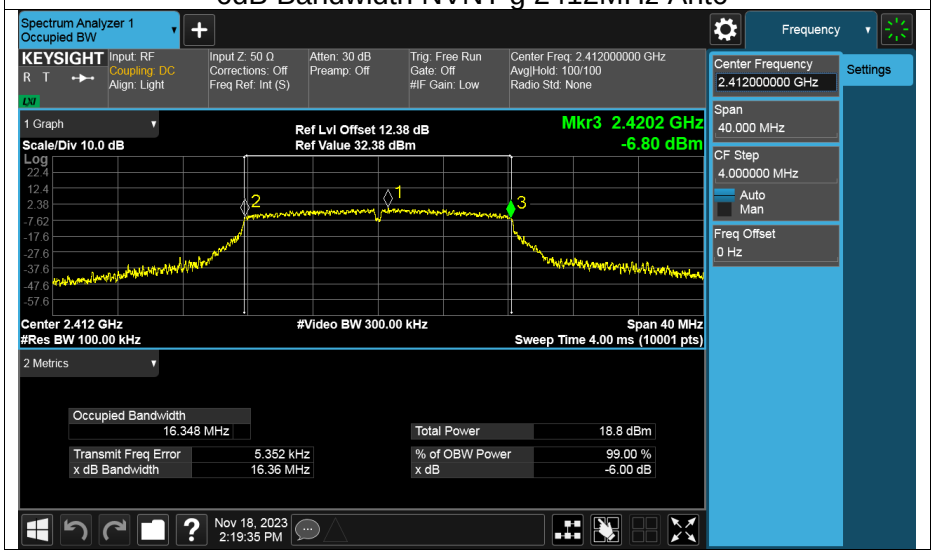

This report shall not be reproduced except in full, without the written approval of UL Verification Services (Guangzhou) Co., Ltd, Song Shan Lake Branch.

-6dB Bandwidth NVNT g 2437MHz Ant6

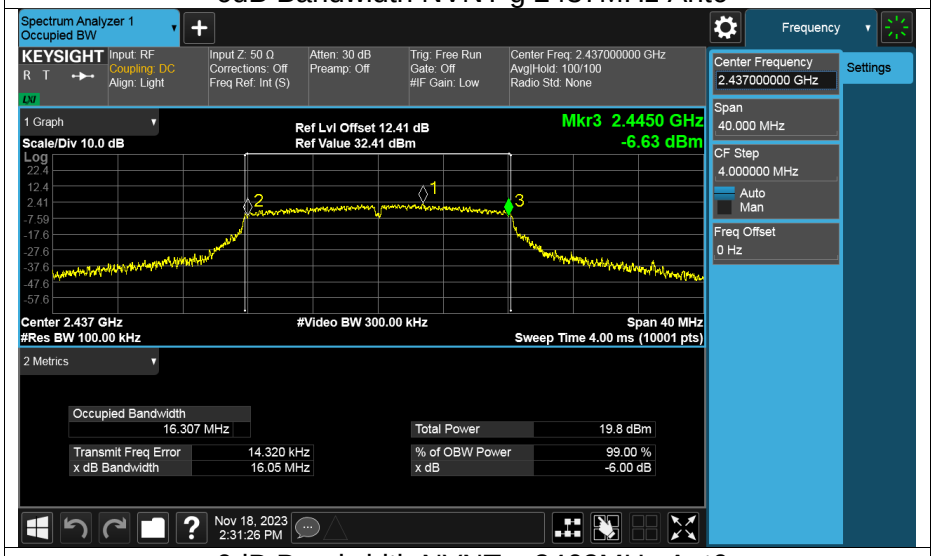

-6dB Bandwidth NVNT g 2462MHz Ant6

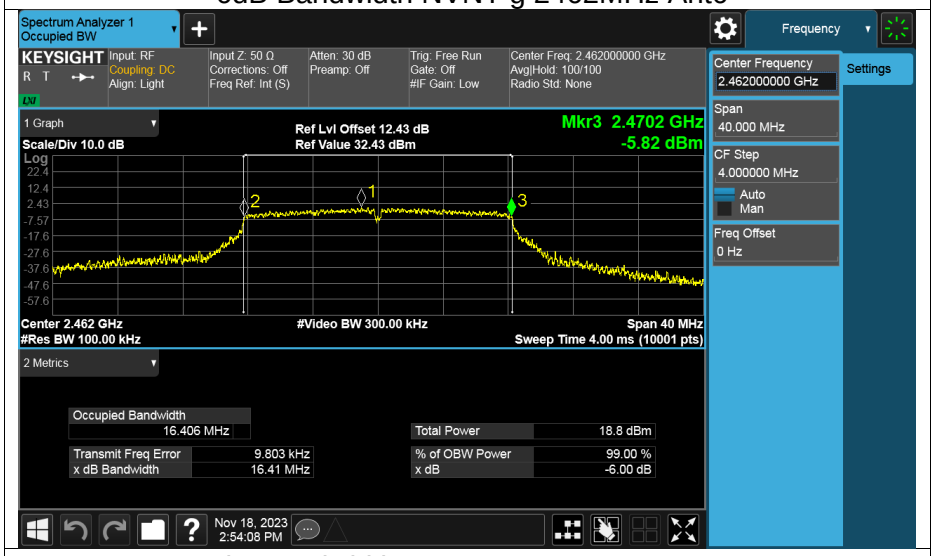

-6dB Bandwidth NVNT n20 2412MHz Ant7

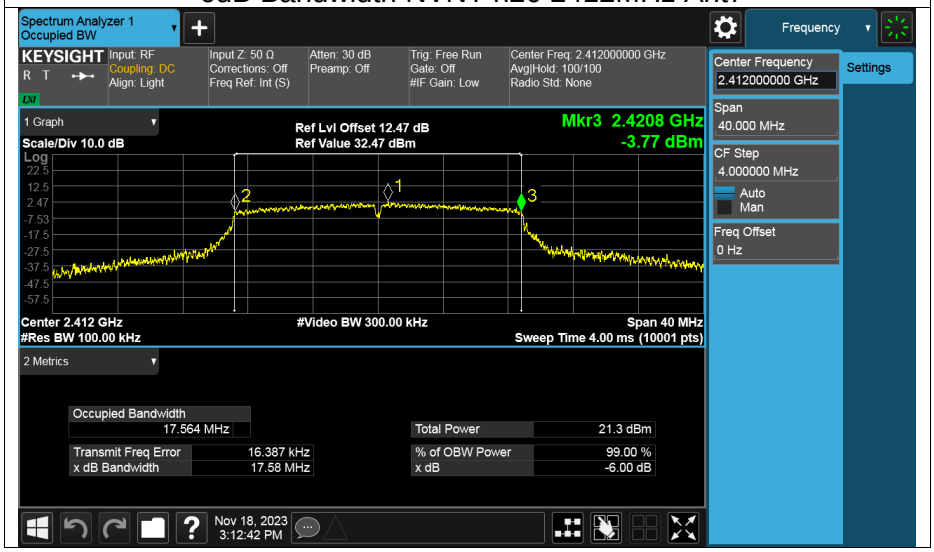

This report shall not be reproduced except in full, without the written approval of UL Verification Services (Guangzhou) Co., Ltd, Song Shan Lake Branch.

-6dB Bandwidth NVNT n20 2412MHz Ant6

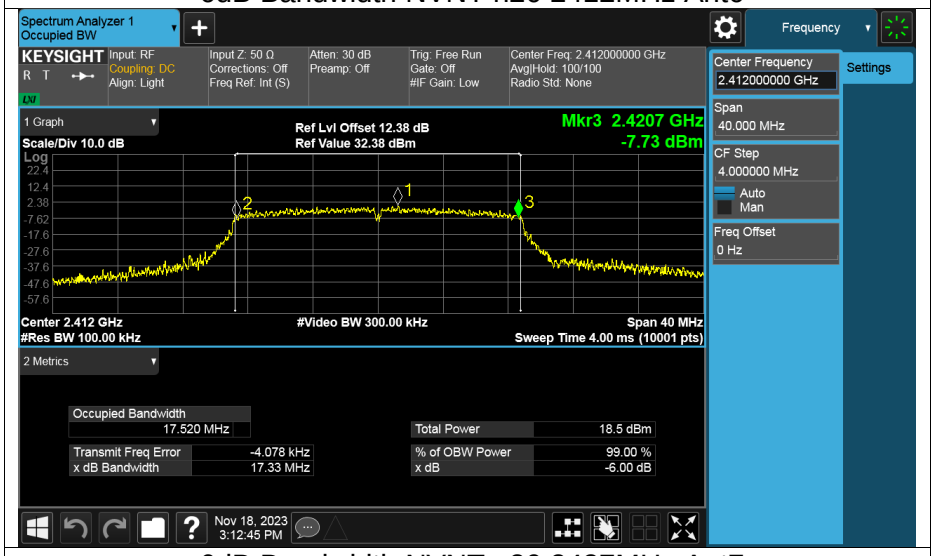

-6dB Bandwidth NVNT n20 2437MHz Ant7

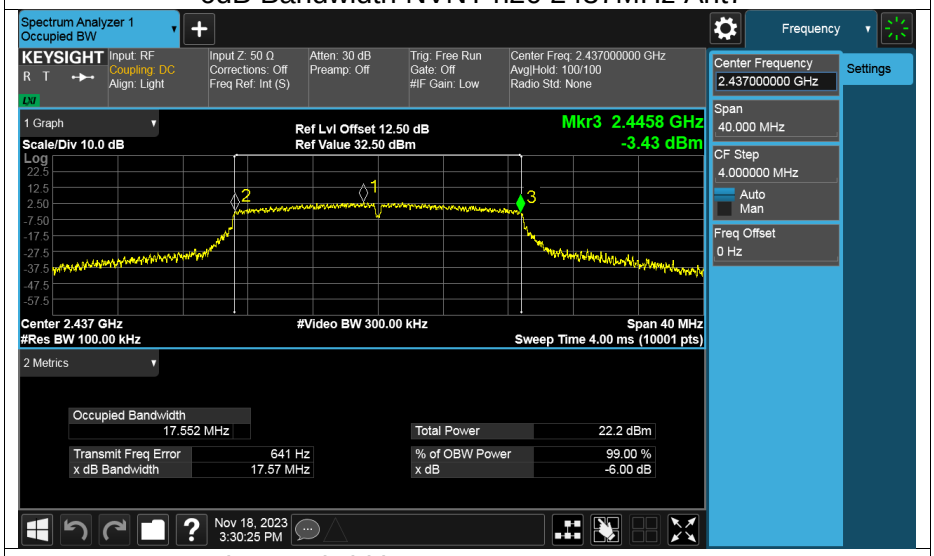

-6dB Bandwidth NVNT n20 2437MHz Ant6

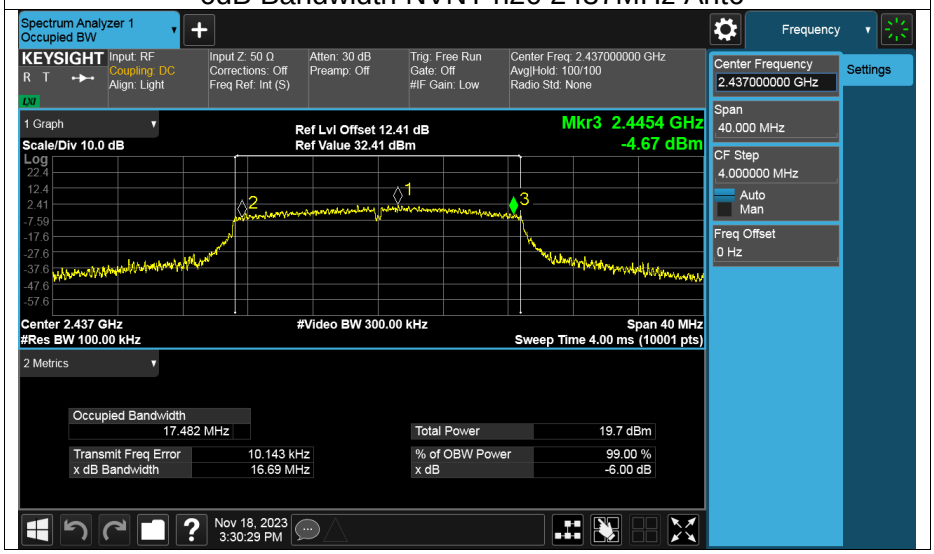

This report shall not be reproduced except in full, without the written approval of UL Verification Services (Guangzhou) Co., Ltd, Song Shan Lake Branch.

-6dB Bandwidth NVNT n20 2462MHz Ant7

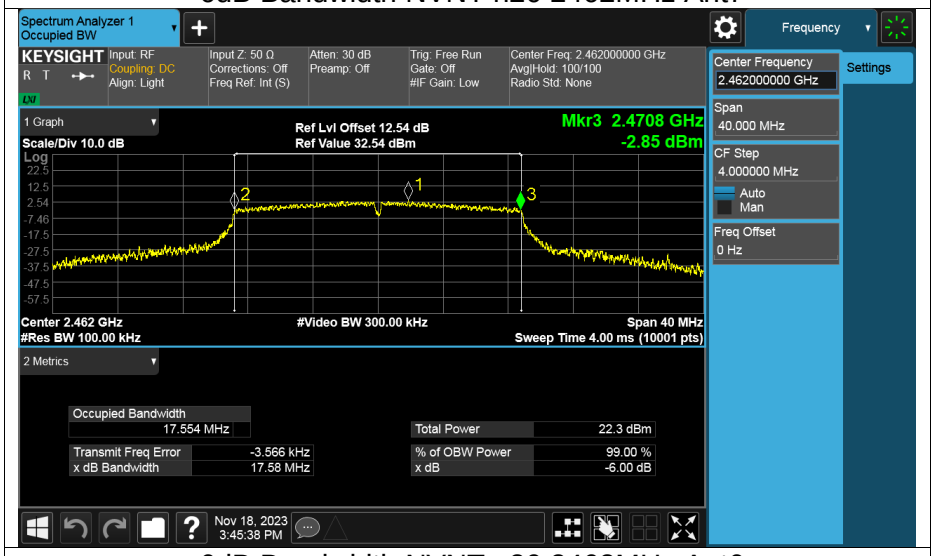

-6dB Bandwidth NVNT n20 2462MHz Ant6

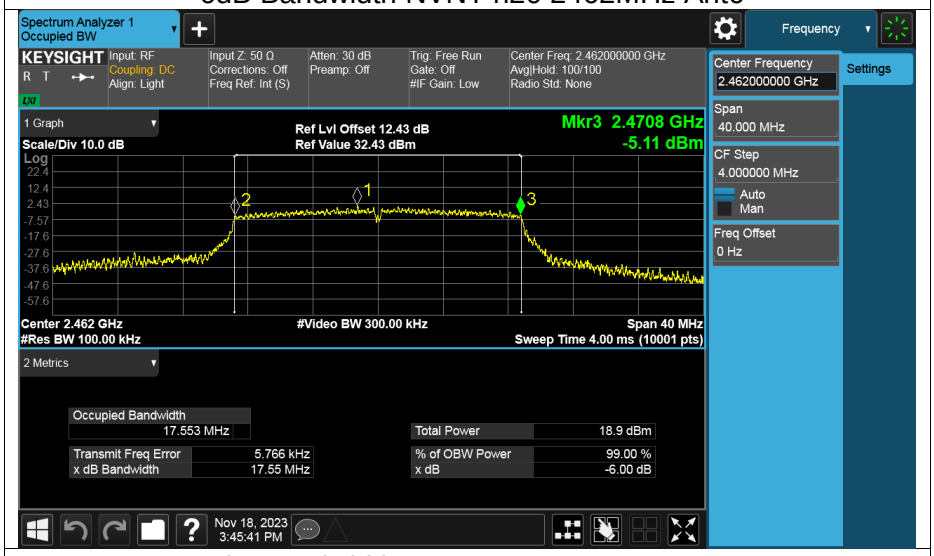

-6dB Bandwidth NVNT n40 2422MHz Ant7

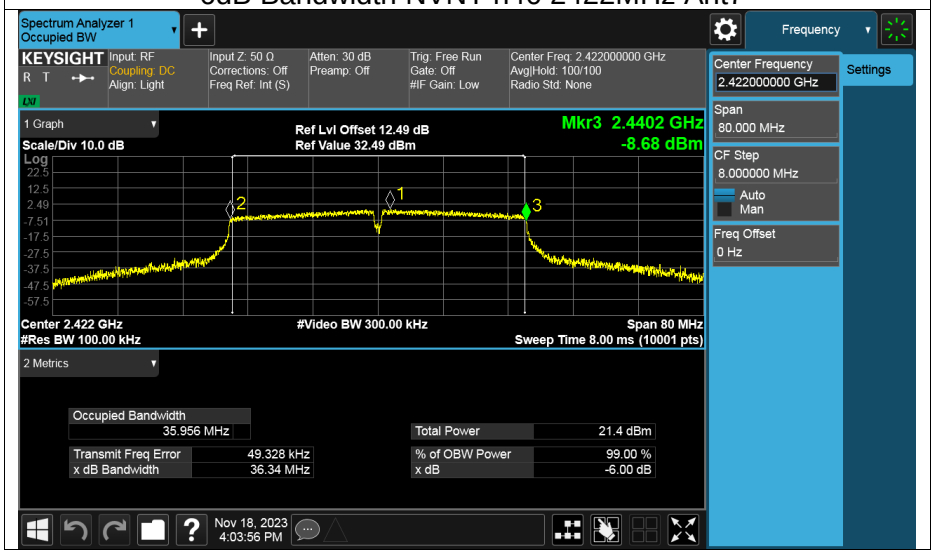

This report shall not be reproduced except in full, without the written approval of UL Verification Services (Guangzhou) Co., Ltd, Song Shan Lake Branch.

-6dB Bandwidth NVNT n40 2422MHz Ant6

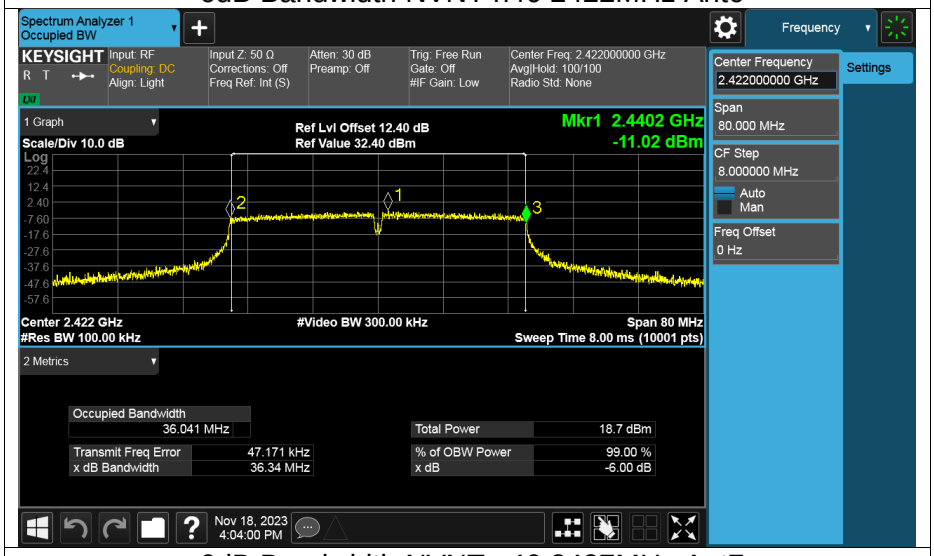

-6dB Bandwidth NVNT n40 2437MHz Ant7

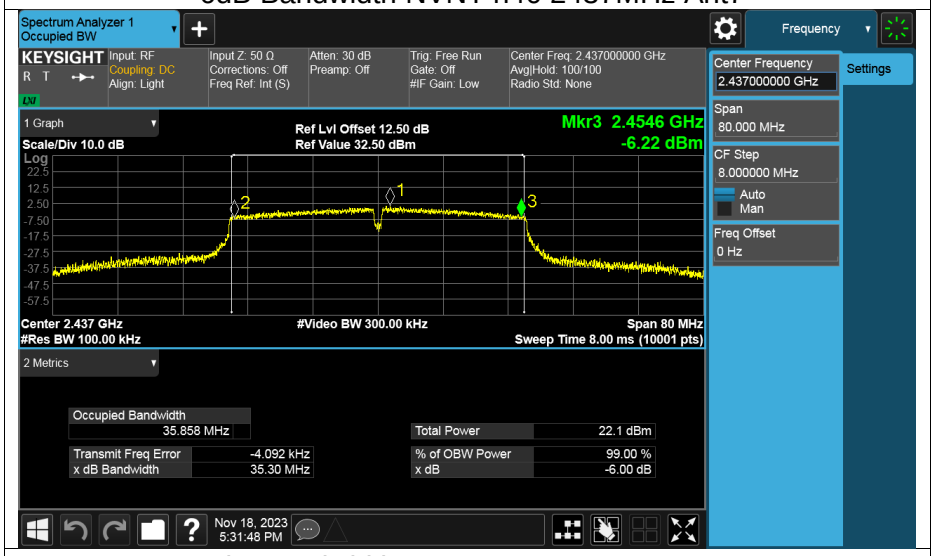

-6dB Bandwidth NVNT n40 2437MHz Ant6

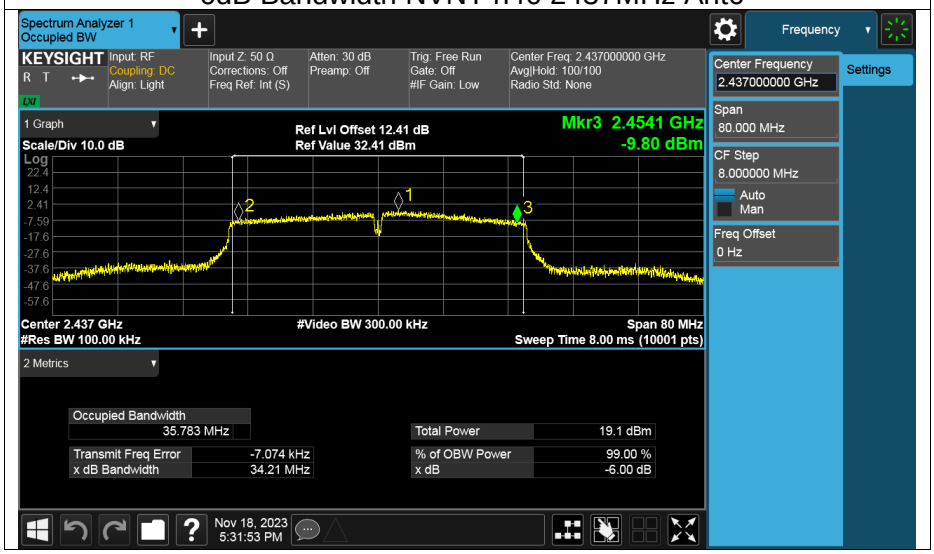

This report shall not be reproduced except in full, without the written approval of UL Verification Services (Guangzhou) Co., Ltd, Song Shan Lake Branch.