N71(5M)_DFT-s-OFDM_BPSK_Edge_1RB_Left_Low_CH

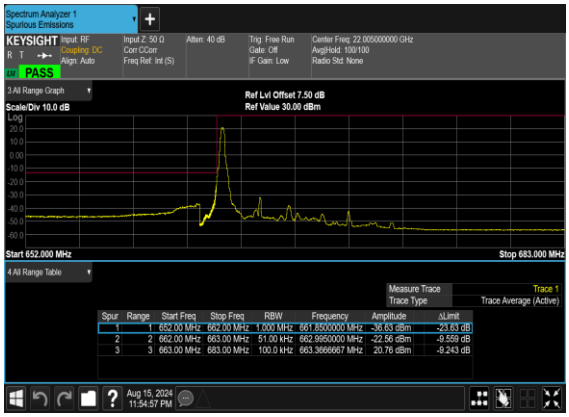

N71(5M)_DFT-s-OFDM_QPSK_Edge_1RB_Left_Low_CH

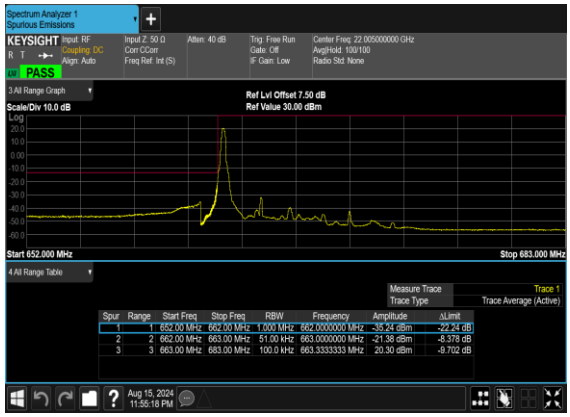

N71(5M)_DFT-s-OFDM_BPSK_Outer_Full_Low_CH

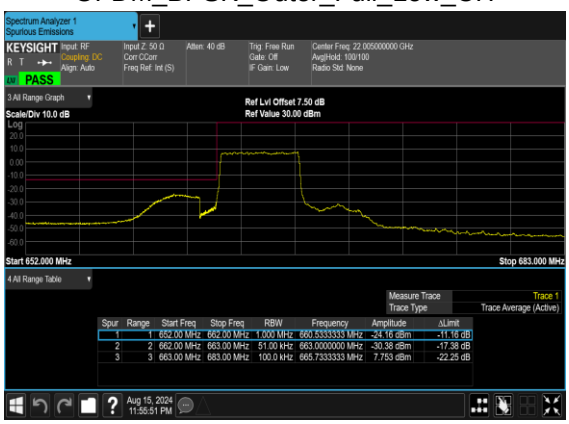

N71(5M)_DFT-s-OFDM_QPSK_Outer_Full_Low_CH

N71(5M)_DFT-s-OFDM_BPSK_Edge_1RB_Right_High_CH

N71(5M)_DFT-s-OFDM_QPSK_Edge_1RB_Right_High_CH

N71(5M)_DFT-s-OFDM_BPSK_Outer_Full_High_CH

N71(5M)_DFT-s-OFDM_QPSK_Outer_Full_High_CH

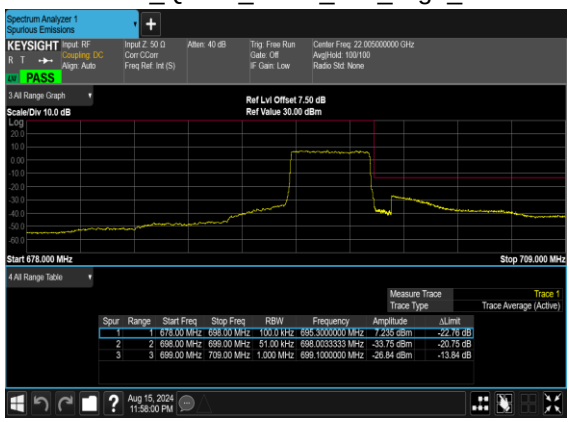

N71(20M)_DFT-s-OFDM_BPSK_Edge_1RB_Left_Low_CH

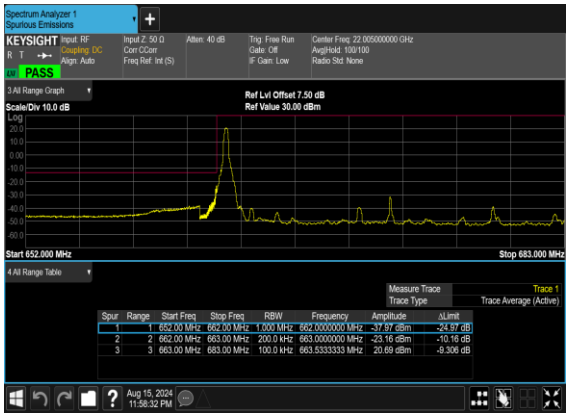

N71(20M)_DFT-s-OFDM_QPSK_Edge_1RB_Left_Low_CH

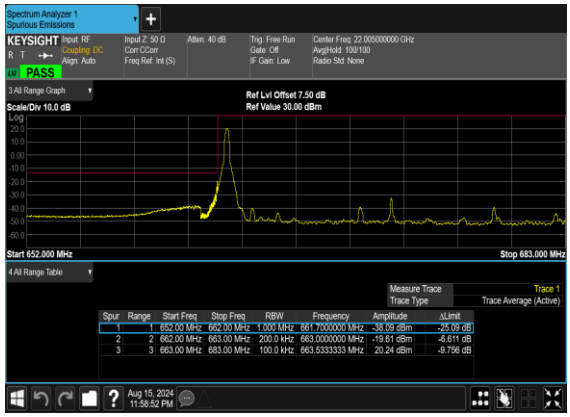

N71(20M)_DFT-s-OFDM_BPSK_Outer_Full_Low_CH

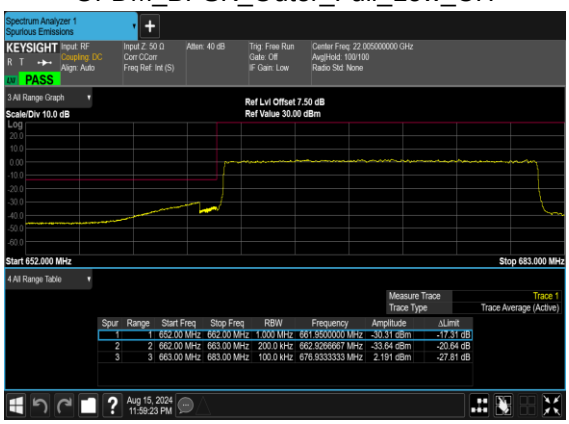

N71(20M)_DFT-s-OFDM_QPSK_Outer_Full_Low_CH

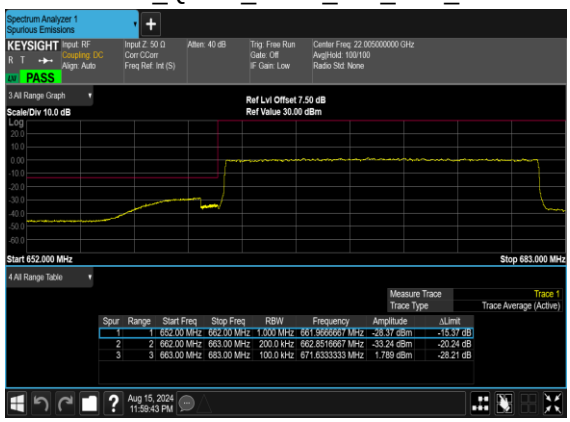

N71(20M)_DFT-s-OFDM_BPSK_Edge_1RB_Right_High_CH

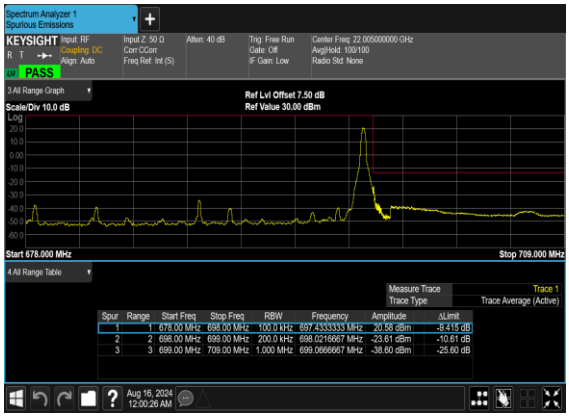

N71(20M)_DFT-s-OFDM_QPSK_Edge_1RB_Right_High_CH

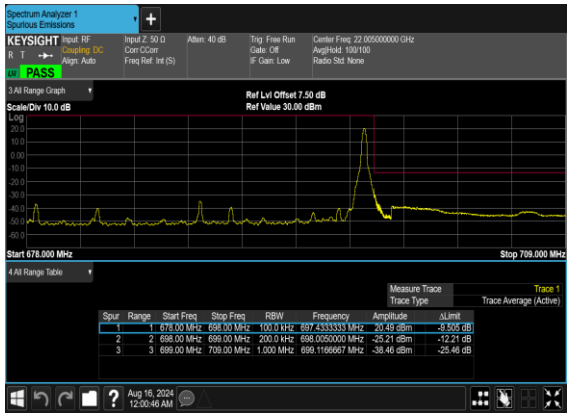

N71(20M)_DFT-s-OFDM_BPSK_Outer_Full_High_CH

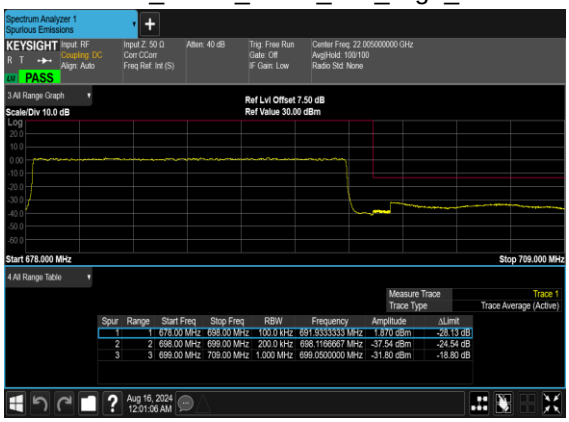

N71(20M)_DFT-s-OFDM_QPSK_Outer_Full_High_CH

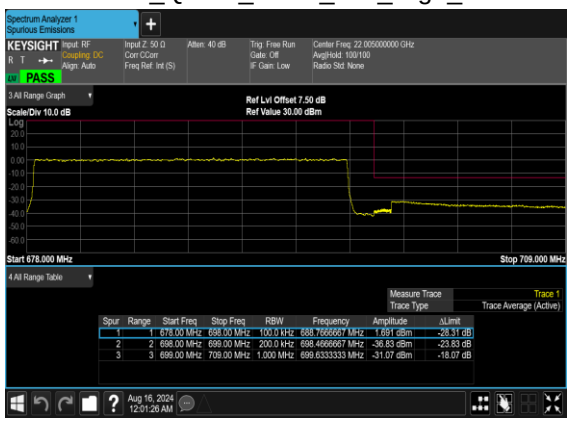

N71(30M)_DFT-s-OFDM_BPSK_Edge_1RB_Left_Low_CH

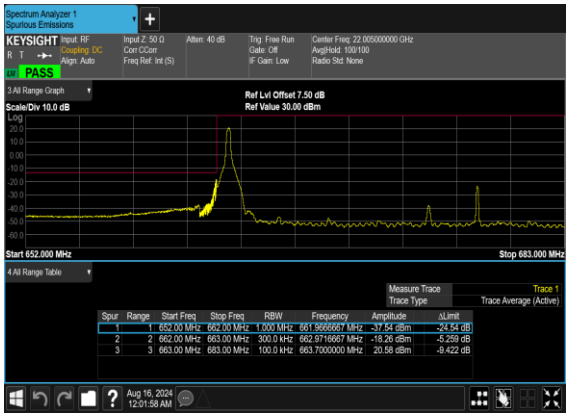

N71(30M)_DFT-s-OFDM_QPSK_Edge_1RB_Left_Low_CH

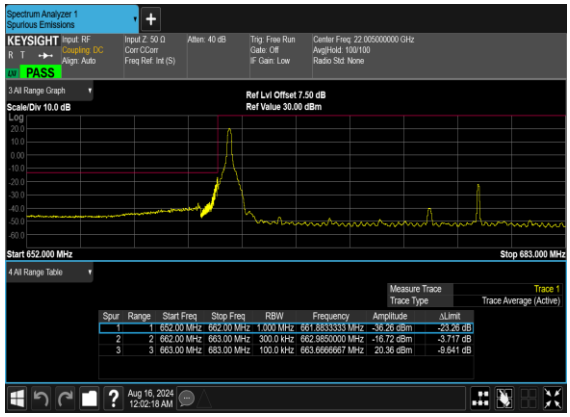

N71(30M)_DFT-s-OFDM_BPSK_Outer_Full_Low_CH

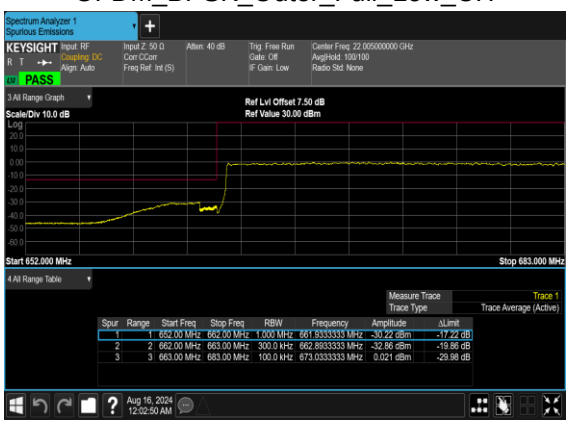

N71(30M)_DFT-s-OFDM_QPSK_Outer_Full_Low_CH

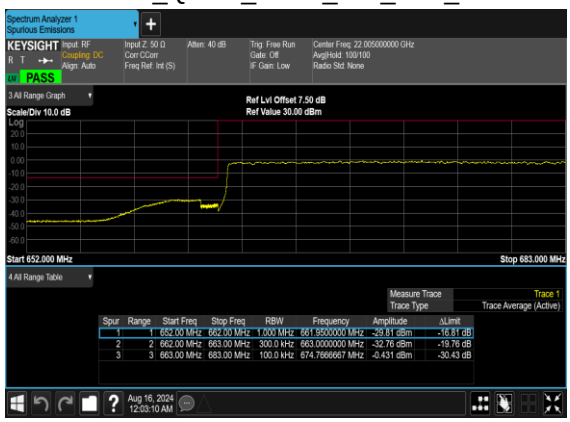

N71(30M)_DFT-s-OFDM_BPSK_Edge_1RB_Right_High_CH

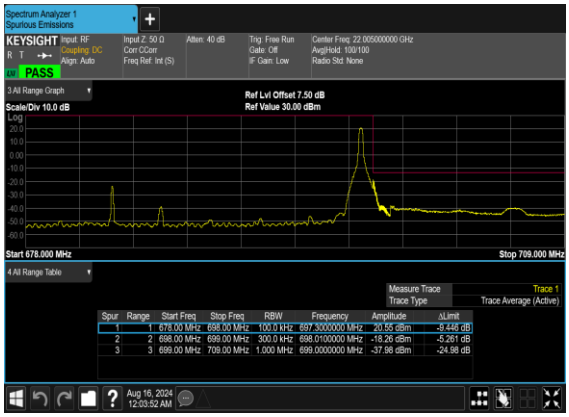

N71(30M)_DFT-s-OFDM_QPSK_Edge_1RB_Right_High_CH

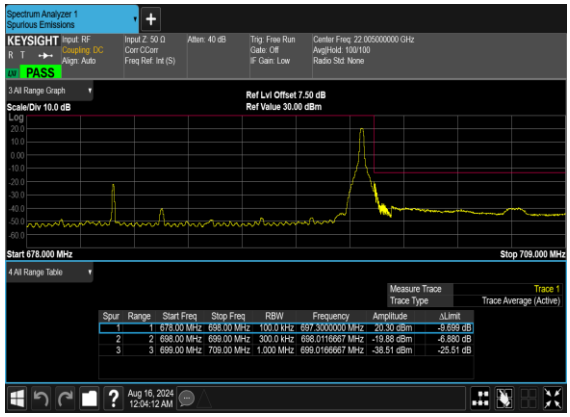

N71(30M)_DFT-s-OFDM_BPSK_Outer_Full_High_CH

N71(30M)_DFT-s-OFDM_QPSK_Outer_Full_High_CH

Appendix B. Test Results of Radiated Test

Radiated Spurious Emission

Test Engineer :	Zhaohui Liang	Temperature :	23~25℃
		Relative Humidity :	48~52%

Note: Pre-scanned harmonic for the different antenna combinations, we choose the worst antenna mode to perform final test.

n7 SA / NR 50MHz / QPSK(ANT3)									
Channel	Frequency (MHz)	EIRP (dBm)	Limit (dBm)	Over Limit (dB)	SPA Reading (dBm)	S.G. Power (dBm)	TX Cable loss (dB)	TX Antenna Gain (dBi)	Polarization (H/V)
Middle	5025.00	-57.21	-25	-32.21	-81.07	-62.77	7.14	12.70	H
	7537.50	-54.92	-25	-29.92	-81.74	-58.22	8.30	11.60	H
	10050.00	-52.67	-25	-27.67	-83.52	-54.19	10.48	12.00	H
	5025.00	-55.95	-25	-30.95	-81.26	-61.51	7.14	12.70	V
	7537.50	-54.82	-25	-29.82	-81.63	-58.12	8.30	11.60	V
	10050.00	-51.70	-25	-26.70	-83.31	-53.22	10.48	12.00	V

Remark: Spurious emissions within 30-1000MHz were found more than 20dB below limit line.

n41 SA / NR 100MHz / QPSK(ANT3)									
Channel	Frequency (MHz)	EIRP (dBm)	Limit (dBm)	Over Limit (dB)	SPA Reading (dBm)	S.G. Power (dBm)	TX Cable loss (dB)	TX Antenna Gain (dBi)	Polarization (H/V)
Middle	5089.00	-56.91	-25	-31.91	-81.19	-62.47	7.14	12.70	H
	7633.50	-55.16	-25	-30.16	-81.70	-58.46	8.30	11.60	H
	10178.00	-51.56	-25	-26.56	-82.58	-53.08	10.48	12.00	H
	5089.00	-55.44	-25	-30.44	-80.7	-61.00	7.14	12.70	V
	7633.50	-49.84	-25	-24.84	-77.06	-53.14	8.30	11.60	V
	10178.00	-50.32	-25	-25.32	-82.56	-51.84	10.48	12.00	V

Remark: Spurious emissions within 30-1000MHz were found more than 20dB below limit line.

EN-DC_66A_n41A / LTE 10MHz + NR 100MHz / QPSK (ANT2+3)									
Channel	Frequency (MHz)	EIRP (dBm)	Limit (dBm)	Over Limit (dB)	SPA Reading (dBm)	S.G. Power (dBm)	TX Cable loss (dB)	TX Antenna Gain (dBi)	Polarization (H/V)
NR n41 Middle	5089.00	-56.32	-25	-31.32	-80.60	-61.88	7.14	12.70	H
	7633.50	-49.92	-25	-24.92	-76.46	-53.22	8.30	11.60	H
	10178.00	-52.00	-25	-27.00	-83.02	-53.52	10.48	12.00	H
	5089.00	-55.90	-25	-30.90	-81.16	-61.46	7.14	12.70	V
	7633.50	-49.65	-25	-24.65	-76.87	-52.95	8.30	11.60	V
	10178.00	-50.87	-25	-25.87	-83.11	-52.39	10.48	12.00	V
LTE	3481	-58.18	-13	-45.18	-80.22	-65.03	5.65	12.50	H

Band66 Middle	5221.5	-56.72	-13	-43.72	-81.60	-62.39	7.13	12.80	H
	6962	-55.33	-13	-42.33	-81.71	-58.73	8.40	11.80	H
	3481	-57.57	-13	-44.57	-80.28	-64.42	5.65	12.50	V
	5221.5	-56.55	-13	-43.55	-81.6	-62.22	7.13	12.80	V
	6962	-54.13	-13	-41.13	-81.06	-57.53	8.40	11.80	V

Remark: Spurious emissions within 30-1000MHz were found more than 20dB below limit line.

n71 SA / NR 30MHz / QPSK(ANT0)									
Channel	Frequency (MHz)	ERP (dBm)	Limit (dBm)	Over Limit (dB)	SPA Reading (dBm)	S.G. Power (dBm)	TX Cable loss (dB)	TX Antenna Gain (dBi)	Polarization (H/V)
Middle	1334	-64.99	-13	-51.99	-76.00	-68.24	4.00	9.40	H
	2001	-59.70	-13	-46.70	-77.34	-63.27	4.88	10.60	H
	2668	-60.06	-13	-47.06	-79.73	-64.99	5.52	12.60	H
	1334	-64.08	-13	-51.08	-76.04	-67.33	4.00	9.40	V
	2001	-60.57	-13	-47.57	-78.11	-64.14	4.88	10.60	V
	2668	-60.03	-13	-47.03	-80.12	-64.96	5.52	12.60	V

Remark: Spurious emissions within 30-1000MHz were found more than 20dB below limit line.

EN-DC_66A_n71A / LTE 10MHz + NR 30MHz / QPSK (ANT3+0)									
Channel	Frequency (MHz)	EIRP/ERP (dBm)	Limit (dBm)	Over Limit (dB)	SPA Reading (dBm)	S.G. Power (dBm)	TX Cable loss (dB)	TX Antenna Gain (dBi)	Polarization (H/V)
NR n71 Middle	1334	-63.08	-13	-50.08	-74.09	-66.33	4.00	9.40	H
	2001	-57.32	-13	-44.32	-74.96	-60.89	4.88	10.60	H
	2668	-58.02	-13	-45.02	-77.69	-62.95	5.52	12.60	H
	1334	-62.22	-13	-49.22	-74.18	-65.47	4.00	9.40	V
	2001	-57.16	-13	-44.16	-74.70	-60.73	4.88	10.60	V
	2668	-57.45	-13	-44.45	-77.54	-62.38	5.52	12.60	V
LTE Band66 Middle	3481	-55.97	-13	-42.97	-78.01	-62.82	5.65	12.50	H
	5221.5	-55.01	-13	-42.01	-79.89	-60.68	7.13	12.80	H
	6962	-55.04	-13	-42.04	-81.42	-58.44	8.40	11.80	H
	3481	-55.83	-13	-42.83	-78.54	-62.68	5.65	12.50	V
	5221.5	-53.07	-13	-40.07	-78.12	-58.74	7.13	12.80	V
	6962	-54.37	-13	-41.37	-81.3	-57.77	8.40	11.80	V

Remark: Spurious emissions within 30-1000MHz were found more than 20dB below limit line.