Mode	30	
	Band Edge	
	U-NII-2C_5.47-5.725_802.11n HT20_CH144_5720MHz	
ANT	5	
Pol.	Vertical	Fundamental
Peak	Blank	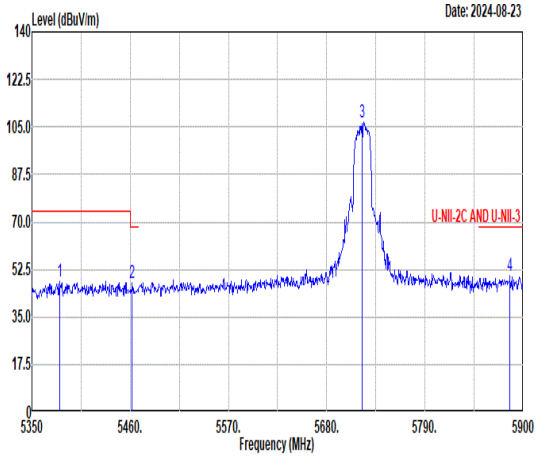 Freq Level Limit Line Margin Read Level Ant Factor Cable Loss Preamp Factor APos TPos Remark MHz dBuV/m dBuV/m dB dBuV dB/m dB dB cm deg 1 5380.80 48.29 74.00 -25.71 37.62 34.80 8.41 32.54 200 340 Peak 2 5462.20 47.35 68.30 -20.95 36.58 34.87 8.41 32.51 200 340 Peak 3 5720.00 106.49 ------ ------ 95.30 35.03 8.66 32.50 200 340 Peak 4 5885.15 49.98 68.30 -18.32 38.51 35.13 8.84 32.50 200 340 Peak
Avg	Blank	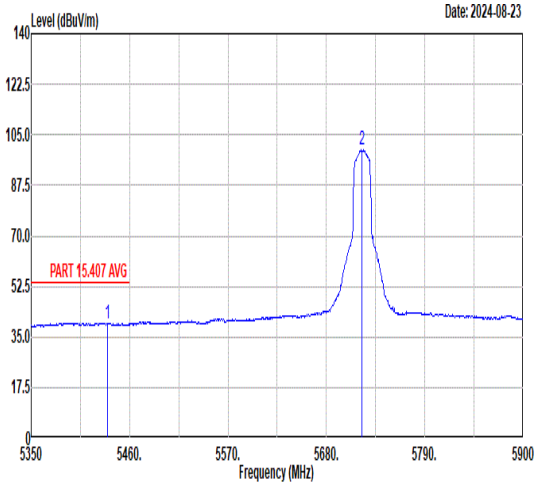 Freq Level Limit Line Margin Read Level Ant Factor Cable Loss Preamp Factor APos TPos Remark MHz dBuV/m dBuV/m dB dBuV dB/m dB dB cm deg 1 5435.25 39.86 54.00 -14.14 29.09 34.85 8.44 32.52 200 340 Peak 2 5720.00 99.85 ------ ------ 88.66 35.03 8.66 32.50 200 340 Average

Mode	30	
	Harmonic	
	U-NII-2C_5.47-5.725_802.11n HT20_CH144_5720MHz	
ANT	5	
Pol.	Horizontal	Vertical
Peak Avg	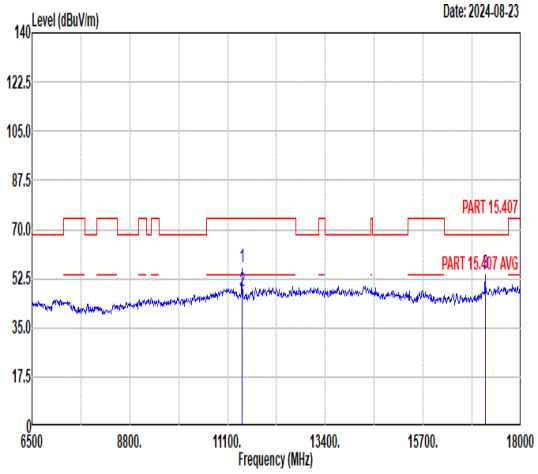 Freq Level Limit Line Margin Read Level Ant Factor Cable Loss Preamp Factor APos TPos Remark MHz dBuV/m dBuV/m dB dBuV dB/m dB dB cm deg 1 11440.00 56.78 74.00 -17.22 70.53 37.77 11.42 62.94 100 63 Peak 2 11440.00 48.13 54.00 -5.87 61.88 37.77 11.42 62.94 100 63 Average 3 17160.00 54.28 68.30 -14.02 66.19 40.16 13.16 65.23 165 246 Peak	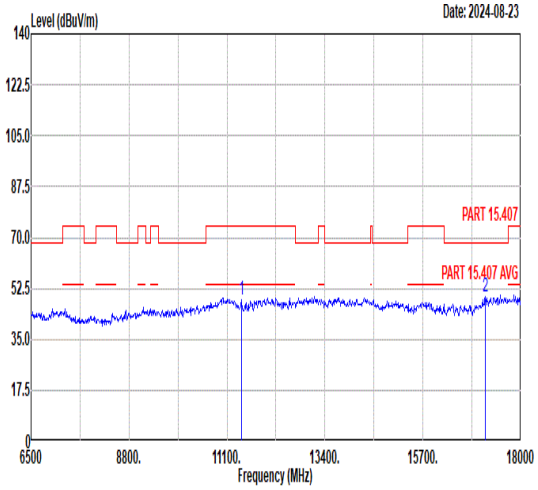 Freq Level Limit Line Margin Read Level Ant Factor Cable Loss Preamp Factor APos TPos Remark MHz dBuV/m dBuV/m dB dBuV dB/m dB dB cm deg 1 11440.00 48.81 74.00 -25.19 62.56 37.77 11.42 62.94 122 291 Peak 2 17160.00 49.66 68.30 -18.64 61.57 40.16 13.16 65.23 153 102 Peak

Mode	31	
	Band Edge	
	U-NII-2C_5.47-5.725_802.11n HT40_CH142_5710MHz	
ANT	5	
Pol.	Horizontal	Fundamental
Peak	Blank	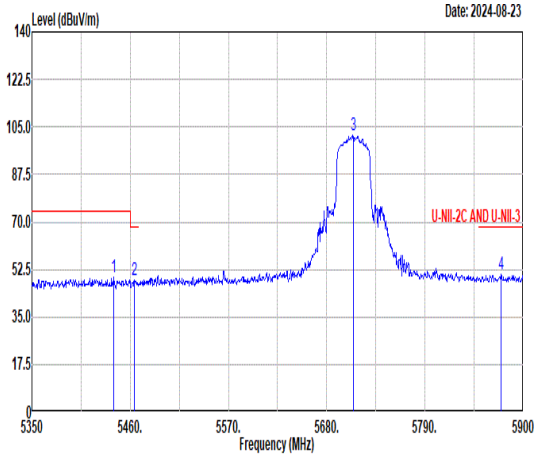 Freq Level Limit Line Margin Read Level Ant Factor Cable Loss Preamp Factor APos TPos Remark MHz dBuV/m dBuV/m dB dBuV dB/m dB dB cm deg 1 5441.85 49.65 74.00 -24.35 38.89 34.85 8.43 32.52 207 336 Peak 2 5464.40 48.67 68.30 -19.63 37.91 34.87 8.40 32.51 207 336 Peak 3 5710.00 101.78 ------ ------ 90.64 35.02 8.62 32.50 207 336 Peak 4 5875.25 50.75 68.30 -17.55 39.27 35.13 8.85 32.50 207 336 Peak
Avg	Blank	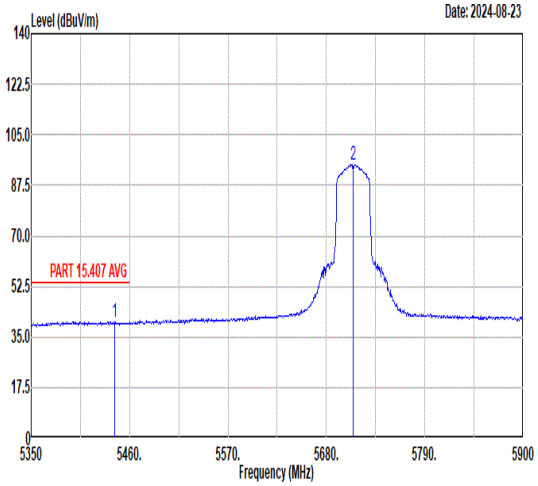 Freq Level Limit Line Margin Read Level Ant Factor Cable Loss Preamp Factor APos TPos Remark MHz dBuV/m dBuV/m dB dBuV dB/m dB dB cm deg 1 5442.95 40.25 54.00 -13.75 29.49 34.85 8.43 32.52 207 336 Peak 2 5710.00 94.56 ------ ------ 83.42 35.02 8.62 32.50 207 336 Average

Mode	31	
	Band Edge	
	U-NII-2C_5.47-5.725_802.11n HT40_CH142_5710MHz	
ANT	5	
Pol.	Vertical	Fundamental
Peak	Blank	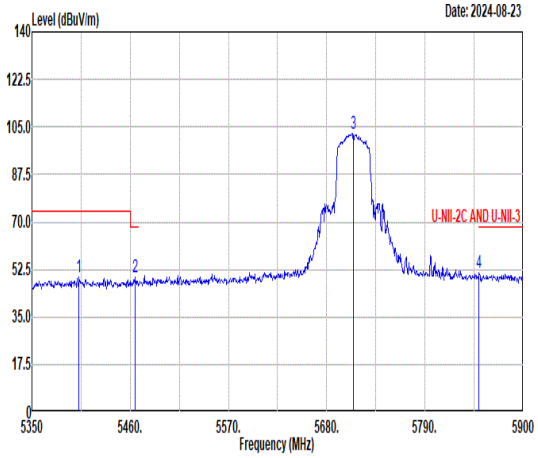 Freq Level Limit Line Margin Read Level Ant Factor Cable Loss Preamp Factor APos TPos Remark MHz dBuV/m dBuV/m dB dBuV dB/m dB dB cm deg 1 5402.80 49.45 74.00 -24.55 38.70 34.82 8.47 32.54 201 339 Peak 2 5465.50 49.44 68.30 -18.86 38.68 34.87 8.40 32.51 201 339 Peak 3 5710.00 102.30 ------ ------ 91.16 35.02 8.62 32.50 201 339 Peak 4 5850.50 51.04 68.30 -17.26 39.55 35.11 8.88 32.50 201 339 Peak
Avg	Blank	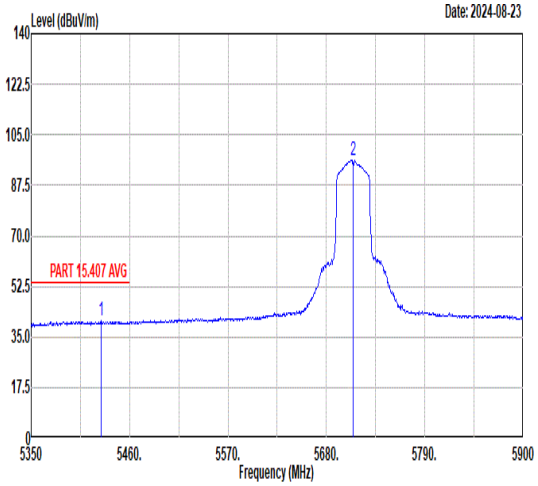 Freq Level Limit Line Margin Read Level Ant Factor Cable Loss Preamp Factor APos TPos Remark MHz dBuV/m dBuV/m dB dBuV dB/m dB dB cm deg 1 5428.10 40.49 54.00 -13.51 29.72 34.84 8.45 32.52 201 339 Peak 2 5710.00 96.21 ------ ------ 85.07 35.02 8.62 32.50 201 339 Average

Mode	32	
	Band Edge	
	U-NII-2C_5.47-5.725_ 802.11ac VHT80_CH138_5690MHz	
ANT	5	
Pol.	Horizontal	Fundamental
Peak	Blank	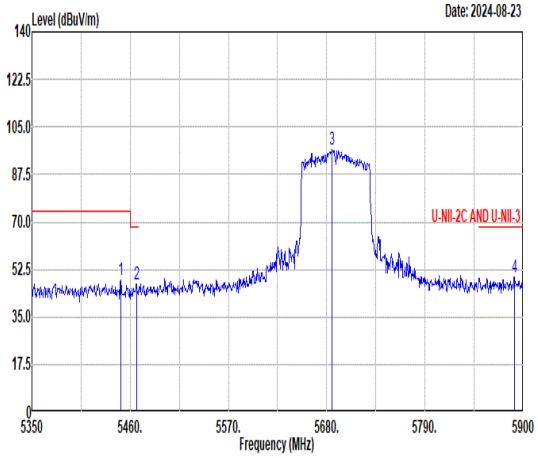 Freq Level Limit Line Margin Read Level Ant Factor Cable Loss Preamp Factor APos TPos Remark MHz dBuV/m dBuV/m dB dBuV dB/m dB dB cm deg 1 5449.55 48.40 74.00 -25.60 37.64 34.86 8.42 32.52 197 337 Peak 2 5467.15 46.81 68.30 -21.49 36.05 34.87 8.40 32.51 197 337 Peak 3 5686.05 96.58 ------ ------ 85.54 35.01 8.53 32.50 197 337 Peak 4 5890.10 49.83 68.30 -18.47 38.37 35.13 8.83 32.50 197 337 Peak
Avg	Blank	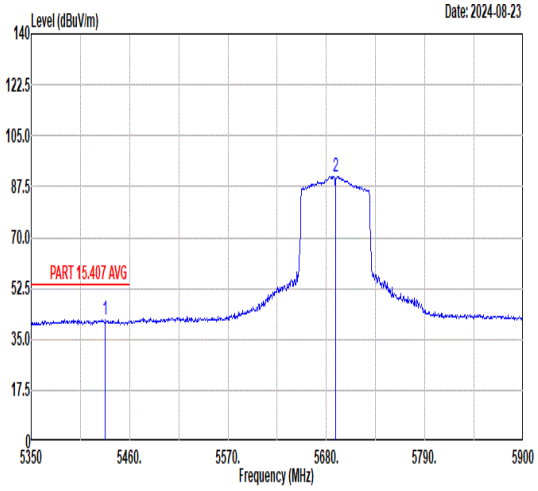 Freq Level Limit Line Margin Read Level Ant Factor Cable Loss Preamp Factor APos TPos Remark MHz dBuV/m dBuV/m dB dBuV dB/m dB dB cm deg 1 5433.05 41.78 54.00 -12.22 31.01 34.84 8.45 32.52 197 337 Average 2 5690.00 91.04 ------ ------ 79.99 35.01 8.54 32.50 197 337 Peak

Mode	32	
	Band Edge	
	U-NII-2C_5.47-5.725_ 802.11ac VHT80_CH138_5690MHz	
ANT	5	
Pol.	Vertical	Fundamental
Peak	Blank	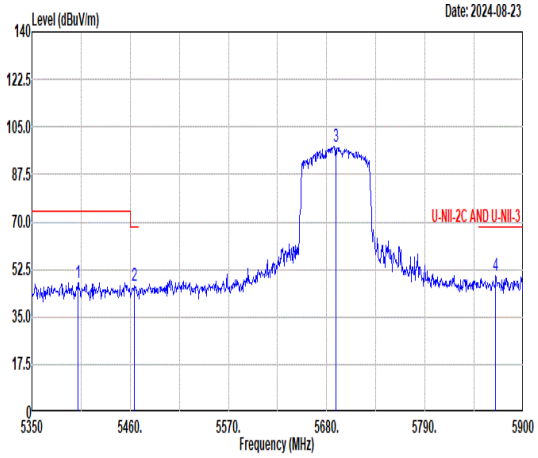 Freq Level Limit Line Margin Read Level Ant Factor Cable Loss Preamp Factor APos TPos Remark MHz dBuV/m dBuV/m dB dBuV dB/m dB dB cm deg 1 5401.70 47.50 74.00 -26.50 36.75 34.82 8.47 32.54 197 338 Peak 2 5464.95 46.58 68.30 -21.72 35.82 34.87 8.40 32.51 197 338 Peak 3 5690.00 97.61 ------ ------ 86.56 35.01 8.54 32.50 197 338 Peak 4 5869.20 50.24 68.30 -18.06 38.77 35.12 8.85 32.50 197 338 Peak
Avg	Blank	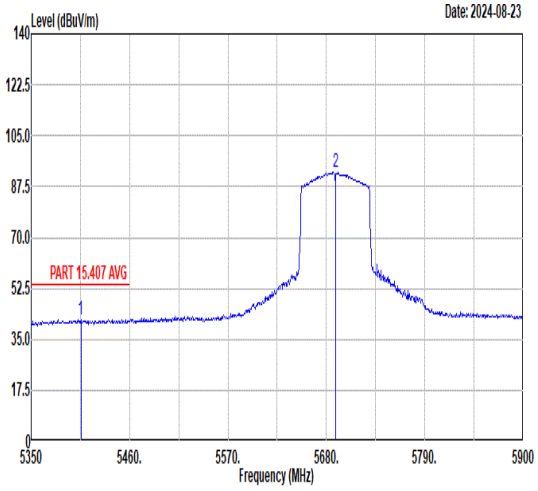 Freq Level Limit Line Margin Read Level Ant Factor Cable Loss Preamp Factor APos TPos Remark MHz dBuV/m dBuV/m dB dBuV dB/m dB dB cm deg 1 5405.55 41.92 54.00 -12.08 31.15 34.82 8.48 32.53 197 338 Average 2 5690.00 92.51 ------ ------ 81.46 35.01 8.54 32.50 197 338 Peak

Mode	33	
	Harmonic	
	U-NII-3_5.725-5.85_802.11a_CH149_5745MHz	
ANT	5	
Pol.	Horizontal	Vertical
Peak Avg	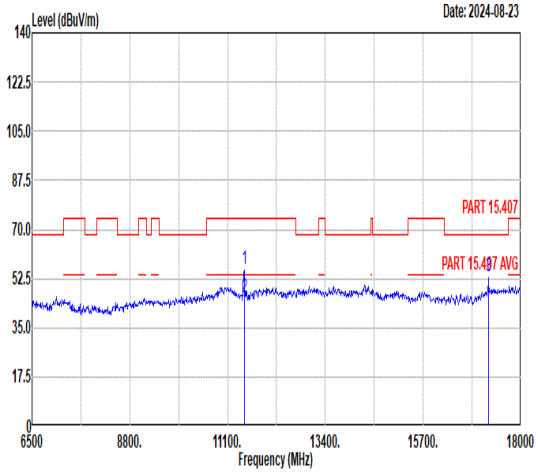 Freq Level Limit Line Margin Read Level Ant Factor Cable Loss Preamp Factor APos TPos Remark MHz dBuV/m dBuV/m dB dBuV dB/m dB dB cm deg 1 11490.00 55.92 74.00 -18.08 69.59 37.79 11.45 62.91 100 35 Peak 2 11490.00 46.04 54.00 -7.96 59.71 37.79 11.45 62.91 100 35 Average 3 17235.00 53.10 68.30 -15.20 64.95 40.27 13.17 65.29 -- -- Peak	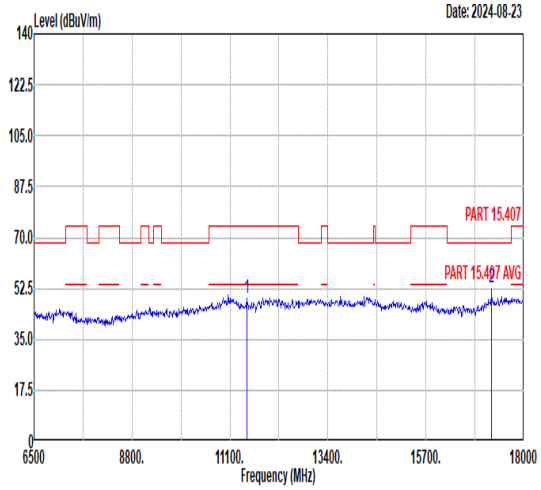 Freq Level Limit Line Margin Read Level Ant Factor Cable Loss Preamp Factor APos TPos Remark MHz dBuV/m dBuV/m dB dBuV dB/m dB dB cm deg 1 11490.00 49.12 74.00 -24.88 62.79 37.79 11.45 62.91 -- -- Peak 2 17235.00 52.78 68.30 -15.52 64.63 40.27 13.17 65.29 -- -- Peak

Mode	34	
	Harmonic	
	U-NII-3_5.725-5.85_802.11a_CH157_5785MHz	
ANT	5	
Pol.	Horizontal	Vertical
Peak Avg	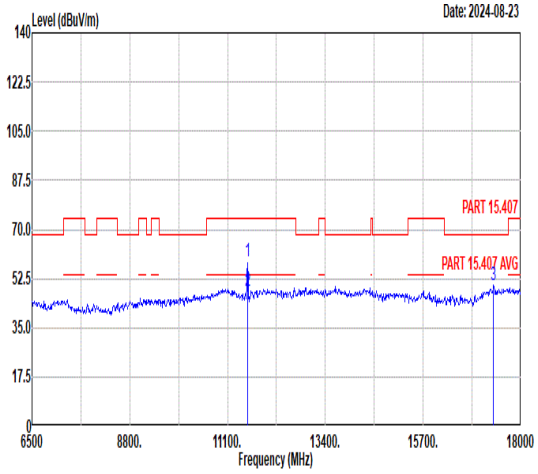 Freq Level Limit Line Margin Read Level Ant Factor Cable Loss Preamp Factor APos TPos Remark MHz dBuV/m dBuV/m dB dBuV dB/m dB dB cm deg 1 11570.00 58.46 74.00 -15.54 72.06 37.85 11.49 62.94 100 42 Peak 2 11570.00 48.19 54.00 -5.81 61.79 37.85 11.49 62.94 100 42 Average 3 17355.00 50.34 68.30 -17.96 62.06 40.46 13.20 65.38 -- -- Peak	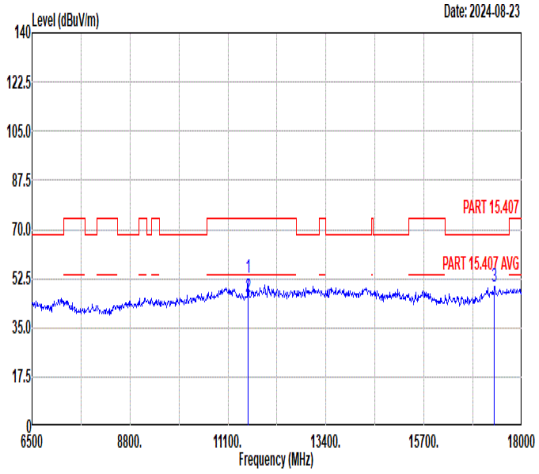 Freq Level Limit Line Margin Read Level Ant Factor Cable Loss Preamp Factor APos TPos Remark MHz dBuV/m dBuV/m dB dBuV dB/m dB dB cm deg 1 11570.00 53.08 74.00 -20.92 66.68 37.85 11.49 62.94 140 25 Peak 2 11570.00 46.19 54.00 -7.81 59.79 37.85 11.49 62.94 140 25 Average 3 17355.00 49.57 68.30 -18.73 61.29 40.46 13.20 65.38 -- -- Peak

Mode	35	
	Harmonic	
	U-NII-3_5.725-5.85_802.11a_CH165_5825MHz	
ANT	5	
Pol.	Horizontal	Vertical
Peak Avg	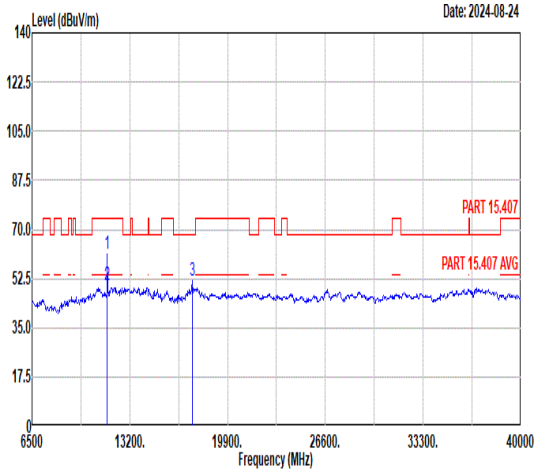 Freq Level Limit Line Margin Read Level Ant Factor Cable Loss Preamp Factor APos TPos Remark MHz dBuV/m dBuV/m dB dBuV dB/m dB dB cm deg 1 11650.00 61.27 74.00 -12.73 74.81 37.92 11.53 62.99 189 352 Peak 2 11650.00 50.26 54.00 -3.74 63.80 37.92 11.53 62.99 189 352 Average 3 17475.00 51.51 68.30 -16.79 63.10 40.65 13.23 65.47 -- -- Peak	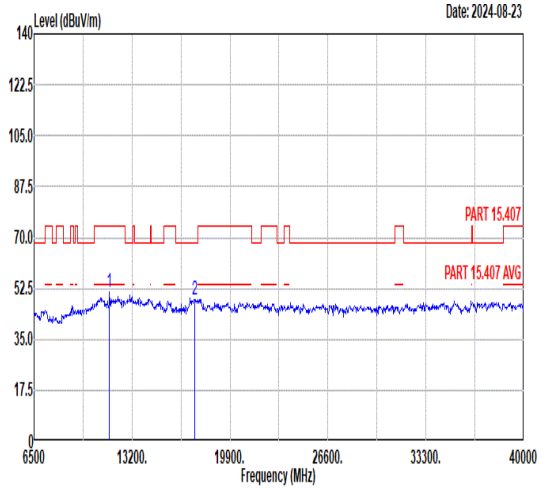 Freq Level Limit Line Margin Read Level Ant Factor Cable Loss Preamp Factor APos TPos Remark MHz dBuV/m dBuV/m dB dBuV dB/m dB dB cm deg 1 11650.00 51.08 74.00 -22.92 64.62 37.92 11.53 62.99 -- -- Peak 2 17475.00 48.83 68.30 -19.47 60.42 40.65 13.23 65.47 -- -- Peak

Mode	36	
	Band Edge	
	U-NII-3_5.725-5.85_802.11n HT20_CH149_5745MHz	
ANT	5	
Pol.	Horizontal	Fundamental
Peak	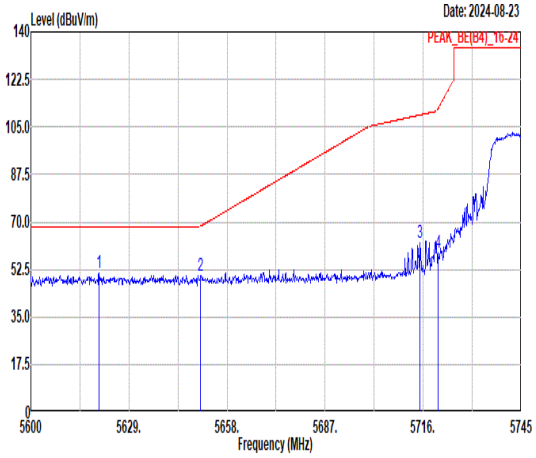 Freq Level Limit Line Margin Read Level Ant Factor Cable Loss Preamp Factor APos TPos Remark MHz dBuV/m dBuV/m dB dBuV dB/m dB dB cm deg 1 5620.16 50.99 68.30 -17.31 40.23 34.97 8.29 32.50 100 195 PEAK 2 5650.17 49.94 68.43 -18.49 39.05 34.99 8.40 32.50 100 195 PEAK 3 5715.13 62.34 109.44 -47.10 51.17 35.03 8.64 32.50 100 195 PEAK 4 5720.50 58.62 111.93 -53.31 47.43 35.03 8.66 32.50 100 195 PEAK	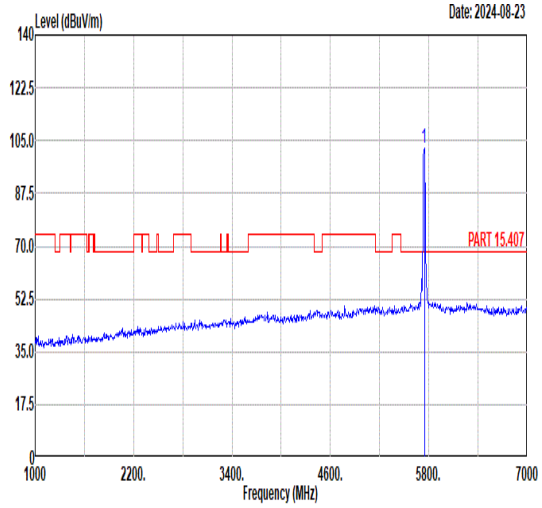 Freq Level Limit Line Margin Read Level Ant Factor Cable Loss Preamp Factor APos TPos Remark MHz dBuV/m dBuV/m dB dBuV dB/m dB dB cm deg 1 5745.00 102.35 ------ ------ 91.05 35.05 8.75 32.50 100 195 PEAK
Avg	Blank	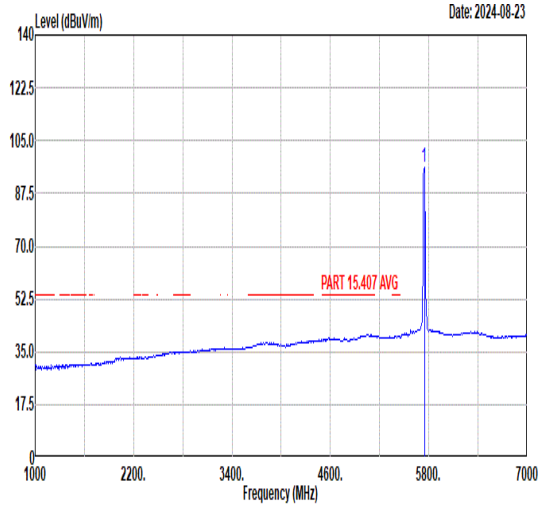 Freq Level Limit Line Margin Read Level Ant Factor Cable Loss Preamp Factor APos TPos Remark MHz dBuV/m dBuV/m dB dBuV dB/m dB dB cm deg 1 5745.00 96.11 ------ ------ 84.81 35.05 8.75 32.50 100 195 AVERAGE

Mode	36	
	Band Edge	
	U-NII-3_5.725-5.85_802.11n HT20_CH149_5745MHz	
ANT	5	
Pol.	Vertical	Fundamental
Peak	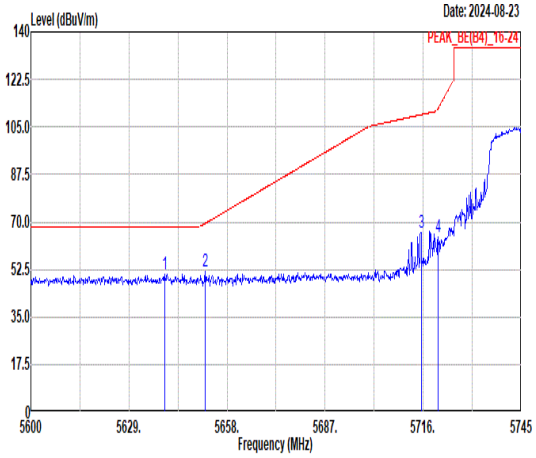 Freq Level Limit Line Margin Read Level Ant Factor Cable Loss Preamp Factor APos TPos Remark MHz dBuV/m dBuV/m dB dBuV dB/m dB dB cm deg 1 5639.59 50.82 68.30 -17.48 39.98 34.98 8.36 32.50 400 62 PEAK 2 5651.48 51.86 69.39 -17.53 40.97 34.99 8.40 32.50 400 62 PEAK 3 5715.42 66.05 109.52 -43.47 54.88 35.03 8.64 32.50 400 62 PEAK 4 5720.35 64.19 111.60 -47.41 53.00 35.03 8.66 32.50 400 62 PEAK	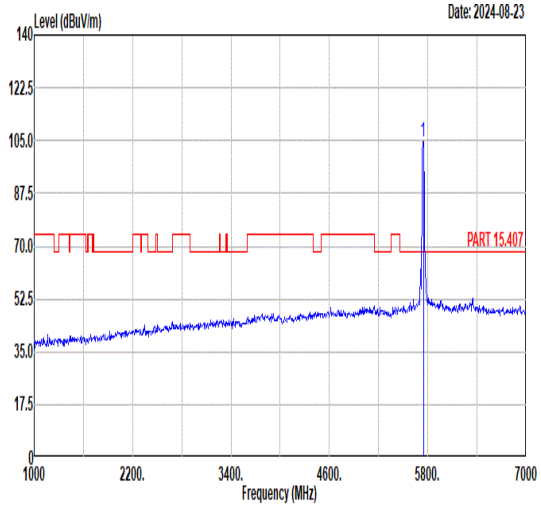 Freq Level Limit Line Margin Read Level Ant Factor Cable Loss Preamp Factor APos TPos Remark MHz dBuV/m dBuV/m dB dBuV dB/m dB dB cm deg 1 5745.00 104.68 ------ ------ 93.38 35.05 8.75 32.50 400 62 PEAK
Avg	Blank	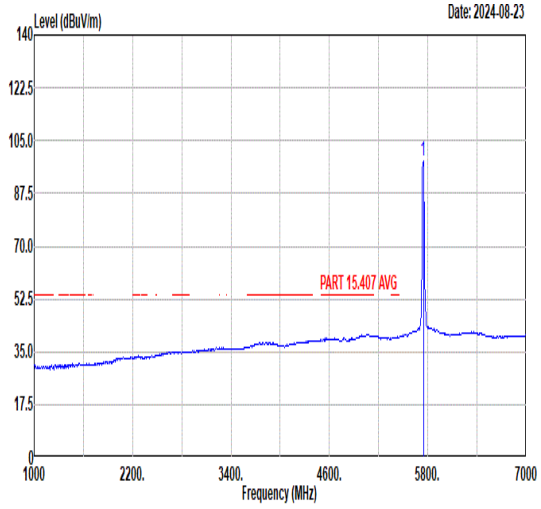 Freq Level Limit Line Margin Read Level Ant Factor Cable Loss Preamp Factor APos TPos Remark MHz dBuV/m dBuV/m dB dBuV dB/m dB dB cm deg 1 5745.00 98.42 ------ ------ 87.12 35.05 8.75 32.50 400 62 AVERAGE

Mode	36	
	Harmonic	
	U-NII-3_5.725-5.85_802.11n HT20_CH149_5745MHz	
ANT	5	
Pol.	Horizontal	Vertical
Peak Avg	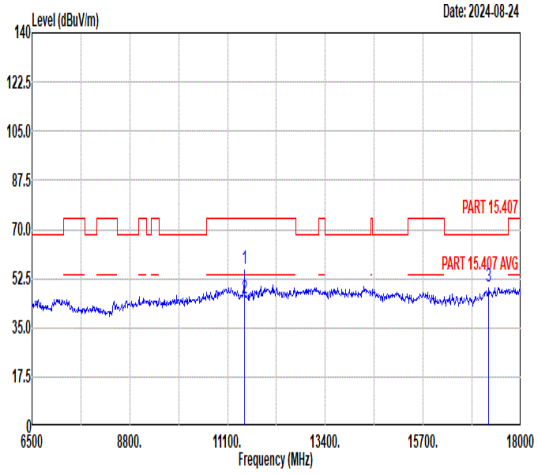 Freq Level Limit Line Margin Read Level Ant Factor Cable Loss Preamp Factor APos TPos Remark MHz dBuV/m dBuV/m dB dBuV dB/m dB dB cm deg 1 11490.00 56.05 74.00 -17.95 69.72 37.79 11.45 62.91 100 23 Peak 2 11490.00 45.21 54.00 -8.79 58.88 37.79 11.45 62.91 100 23 Average 3 17235.00 49.58 68.30 -18.72 61.43 40.27 13.17 65.29 -- -- Peak	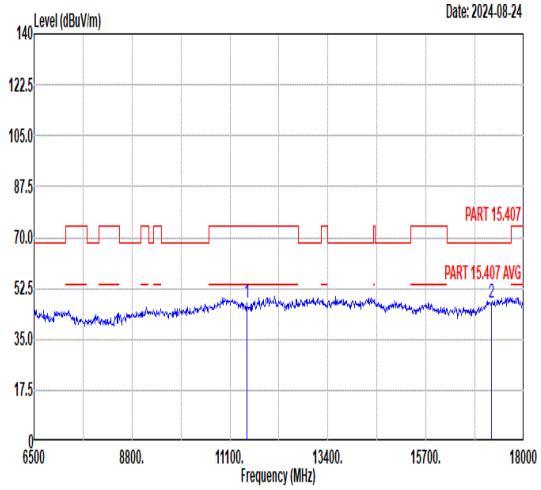 Freq Level Limit Line Margin Read Level Ant Factor Cable Loss Preamp Factor APos TPos Remark MHz dBuV/m dBuV/m dB dBuV dB/m dB dB cm deg 1 11490.00 47.50 74.00 -26.50 61.17 37.79 11.45 62.91 -- -- Peak 2 17235.00 47.41 68.30 -20.89 59.26 40.27 13.17 65.29 -- -- Peak

Mode	37	
	Harmonic	
	U-NII-3_5.725-5.85_802.11n HT20_CH157_5785MHz	
ANT	5	
Pol.	Horizontal	Vertical
Peak Avg	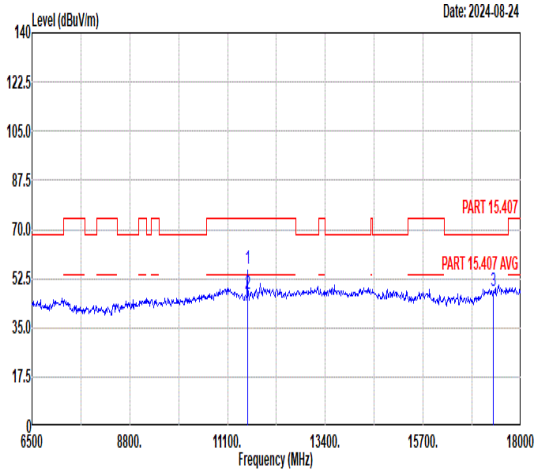 Freq Level Limit Line Margin Read Level Ant Factor Cable Loss Preamp Factor APos TPos Remark MHz dBuV/m dBuV/m dB dBuV dB/m dB dB cm deg 1 11570.00 56.19 74.00 -17.81 69.79 37.85 11.49 62.94 100 35 Peak 2 11570.00 46.84 54.00 -7.16 60.44 37.85 11.49 62.94 100 35 Average 3 17355.00 48.12 68.30 -20.18 59.84 40.46 13.20 65.38 -- -- Peak	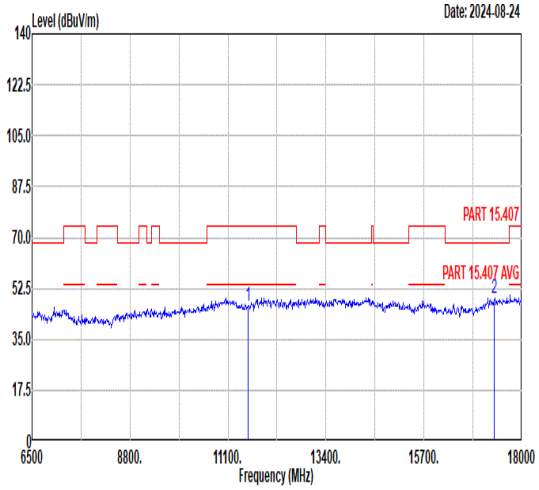 Freq Level Limit Line Margin Read Level Ant Factor Cable Loss Preamp Factor APos TPos Remark MHz dBuV/m dBuV/m dB dBuV dB/m dB dB cm deg 1 11570.00 46.41 74.00 -27.59 60.01 37.85 11.49 62.94 -- -- Peak 2 17355.00 49.00 68.30 -19.30 60.72 40.46 13.20 65.38 -- -- Peak

Mode	38	
	Band Edge	
	U-NII-3_5.725-5.85_802.11n HT20_CH165_5825MHz	
ANT	5	
Pol.	Horizontal	Fundamental
Peak	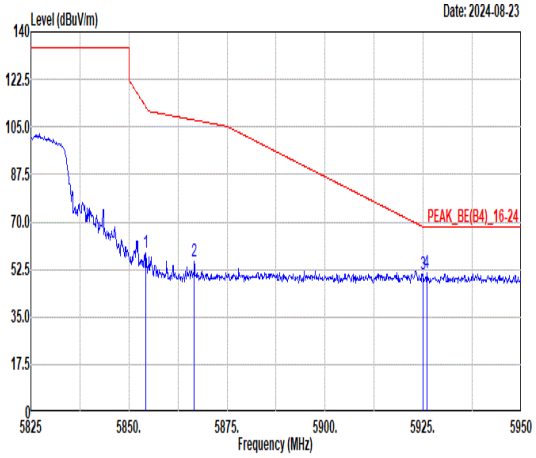 Freq Level Limit Line Margin Read Level Ant Factor Cable Loss Preamp Factor APos TPos Remark MHz dBuV/m dBuV/m dB dBuV dB/m dB dB cm deg 1 5854.38 58.54 112.22 -53.68 47.06 35.11 8.87 32.50 103 198 PEAK 2 5866.63 55.32 107.54 -52.22 43.84 35.12 8.86 32.50 103 198 PEAK 3 5925.00 50.68 68.20 -17.52 39.23 35.16 8.79 32.50 103 198 PEAK 4 5925.88 51.39 68.30 -16.91 39.94 35.16 8.79 32.50 103 198 PEAK	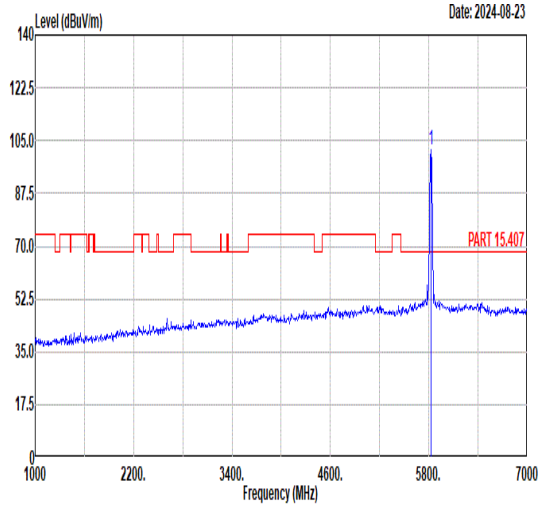 Freq Level Limit Line Margin Read Level Ant Factor Cable Loss Preamp Factor APos TPos Remark MHz dBuV/m dBuV/m dB dBuV dB/m dB dB cm deg 1 5825.00 101.96 ------ ------ 90.46 35.09 8.91 32.50 103 198 PEAK
Avg	Blank	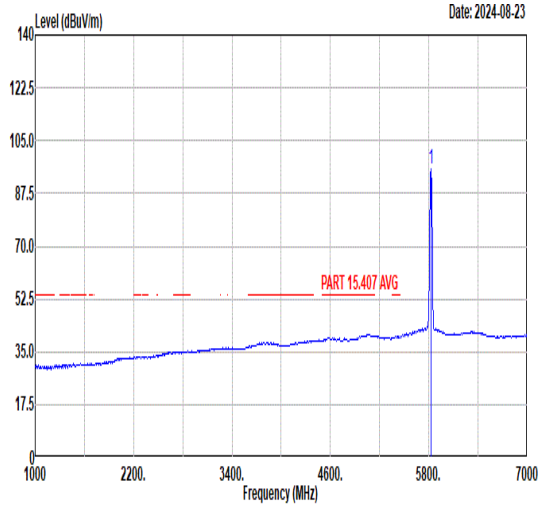 Freq Level Limit Line Margin Read Level Ant Factor Cable Loss Preamp Factor APos TPos Remark MHz dBuV/m dBuV/m dB dBuV dB/m dB dB cm deg 1 5825.00 95.56 ------ ------ 84.06 35.09 8.91 32.50 103 198 AVERAGE

Mode	38	
	Band Edge	
	U-NII-3_5.725-5.85_802.11n HT20_CH165_5825MHz	
ANT	5	
Pol.	Vertical	Fundamental
Peak	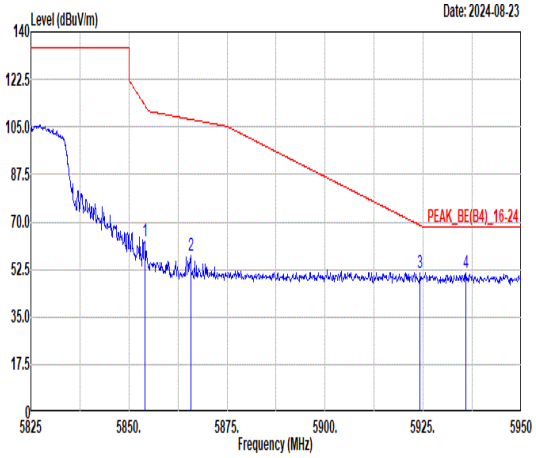 Freq Level Limit Line Margin Read Level Ant Factor Cable Loss Preamp Factor APos TPos Remark MHz dBuV/m dBuV/m dB dBuV dB/m dB dB cm deg 1 5854.13 62.63 112.79 -50.16 51.15 35.11 8.87 32.50 400 60 PEAK 2 5865.75 57.68 107.79 -50.11 46.20 35.12 8.86 32.50 400 60 PEAK 3 5924.25 51.11 68.75 -17.64 39.66 35.16 8.79 32.50 400 60 PEAK 4 5935.88 51.16 68.30 -17.14 39.72 35.16 8.78 32.50 400 60 PEAK	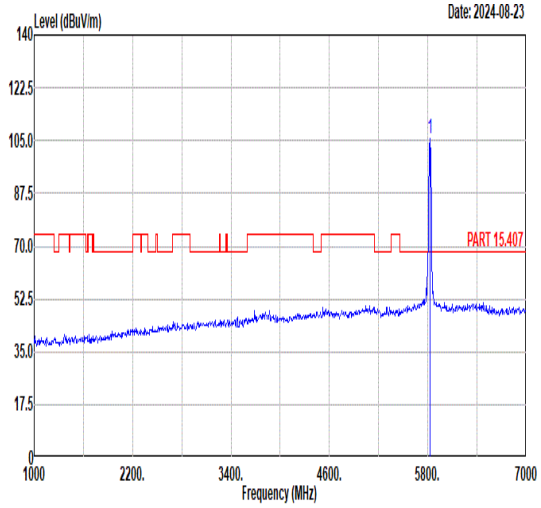 Freq Level Limit Line Margin Read Level Ant Factor Cable Loss Preamp Factor APos TPos Remark MHz dBuV/m dBuV/m dB dBuV dB/m dB dB cm deg 1 5825.00 105.61 ------ ------ 94.11 35.09 8.91 32.50 400 60 PEAK
Avg	Blank	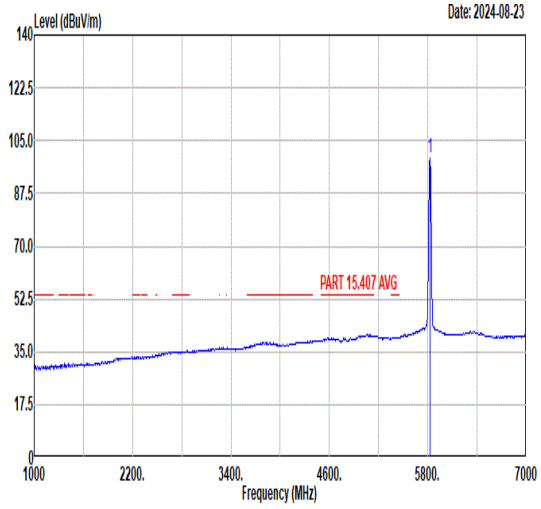 Freq Level Limit Line Margin Read Level Ant Factor Cable Loss Preamp Factor APos TPos Remark MHz dBuV/m dBuV/m dB dBuV dB/m dB dB cm deg 1 5825.00 99.07 ------ ------ 87.57 35.09 8.91 32.50 400 60 AVERAGE

Mode	38	
	Harmonic	
	U-NII-3_5.725-5.85_802.11n HT20_CH165_5825MHz	
ANT	5	
Pol.	Horizontal	Vertical
Peak Avg	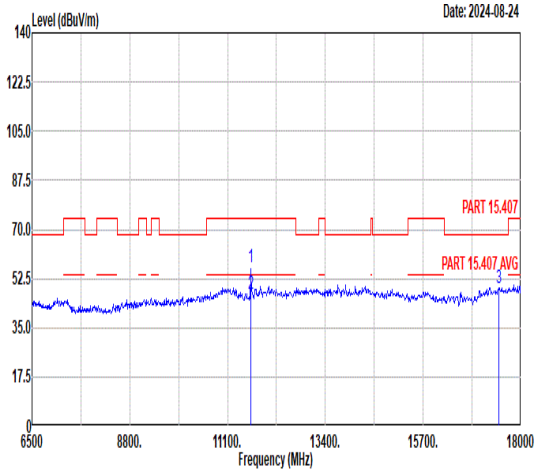 1 11650.00 56.39 74.00 -17.61 69.93 37.92 11.53 62.99 100 32 Peak 2 11650.00 47.27 54.00 -6.73 60.81 37.92 11.53 62.99 100 32 Average 3 17475.00 49.23 68.30 -19.07 60.82 40.65 13.23 65.47 -- -- Peak	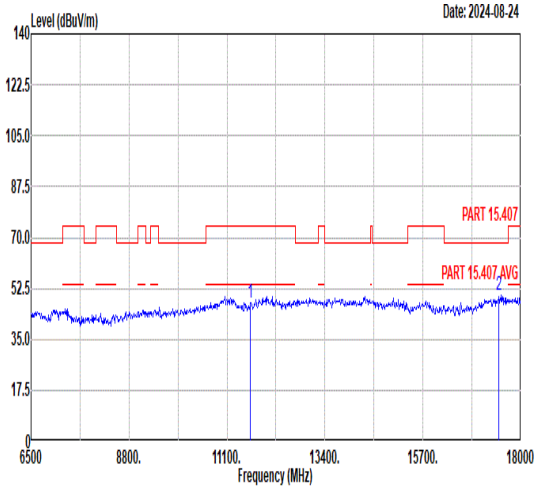 1 11650.00 47.75 74.00 -26.25 61.29 37.92 11.53 62.99 -- -- Peak 2 17475.00 49.98 68.30 -18.32 61.57 40.65 13.23 65.47 -- -- Peak

Mode	39	
	Band Edge - L	
	U-NII-3_5.725-5.85_802.11n HT40_CH151_5755MHz	
ANT	5	
Pol.	Horizontal	Fundamental
Peak	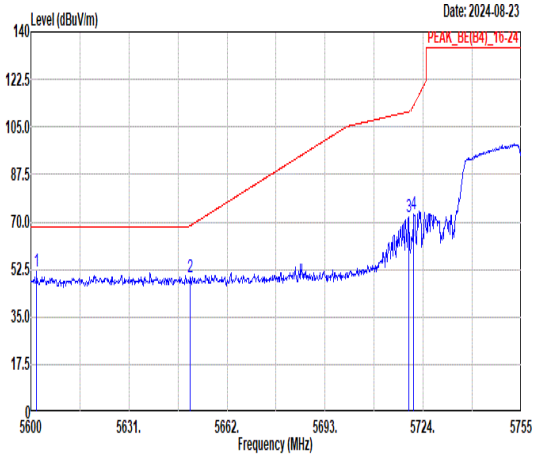 Freq Level Limit Line Margin Read Level Ant Factor Cable Loss Preamp Factor APos TPos Remark MHz dBuV/m dBuV/m dB dBuV dB/m dB dB cm deg 1 5601.86 51.76 68.30 -16.54 41.08 34.96 8.22 32.50 106 198 PEAK 2 5650.38 49.45 68.58 -19.13 38.56 34.99 8.40 32.50 106 198 PEAK 3 5719.35 71.75 110.62 -38.87 60.57 35.03 8.65 32.50 106 198 PEAK 4 5721.06 72.77 113.21 -40.44 61.58 35.03 8.66 32.50 106 198 PEAK	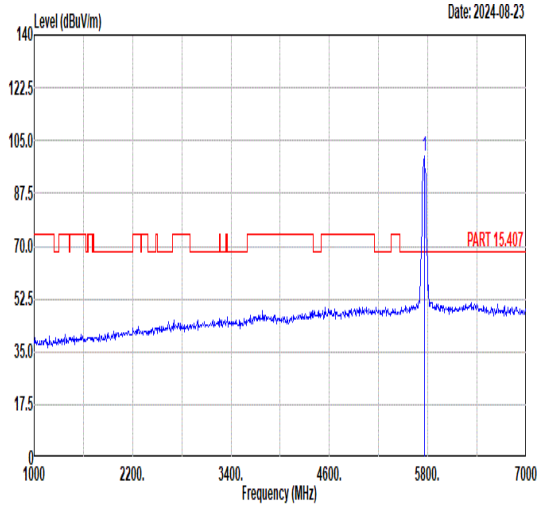 Freq Level Limit Line Margin Read Level Ant Factor Cable Loss Preamp Factor APos TPos Remark MHz dBuV/m dBuV/m dB dBuV dB/m dB dB cm deg 1 5755.00 99.87 ------ ------ 88.52 35.05 8.80 32.50 106 198 PEAK
Avg	Blank	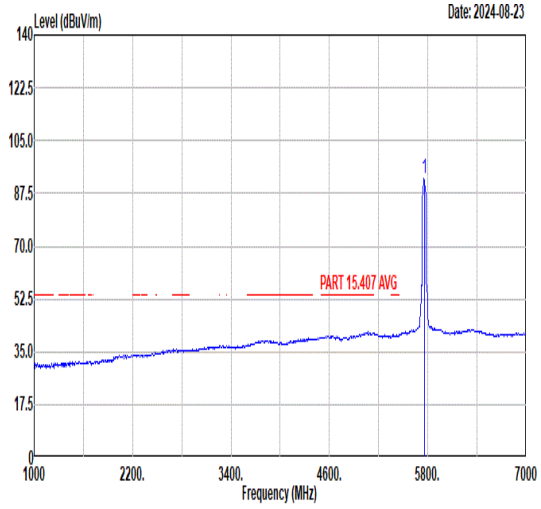 Freq Level Limit Line Margin Read Level Ant Factor Cable Loss Preamp Factor APos TPos Remark MHz dBuV/m dBuV/m dB dBuV dB/m dB dB cm deg 1 5755.00 92.24 ------ ------ 80.92 35.05 8.77 32.50 106 198 AVERAGE

Mode	39	
	Band Edge - R	
	U-NII-3_5.725-5.85_802.11n HT40_CH151_5755MHz	
ANT	5	
Pol.	Horizontal	Fundamental
Peak	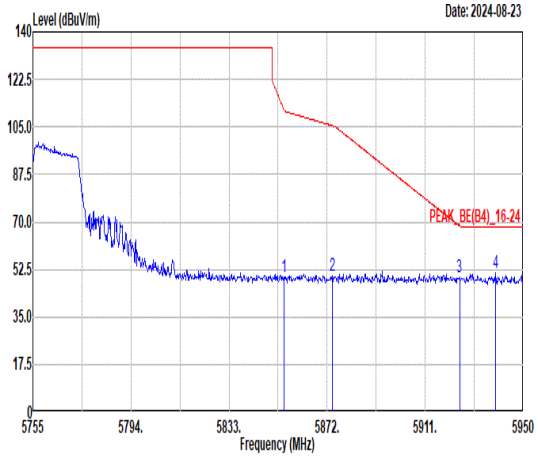 Freq Level Limit Line Margin Read Level Ant Factor Cable Loss Preamp Factor APos TPos Remark MHz dBuV/m dBuV/m dB dBuV dB/m dB dB cm deg 1 5854.84 49.87 111.17 -61.30 38.39 35.11 8.87 32.50 106 198 PEAK 2 5874.15 50.06 105.44 -55.38 38.59 35.12 8.85 32.50 106 198 PEAK 3 5924.65 49.50 68.46 -18.96 38.05 35.16 8.79 32.50 106 198 PEAK 4 5939.08 51.39 68.30 -16.91 39.96 35.16 8.77 32.50 106 198 PEAK	Blank

Mode	39	
	Band Edge - L	
	U-NII-3_5.725-5.85_802.11n HT40_CH151_5755MHz	
ANT	5	
Pol.	Vertical	Fundamental
Peak	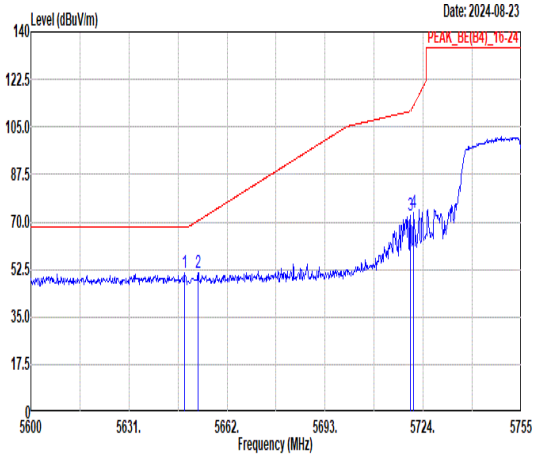 Freq Level Limit Line Margin Read Level Ant Factor Cable Loss Preamp Factor APos TPos Remark MHz dBuV/m dBuV/m dB dBuV dB/m dB dB cm deg 1 5648.67 50.98 68.30 -17.32 40.10 34.99 8.39 32.50 396 77 PEAK 2 5652.86 51.12 70.42 -19.30 40.22 34.99 8.41 32.50 396 77 PEAK 3 5719.97 72.60 110.79 -38.19 61.41 35.03 8.66 32.50 396 77 PEAK 4 5720.90 73.19 112.85 -39.66 62.00 35.03 8.66 32.50 396 77 PEAK	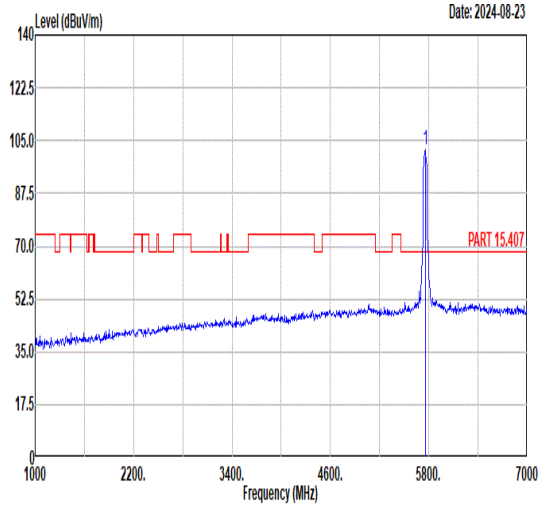 Freq Level Limit Line Margin Read Level Ant Factor Cable Loss Preamp Factor APos TPos Remark MHz dBuV/m dBuV/m dB dBuV dB/m dB dB cm deg 1 5755.00 101.73 ------ ------ 90.38 35.05 8.80 32.50 396 77 PEAK
Avg	Blank	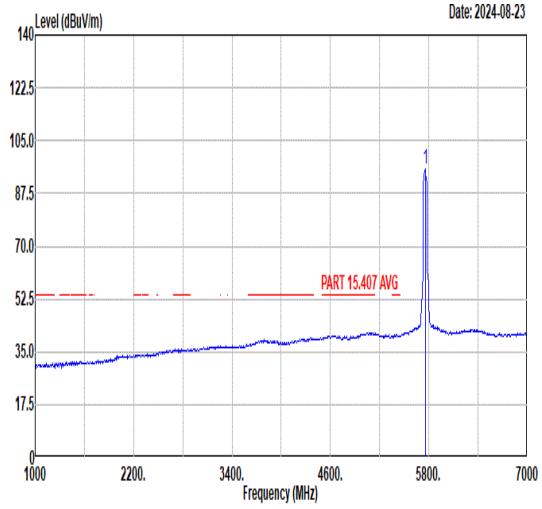 Freq Level Limit Line Margin Read Level Ant Factor Cable Loss Preamp Factor APos TPos Remark MHz dBuV/m dBuV/m dB dBuV dB/m dB dB cm deg 1 5755.00 95.43 ------ ------ 84.08 35.05 8.80 32.50 396 77 AVERAGE

Mode	39	
	Band Edge - R	
	U-NII-3_5.725-5.85_802.11n HT40_CH151_5755MHz	
ANT	5	
Pol.	Vertical	Fundamental
Peak	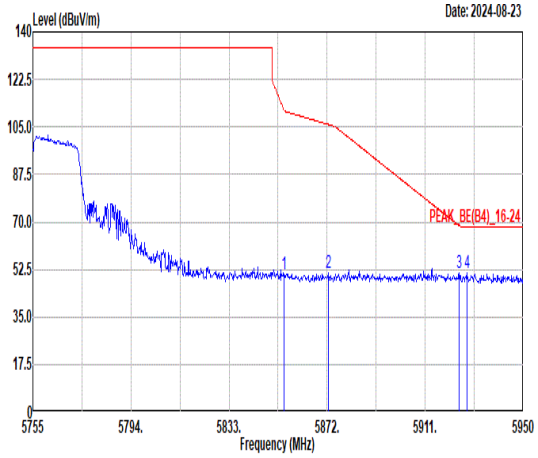 Freq Level Limit Line Margin Read Level Ant Factor Cable Loss Preamp Factor APos TPos Remark MHz dBuV/m dBuV/m dB dBuV dB/m dB dB cm deg 1 5854.84 50.80 111.17 -60.37 39.32 35.11 8.87 32.50 396 77 PEAK 2 5872.39 51.47 105.93 -54.46 40.00 35.12 8.85 32.50 396 77 PEAK 3 5924.46 51.41 68.60 -17.19 39.96 35.16 8.79 32.50 396 77 PEAK 4 5927.58 51.05 68.30 -17.25 39.60 35.16 8.79 32.50 396 77 PEAK	Blank

Mode	40	
	Band Edge - L	
	U-NII-3_5.725-5.85_802.11n HT40_CH159_5795MHz	
ANT	5	
Pol.	Horizontal	Fundamental
Peak	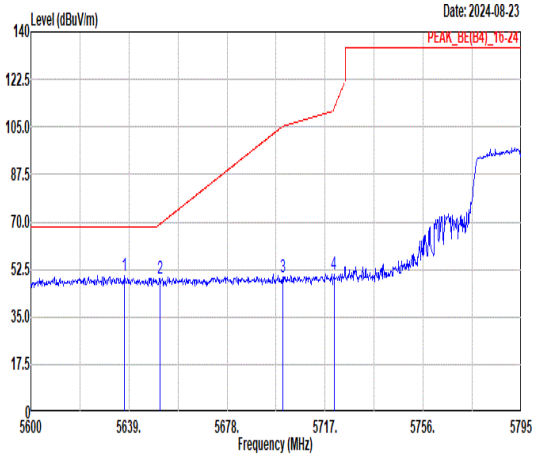 Freq Level Limit Line Margin Read Level Ant Factor Cable Loss Preamp Factor APos TPos Remark MHz dBuV/m dBuV/m dB dBuV dB/m dB dB cm deg 1 5637.25 50.30 68.30 -18.00 39.47 34.98 8.35 32.50 116 198 PEAK 2 5651.29 49.26 69.25 -19.99 38.37 34.99 8.40 32.50 116 198 PEAK 3 5700.04 49.85 105.21 -55.36 38.75 35.02 8.58 32.50 116 198 PEAK 4 5720.51 50.60 111.96 -61.36 39.41 35.03 8.66 32.50 116 198 PEAK	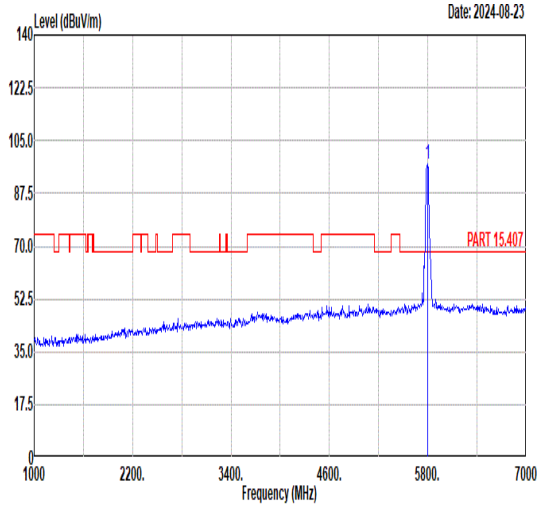 Freq Level Limit Line Margin Read Level Ant Factor Cable Loss Preamp Factor APos TPos Remark MHz dBuV/m dBuV/m dB dBuV dB/m dB dB cm deg 1 5795.00 97.33 ------ ------ 85.82 35.08 8.93 32.50 116 198 PEAK
Avg	Blank	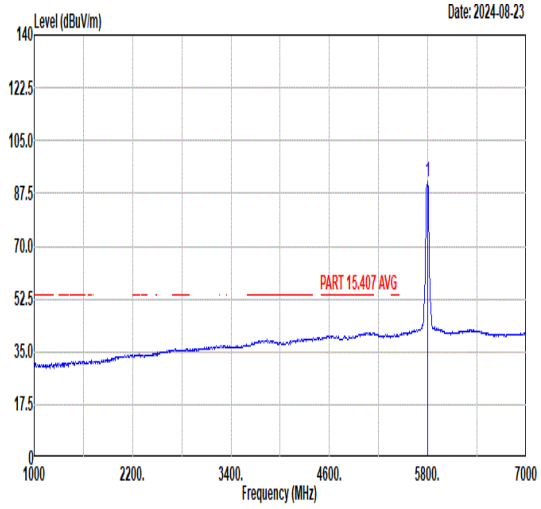 Freq Level Limit Line Margin Read Level Ant Factor Cable Loss Preamp Factor APos TPos Remark MHz dBuV/m dBuV/m dB dBuV dB/m dB dB cm deg 1 5795.00 91.37 ------ ------ 79.86 35.08 8.93 32.50 116 198 AVERAGE

Mode	40	
	Band Edge - R	
	U-NII-3_5.725-5.85_802.11n HT40_CH159_5795MHz	
ANT	5	
Pol.	Horizontal	Fundamental
Peak	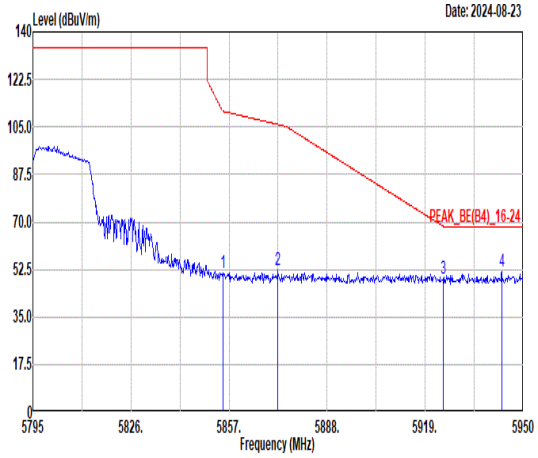 Freq Level Limit Line Margin Read Level Ant Factor Cable Loss Preamp Factor APos TPos Remark MHz dBuV/m dBuV/m dB dBuV dB/m dB dB cm deg 1 5854.99 51.16 110.83 -59.67 39.68 35.11 8.87 32.50 116 198 PEAK 2 5872.50 52.11 105.90 -53.79 40.64 35.12 8.85 32.50 116 198 PEAK 3 5924.74 49.27 68.40 -19.13 37.82 35.16 8.79 32.50 116 198 PEAK 4 5943.18 51.57 68.30 -16.73 40.13 35.17 8.77 32.50 116 198 PEAK	Blank

Mode	40	
	Band Edge - L	
	U-NII-3_5.725-5.85_802.11n HT40_CH159_5795MHz	
ANT	5	
Pol.	Vertical	Fundamental
Peak	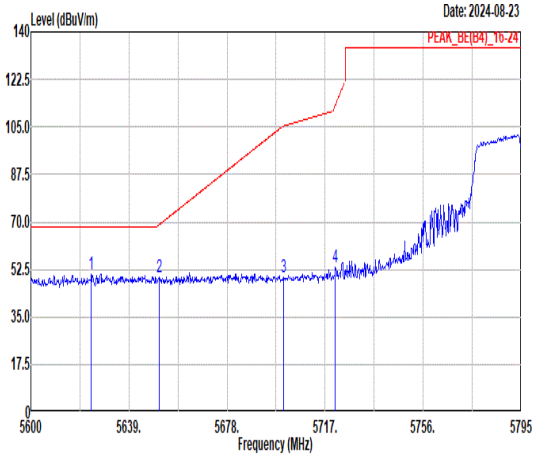 Freq Level Limit Line Margin Read Level Ant Factor Cable Loss Preamp Factor APos TPos Remark MHz dBuV/m dBuV/m dB dBuV dB/m dB dB cm deg 1 5623.99 50.93 68.30 -17.37 40.16 34.97 8.30 32.50 395 70 PEAK 2 5650.90 49.55 68.96 -19.41 38.66 34.99 8.40 32.50 395 70 PEAK 3 5700.43 49.50 105.32 -55.82 38.40 35.02 8.58 32.50 395 70 PEAK 4 5721.10 53.32 113.30 -59.98 42.13 35.03 8.66 32.50 395 70 PEAK	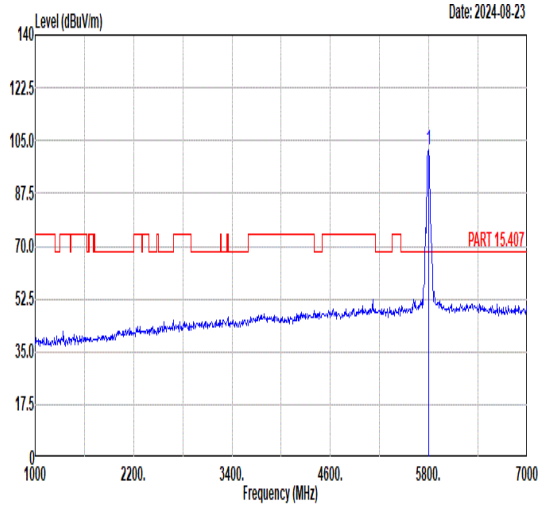 Freq Level Limit Line Margin Read Level Ant Factor Cable Loss Preamp Factor APos TPos Remark MHz dBuV/m dBuV/m dB dBuV dB/m dB dB cm deg 1 5795.00 102.01 ------ ------ 90.50 35.08 8.93 32.50 395 70 PEAK
Avg	Blank	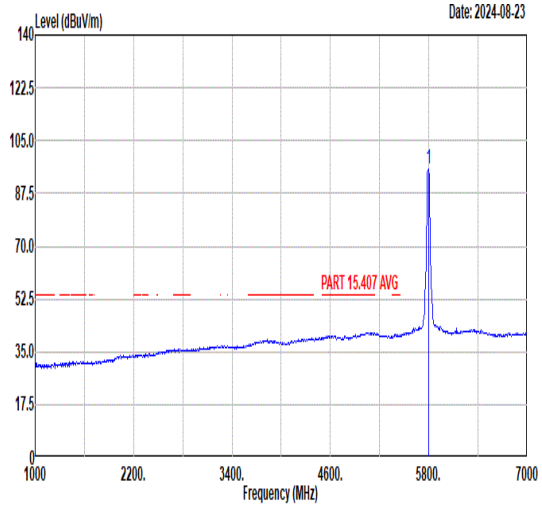 Freq Level Limit Line Margin Read Level Ant Factor Cable Loss Preamp Factor APos TPos Remark MHz dBuV/m dBuV/m dB dBuV dB/m dB dB cm deg 1 5795.00 95.75 ------ ------ 84.24 35.08 8.93 32.50 395 70 AVERAGE

Mode	40	
	Band Edge - R	
	U-NII-3_5.725-5.85_802.11n HT40_CH159_5795MHz	
ANT	5	
Pol.	Vertical	Fundamental
Peak	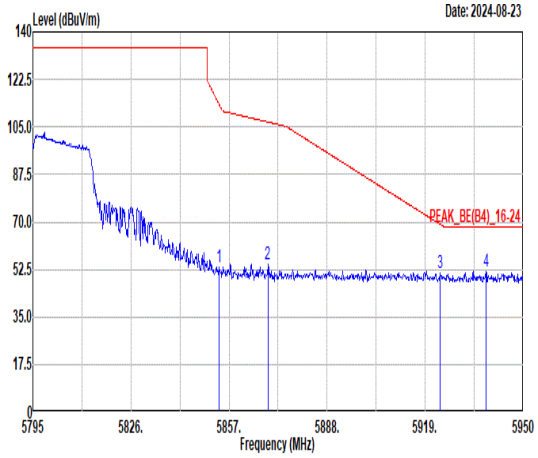 Freq Level Limit Line Margin Read Level Ant Factor Cable Loss Preamp Factor APos TPos Remark MHz dBuV/m dBuV/m dB dBuV dB/m dB dB cm deg 1 5853.90 53.57 113.31 -59.74 42.09 35.11 8.87 32.50 395 70 PEAK 2 5869.25 54.38 106.81 -52.43 42.91 35.12 8.85 32.50 395 70 PEAK 3 5923.81 51.09 69.08 -17.99 39.65 35.15 8.79 32.50 395 70 PEAK 4 5938.22 51.61 68.30 -16.69 40.18 35.16 8.77 32.50 395 70 PEAK	Blank

Mode	41	
	Band Edge - L	
	U-NII-3_5.725-5.85_802.11ac VHT80_CH155_5775MHz	
ANT	5	
Pol.	Horizontal	Fundamental
Peak	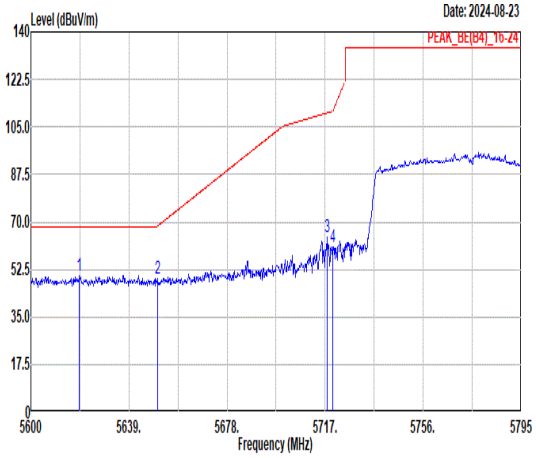 Freq Level Limit Line Margin Read Level Ant Factor Cable Loss Preamp Factor APos TPos Remark MHz dBuV/m dBuV/m dB dBuV dB/m dB dB cm deg 1 5619.31 50.33 68.30 -17.97 39.58 34.97 8.28 32.50 107 197 PEAK 2 5650.31 48.97 68.53 -19.56 38.08 34.99 8.40 32.50 107 197 PEAK 3 5717.78 64.22 110.18 -45.96 53.04 35.03 8.65 32.50 107 197 PEAK 4 5720.12 60.62 111.07 -50.45 49.43 35.03 8.66 32.50 107 197 PEAK	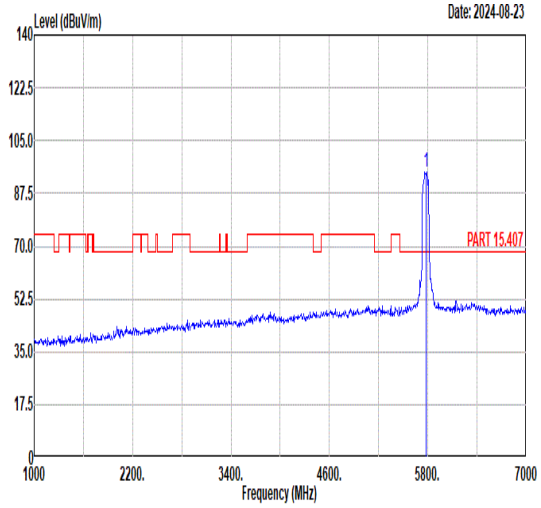 Freq Level Limit Line Margin Read Level Ant Factor Cable Loss Preamp Factor APos TPos Remark MHz dBuV/m dBuV/m dB dBuV dB/m dB dB cm deg 1 5775.00 94.50 ------ ------ 83.02 35.07 8.91 32.50 107 197 PEAK
Avg	Blank	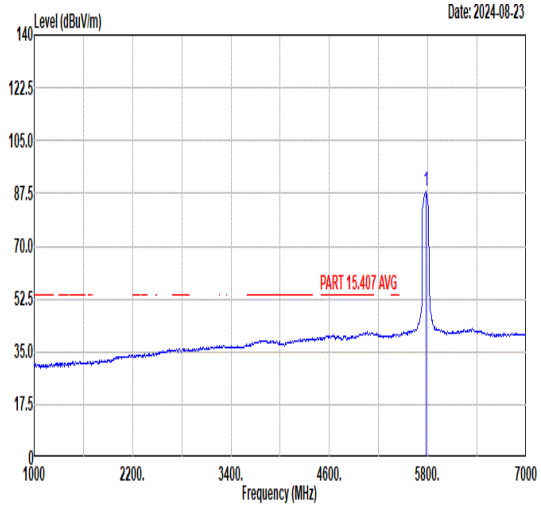 Freq Level Limit Line Margin Read Level Ant Factor Cable Loss Preamp Factor APos TPos Remark MHz dBuV/m dBuV/m dB dBuV dB/m dB dB cm deg 1 5775.00 88.32 ------ ------ 76.90 35.06 8.86 32.50 107 197 AVERAGE

Mode	41	
	Band Edge - R	
	U-NII-3_5.725-5.85_802.11ac VHT80_CH155_5775MHz	
ANT	5	
Pol.	Horizontal	Fundamental
Peak	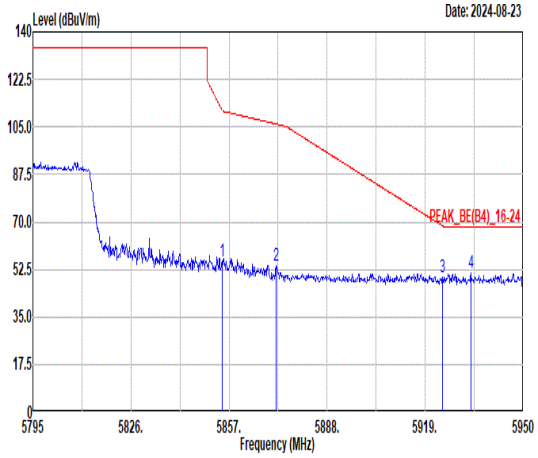 Freq Level Limit Line Margin Read Level Ant Factor Cable Loss Preamp Factor APos TPos Remark MHz dBuV/m dBuV/m dB dBuV dB/m dB dB cm deg 1 5854.83 55.43 111.19 -55.76 43.95 35.11 8.87 32.50 107 197 PEAK 2 5871.88 53.77 106.07 -52.30 42.30 35.12 8.85 32.50 107 197 PEAK 3 5924.58 49.70 68.51 -18.81 38.25 35.16 8.79 32.50 107 197 PEAK 4 5933.42 51.45 68.30 -16.85 40.01 35.16 8.78 32.50 107 197 PEAK	Blank

Mode	41	
	Band Edge - L	
	U-NII-3_5.725-5.85_802.11ac VHT80_CH155_5775MHz	
ANT	5	
Pol.	Vertical	Fundamental
Peak	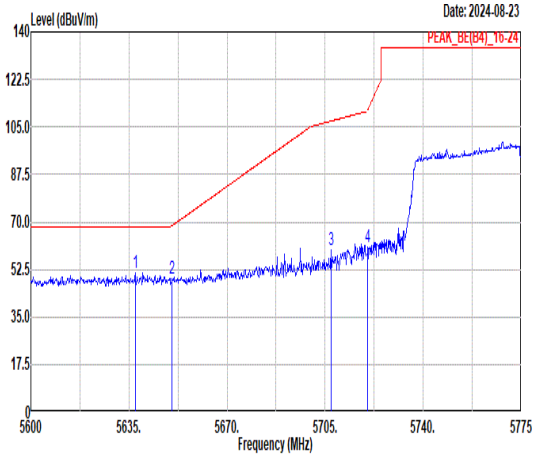 Freq Level Limit Line Margin Read Level Ant Factor Cable Loss Preamp Factor APos TPos Remark MHz dBuV/m dBuV/m dB dBuV dB/m dB dB cm deg 1 5637.28 51.23 68.30 -17.07 40.40 34.98 8.35 32.50 395 82 PEAK 2 5650.40 49.32 68.60 -19.28 38.43 34.99 8.40 32.50 395 82 PEAK 3 5707.10 59.80 107.19 -47.39 48.67 35.02 8.61 32.50 395 82 PEAK 4 5720.23 60.82 111.31 -50.49 49.63 35.03 8.66 32.50 395 82 PEAK	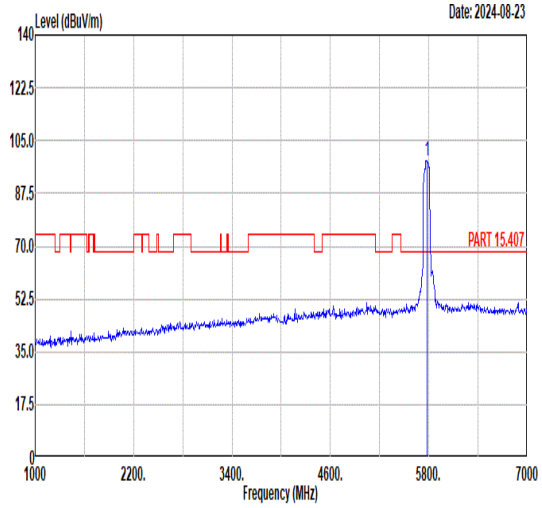 Freq Level Limit Line Margin Read Level Ant Factor Cable Loss Preamp Factor APos TPos Remark MHz dBuV/m dBuV/m dB dBuV dB/m dB dB cm deg 1 5775.00 98.33 ------ ------ 86.91 35.06 8.86 32.50 395 82 PEAK
Avg	Blank	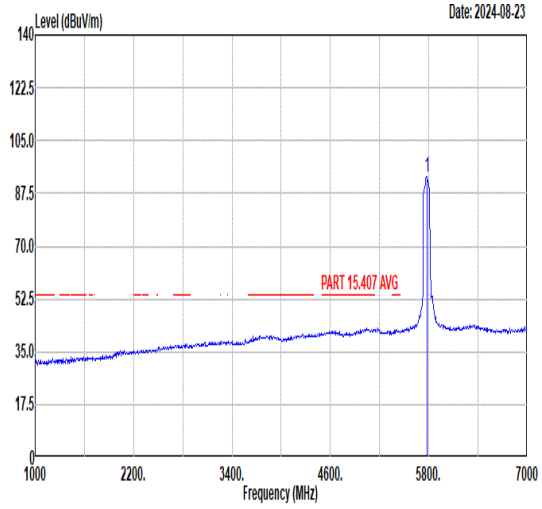 Freq Level Limit Line Margin Read Level Ant Factor Cable Loss Preamp Factor APos TPos Remark MHz dBuV/m dBuV/m dB dBuV dB/m dB dB cm deg 1 5775.00 92.98 ------ ------ 81.56 35.06 8.86 32.50 395 82 AVERAGE

Mode	41	
	Band Edge - R	
	U-NII-3_5.725-5.85_802.11ac VHT80_CH155_5775MHz	
ANT	5	
Pol.	Vertical	Fundamental
Peak	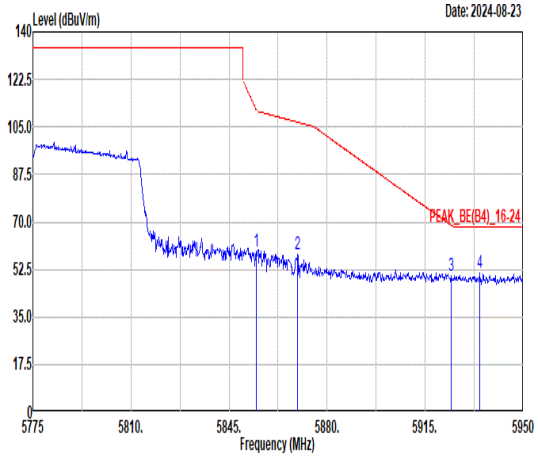 Freq Level Limit Line Margin Read Level Ant Factor Cable Loss Preamp Factor APos TPos Remark MHz dBuV/m dBuV/m dB dBuV dB/m dB dB cm deg 1 5854.80 59.02 111.26 -52.24 47.54 35.11 8.87 32.50 395 82 PEAK 2 5869.50 58.19 106.74 -48.55 46.72 35.12 8.85 32.50 395 82 PEAK 3 5924.28 50.22 68.73 -18.51 38.77 35.16 8.79 32.50 395 82 PEAK 4 5934.43 51.20 68.30 -17.10 39.76 35.16 8.78 32.50 395 82 PEAK	Blank

Mode	42	
	LF	
	U-NII-1_5.15-5.25_802.11ac VHT80_CH42_LF	
ANT	5	
Pol.	Horizontal	Vertical
Peak	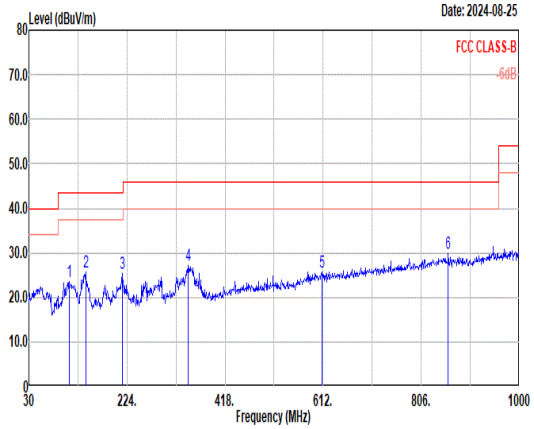 Freq Level Limit Line Margin Read Level Ant Factor Cable Loss Preamp Factor APos TPos Remark 1 109.54 23.54 43.50 -19.96 41.53 15.68 1.11 34.78 -- -- Peak 2 142.52 25.81 43.50 -17.69 40.93 18.35 1.25 34.72 -- -- Peak 3 214.30 25.24 43.50 -18.26 41.96 16.45 1.53 34.70 -- -- Peak 4 344.28 27.16 46.00 -18.84 39.75 20.09 1.92 34.60 -- -- Peak 5 610.06 25.79 46.00 -20.21 31.62 26.12 2.63 34.58 -- -- Peak 6 859.35 29.78 46.00 -16.22 32.20 28.77 3.11 34.30 -- -- Peak	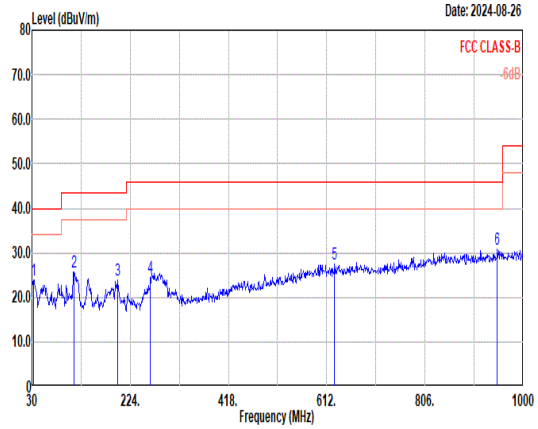 Freq Level Limit Line Margin Read Level Ant Factor Cable Loss Preamp Factor APos TPos Remark 1 33.88 23.98 40.00 -16.02 39.82 18.46 0.57 34.87 -- -- Peak 2 112.45 25.80 43.50 -17.70 43.54 15.92 1.12 34.78 -- -- Peak 3 198.78 23.84 43.50 -19.66 41.01 16.05 1.48 34.70 -- -- Peak 4 263.77 24.52 46.00 -21.48 39.51 18.00 1.68 34.67 -- -- Peak 5 627.52 27.40 46.00 -18.60 33.10 26.18 2.66 34.54 -- -- Peak 6 948.59 30.69 46.00 -15.31 31.99 29.74 3.26 34.30 -- -- Peak

Mode	43	
	LF	
	U-NII-3_5.725-5.85_802.11a_CH165_LF	
ANT	5	
Pol.	Horizontal	Vertical
Peak	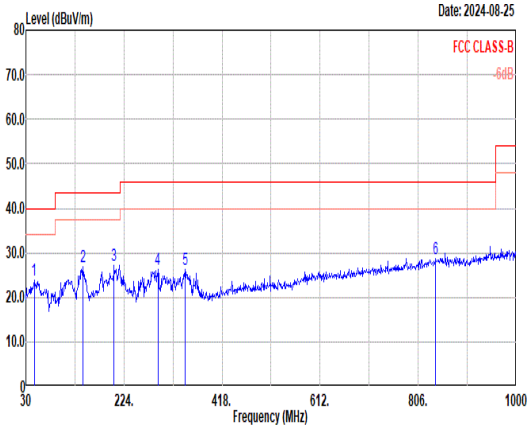	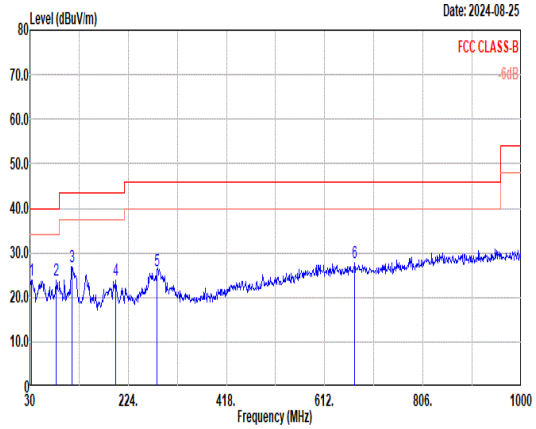

Horizontal:

	Freq	Level	Limit Line	Margin	Read Level	Ant Factor	Cable Loss	Preamp Factor	APos	TPos	Remark
	MHz	dBuV/m	dBuV/m	dB	dBuV	dB/m	dB	dB	cm	deg	
1	46.49	23.87	40.00	-16.13	38.56	19.62	0.69	35.00	--	--	Peak
2	142.52	26.81	43.50	-16.69	41.93	18.35	1.25	34.72	--	--	Peak
3	204.60	27.25	43.50	-16.25	44.31	16.14	1.50	34.70	--	--	Peak
4	290.93	26.31	46.00	-19.69	40.31	18.85	1.77	34.62	--	--	Peak
5	344.28	26.16	46.00	-19.84	38.75	20.09	1.92	34.60	--	--	Peak
6	840.92	28.68	46.00	-17.32	31.26	28.63	3.09	34.30	--	--	Peak

Vertical:

	Freq	Level	Limit Line	Margin	Read Level	Ant Factor	Cable Loss	Preamp Factor	APos	TPos	Remark
	MHz	dBuV/m	dBuV/m	dB	dBuV	dB/m	dB	dB	cm	deg	
1	33.88	23.98	40.00	-16.02	39.82	18.46	0.57	34.87	--	--	Peak
2	82.38	23.92	40.00	-16.08	42.97	14.73	0.92	34.70	--	--	Peak
3	112.45	26.80	43.50	-16.70	44.54	15.92	1.12	34.78	--	--	Peak
4	198.78	23.84	43.50	-19.66	41.01	16.05	1.48	34.70	--	--	Peak
5	281.23	26.04	46.00	-19.96	40.40	18.54	1.74	34.64	--	--	Peak
6	671.17	27.82	46.00	-18.18	32.92	26.61	2.75	34.46	--	--	Peak

Mode	44	
	Band Edge - L	
	U-NII-1_5.15-5.25_802.11ac VHT80_CH42_5210MHz+ Bluetooth-LE_GSFK _CH38_2478MHz+LTE B48	
ANT	5	
Pol.	Horizontal	Fundamental
Peak	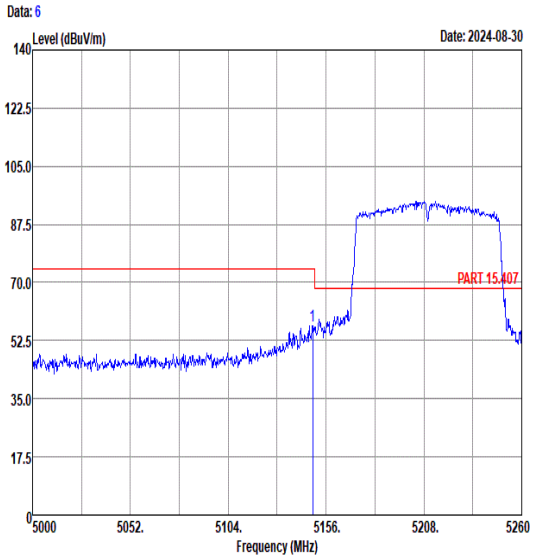 Freq Level Over Limit Limit Line ReadAntenna Level Cable Loss Preamp Factor A/Pos T/Pos Remark MHz dBuV/m dB dBuV/m dBuV dB/m dB dB cm deg 1 5148.98 57.12 -16.88 74.00 47.23 34.62 7.91 32.64 196 36 Peak	 Freq Level Over Limit Limit Line ReadAntenna Level Cable Loss Preamp Factor A/Pos T/Pos Remark MHz dBuV/m dB dBuV/m dBuV dB/m dB dB cm deg 1 * 5210.00 97.25 28.95 68.30 87.24 34.67 7.96 32.62 196 36 Peak 2 5210.00 90.14 ------ ------ 80.13 34.67 7.96 32.62 196 36 Average
Avg	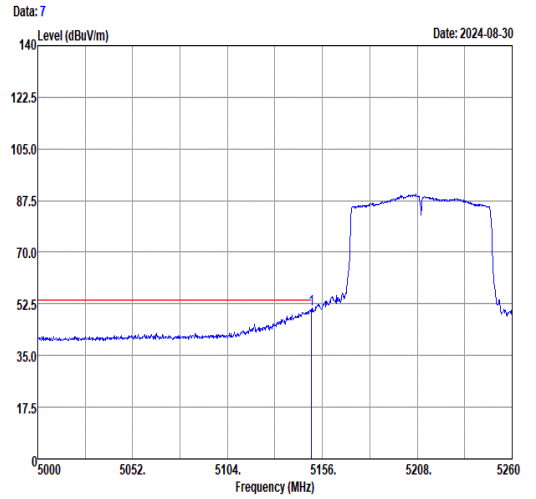 Freq Level Over Limit Limit Line ReadAntenna Level Cable Loss Preamp Factor A/Pos T/Pos Remark MHz dBuV/m dB dBuV/m dBuV dB/m dB dB cm deg 1 5150.00 50.77 -3.23 54.00 40.88 34.62 7.91 32.64 196 36 Average	Blank

Mode	44	
	Band Edge - R	
	U-NII-1_5.15-5.25_802.11ac VHT80_CH42_5210MHz+ Bluetooth-LE_GSFK _CH38_2478MHz+LTE B48	
ANT	5	
Pol.	Horizontal	Fundamental
Peak	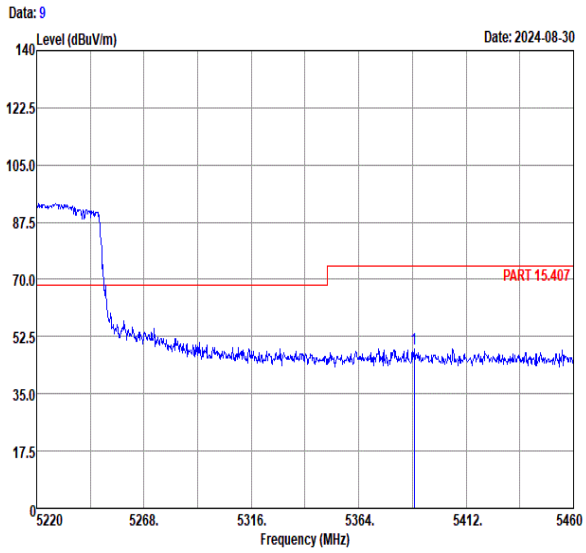 Freq Level Over Limit Limit Line ReadAntenna Level Factor Cable Loss Preamp Factor A/Pos T/Pos Remark MHz dBuV/m dB dBuV/m dBuV dB/m dB dB cm deg 1 5388.72 48.89 -25.11 74.00 38.14 34.81 8.48 32.54 100 36 Peak	Blank
Avg	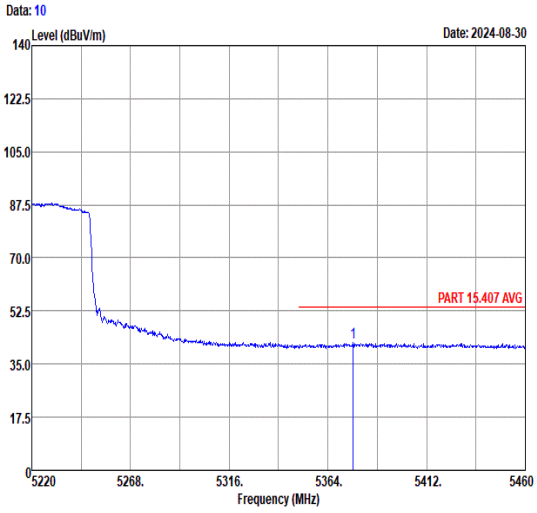 Freq Level Over Limit Limit Line ReadAntenna Level Factor Cable Loss Preamp Factor A/Pos T/Pos Remark MHz dBuV/m dB dBuV/m dBuV dB/m dB dB cm deg 1 5376.24 42.03 -11.97 54.00 31.40 34.79 8.38 32.54 100 36 Average	Blank

Mode	44	
	Band Edge - L	
	U-NII-1_5.15-5.25_802.11ac VHT80_CH42_5210MHz+ Bluetooth-LE_GSFK _CH38_2478MHz+LTE B48	
ANT	5	
Pol.	Vertical	Fundamental
Peak	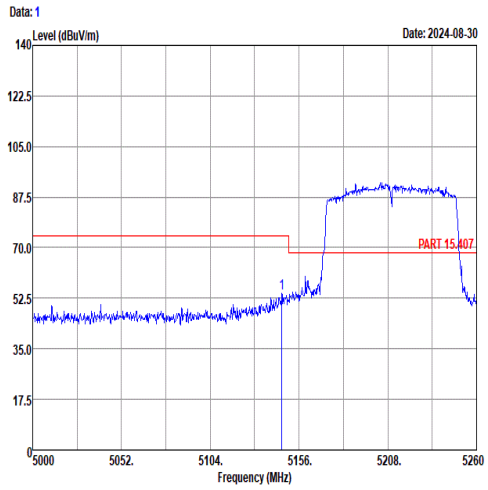 Freq Level Over Limit Limit Line ReadLevel Antenna Factor Cable Loss Preamp Factor A/Pos T/Pos Remark MHz dBuV/m dB dBuV/m dBuV dB/m dB dB cm deg 1 5145.86 54.01 -19.99 74.00 44.12 34.62 7.91 32.64 100 96 Peak	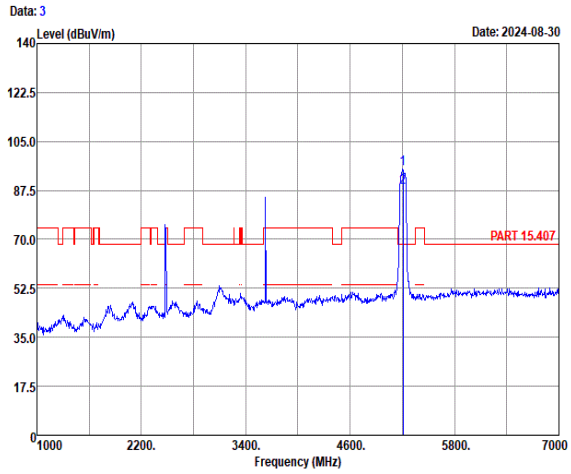 Freq Level Over Limit Limit Line ReadLevel Antenna Factor Cable Loss Preamp Factor A/Pos T/Pos Remark MHz dBuV/m dB dBuV/m dBuV dB/m dB dB cm deg 1 * 5210.00 94.97 26.67 68.30 84.96 34.67 7.96 32.62 100 96 Peak 2 5210.00 88.34 ------ ------ 78.33 34.67 7.96 32.62 100 96 Average
Avg	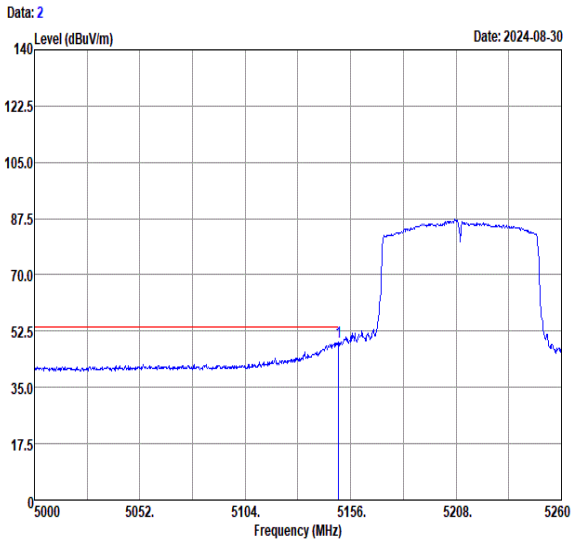 Freq Level Over Limit Limit Line ReadLevel Antenna Factor Cable Loss Preamp Factor A/Pos T/Pos Remark MHz dBuV/m dB dBuV/m dBuV dB/m dB dB cm deg 1 5150.00 49.24 -4.76 54.00 39.35 34.62 7.91 32.64 100 96 Average	Blank

Mode	44	
	Band Edge - R	
	U-NII-1_5.15-5.25_802.11ac VHT80_CH42_5210MHz+ Bluetooth-LE_GSFK _CH38_2478MHz+LTE B48	
ANT	5	
Pol.	Vertical	Fundamental
Peak	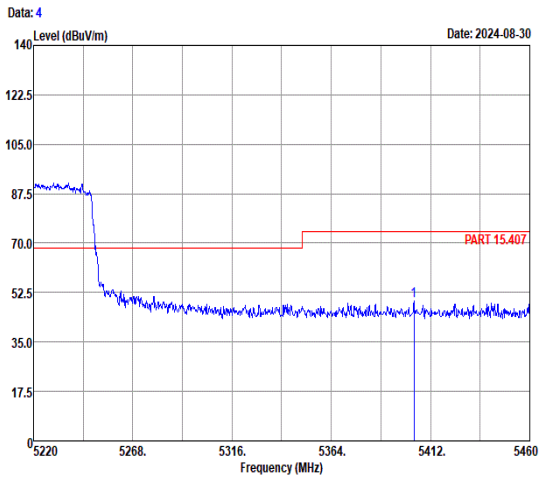 Freq Level Over Limit Limit Line ReadLevel Antenna Factor Cable Loss Preamp Factor A/Pos T/Pos Remark MHz dBuV/m dB dBuV/m dBuV dB/m dB dB cm deg 1 5404.08 49.54 -24.46 74.00 38.77 34.82 8.48 32.53 100 96 Peak	Blank
Avg	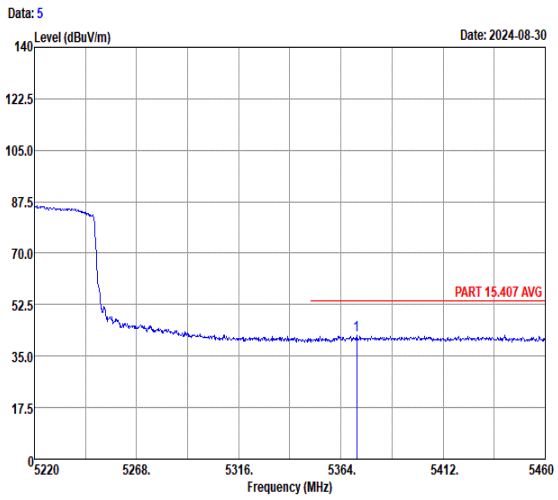 Freq Level Over Limit Limit Line ReadLevel Antenna Factor Cable Loss Preamp Factor A/Pos T/Pos Remark MHz dBuV/m dB dBuV/m dBuV dB/m dB dB cm deg 1 5371.44 41.97 -12.03 54.00 31.35 34.79 8.38 32.55 100 96 Average	Blank

Mode	44	
	Band Edge	
	U-NII-1_5.15-5.25_802.11ac VHT80_CH42_5210MHz+ Bluetooth-LE_GSFK _CH38_2478MHz+LTE B48	
ANT	5	
Pol.	Horizontal	Fundamental
Peak	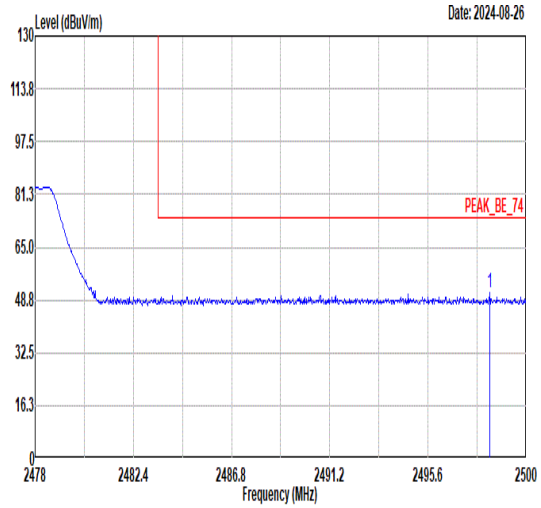 Freq Level Limit Line Margin Read Level Ant Factor Cable Loss Preamp Factor APos TPos Remark MHz dBuV/m dBuV/m dB dBuV dB/m dB dB cm deg 1 2498.35 51.21 74.00 -22.79 48.86 30.91 4.94 33.50 322 324 PEAK	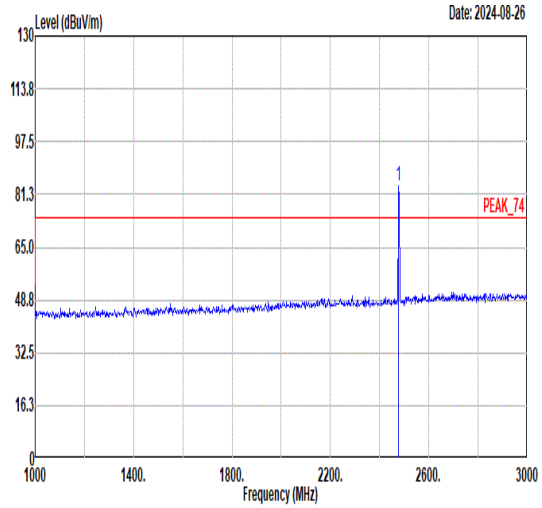 Freq Level Limit Line Margin Read Level Ant Factor Cable Loss Preamp Factor APos TPos Remark MHz dBuV/m dBuV/m dB dBuV dB/m dB dB cm deg 1 2478.00 84.05 ------ ------ 81.83 30.83 4.91 33.52 322 324 PEAK
Avg	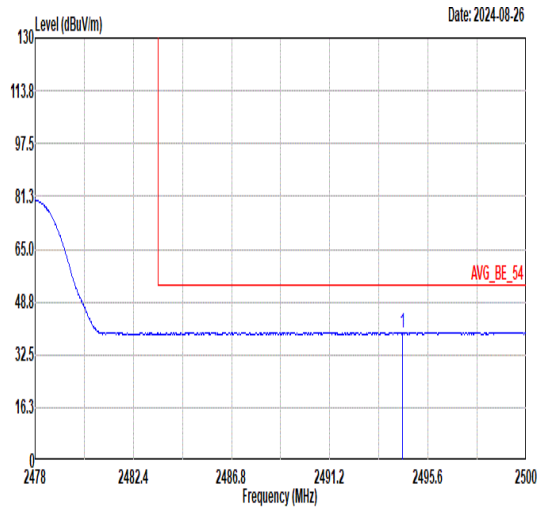 Freq Level Limit Line Margin Read Level Ant Factor Cable Loss Preamp Factor APos TPos Remark MHz dBuV/m dBuV/m dB dBuV dB/m dB dB cm deg 1 2494.46 39.35 54.00 -14.65 37.03 30.89 4.94 33.51 322 324 AVERAGE	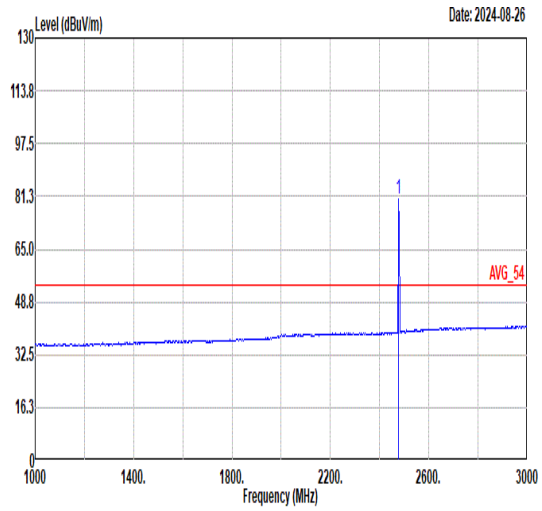 Freq Level Limit Line Margin Read Level Ant Factor Cable Loss Preamp Factor APos TPos Remark MHz dBuV/m dBuV/m dB dBuV dB/m dB dB cm deg 1 2478.00 80.31 ------ ------ 78.09 30.83 4.91 33.52 322 324 AVERAGE

Mode	44	
	Band Edge	
	U-NII-1_5.15-5.25_802.11ac VHT80_CH42_5210MHz+ Bluetooth-LE_GSFK _CH38_2478MHz+LTE B48	
ANT	5	
Pol.	Vertical	Fundamental
Peak	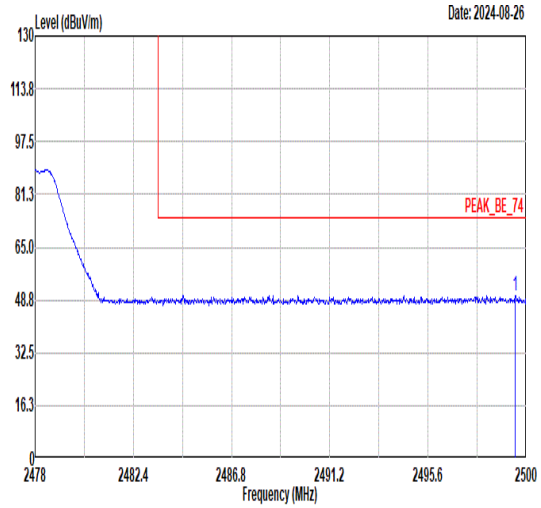 Freq Level Limit Line Margin Read Level Ant Factor Cable Loss Preamp Factor APos TPos Remark MHz dBuV/m dBuV/m dB dBuV dB/m dB dB cm deg 1 2499.52 50.18 74.00 -23.82 47.82 30.92 4.94 33.50 317 269 PEAK	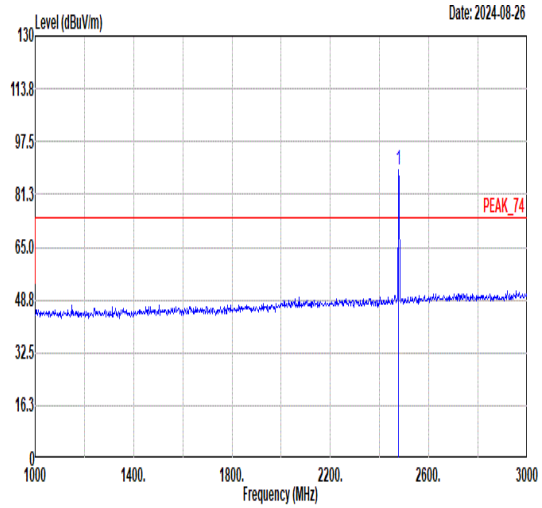 Freq Level Limit Line Margin Read Level Ant Factor Cable Loss Preamp Factor APos TPos Remark MHz dBuV/m dBuV/m dB dBuV dB/m dB dB cm deg 1 2478.00 88.89 ------ ------ 86.67 30.83 4.91 33.52 317 269 PEAK
Avg	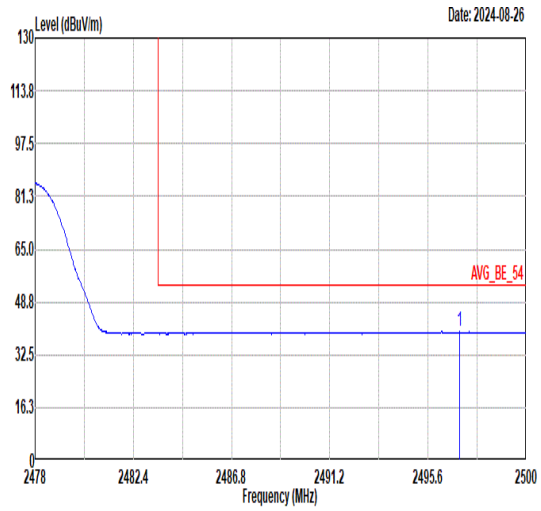 Freq Level Limit Line Margin Read Level Ant Factor Cable Loss Preamp Factor APos TPos Remark MHz dBuV/m dBuV/m dB dBuV dB/m dB dB cm deg 1 2497.01 39.57 54.00 -14.43 37.22 30.91 4.94 33.50 317 269 AVERAGE	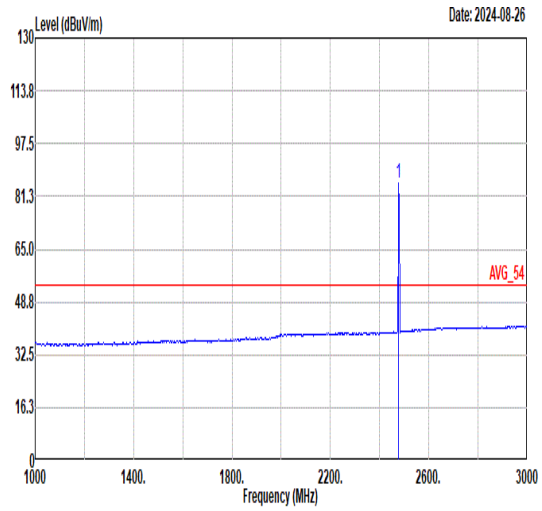 Freq Level Limit Line Margin Read Level Ant Factor Cable Loss Preamp Factor APos TPos Remark MHz dBuV/m dBuV/m dB dBuV dB/m dB dB cm deg 1 2478.00 85.24 ------ ------ 83.02 30.83 4.91 33.52 317 269 AVERAGE

Mode	44	
	Harmonic	
	U-NII-1_5.15-5.25_802.11ac VHT80_CH42_5210MHz+ Bluetooth-LE_GSFK _CH38_2478MHz+LTE B48	
ANT	5	
Pol.	Horizontal	Vertical
Peak Avg	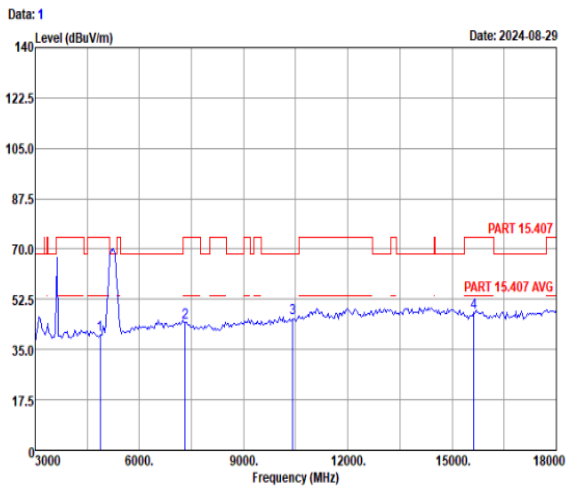 Freq Level Over Limit Limit Line ReadLevel Antenna Factor Cable Loss Preamp Factor A/Pos T/Pos Remark MHz dBuV/m dB dBuV/m dBuV dB/m dB dB cm deg 1 4876.00 40.06 -33.94 74.00 63.22 34.33 7.76 65.25 --- --- Peak 2 7314.00 44.46 -29.54 74.00 64.72 35.44 8.95 64.65 --- --- Peak 3 10420.00 45.99 -22.31 68.30 62.62 37.30 10.79 64.72 --- --- Peak 4 15630.00 47.86 -26.14 74.00 59.26 39.46 12.72 63.58 --- --- Peak	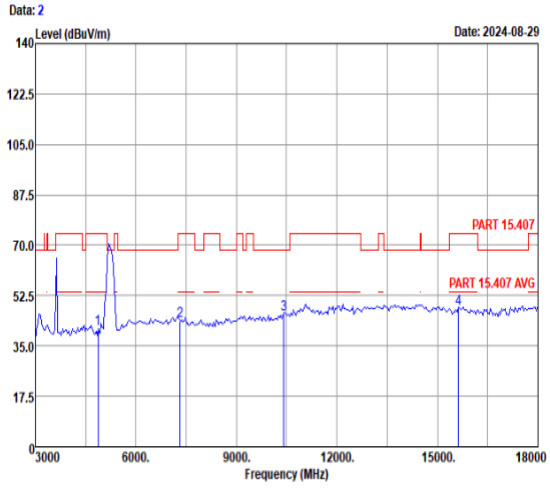 Freq Level Over Limit Limit Line ReadLevel Antenna Factor Cable Loss Preamp Factor A/Pos T/Pos Remark MHz dBuV/m dB dBuV/m dBuV dB/m dB dB cm deg 1 4876.00 40.87 -33.13 74.00 64.03 34.33 7.76 65.25 --- --- Peak 2 7314.00 43.76 -30.24 74.00 64.02 35.44 8.95 64.65 --- --- Peak 3 10420.00 46.00 -22.30 68.30 62.63 37.30 10.79 64.72 --- --- Peak 4 15630.00 47.83 -26.17 74.00 59.23 39.46 12.72 63.58 --- --- Peak

Note: For all plots above, the over limit line signals are Fundamental signal which can be ignored.

Appendix D. Duty Cycle Plots

Band	Duty Cycle(%)	T(ms)	1/T(kHz)	VBW Setting
802.11a	97.46	1.391	0.719	1KHz
802.11n HT20	97.28	1.297	0.771	1KHz
802.11n HT40	94.01	0.644	1.553	3KHz
802.11ac VHT80	90.56	0.326	3.067	10KHZ

802.11a

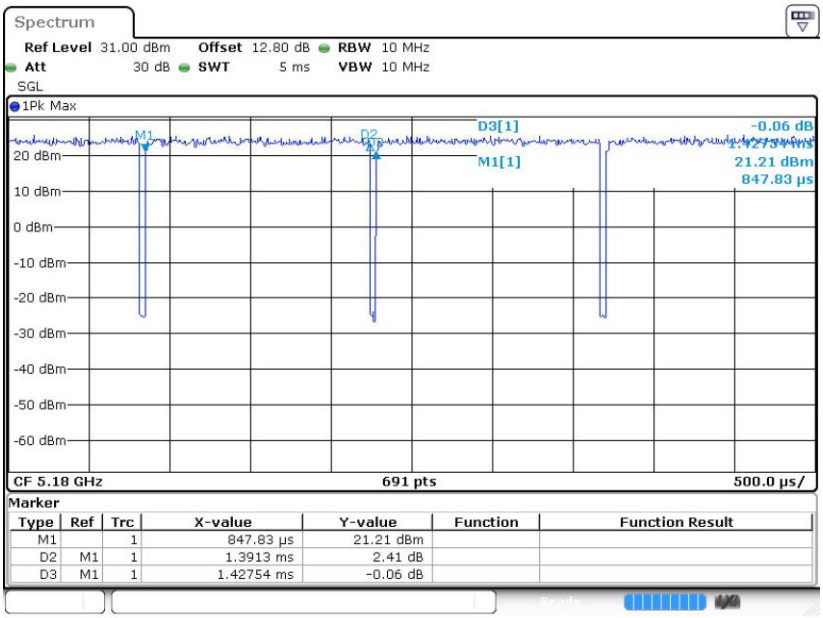

802.11n HT20

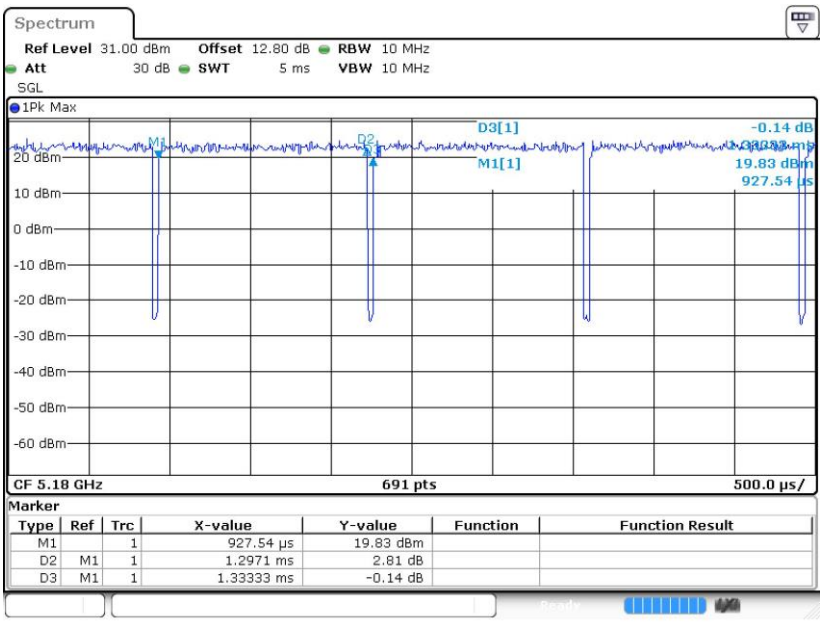

802.11n HT40

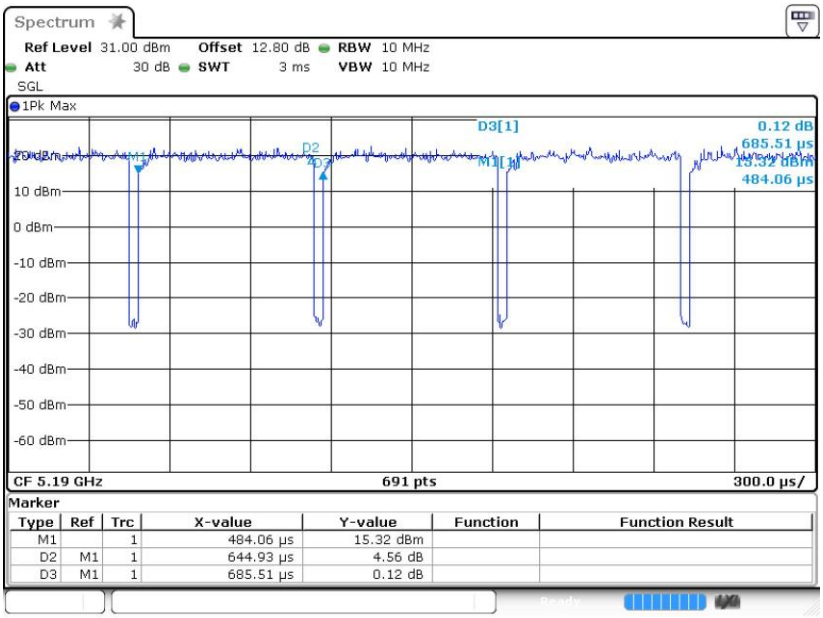
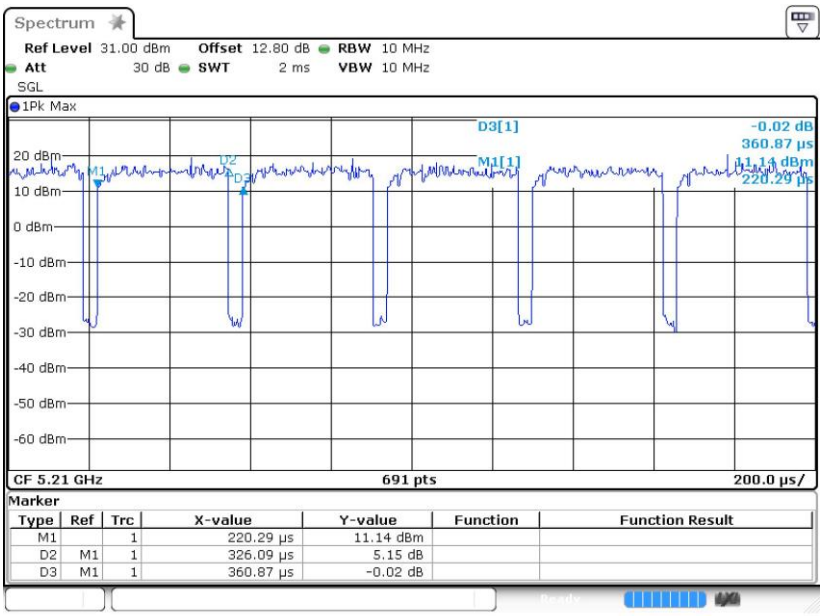
802.11ac VHT80