APPLICATION FOR VERIFICATION
On Behalf of
Recordex USA, Inc.

Interactive Flat Panel
Model No.: ST-650U

FCC ID: 2ADKE-ST-650U

Prepared for	:	Recordex USA, Inc.
Address	:	10-50 46th Avenue, Long Island City, NY 11101
Prepared by	:	Accurate Technology Co., Ltd.
Address	:	F1, Bldg. A&D, Changyuan New Material Port, Keyuan Rd., Science & Industry Park, Nanshan District, Shenzhen 518057, P.R. China Tel: +86-755-26503290 Fax: +86-755-26503396

Report No.	:	ATE20151180
Date of Test	:	Jun 01-09, 2015
Date of Report	:	Jun 10, 2015

TABLE OF CONTENTS

Description Page

Test Report Declaration
1. TEST RESULTS SUMMARY 4
2. GENERAL INFORMATION 5
2.1. Product of Device (EUT) 5
2.2. Accessory and Auxiliary Equipment 5
2.3. Description of Test Facility 6
2.4. Measurement Uncertainty 6
3. POWER LINE CONDUCTED MEASUREMENT 7
3.1. For Power Line Conducted Emission 7
3.2. Block Diagram of Test Setup 8
3.3. Power Line Conducted Emission Measurement Limits (Class B) 8
3.4. Configuration of EUT on Measurement 9
3.5. Operating Condition of EUT 9
3.6. Test Procedure 9
3.7. Power Line Conducted Emission Measurement Results 10
4. RADIATED EMISSION MEASUREMENT 40
4.1. For Radiated Emission Measurement 40
4.2. Block Diagram of Test Setup 41
4.3. Radiated Emission Limit (Class B) 41
4.4. EUT Configuration on Measurement 42
4.5. Operating Condition of EUT 42
4.6. Test Procedure 42
4.7. Radiated Emission Noise Measurement Result 43
5. PHOTOGRAPHS 68
5.1. Photos of Power Line Conducted Measurement 68
5.2. Photos of Radiated Measurement 68
5.3. Photo of EUT 69

Test Report Declaration

Applicant	:	Recordex USA, Inc.
Manufacturer	:	Recordex USA, Inc.
Product	:	Interactive Flat Panel
		(A) Model No.: ST-650U
		(B) Rating: AC 100-240V; 50/60Hz
		(C) Trade Mark: RECORDEX

Measurement Procedure Used:

FCC Rules and Regulations Part 15 Subpart B Class B & ANSI C63.4：2014

The device described above is tested by Accurate Technology Co., Ltd. to determine the maximum emission levels emanating from the device. The maximum emission levels are compared to the FCC Part 15 Subpart B Class B limits both radiated and conducted emissions. The measurement results are contained in this test report and Accurate Technology Co., Ltd. is assumed full responsibility for the accuracy and completeness of these measurements. Also, this report shows that the Equipment Under Test (EUT) is to be technically compliant with the FCC requirements.

This report applies to above tested sample only. This report shall not be reproduced in part without written approval of Accurate Technology Co., Ltd.

Date of Test : Jun 01-09, 2015
Date of Report: Jun 10, 2015

Prepared by : Eric Zhang
(Eric Zhang, Engineer)

Approved & Authorized Signer : Sean Liu
(Sean Liu, Manager)

1. TEST RESULTS SUMMARY

Test Items	Test Standard	Test Results
Power Line Conducted Emission	FCC Part 15 Subpart B	Pass
Radiated Emission	FCC Part 15 Subpart B	Pass

2. GENERAL INFORMATION

2.1. Product of Device (EUT)

Product	:	Interactive Flat Panel
Model No.	:	ST-650U
Rating	:	AC 100-240V; 50/60Hz
Trade Mark	:	RECORDEX
Remark(s)	:	The EUT highest operating frequency provided by Manufacturer is 1.2GHz, the radiated emission measurement shall be made up to 6 GHz.
Applicant	:	Recordex USA, Inc.
Address	:	10-50 46th Avenue, Long Island City, NY 11101
Manufacturer	:	Recordex USA, Inc.
Address	:	10-50 46th Avenue, Long Island City, NY 11101
Date of sample received	:	Jun 01, 2015
Date of Test	:	Jun 01-09, 2015

2.2. Accessory and Auxiliary Equipment

N/A

2.3.Description of Test Facility

EMC Lab : Accredited by TUV Rheinland Shenzhen, May 10, 2004

Listed by FCC
The Registration Number is 253065
Listed by FCC
The Registration Number is 752051

Listed by Industry Canada
The Registration Number is 5077A-1
Listed by Industry Canada
The Registration Number is 5077A-2

Accredited by China National Accreditation Committee for Laboratories
The Certificate Registration Number is L3193

Name of Firm : Accurate Technology Co., Ltd.
Site Location : F1, Bldg. A&D, Changyuan New Material Port, Keyuan Rd., Science & Industry Park, Nanshan District, Shenzhen 518057, P.R. China

2.4.Measurement Uncertainty

Conducted emission expanded uncertainty	:	U=2.23dB, k=2
Power disturbance expanded uncertainty	:	U=2.92dB, k=2
Radiated emission expanded uncertainty (9kHz-30MHz)	:	U=3.08dB, k=2
Radiated emission expanded uncertainty (30MHz-1000MHz)	:	U=4.42dB, k=2
Radiated emission expanded uncertainty (Above 1GHz)	:	U=4.06dB, k=2

3. POWER LINE CONDUCTED MEASUREMENT

3.1. For Power Line Conducted Emission

Item	Equipment	Manufacturer	Model No.	Serial No.	Last Cal.	Cal. Interval
1.	Test Receiver	Rohde & Schwarz	ESCS30	100307	Jan.10, 2015	1 Year
2.	Test Receiver	Rohde & Schwarz	ESPI	100396/003	Jan.10, 2015	1 Year
3.	Test Receiver	Rohde & Schwarz	ESPI	101526/003	Jan.10, 2015	1 Year
4.	Test Receiver	Rohde & Schwarz	ESR	101817	Jan.10, 2015	1 Year
5.	L.I.S.N.	Schwarzbeck	NLSK8126	8126431	Jan.10, 2015	1 Year
6.	L.I.S.N.	Rohde & Schwarz	ESH3-Z5	100305	Jan.10, 2015	1 Year
7.	L.I.S.N.	Rohde & Schwarz	ESH3-Z5	100310	Jan.10, 2015	1 Year
8.	L.I.S.N.	Rohde & Schwarz	ESH3-Z6	100132	Jan.10, 2015	1 Year
9.	L.I.S.N.	Rohde & Schwarz	ESH3-Z6	100979	Jan.10, 2015	1 Year
10.	Pulse Limiter	Rohde & Schwarz	ESH3-Z2	100305	Jan.10, 2015	1 Year
11.	Pulse Limiter	Rohde & Schwarz	ESH3-Z2	100312	Jan.10, 2015	1 Year
12.	Pulse Limiter	Rohde & Schwarz	ESH3-Z2	100815	Jan.10, 2015	1 Year
13.	50Ω Coaxial Switch	Anritsu Corp	MP59B	6200283936	Jan.10, 2015	1 Year
14.	50Ω Coaxial Switch	Anritsu Corp	MP59B	6200283933	Jan.10, 2015	1 Year
15.	50Ω Coaxial Switch	Anritsu Corp	MP59B	6200506474	Jan.10, 2015	1 Year
16.	VOLTAGE PROBE	Schwarzbeck	TK9416	N/A	Jan.10, 2015	1 Year
17.	RF CURRENT PROBE	Rohde & Schwarz	EZ-17	100048	Jan.10, 2015	1 Year
18.	8-Wire Impedance Stabilisation Network	Schwarzbeck	CAT5 8158	8158-0035	Jan.10, 2015	1 Year
19.	RF Coaxial Cable	SUHNER	N-2m	No.2	Jan.10, 2015	1 Year
20.	RF Coaxial Cable	SUHNER	N-2m	No.3	Jan.10, 2015	1 Year
21.	RF Coaxial Cable	SUHNER	N-2m	No.14	Jan.10, 2015	1 Year

3.2. Block Diagram of Test Setup

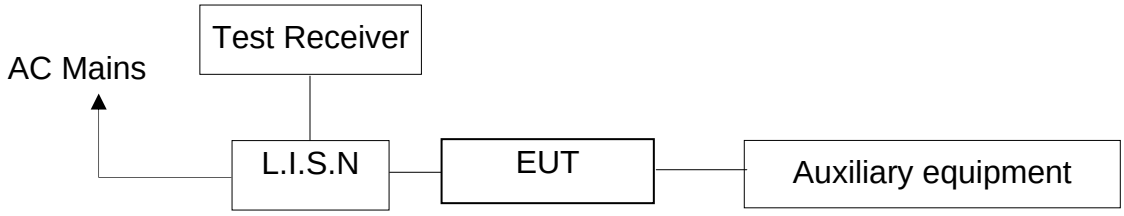

(EUT: Interactive Flat Panel)

3.3. Power Line Conducted Emission Measurement Limits (Class B)

Frequency MHz	Limits dB(μV)	
	Quasi-peak Level	Average Level
0.15—0.50	66—56*	56—46*
0.50—5.00	56	46
5.00—30.0	60	50

Notes: 1. *Decreasing linearly with logarithm of frequency.
2. The lower limit shall apply at the transition frequencies.

3.4. Configuration of EUT on Measurement

The following equipments are installed on Power Line Conducted Emission Measurement to meet the commission requirement and operating regulations in a manner, which tends to maximize its emission characteristics in a normal application.

3.4.1. Interactive Flat Panel (EUT)

Model Number**:** ST-650U
Serial Number**:** N/A
Manufacturer**:** Recordex USA, Inc.

3.5. Operating Condition of EUT

3.5.1. Setup the EUT and simulator as shown as Section 3.2.

3.5.2. Turn on the power of all equipment.

3.5.3. Let the EUT work in test mode (AV, USB, HDMI, VGA, WAN) and measure it.

3.6. Test Procedure

The EUT is put on the plane 0.8m high above the ground by insulating support and is connected to the power mains through a line impedance stabilization network (L.I.S.N.). This provides a 50ohm coupling impedance for the EUT system. Please refer the block diagram of the test setup and photographs. Both sides of DC lines are checked to find out the maximum conducted emission. In order to find the maximum emission levels, the relative positions of equipment and all of the interface cables shall be changed according to ANSI C63.4：2014 on Conducted Emission Measurement.

The bandwidth of test receiver (R & S ESCS30) is set at 9kHz.

The frequency range from 150kHz to 30MHz is checked.

3.7. Power Line Conducted Emission Measurement Results

PASS.

Test Mode: USB(AC 120V)

MEASUREMENT RESULT: "REC001_fin"

2015-6-5 14:52

Frequency MHz	Level dBµV	Transd dB	Limit dBµV	Margin dB	Detector	Line	PE
0.160000	54.80	10.4	66	10.7	QP	L1	GND
0.402000	50.10	11.3	58	7.7	QP	L1	GND
13.929500	47.90	11.9	60	12.1	QP	L1	GND

MEASUREMENT RESULT: "REC001_fin2"

2015-6-5 14:52

Frequency MHz	Level dBµV	Transd dB	Limit dBµV	Margin dB	Detector	Line	PE
0.162000	49.50	10.4	55	5.9	AV	L1	GND
0.400000	42.30	11.3	48	5.6	AV	L1	GND
14.591000	39.10	11.9	50	10.9	AV	L1	GND

MEASUREMENT RESULT: "REC002_fin"

2015-6-5 14:55

Frequency MHz	Level dBµV	Transd dB	Limit dBµV	Margin dB	Detector	Line	PE
0.164000	54.80	10.4	65	10.5	QP	N	GND
0.406000	50.80	11.3	58	6.9	QP	N	GND
14.811500	48.20	11.9	60	11.8	QP	N	GND

MEASUREMENT RESULT: "REC002_fin2"

2015-6-5 14:55

Frequency MHz	Level dBµV	Transd dB	Limit dBµV	Margin dB	Detector	Line	PE
0.162000	49.90	10.4	55	5.5	AV	N	GND
0.402000	42.90	11.3	48	4.9	AV	N	GND
14.348000	39.20	11.9	50	10.8	AV	N	GND

Test Mode: AV(AC 120V)

MEASUREMENT RESULT: "REC009_fin"

2015-6-5 15:13

Frequency MHz	Level dBµV	Transd dB	Limit dBµV	Margin dB	Detector	Line	PE
0.396000	49.90	11.3	58	8.0	QP	L1	GND
0.710000	48.60	11.5	56	7.4	QP	L1	GND
14.564000	48.60	11.9	60	11.4	QP	L1	GND

MEASUREMENT RESULT: "REC009_fin2"

2015-6-5 15:13

Frequency MHz	Level dBµV	Transd dB	Limit dBµV	Margin dB	Detector	Line	PE
0.158000	49.40	10.4	56	6.2	AV	L1	GND
0.240000	44.30	10.8	52	7.8	AV	L1	GND
14.870000	39.10	11.9	50	10.9	AV	L1	GND

MEASUREMENT RESULT: "REC010_fin"

2015-6-5 15:15

Frequency MHz	Level dBµV	Transd dB	Limit dBµV	Margin dB	Detector	Line	PE
0.398000	50.60	11.3	58	7.3	QP	N	GND
0.706000	49.50	11.5	56	6.5	QP	N	GND
15.392000	47.80	11.9	60	12.2	QP	N	GND

MEASUREMENT RESULT: "REC010_fin2"

2015-6-5 15:15

Frequency MHz	Level dBµV	Transd dB	Limit dBµV	Margin dB	Detector	Line	PE
0.158000	49.80	10.4	56	5.8	AV	N	GND
0.400000	41.30	11.3	48	6.6	AV	N	GND
14.415500	39.20	11.9	50	10.8	AV	N	GND

Test Mode: HDMI(AC 120V)

MEASUREMENT RESULT: "REC007_fin"

2015-6-5 15:08

Frequency MHz	Level dBµV	Transd dB	Limit dBµV	Margin dB	Detector	Line	PE
0.664000	49.00	11.5	56	7.0	QP	N	GND
0.896000	46.50	11.6	56	9.5	QP	N	GND
14.802500	48.60	11.9	60	11.4	QP	N	GND

MEASUREMENT RESULT: "REC007_fin2"

2015-6-5 15:08

Frequency MHz	Level dBµV	Transd dB	Limit dBµV	Margin dB	Detector	Line	PE
0.166000	49.20	10.4	55	6.0	AV	N	GND
0.326000	42.40	11.1	50	7.2	AV	N	GND
0.406000	43.00	11.3	48	4.7	AV	N	GND

MEASUREMENT RESULT: "REC008_fin"

2015-6-5 15:10

Frequency MHz	Level dBµV	Transd dB	Limit dBµV	Margin dB	Detector	Line	PE
0.502000	48.50	11.5	56	7.5	QP	L1	GND
0.888000	44.60	11.6	56	11.4	QP	L1	GND
14.568500	48.50	11.9	60	11.5	QP	L1	GND

MEASUREMENT RESULT: "REC008_fin2"

2015-6-5 15:10

Frequency MHz	Level dBµV	Transd dB	Limit dBµV	Margin dB	Detector	Line	PE
0.164000	46.60	10.4	55	8.7	AV	L1	GND
0.404000	40.60	11.3	48	7.2	AV	L1	GND
14.568500	39.50	11.9	50	10.5	AV	L1	GND

Test Mode: VGA(AC 120V)

MEASUREMENT RESULT: "REC003_fin"

2015-6-5 15:00

Frequency MHz	Level dBµV	Transd dB	Limit dBµV	Margin dB	Detector	Line	PE
0.404000	51.30	11.3	58	6.5	QP	N	GND
0.566000	50.60	11.5	56	5.4	QP	N	GND
14.487500	48.30	11.9	60	11.7	QP	N	GND

MEASUREMENT RESULT: "REC003_fin2"

2015-6-5 15:00

Frequency MHz	Level dBµV	Transd dB	Limit dBµV	Margin dB	Detector	Line	PE
0.166000	49.50	10.4	55	5.7	AV	N	GND
0.404000	42.90	11.3	48	4.9	AV	N	GND
14.073500	39.00	11.9	50	11.0	AV	N	GND

MEASUREMENT RESULT: "REC004_fin"

2015-6-5 15:02

Frequency MHz	Level dBµV	Transd dB	Limit dBµV	Margin dB	Detector	Line	PE
0.408000	50.00	11.3	58	7.7	QP	L1	GND
0.666000	48.00	11.5	56	8.0	QP	L1	GND
14.046500	48.10	11.9	60	11.9	QP	L1	GND

MEASUREMENT RESULT: "REC004_fin2"

2015-6-5 15:02

Frequency MHz	Level dBµV	Transd dB	Limit dBµV	Margin dB	Detector	Line	PE
0.166000	48.90	10.4	55	6.3	AV	L1	GND
0.404000	42.10	11.3	48	5.7	AV	L1	GND
14.406500	39.10	11.9	50	10.9	AV	L1	GND

Test Mode: WAN IN(AC 120V)

MEASUREMENT RESULT: "REC005_fin"

2015-6-5 15:04

Frequency MHz	Level dBµV	Transd dB	Limit dBµV	Margin dB	Detector	Line	PE
0.494000	48.60	11.5	56	7.5	QP	L1	GND
0.898000	45.70	11.6	56	10.3	QP	L1	GND
14.663000	49.10	11.9	60	10.9	QP	L1	GND

MEASUREMENT RESULT: "REC005_fin2"

2015-6-5 15:04

Frequency MHz	Level dBµV	Transd dB	Limit dBµV	Margin dB	Detector	Line	PE
0.162000	48.90	10.4	55	6.5	AV	L1	GND
0.406000	42.70	11.3	48	5.0	AV	L1	GND
14.690000	39.00	11.9	50	11.0	AV	L1	GND

MEASUREMENT RESULT: "REC006_fin"

2015-6-5 15:06

Frequency MHz	Level dBµV	Transd dB	Limit dBµV	Margin dB	Detector	Line	PE
0.664000	49.10	11.5	56	6.9	QP	N	GND
0.880000	46.00	11.6	56	10.0	QP	N	GND
14.555000	48.30	11.9	60	11.7	QP	N	GND

MEASUREMENT RESULT: "REC006_fin2"

2015-6-5 15:06

Frequency MHz	Level dBµV	Transd dB	Limit dBµV	Margin dB	Detector	Line	PE
0.164000	50.10	10.4	55	5.2	AV	N	GND
0.406000	43.50	11.3	48	4.2	AV	N	GND
14.861000	38.50	11.9	50	11.5	AV	N	GND

Test Mode: USB(AC 240V)

MEASUREMENT RESULT: "CY03_fin"

2016-06-25 15:14

Frequency MHz	Level dBuV	Transd dB	Limit dBuV	Margin dB	Detector	Line	PE
0.192340	48.10	11.9	64	15.8	QP	L1	GND
0.265014	44.00	11.9	61	17.3	QP	L1	GND
14.411633	39.00	12.0	60	21.0	QP	L1	GND

MEASUREMENT RESULT: "CY03_fin2"

2016-06-25 15:14

Frequency MHz	Level dBuV	Transd dB	Limit dBuV	Margin dB	Detector	Line	PE
0.196415	37.60	11.9	54	16.2	AV	L1	GND
0.265809	38.60	11.9	51	12.6	AV	L1	GND
14.411633	31.70	12.0	50	18.3	AV	L1	GND

MEASUREMENT RESULT: "CY04_fin"

2016-06-25 15:16

Frequency MHz	Level dBuV	Transd dB	Limit dBuV	Margin dB	Detector	Line	PE
0.192917	47.20	11.9	64	16.7	QP	N	GND
0.264221	43.40	11.9	61	17.9	QP	N	GND
14.154925	39.60	12.0	60	20.4	QP	N	GND

MEASUREMENT RESULT: "CY04_fin2"

2016-06-25 15:16

Frequency MHz	Level dBuV	Transd dB	Limit dBuV	Margin dB	Detector	Line	PE
0.193495	37.40	11.9	54	16.5	AV	N	GND
0.265014	38.90	11.9	51	12.4	AV	N	GND
14.154925	32.20	12.0	50	17.8	AV	N	GND

Test Mode: AV(AC 240V)

MEASUREMENT RESULT: "CY15_fin"

2016-06-25 15:49

Frequency MHz	Level dBuV	Transd dB	Limit dBuV	Margin dB	Detector	Line	PE
0.261857	45.50	11.9	61	15.9	QP	L1	GND
0.786153	40.30	11.9	56	15.7	QP	L1	GND
16.246152	48.60	12.0	60	11.4	QP	L1	GND

MEASUREMENT RESULT: "CY15_fin2"

2016-06-25 15:49

Frequency MHz	Level dBuV	Transd dB	Limit dBuV	Margin dB	Detector	Line	PE
0.265014	42.30	11.9	51	9.0	AV	L1	GND
0.790877	36.20	11.9	46	9.8	AV	L1	GND
16.100809	41.80	12.0	50	8.2	AV	L1	GND

MEASUREMENT RESULT: "CY14_fin"

2016-06-25 15:47

Frequency MHz	Level dBuV	Transd dB	Limit dBuV	Margin dB	Detector	Line	PE
0.264221	46.30	11.9	61	15.0	QP	N	GND
0.798017	40.60	11.9	56	15.4	QP	N	GND
15.485869	51.60	12.0	60	8.4	QP	N	GND

MEASUREMENT RESULT: "CY14_fin2"

2016-06-25 15:47

Frequency MHz	Level dBuV	Transd dB	Limit dBuV	Margin dB	Detector	Line	PE
0.265014	42.40	11.9	51	8.9	AV	N	GND
0.798017	35.90	11.9	46	10.1	AV	N	GND
15.861456	45.50	12.0	50	4.5	AV	N	GND

Test Mode: HDMI(AC 240V)

MEASUREMENT RESULT: "CY05_fin"

2016-06-25 15:23

Frequency MHz	Level dBuV	Transd dB	Limit dBuV	Margin dB	Detector	Line	PE
0.192340	48.90	11.9	64	15.0	QP	N	GND
0.262643	45.60	11.9	61	15.7	QP	N	GND
25.461879	43.90	12.0	60	16.1	QP	N	GND

MEASUREMENT RESULT: "CY05_fin2"

2016-06-25 15:23

Frequency MHz	Level dBuV	Transd dB	Limit dBuV	Margin dB	Detector	Line	PE
0.195242	40.30	11.9	54	13.5	AV	N	GND
0.263431	41.10	11.9	51	10.2	AV	N	GND
25.461879	37.90	12.0	50	12.1	AV	N	GND

MEASUREMENT RESULT: "CY06_fin"

2016-06-25 15:26

Frequency MHz	Level dBuV	Transd dB	Limit dBuV	Margin dB	Detector	Line	PE
0.191764	49.50	11.9	64	14.5	QP	L1	GND
0.262643	46.10	11.9	61	15.2	QP	L1	GND
25.538265	43.60	12.0	60	16.4	QP	L1	GND

MEASUREMENT RESULT: "CY06_fin2"

2016-06-25 15:26

Frequency MHz	Level dBuV	Transd dB	Limit dBuV	Margin dB	Detector	Line	PE
0.194076	39.70	11.9	54	14.2	AV	L1	GND
0.264221	41.50	11.9	51	9.8	AV	L1	GND
25.538265	37.70	12.0	50	12.3	AV	L1	GND

Test Mode: VGA(AC 240V)

MEASUREMENT RESULT: "CY10_fin"

2016-06-25 15:36

Frequency MHz	Level dBuV	Transd dB	Limit dBuV	Margin dB	Detector	Line	PE
0.262643	46.00	11.9	61	15.3	QP	N	GND
0.798017	40.60	11.9	56	15.4	QP	N	GND
15.861456	47.10	12.0	60	12.9	QP	N	GND

MEASUREMENT RESULT: "CY10_fin2"

2016-06-25 15:36

Frequency MHz	Level dBuV	Transd dB	Limit dBuV	Margin dB	Detector	Line	PE
0.265014	42.40	11.9	51	8.9	AV	N	GND
0.793250	36.40	11.9	46	9.6	AV	N	GND
15.861456	40.20	12.0	50	9.8	AV	N	GND

MEASUREMENT RESULT: "CY11_fin"

2016-06-25 15:38

Frequency MHz	Level dBuV	Transd dB	Limit dBuV	Margin dB	Detector	Line	PE
0.190049	49.10	11.9	64	14.9	QP	L1	GND
0.265014	46.70	11.9	61	14.6	QP	L1	GND
15.672537	47.10	12.0	60	12.9	QP	L1	GND

MEASUREMENT RESULT: "CY11_fin2"

2016-06-25 15:38

Frequency MHz	Level dBuV	Transd dB	Limit dBuV	Margin dB	Detector	Line	PE
0.265014	42.60	11.9	51	8.7	AV	L1	GND
0.795630	36.20	11.9	46	9.8	AV	L1	GND
15.861456	40.40	12.0	50	9.6	AV	L1	GND

Test Mode: WAN IN(AC 240V)

MEASUREMENT RESULT: "CY12_fin"

2016-06-25 15:41

Frequency MHz	Level dBuV	Transd dB	Limit dBuV	Margin dB	Detector	Line	PE
0.192340	49.20	11.9	64	14.7	QP	L1	GND
0.318145	42.10	12.0	60	17.7	QP	L1	GND
15.672537	48.30	12.0	60	11.7	QP	L1	GND

MEASUREMENT RESULT: "CY12_fin2"

2016-06-25 15:41

Frequency MHz	Level dBuV	Transd dB	Limit dBuV	Margin dB	Detector	Line	PE
0.194076	39.80	11.9	54	14.1	AV	L1	GND
0.285622	36.60	12.0	51	14.1	AV	L1	GND
15.861456	41.50	12.0	50	8.5	AV	L1	GND

MEASUREMENT RESULT: "CY13_fin"

2016-06-25 15:43

Frequency MHz	Level dBuV	Transd dB	Limit dBuV	Margin dB	Detector	Line	PE
0.195828	48.10	11.9	64	15.7	QP	N	GND
0.317194	41.10	12.0	60	18.7	QP	N	GND
15.625660	49.20	12.0	60	10.8	QP	N	GND

MEASUREMENT RESULT: "CY13_fin2"

2016-06-25 15:43

Frequency MHz	Level dBuV	Transd dB	Limit dBuV	Margin dB	Detector	Line	PE
0.195828	40.30	11.9	54	13.5	AV	N	GND
0.284768	36.20	12.0	51	14.5	AV	N	GND
15.861456	43.50	12.0	50	6.5	AV	N	GND

Emissions attenuated more than 20 dB below the permissible value are not reported.
The spectral diagrams are shown in the following pages.

ACCURATE TECHNOLOGY CO.,LTD

CONDUCTED EMISSION STANDARD FCC PART 15B

```
EUT:                    Interactive Flat Panel   M/N:ST-650
Manufacturer:           Recordex
Operating Condition:    USB
Test Site:              2#Shielding Room
Operator:               star
Test Specification:     L 120V/60Hz
Comment:                Report No.:ATE20151180
Start of Test:          2015-6-5 / 14:50:56
```

SCAN TABLE: "V 150K-30MHz fin"

Short Description: _SUB_STD_VTERM2 1.70

Start Frequency	Stop Frequency	Step Width	Detector	Meas. Time	IF Bandw.	Transducer
150.0 kHz	30.0 MHz	4.5 kHz	QuasiPeak Average	1.0 s	9 kHz	LISN(ESH3-Z5)

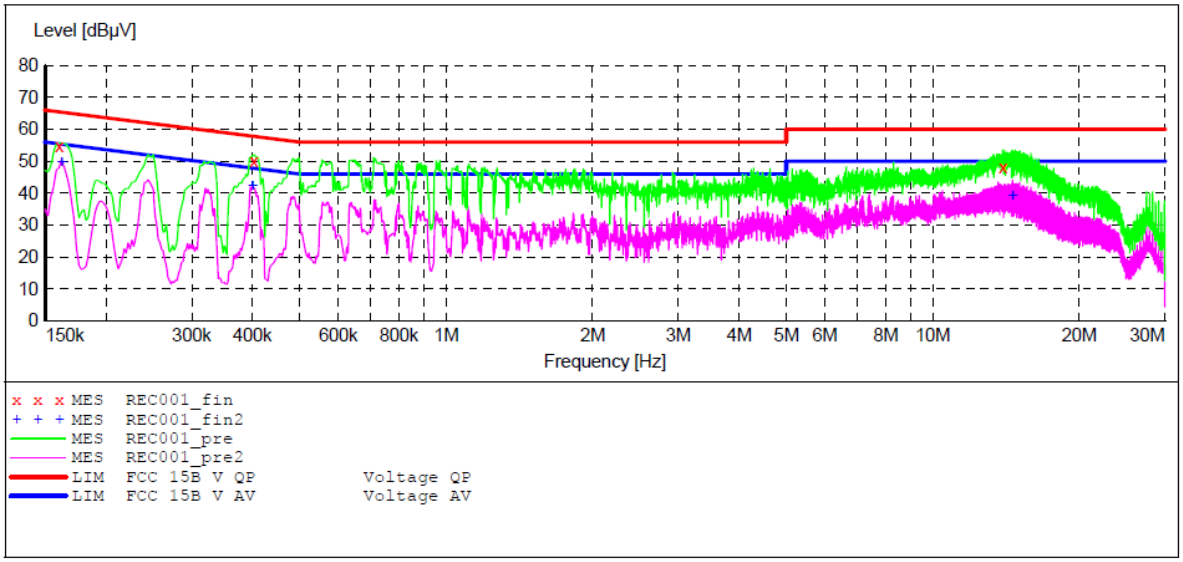

MEASUREMENT RESULT: "REC001_fin"

2015-6-5 14:52

Frequency MHz	Level dBµV	Transd dB	Limit dBµV	Margin dB	Detector	Line	PE
0.160000	54.80	10.4	66	10.7	QP	L1	GND
0.402000	50.10	11.3	58	7.7	QP	L1	GND
13.929500	47.90	11.9	60	12.1	QP	L1	GND

MEASUREMENT RESULT: "REC001_fin2"

2015-6-5 14:52

Frequency MHz	Level dBµV	Transd dB	Limit dBµV	Margin dB	Detector	Line	PE
0.162000	49.50	10.4	55	5.9	AV	L1	GND
0.400000	42.30	11.3	48	5.6	AV	L1	GND
14.591000	39.10	11.9	50	10.9	AV	L1	GND

ACCURATE TECHNOLOGY CO.,LTD

CONDUCTED EMISSION STANDARD FCC PART 15B

```
EUT:                    Interactive Flat Panel   M/N:ST-650
Manufacturer:           Recordex
Operating Condition:    USB
Test Site:              2#Shielding Room
Operator:               star
Test Specification:     N 120V/60Hz
Comment:                Report No.:ATE20151180
Start of Test:          2015-6-5 / 14:53:39
```

SCAN TABLE: "V 150K-30MHz fin"

```
  Short Description:            _SUB_STD_VTERM2 1.70
  Start      Stop       Step       Detector  Meas.     IF       Transducer
  Frequency  Frequency  Width                Time      Bandw.
  150.0 kHz  30.0 MHz   4.5 kHz    QuasiPeak 1.0 s     9 kHz    LISN(ESH3-Z5)
                                   Average
```

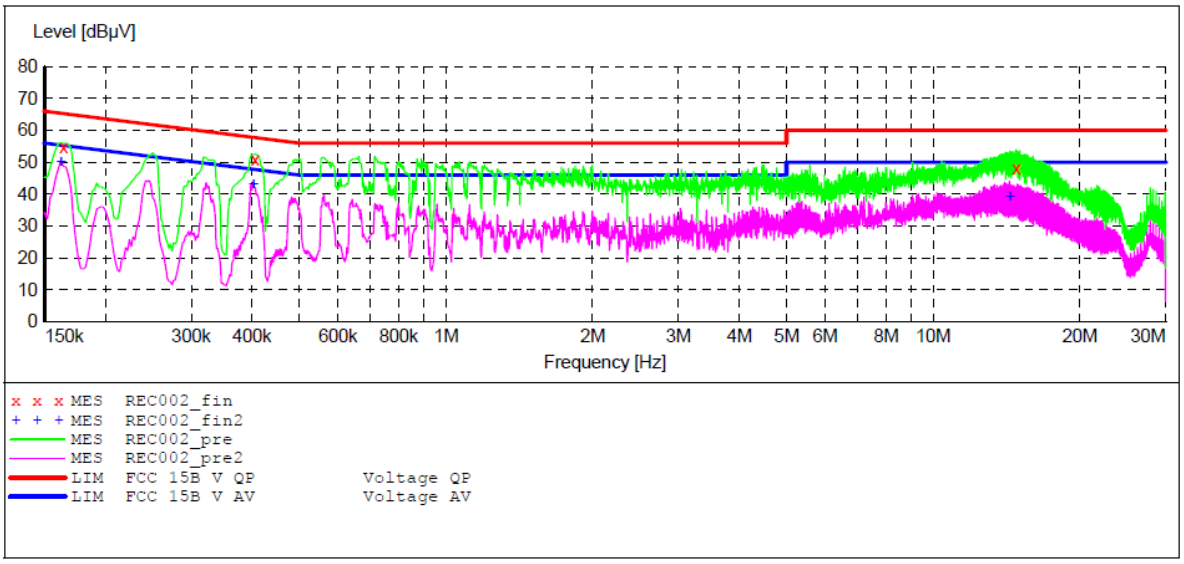

MEASUREMENT RESULT: "REC002_fin"

2015-6-5 14:55

Frequency MHz	Level dBµV	Transd dB	Limit dBµV	Margin dB	Detector	Line	PE
0.164000	54.80	10.4	65	10.5	QP	N	GND
0.406000	50.80	11.3	58	6.9	QP	N	GND
14.811500	48.20	11.9	60	11.8	QP	N	GND

MEASUREMENT RESULT: "REC002_fin2"

2015-6-5 14:55

Frequency MHz	Level dBµV	Transd dB	Limit dBµV	Margin dB	Detector	Line	PE
0.162000	49.90	10.4	55	5.5	AV	N	GND
0.402000	42.90	11.3	48	4.9	AV	N	GND
14.348000	39.20	11.9	50	10.8	AV	N	GND

ACCURATE TECHNOLOGY CO.,LTD

CONDUCTED EMISSION STANDARD FCC PART 15B

EUT: Interactive Flat Panel M/N:ST-650
Manufacturer: Recordex
Operating Condition: VGA
Test Site: 2#Shielding Room
Operator: star
Test Specification: N 120V/60Hz
Comment: Report No.:ATE20151180
Start of Test: 2015-6-5 / 14:58:22

SCAN TABLE: "V 150K-30MHz fin"

Short Description: _SUB_STD_VTERM2 1.70

Start Frequency	Stop Frequency	Step Width	Detector	Meas. Time	IF Bandw.	Transducer
150.0 kHz	30.0 MHz	4.5 kHz	QuasiPeak Average	1.0 s	9 kHz	LISN(ESH3-Z5)

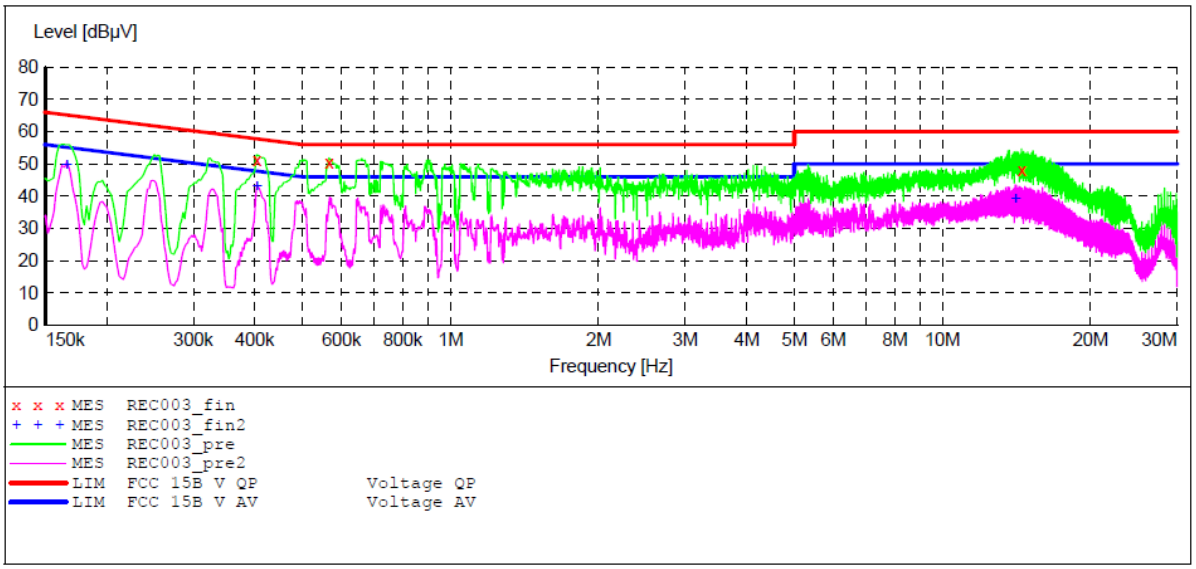

MEASUREMENT RESULT: "REC003_fin"

2015-6-5 15:00

Frequency MHz	Level dBµV	Transd dB	Limit dBµV	Margin dB	Detector	Line	PE
0.404000	51.30	11.3	58	6.5	QP	N	GND
0.566000	50.60	11.5	56	5.4	QP	N	GND
14.487500	48.30	11.9	60	11.7	QP	N	GND

MEASUREMENT RESULT: "REC003_fin2"

2015-6-5 15:00

Frequency MHz	Level dBµV	Transd dB	Limit dBµV	Margin dB	Detector	Line	PE
0.166000	49.50	10.4	55	5.7	AV	N	GND
0.404000	42.90	11.3	48	4.9	AV	N	GND
14.073500	39.00	11.9	50	11.0	AV	N	GND

ACCURATE TECHNOLOGY CO.,LTD

CONDUCTED EMISSION STANDARD FCC PART 15B

EUT:	Interactive Flat Panel M/N:ST-650
Manufacturer:	Recordex
Operating Condition:	VGA
Test Site:	2#Shielding Room
Operator:	star
Test Specification:	L 120V/60Hz
Comment:	Report No.:ATE20151180
Start of Test:	2015-6-5 / 15:00:38

SCAN TABLE: "V 150K-30MHz fin"

Short Description: _SUB_STD_VTERM2 1.70

Start Frequency	Stop Frequency	Step Width	Detector	Meas. Time	IF Bandw.	Transducer
150.0 kHz	30.0 MHz	4.5 kHz	QuasiPeak Average	1.0 s	9 kHz	LISN(ESH3-Z5)

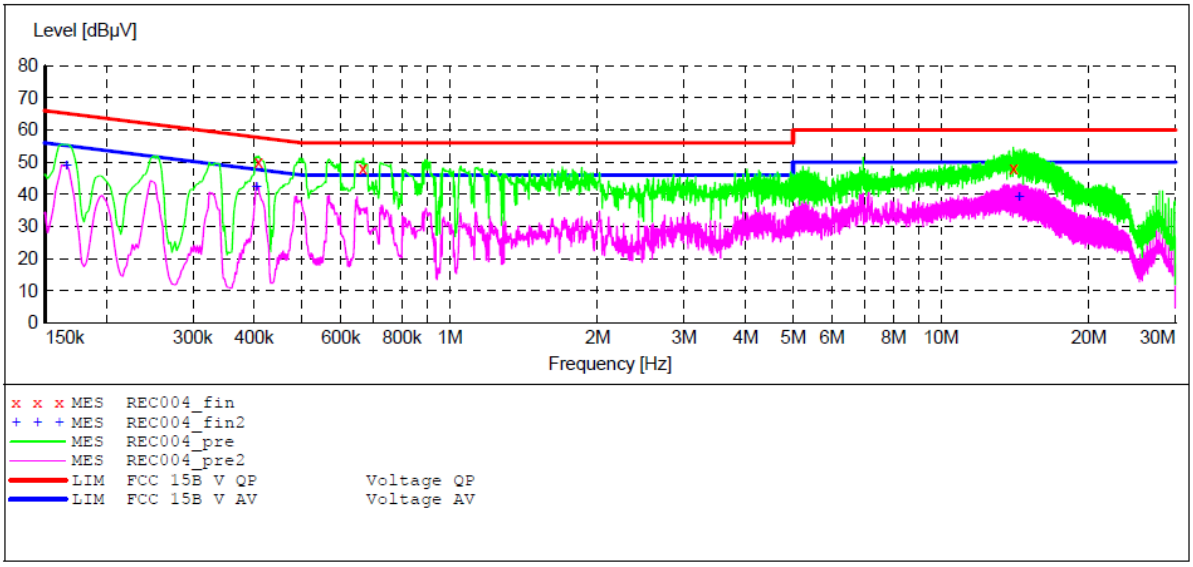

MEASUREMENT RESULT: "REC004_fin"

2015-6-5 15:02

Frequency MHz	Level dBµV	Transd dB	Limit dBµV	Margin dB	Detector	Line	PE
0.408000	50.00	11.3	58	7.7	QP	L1	GND
0.666000	48.00	11.5	56	8.0	QP	L1	GND
14.046500	48.10	11.9	60	11.9	QP	L1	GND

MEASUREMENT RESULT: "REC004_fin2"

2015-6-5 15:02

Frequency MHz	Level dBµV	Transd dB	Limit dBµV	Margin dB	Detector	Line	PE
0.166000	48.90	10.4	55	6.3	AV	L1	GND
0.404000	42.10	11.3	48	5.7	AV	L1	GND
14.406500	39.10	11.9	50	10.9	AV	L1	GND

ACCURATE TECHNOLOGY CO.,LTD

CONDUCTED EMISSION STANDARD FCC PART 15B

```
EUT:                    Interactive Flat Panel   M/N:ST-650
Manufacturer:           Recordex
Operating Condition:    WAN IN
Test Site:              2#Shielding Room
Operator:               star
Test Specification:     L 120V/60Hz
Comment:                Report No.:ATE20151180
Start of Test:          2015-6-5 / 15:03:23
```

SCAN TABLE: "V 150K-30MHz fin"

Short Description: _SUB_STD_VTERM2 1.70

Start Frequency	Stop Frequency	Step Width	Detector	Meas. Time	IF Bandw.	Transducer
150.0 kHz	30.0 MHz	4.5 kHz	QuasiPeak Average	1.0 s	9 kHz	LISN(ESH3-Z5)

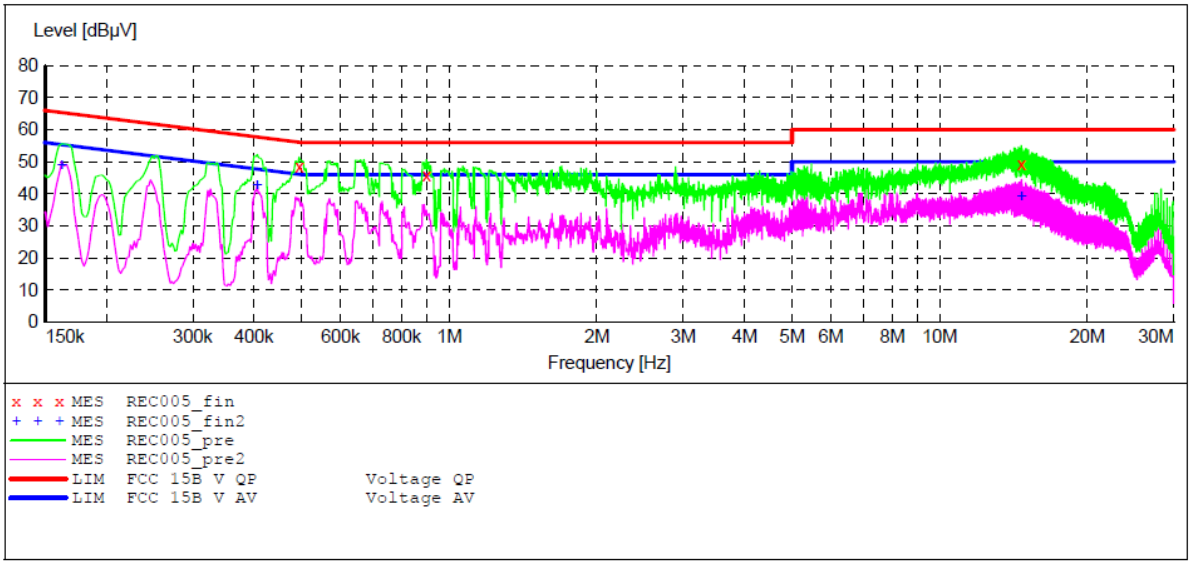

MEASUREMENT RESULT: "REC005_fin"

2015-6-5 15:04

Frequency MHz	Level dBµV	Transd dB	Limit dBµV	Margin dB	Detector	Line	PE
0.494000	48.60	11.5	56	7.5	QP	L1	GND
0.898000	45.70	11.6	56	10.3	QP	L1	GND
14.663000	49.10	11.9	60	10.9	QP	L1	GND

MEASUREMENT RESULT: "REC005_fin2"

2015-6-5 15:04

Frequency MHz	Level dBµV	Transd dB	Limit dBµV	Margin dB	Detector	Line	PE
0.162000	48.90	10.4	55	6.5	AV	L1	GND
0.406000	42.70	11.3	48	5.0	AV	L1	GND
14.690000	39.00	11.9	50	11.0	AV	L1	GND

ACCURATE TECHNOLOGY CO.,LTD

CONDUCTED EMISSION STANDARD FCC PART 15B

```
EUT:                    Interactive Flat Panel   M/N:ST-650
Manufacturer:           Recordex
Operating Condition:    WAN IN
Test Site:              2#Shielding Room
Operator:               star
Test Specification:     N 120V/60Hz
Comment:                Report No.:ATE20151180
Start of Test:          2015-6-5 / 15:05:21
```

SCAN TABLE: "V 150K-30MHz fin"

```
  Short Description:              _SUB_STD_VTERM2 1.70
  Start      Stop       Step       Detector  Meas.     IF       Transducer
  Frequency  Frequency  Width                Time      Bandw.
  150.0 kHz  30.0 MHz   4.5 kHz    QuasiPeak 1.0 s     9 kHz    LISN(ESH3-Z5)
                                   Average
```

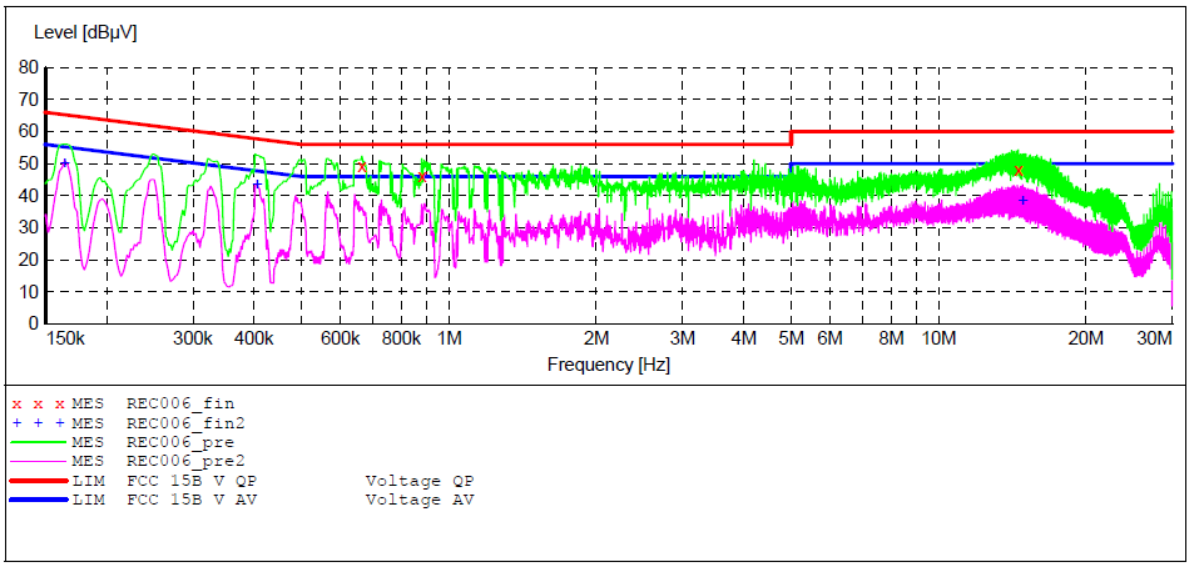

MEASUREMENT RESULT: "REC006_fin"

2015-6-5 15:06

Frequency MHz	Level dBµV	Transd dB	Limit dBµV	Margin dB	Detector	Line	PE
0.664000	49.10	11.5	56	6.9	QP	N	GND
0.880000	46.00	11.6	56	10.0	QP	N	GND
14.555000	48.30	11.9	60	11.7	QP	N	GND

MEASUREMENT RESULT: "REC006_fin2"

2015-6-5 15:06

Frequency MHz	Level dBµV	Transd dB	Limit dBµV	Margin dB	Detector	Line	PE
0.164000	50.10	10.4	55	5.2	AV	N	GND
0.406000	43.50	11.3	48	4.2	AV	N	GND
14.861000	38.50	11.9	50	11.5	AV	N	GND

ACCURATE TECHNOLOGY CO.,LTD

CONDUCTED EMISSION STANDARD FCC PART 15B

EUT: Interactive Flat Panel M/N:ST-650
Manufacturer: Recordex
Operating Condition: HDMI
Test Site: 2#Shielding Room
Operator: star
Test Specification: N 120V/60Hz
Comment: Report No.:ATE20151180
Start of Test: 2015-6-5 / 15:07:18

SCAN TABLE: "V 150K-30MHz fin"

Short Description: _SUB_STD_VTERM2 1.70

Start Frequency	Stop Frequency	Step Width	Detector	Meas. Time	IF Bandw.	Transducer
150.0 kHz	30.0 MHz	4.5 kHz	QuasiPeak Average	1.0 s	9 kHz	LISN(ESH3-Z5)

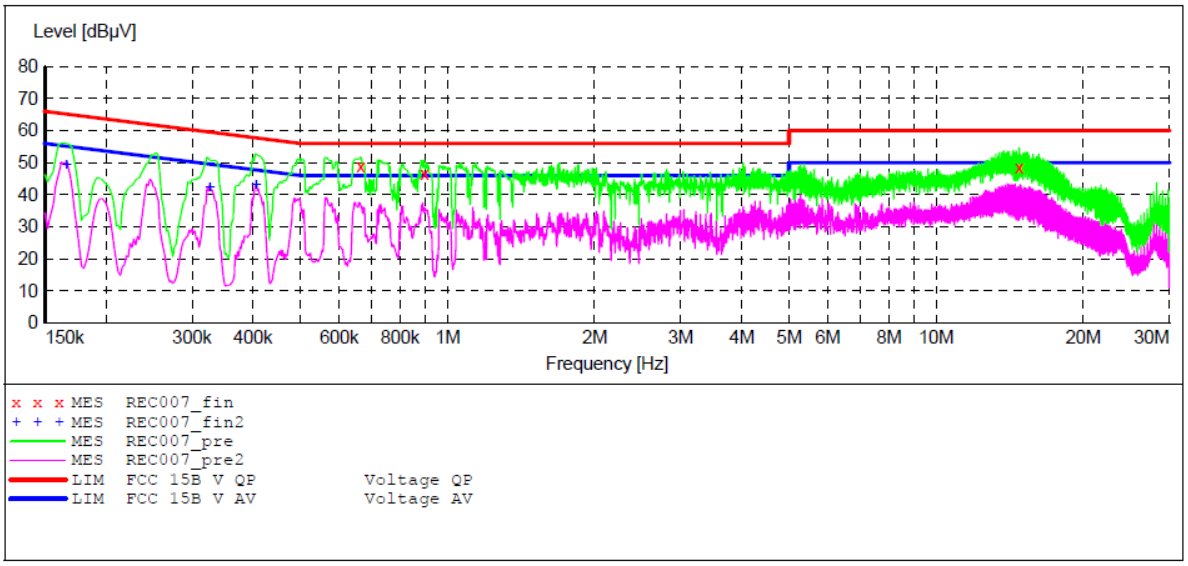

MEASUREMENT RESULT: "REC007_fin"

2015-6-5 15:08

Frequency MHz	Level dBµV	Transd dB	Limit dBµV	Margin dB	Detector	Line	PE
0.664000	49.00	11.5	56	7.0	QP	N	GND
0.896000	46.50	11.6	56	9.5	QP	N	GND
14.802500	48.60	11.9	60	11.4	QP	N	GND

MEASUREMENT RESULT: "REC007_fin2"

2015-6-5 15:08

Frequency MHz	Level dBµV	Transd dB	Limit dBµV	Margin dB	Detector	Line	PE
0.166000	49.20	10.4	55	6.0	AV	N	GND
0.326000	42.40	11.1	50	7.2	AV	N	GND
0.406000	43.00	11.3	48	4.7	AV	N	GND

ACCURATE TECHNOLOGY CO.,LTD

CONDUCTED EMISSION STANDARD FCC PART 15B

EUT: Interactive Flat Panel M/N:ST-650
Manufacturer: Recordex
Operating Condition: HDMI
Test Site: 2#Shielding Room
Operator: star
Test Specification: L 120V/60Hz
Comment: Report No.:ATE20151180
Start of Test: 2015-6-5 / 15:09:18

SCAN TABLE: "V 150K-30MHz fin"

Short Description: _SUB_STD_VTERM2 1.70

Start Frequency	Stop Frequency	Step Width	Detector	Meas. Time	IF Bandw.	Transducer
150.0 kHz	30.0 MHz	4.5 kHz	QuasiPeak Average	1.0 s	9 kHz	LISN(ESH3-Z5)

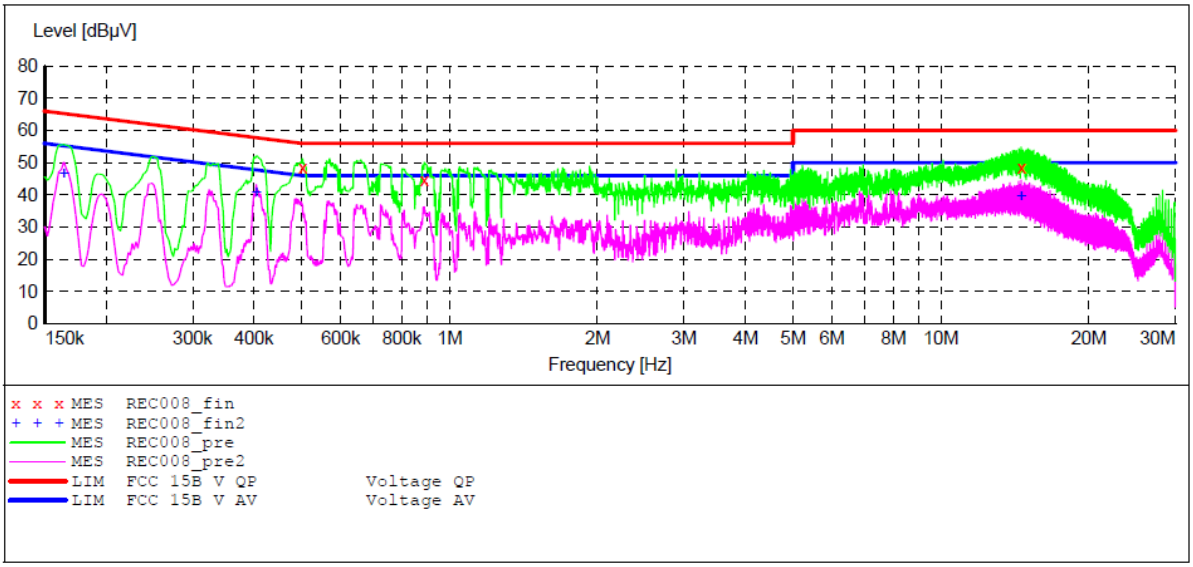

MEASUREMENT RESULT: "REC008_fin"

2015-6-5 15:10

Frequency MHz	Level dBµV	Transd dB	Limit dBµV	Margin dB	Detector	Line	PE
0.502000	48.50	11.5	56	7.5	QP	L1	GND
0.888000	44.60	11.6	56	11.4	QP	L1	GND
14.568500	48.50	11.9	60	11.5	QP	L1	GND

MEASUREMENT RESULT: "REC008_fin2"

2015-6-5 15:10

Frequency MHz	Level dBµV	Transd dB	Limit dBµV	Margin dB	Detector	Line	PE
0.164000	46.60	10.4	55	8.7	AV	L1	GND
0.404000	40.60	11.3	48	7.2	AV	L1	GND
14.568500	39.50	11.9	50	10.5	AV	L1	GND

ACCURATE TECHNOLOGY CO.,LTD

CONDUCTED EMISSION STANDARD FCC PART 15B

```
EUT:                    Interactive Flat Panel   M/N:ST-650
Manufacturer:           Recordex
Operating Condition:    AV
Test Site:              2#Shielding Room
Operator:               star
Test Specification:     L 120V/60Hz
Comment:                Report No.:ATE20151180
Start of Test:          2015-6-5 / 15:11:14
```

SCAN TABLE: "V 150K-30MHz fin"

```
  Short Description:            _SUB_STD_VTERM2 1.70
  Start      Stop       Step       Detector  Meas.     IF       Transducer
  Frequency  Frequency  Width                Time      Bandw.
  150.0 kHz  30.0 MHz   4.5 kHz    QuasiPeak 1.0 s     9 kHz    LISN(ESH3-Z5)
                                   Average
```

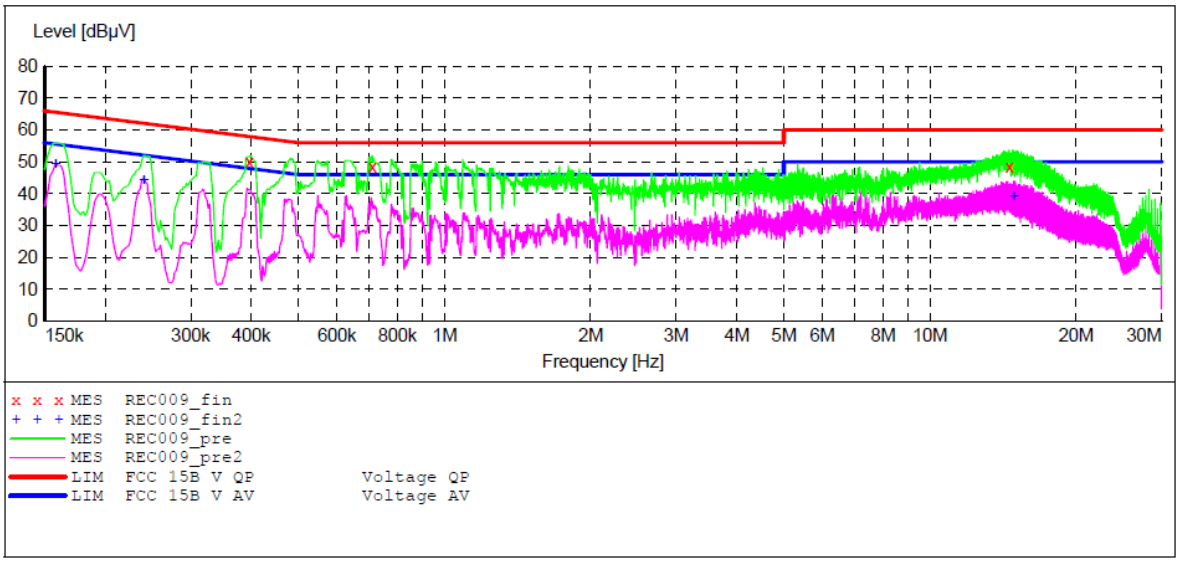

MEASUREMENT RESULT: "REC009_fin"

2015-6-5 15:13

Frequency MHz	Level dBµV	Transd dB	Limit dBµV	Margin dB	Detector	Line	PE
0.396000	49.90	11.3	58	8.0	QP	L1	GND
0.710000	48.60	11.5	56	7.4	QP	L1	GND
14.564000	48.60	11.9	60	11.4	QP	L1	GND

MEASUREMENT RESULT: "REC009_fin2"

2015-6-5 15:13

Frequency MHz	Level dBµV	Transd dB	Limit dBµV	Margin dB	Detector	Line	PE
0.158000	49.40	10.4	56	6.2	AV	L1	GND
0.240000	44.30	10.8	52	7.8	AV	L1	GND
14.870000	39.10	11.9	50	10.9	AV	L1	GND

ACCURATE TECHNOLOGY CO.,LTD

CONDUCTED EMISSION STANDARD FCC PART 15B

EUT:	Interactive Flat Panel M/N:ST-650
Manufacturer:	Recordex
Operating Condition:	AV
Test Site:	2#Shielding Room
Operator:	star
Test Specification:	N 120V/60Hz
Comment:	Report No.:ATE20151180
Start of Test:	2015-6-5 / 15:13:28

SCAN TABLE: "V 150K-30MHz fin"

Short Description: _SUB_STD_VTERM2 1.70

Start Frequency	Stop Frequency	Step Width	Detector	Meas. Time	IF Bandw.	Transducer
150.0 kHz	30.0 MHz	4.5 kHz	QuasiPeak Average	1.0 s	9 kHz	LISN(ESH3-Z5)

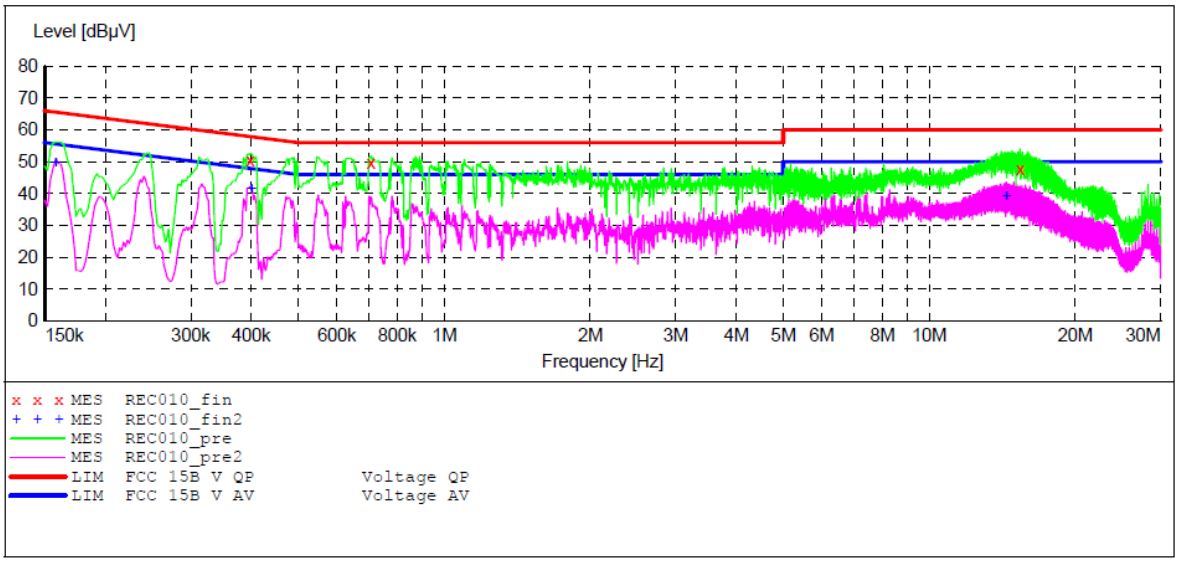

MEASUREMENT RESULT: "REC010_fin"

2015-6-5 15:15

Frequency MHz	Level dBµV	Transd dB	Limit dBµV	Margin dB	Detector	Line	PE
0.398000	50.60	11.3	58	7.3	QP	N	GND
0.706000	49.50	11.5	56	6.5	QP	N	GND
15.392000	47.80	11.9	60	12.2	QP	N	GND

MEASUREMENT RESULT: "REC010_fin2"

2015-6-5 15:15

Frequency MHz	Level dBµV	Transd dB	Limit dBµV	Margin dB	Detector	Line	PE
0.158000	49.80	10.4	56	5.8	AV	N	GND
0.400000	41.30	11.3	48	6.6	AV	N	GND
14.415500	39.20	11.9	50	10.8	AV	N	GND

ACCURATE TECHNOLOGY CO.,LTD

CONDUCTED EMISSION STANDARD FCC PART 15B

```
EUT:                    Interactive Flat Panel   M/N:ST-650
Manufacturer:           Recordex
Operating Condition:    USB
Test Site:              2#Shielding Room
Operator:               Star
Test Specification:     L 240V/60Hz
Comment:                Report No.:ATE20151180
Start of Test:          2016-06-25 / 15:12:57
```

SCAN TABLE: "V 150K-30MHz fin"

Short Description: _SUB_STD_VTERM2 1.70

Start Frequency	Stop Frequency	Step Width	Detector	Meas. Time	IF Bandw.	Transducer
150.0 kHz	30.0 MHz	0.4 %	QuasiPeak Average	1.0 s	9 kHz	LISN(ESH3-Z5)

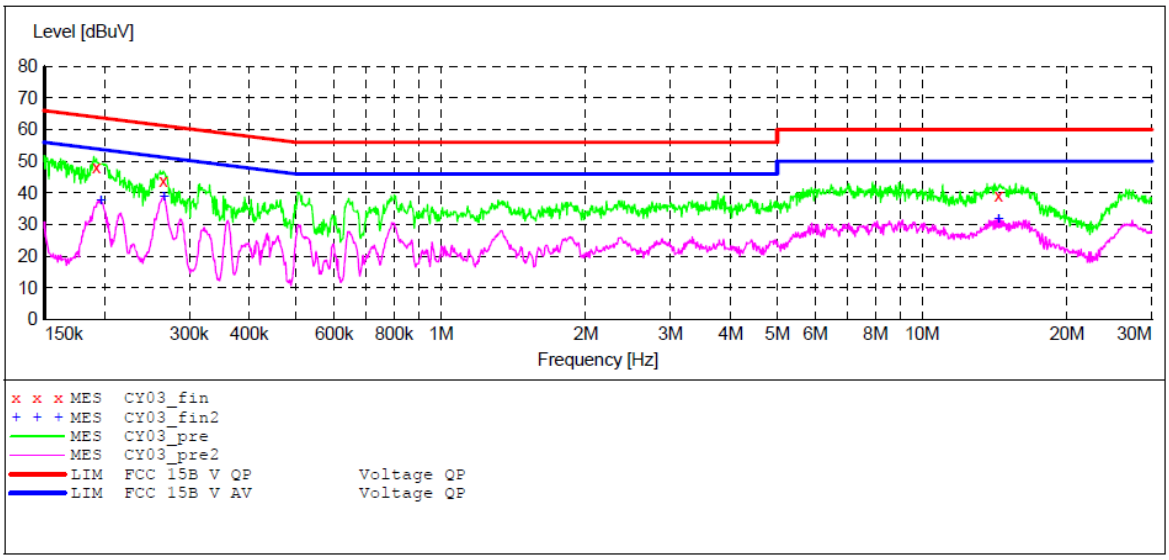

MEASUREMENT RESULT: "CY03_fin"

2016-06-25 15:14

Frequency MHz	Level dBuV	Transd dB	Limit dBuV	Margin dB	Detector	Line	PE
0.192340	48.10	11.9	64	15.8	QP	L1	GND
0.265014	44.00	11.9	61	17.3	QP	L1	GND
14.411633	39.00	12.0	60	21.0	QP	L1	GND

MEASUREMENT RESULT: "CY03_fin2"

2016-06-25 15:14

Frequency MHz	Level dBuV	Transd dB	Limit dBuV	Margin dB	Detector	Line	PE
0.196415	37.60	11.9	54	16.2	AV	L1	GND
0.265809	38.60	11.9	51	12.6	AV	L1	GND
14.411633	31.70	12.0	50	18.3	AV	L1	GND

ACCURATE TECHNOLOGY CO.,LTD

CONDUCTED EMISSION STANDARD FCC PART 15B

```
EUT:                    Interactive Flat Panel   M/N:ST-650
Manufacturer:           Recordex
Operating Condition:    USB
Test Site:              2#Shielding Room
Operator:               Star
Test Specification:     N 240V/60Hz
Comment:                Report No.:ATE20151180
Start of Test:          2016-06-25 / 15:14:59
```

SCAN TABLE: "V 150K-30MHz fin"

```
  Short Description:            _SUB_STD_VTERM2 1.70
  Start      Stop       Step      Detector  Meas.     IF       Transducer
  Frequency  Frequency  Width               Time      Bandw.
  150.0 kHz  30.0 MHz   0.4 %     QuasiPeak 1.0 s     9 kHz    LISN(ESH3-Z5)
                                  Average
```

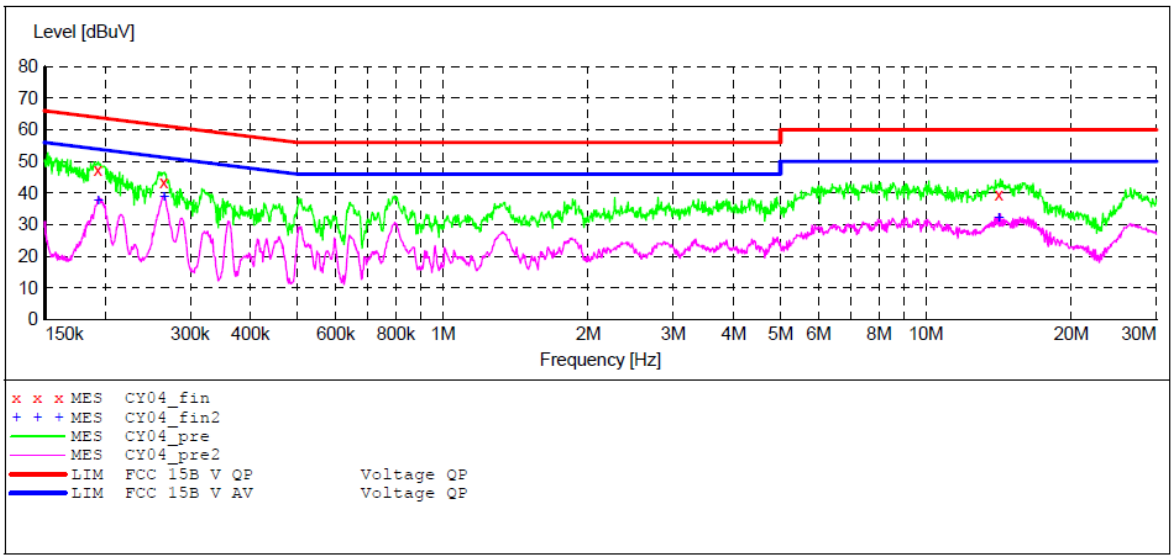

MEASUREMENT RESULT: "CY04_fin"

2016-06-25 15:16

Frequency MHz	Level dBuV	Transd dB	Limit dBuV	Margin dB	Detector	Line	PE
0.192917	47.20	11.9	64	16.7	QP	N	GND
0.264221	43.40	11.9	61	17.9	QP	N	GND
14.154925	39.60	12.0	60	20.4	QP	N	GND

MEASUREMENT RESULT: "CY04_fin2"

2016-06-25 15:16

Frequency MHz	Level dBuV	Transd dB	Limit dBuV	Margin dB	Detector	Line	PE
0.193495	37.40	11.9	54	16.5	AV	N	GND
0.265014	38.90	11.9	51	12.4	AV	N	GND
14.154925	32.20	12.0	50	17.8	AV	N	GND

ACCURATE TECHNOLOGY CO.,LTD

CONDUCTED EMISSION STANDARD FCC PART 15B

```
EUT:                    Interactive Flat Panel   M/N:ST-650
Manufacturer:           Recordex
Operating Condition:    HDMI
Test Site:              2#Shielding Room
Operator:               Star
Test Specification:     N 240V/60Hz
Comment:                Report No.:ATE20151180
Start of Test:          2016-06-25 / 15:21:03
```

SCAN TABLE: "V 150K-30MHz fin"

```
  Short Description:            _SUB_STD_VTERM2 1.70
  Start      Stop       Step       Detector  Meas.     IF      Transducer
  Frequency  Frequency  Width                Time      Bandw.
  150.0 kHz  30.0 MHz   0.4 %      QuasiPeak 1.0 s     9 kHz   LISN(ESH3-Z5)
                                   Average
```

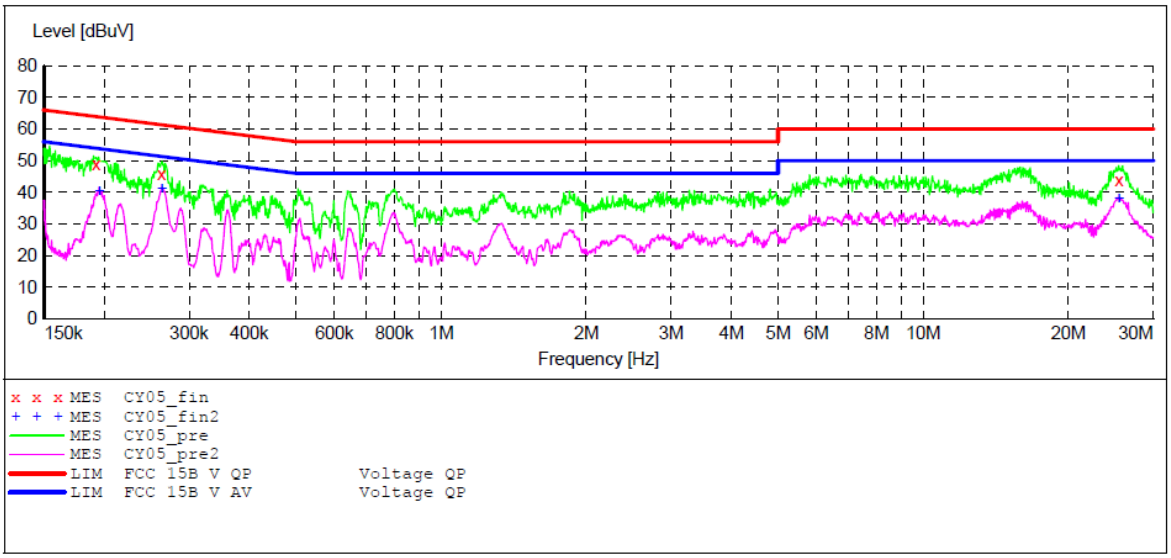

MEASUREMENT RESULT: "CY05_fin"

2016-06-25 15:23

Frequency MHz	Level dBuV	Transd dB	Limit dBuV	Margin dB	Detector	Line	PE
0.192340	48.90	11.9	64	15.0	QP	N	GND
0.262643	45.60	11.9	61	15.7	QP	N	GND
25.461879	43.90	12.0	60	16.1	QP	N	GND

MEASUREMENT RESULT: "CY05_fin2"

2016-06-25 15:23

Frequency MHz	Level dBuV	Transd dB	Limit dBuV	Margin dB	Detector	Line	PE
0.195242	40.30	11.9	54	13.5	AV	N	GND
0.263431	41.10	11.9	51	10.2	AV	N	GND
25.461879	37.90	12.0	50	12.1	AV	N	GND

ACCURATE TECHNOLOGY CO.,LTD

CONDUCTED EMISSION STANDARD FCC PART 15B

```
EUT:                    Interactive Flat Panel   M/N:ST-650
Manufacturer:           Recordex
Operating Condition:    HDMI
Test Site:              2#Shielding Room
Operator:               Star
Test Specification:     L 240V/60Hz
Comment:                Report No.:ATE20151180
Start of Test:          2016-06-25 / 15:25:40
```

SCAN TABLE: "V 150K-30MHz fin"

```
  Short Description:            _SUB_STD_VTERM2 1.70
  Start      Stop       Step       Detector  Meas.     IF      Transducer
  Frequency  Frequency  Width                Time      Bandw.
  150.0 kHz  30.0 MHz   0.4 %      QuasiPeak 1.0 s     9 kHz   LISN(ESH3-Z5)
                                   Average
```

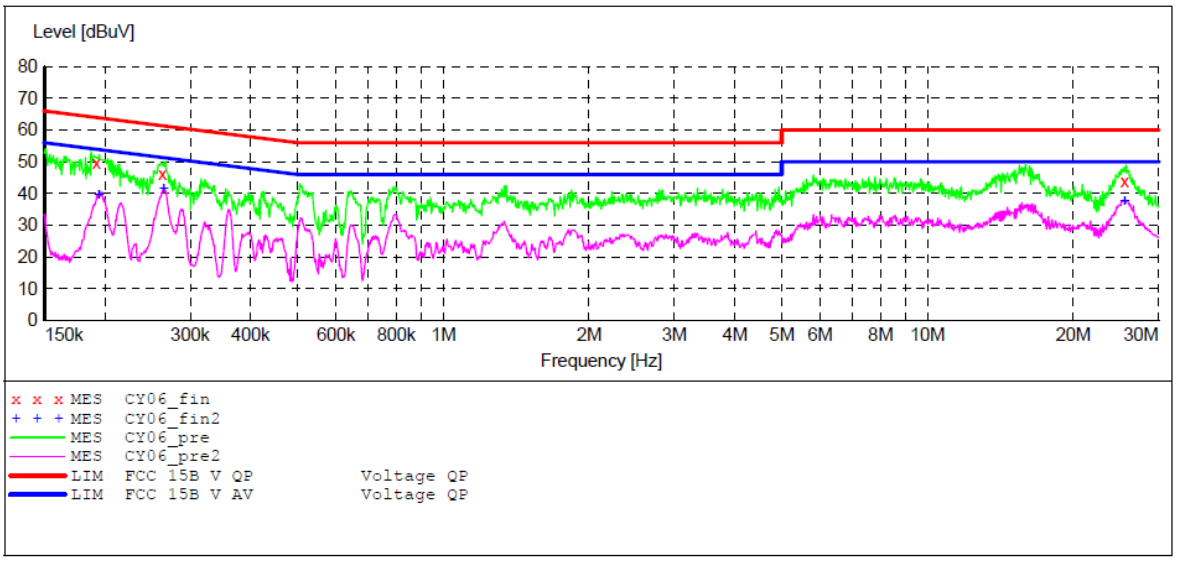

MEASUREMENT RESULT: "CY06_fin"

2016-06-25 15:26

Frequency MHz	Level dBuV	Transd dB	Limit dBuV	Margin dB	Detector	Line	PE
0.191764	49.50	11.9	64	14.5	QP	L1	GND
0.262643	46.10	11.9	61	15.2	QP	L1	GND
25.538265	43.60	12.0	60	16.4	QP	L1	GND

MEASUREMENT RESULT: "CY06_fin2"

2016-06-25 15:26

Frequency MHz	Level dBuV	Transd dB	Limit dBuV	Margin dB	Detector	Line	PE
0.194076	39.70	11.9	54	14.2	AV	L1	GND
0.264221	41.50	11.9	51	9.8	AV	L1	GND
25.538265	37.70	12.0	50	12.3	AV	L1	GND

ACCURATE TECHNOLOGY CO.,LTD

CONDUCTED EMISSION STANDARD FCC PART 15B

EUT:	Interactive Flat Panel M/N:ST-650
Manufacturer:	Recordex
Operating Condition:	VGA
Test Site:	2#Shielding Room
Operator:	Star
Test Specification:	N 240V/60Hz
Comment:	Report No.:ATE20151180
Start of Test:	2016-06-25 / 15:35:17

SCAN TABLE: "V 150K-30MHz fin"

Short Description: _SUB_STD_VTERM2 1.70

Start Frequency	Stop Frequency	Step Width	Detector	Meas. Time	IF Bandw.	Transducer
150.0 kHz	30.0 MHz	0.4 %	QuasiPeak Average	1.0 s	9 kHz	LISN(ESH3-Z5)

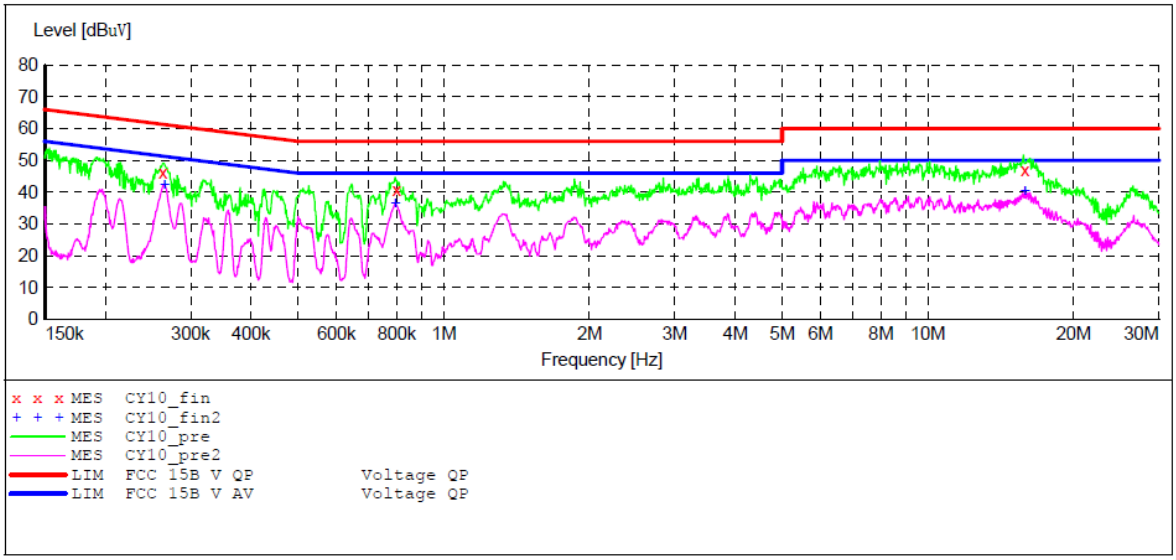

MEASUREMENT RESULT: "CY10_fin"

2016-06-25 15:36

Frequency MHz	Level dBuV	Transd dB	Limit dBuV	Margin dB	Detector	Line	PE
0.262643	46.00	11.9	61	15.3	QP	N	GND
0.798017	40.60	11.9	56	15.4	QP	N	GND
15.861456	47.10	12.0	60	12.9	QP	N	GND

MEASUREMENT RESULT: "CY10_fin2"

2016-06-25 15:36

Frequency MHz	Level dBuV	Transd dB	Limit dBuV	Margin dB	Detector	Line	PE
0.265014	42.40	11.9	51	8.9	AV	N	GND
0.793250	36.40	11.9	46	9.6	AV	N	GND
15.861456	40.20	12.0	50	9.8	AV	N	GND

ACCURATE TECHNOLOGY CO.,LTD

CONDUCTED EMISSION STANDARD FCC PART 15B

```
EUT:                    Interactive Flat Panel   M/N:ST-650
Manufacturer:           Recordex
Operating Condition:    VGA
Test Site:              2#Shielding Room
Operator:               Star
Test Specification:     L 240V/60Hz
Comment:                Report No.:ATE20151180
Start of Test:          2016-06-25 / 15:37:13
```

SCAN TABLE: "V 150K-30MHz fin"

```
Short Description:              _SUB_STD_VTERM2 1.70
Start      Stop       Step      Detector  Meas.     IF      Transducer
Frequency  Frequency  Width               Time      Bandw.
150.0 kHz  30.0 MHz   0.4 %     QuasiPeak 1.0 s     9 kHz   LISN(ESH3-Z5)
                                Average
```

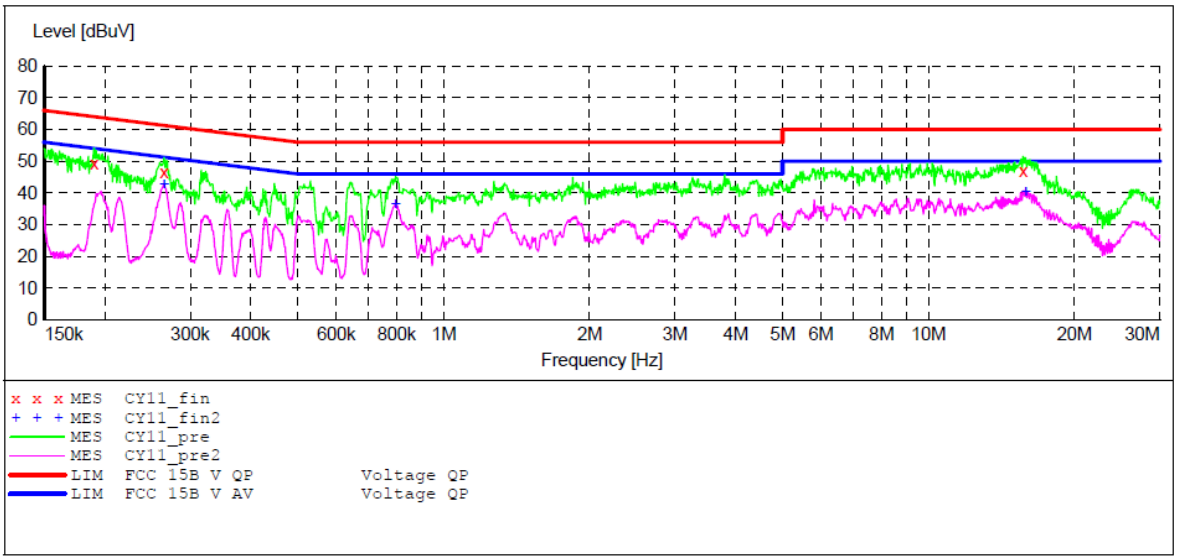

MEASUREMENT RESULT: "CY11_fin"

2016-06-25 15:38

Frequency MHz	Level dBuV	Transd dB	Limit dBuV	Margin dB	Detector	Line	PE
0.190049	49.10	11.9	64	14.9	QP	L1	GND
0.265014	46.70	11.9	61	14.6	QP	L1	GND
15.672537	47.10	12.0	60	12.9	QP	L1	GND

MEASUREMENT RESULT: "CY11_fin2"

2016-06-25 15:38

Frequency MHz	Level dBuV	Transd dB	Limit dBuV	Margin dB	Detector	Line	PE
0.265014	42.60	11.9	51	8.7	AV	L1	GND
0.795630	36.20	11.9	46	9.8	AV	L1	GND
15.861456	40.40	12.0	50	9.6	AV	L1	GND

ACCURATE TECHNOLOGY CO.,LTD

CONDUCTED EMISSION STANDARD FCC PART 15B

EUT: Interactive Flat Panel M/N:ST-650
Manufacturer: Recordex
Operating Condition: WAN IN
Test Site: 2#Shielding Room
Operator: Star
Test Specification: L 240V/60Hz
Comment: Report No.:ATE20151180

SCAN TABLE: "V 150K-30MHz fin"

Short Description: _SUB_STD_VTERM2 1.70

Start Frequency	Stop Frequency	Step Width	Detector	Meas. Time	IF Bandw.	Transducer
150.0 kHz	30.0 MHz	0.4 %	QuasiPeak Average	1.0 s	9 kHz	LISN(ESH3-Z5)

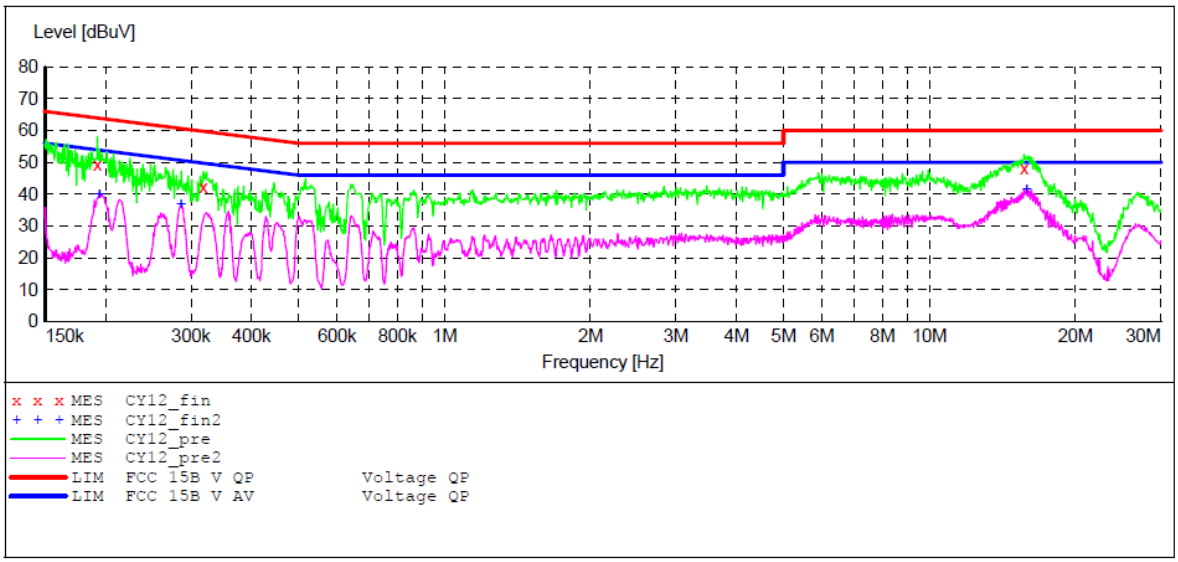

MEASUREMENT RESULT: "CY12_fin"

2016-06-25 15:41

Frequency MHz	Level dBuV	Transd dB	Limit dBuV	Margin dB	Detector	Line	PE
0.192340	49.20	11.9	64	14.7	QP	L1	GND
0.318145	42.10	12.0	60	17.7	QP	L1	GND
15.672537	48.30	12.0	60	11.7	QP	L1	GND

MEASUREMENT RESULT: "CY12_fin2"

2016-06-25 15:41

Frequency MHz	Level dBuV	Transd dB	Limit dBuV	Margin dB	Detector	Line	PE
0.194076	39.80	11.9	54	14.1	AV	L1	GND
0.285622	36.60	12.0	51	14.1	AV	L1	GND
15.861456	41.50	12.0	50	8.5	AV	L1	GND

ACCURATE TECHNOLOGY CO.,LTD

CONDUCTED EMISSION STANDARD FCC PART 15B

EUT: Interactive Flat Panel M/N:ST-650
Manufacturer: Recordex
Operating Condition: WAN IN
Test Site: 2#Shielding Room
Operator: Star
Test Specification: N 240V/60Hz
Comment: Report No.:ATE20151180

SCAN TABLE: "V 150K-30MHz fin"

Short Description: _SUB_STD_VTERM2 1.70

Start Frequency	Stop Frequency	Step Width	Detector	Meas. Time	IF Bandw.	Transducer
150.0 kHz	30.0 MHz	0.4 %	QuasiPeak Average	1.0 s	9 kHz	LISN(ESH3-Z5)

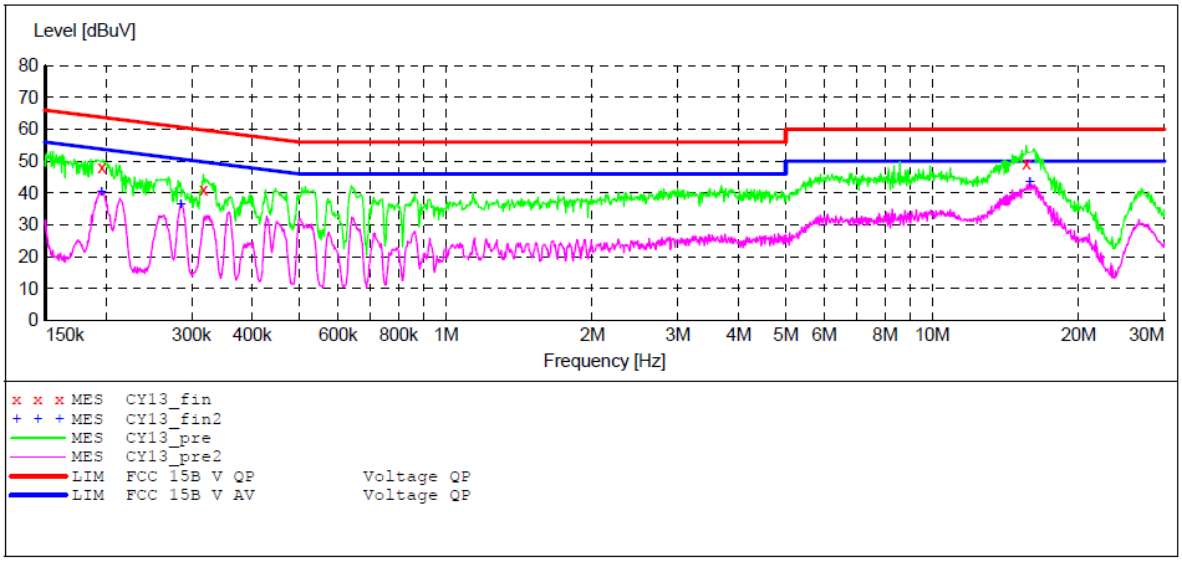

MEASUREMENT RESULT: "CY13_fin"

2016-06-25 15:43

Frequency MHz	Level dBuV	Transd dB	Limit dBuV	Margin dB	Detector	Line	PE
0.195828	48.10	11.9	64	15.7	QP	N	GND
0.317194	41.10	12.0	60	18.7	QP	N	GND
15.625660	49.20	12.0	60	10.8	QP	N	GND

MEASUREMENT RESULT: "CY13_fin2"

2016-06-25 15:43

Frequency MHz	Level dBuV	Transd dB	Limit dBuV	Margin dB	Detector	Line	PE
0.195828	40.30	11.9	54	13.5	AV	N	GND
0.284768	36.20	12.0	51	14.5	AV	N	GND
15.861456	43.50	12.0	50	6.5	AV	N	GND

ACCURATE TECHNOLOGY CO.,LTD

CONDUCTED EMISSION STANDARD FCC PART 15B

EUT: Interactive Flat Panel M/N:ST-650
Manufacturer: Recordex
Operating Condition: AV
Test Site: 2#Shielding Room
Operator: Star
Test Specification: N 240V/60Hz
Comment: Report No.:ATE20151180

SCAN TABLE: "V 150K-30MHz fin"

Short Description: _SUB_STD_VTERM2 1.70

Start Frequency	Stop Frequency	Step Width	Detector	Meas. Time	IF Bandw.	Transducer
150.0 kHz	30.0 MHz	0.4 %	QuasiPeak Average	1.0 s	9 kHz	LISN(ESH3-Z5)

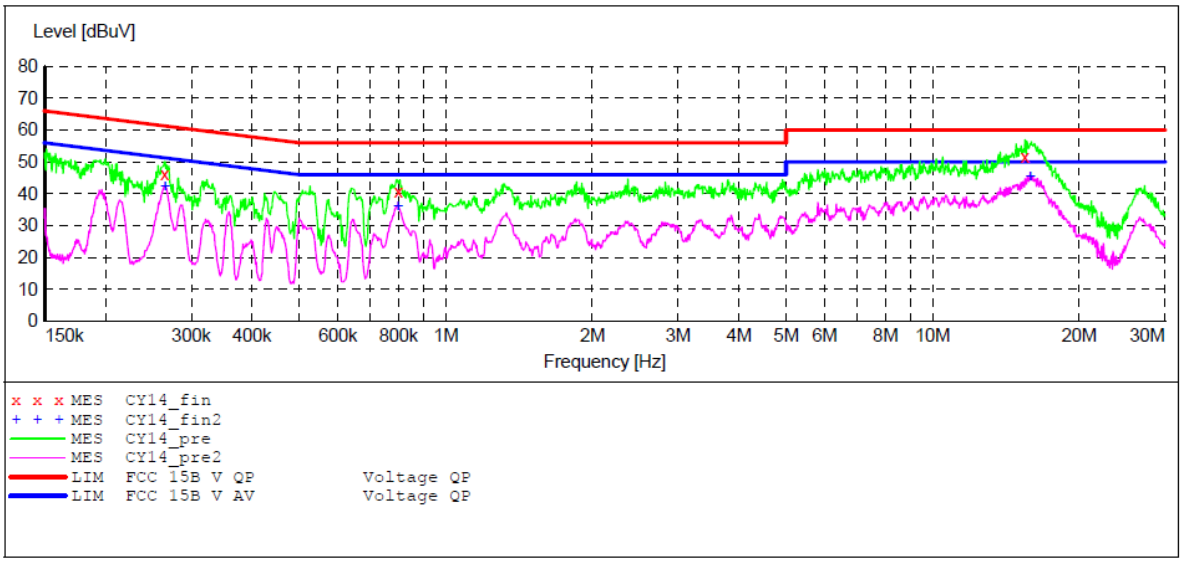

MEASUREMENT RESULT: "CY14_fin"

2016-06-25 15:47

Frequency MHz	Level dBuV	Transd dB	Limit dBuV	Margin dB	Detector	Line	PE
0.264221	46.30	11.9	61	15.0	QP	N	GND
0.798017	40.60	11.9	56	15.4	QP	N	GND
15.485869	51.60	12.0	60	8.4	QP	N	GND

MEASUREMENT RESULT: "CY14_fin2"

2016-06-25 15:47

Frequency MHz	Level dBuV	Transd dB	Limit dBuV	Margin dB	Detector	Line	PE
0.265014	42.40	11.9	51	8.9	AV	N	GND
0.798017	35.90	11.9	46	10.1	AV	N	GND
15.861456	45.50	12.0	50	4.5	AV	N	GND

ACCURATE TECHNOLOGY CO.,LTD

CONDUCTED EMISSION STANDARD FCC PART 15B

```
EUT:                    Interactive Flat Panel   M/N:ST-650
Manufacturer:           Recordex
Operating Condition:    AV
Test Site:              2#Shielding Room
Operator:               Star
Test Specification:     L 240V/60Hz
Comment:                Report No.:ATE20151180
```

SCAN TABLE: "V 150K-30MHz fin"

```
Short Description:              _SUB_STD_VTERM2 1.70
Start      Stop       Step       Detector  Meas.     IF       Transducer
Frequency  Frequency  Width                Time      Bandw.
150.0 kHz  30.0 MHz   0.4 %      QuasiPeak 1.0 s     9 kHz    LISN(ESH3-Z5)
                                 Average
```

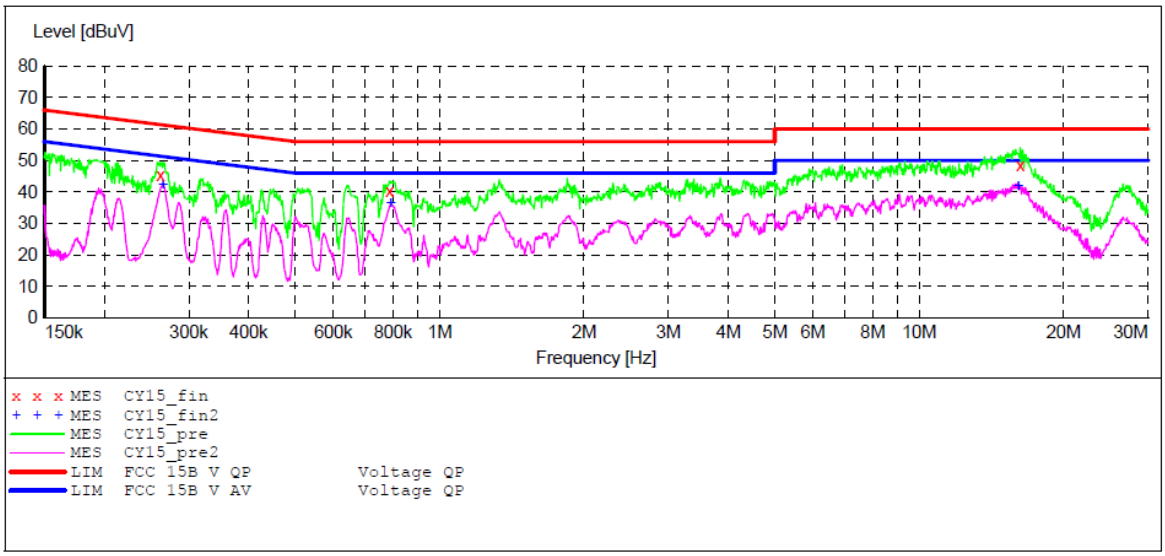

MEASUREMENT RESULT: "CY15_fin"

2016-06-25 15:49

Frequency MHz	Level dBuV	Transd dB	Limit dBuV	Margin dB	Detector	Line	PE
0.261857	45.50	11.9	61	15.9	QP	L1	GND
0.786153	40.30	11.9	56	15.7	QP	L1	GND
16.246152	48.60	12.0	60	11.4	QP	L1	GND

MEASUREMENT RESULT: "CY15_fin2"

2016-06-25 15:49

Frequency MHz	Level dBuV	Transd dB	Limit dBuV	Margin dB	Detector	Line	PE
0.265014	42.30	11.9	51	9.0	AV	L1	GND
0.790877	36.20	11.9	46	9.8	AV	L1	GND
16.100809	41.80	12.0	50	8.2	AV	L1	GND

4. RADIATED EMISSION MEASUREMENT

4.1. For Radiated Emission Measurement

Item	Equipment	Manufacturer	Model No.	Serial No.	Last Cal.	Cal. Interval
1.	Spectrum Analyzer	Agilent	E7405A	MY45115511	Jan.10, 2015	1 Year
2.	Spectrum Analyzer	Rohde&Schwarz	FSV40	101495	Jan.10, 2015	1 Year
3.	Test Receiver	Rohde&Schwarz	ESCS30	100307	Jan.10, 2015	1 Year
4.	Test Receiver	Rohde& Schwarz	ESPI	100396/003	Jan.10, 2015	1 Year
5.	Test Receiver	Rohde& Schwarz	ESPI	101526/003	Jan.10, 2015	1 Year
6.	Test Receiver	Rohde& Schwarz	ESR	101817	Jan.10, 2015	1 Year
7.	Bilog Antenna	Schwarzbeck	VULB9163	9163-194	Jan.15, 2015	1 Year
8.	Bilog Antenna	Schwarzbeck	VULB9163	9163-323	Jan.15, 2015	1 Year
9.	Log.-Per.Antenna	Schwarzbeck	VUSLP 9111B	9111B-074	Jan.15, 2015	1 Year
10.	Biconical Broad Band Antenna	Schwarzbeck	VHBB 9124+BBA 9106	9124-617	Jan.15, 2015	1 Year
11.	Loop Antenna	Schwarzbeck	FMZB1516	1516131	Jan.15, 2015	1 Year
12.	Horn Antenna	Schwarzbeck	BBHA9120D	9120D-655	Jan.15, 2015	1 Year
13.	Horn Antenna	Schwarzbeck	BBHA9120D	9120D-1067	Jan.15, 2015	1 Year
14.	Vertical Active Monopole Antenna	Schwarzbeck	VAMP 9243	9243-370	Jan.15, 2015	1 Year
15.	RF Switching Unit+PreAMP	Compliance Direction	RSU-M2	38322	Jan.10, 2015	1 Year
16.	Pre-Amplifier	Agilent	8447D	294A10619	Jan.10, 2015	1 Year
17.	Pre-Amplifier	Rohde&Schwarz	CBLU11835 40-01	3791	Jan.10, 2015	1 Year
18.	50 Coaxial Switch	Anritsu Corp	MP59B	6200237248	Jan.10, 2015	1 Year
19.	50 Coaxial Switch	Anritsu Corp	MP59B	6200506474	Jan.10, 2015	1 Year
20.	RF Coaxial Cable	Schwarzbeck	N-5m	No.1	Jan.10, 2015	1 Year
21.	RF Coaxial Cable	Schwarzbeck	N-1m	No.6	Jan.10, 2015	1 Year
22.	RF Coaxial Cable	Schwarzbeck	N-1m	No.7	Jan.10, 2015	1 Year
23.	RF Coaxial Cable	SUHNER	N-3m	No.8	Jan.10, 2015	1 Year
24.	RF Coaxial Cable	RESENBERGER	N-3.5m	No.9	Jan.10, 2015	1 Year
25.	RF Coaxial Cable	SUHNER	N-6m	No.10	Jan.10, 2015	1 Year
26.	RF Coaxial Cable	RESENBERGER	N-12m	No.11	Jan.10, 2015	1 Year
27.	RF Coaxial Cable	RESENBERGER	N-0.5m	No.12	Jan.10, 2015	1 Year
28.	RF Coaxial Cable	SUHNER	N-2m	No.13	Jan.10, 2015	1 Year
29.	RF Coaxial Cable	SUHNER	N-0.5m	No.15	Jan.10, 2015	1 Year
30.	RF Coaxial Cable	SUHNER	N-2m	No.16	Jan.10, 2015	1 Year
31.	RF Coaxial Cable	RESENBERGER	N-6m	No.17	Jan.10, 2015	1 Year

4.2.Block Diagram of Test Setup

4.2.1. Block diagram of connection between the EUT and simulators

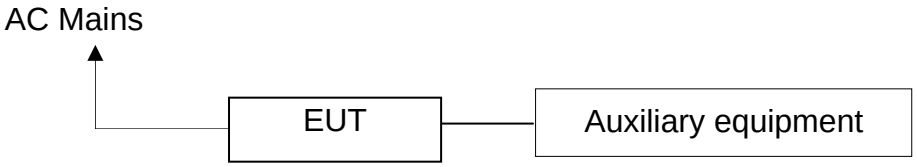

(EUT: Interactive Flat Panel)

4.2.2. Anechoic Chamber Test Setup Diagram

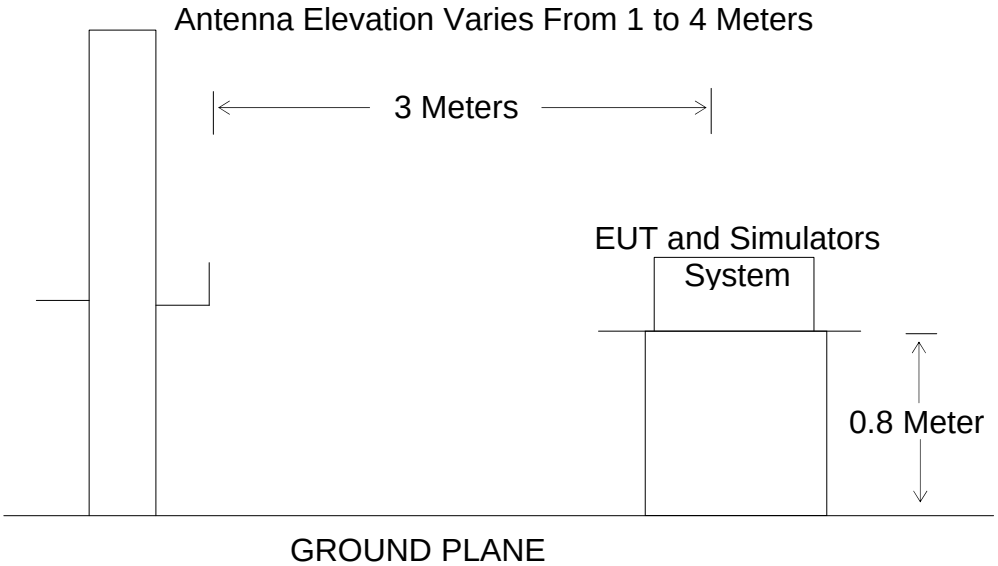

(EUT: Interactive Flat Panel)

4.3.Radiated Emission Limit (Class B)

Frequency MHz	Distance Meters	Field Strengths Limit	
		μV/m	dB(μV/m)
30-88	3	100	40.0
88-216	3	150	43.5
216-960	3	200	46.0
960-1000	3	500	54.0

Remark: (1) Emission level dB (μV) = 20 log Emission level μV/m.
(2)The smaller limit shall apply at the cross point between two frequency bands.
(3)Distance is the distance in meters between the measuring instrument antenna and the closest point of any part of the device or system.

4.4.EUT Configuration on Measurement

The following equipment is installed on Radiated Emission Measurement to meet the commission requirements and operating regulations in a manner which tends to maximize its emission characteristics in normal application.

4.4.1. Interactive Flat Panel (EUT)

Model Number**:** ST-650U
Serial Number**:** N/A
Manufacturer**:** Recordex USA, Inc.

4.5.Operating Condition of EUT

4.5.1.Setup the EUT and simulator as shown as Section 4.2.

4.5.2.Turn on the power of all equipment.

4.5.3.Let the EUT work in test mode (AV, USB, HDMI, VGA, WAN) and measure it.

4.6.Test Procedure

The EUT and its simulators are placed on a turntable, which is 0.8 meter high above ground. The turntable can rotate 360 degrees to determine the position of the maximum emission level. EUT is set 3.0 meters away from the receiving antenna, which is mounted on an antenna tower. The antenna can be moved up and down between 1.0 meter and 4 meters to find out the maximum emission level. Broadband antenna (calibrated bilog antenna) is used as receiving antenna. Both horizontal and vertical polarizations of the antenna are set on measurement. In order to find the maximum emission levels, all of the interface cables must be manipulated according to ANSI C63.4：2014 on radiated emission measurement.

The bandwidth of the EMI test receiver (R&S ESCS30) is set at 120kHz from 30MHz to 1000MHz.

The frequency range from 30MHz to 1000MHz is checked.

4.7.Radiated Emission Noise Measurement Result

PASS.

Model Number: ST-650U
Test mode: USB

Horizontal

No.	Freq. (MHz)	Reading (dBuV/m)	Factor (dB)	Result (dBuV/m)	Limit (dBuV/m)	Margin (dB)	Detector
1	77.4680	53.10	-21.50	31.60	40.00	-8.40	QP
2	114.8224	61.21	-22.34	38.87	43.50	-4.63	QP
3	385.8981	55.23	-15.76	39.47	46.00	-6.53	QP

Vertical

No.	Freq. (MHz)	Reading (dBuV/m)	Factor (dB)	Result (dBuV/m)	Limit (dBuV/m)	Margin (dB)	Detector
1	75.8520	56.26	-21.59	34.67	40.00	-5.33	QP
2	117.6814	62.19	-22.45	39.74	43.50	-3.76	QP
3	381.8519	59.52	-15.78	43.74	46.00	-2.26	QP

Above 1G

Horizontal

No.	Freq. (MHz)	Reading (dBuV/m)	Factor (dB)	Result (dBuV/m)	Limit (dBuV/m)	Margin (dB)	Detector
1	1165.580	64.34	-10.79	53.55	74.00	-20.45	peak
2	1165.580	57.30	-10.79	46.51	54.00	-7.49	AVG

Vertical

No.	Freq. (MHz)	Reading (dBuV/m)	Factor (dB)	Result (dBuV/m)	Limit (dBuV/m)	Margin (dB)	Detector
1	1165.580	61.31	-10.79	50.52	74.00	-23.48	peak
2	1165.580	54.67	-10.79	43.88	54.00	-10.12	AVG

Model Number: ST-650U
Test mode: AV

Horizontal

No.	Freq. (MHz)	Reading (dBuV/m)	Factor (dB)	Result (dBuV/m)	Limit (dBuV/m)	Margin (dB)	Detector
1	117.6814	62.06	-22.45	39.61	43.50	-3.89	QP
2	168.4043	61.82	-21.96	39.86	43.50	-3.64	QP
3	784.7128	45.35	-8.02	37.33	46.00	-8.67	QP

Vertical

No.	Freq. (MHz)	Reading (dBuV/m)	Factor (dB)	Result (dBuV/m)	Limit (dBuV/m)	Margin (dB)	Detector
1	32.4109	54.02	-17.14	36.88	40.00	-3.12	QP
2	75.5859	56.33	-21.60	34.73	40.00	-5.27	QP
3	117.6815	60.15	-22.45	37.70	43.50	-5.80	QP

Above 1G

Horizontal

No.	Freq. (MHz)	Reading (dBuV/m)	Factor (dB)	Result (dBuV/m)	Limit (dBuV/m)	Margin (dB)	Detector
1	1178.255	63.41	-10.75	52.66	74.00	-21.34	peak
2	1178.255	57.10	-10.75	46.35	54.00	-7.65	AVG

Vertical

No.	Freq. (MHz)	Reading (dBuV/m)	Factor (dB)	Result (dBuV/m)	Limit (dBuV/m)	Margin (dB)	Detector
1	1191.067	63.62	-10.71	52.91	74.00	-21.09	peak
2	1191.067	56.70	-10.71	45.99	54.00	-8.01	AVG

Model Number: ST-650U
Test mode: HDMI

Horizontal

No.	Freq. (MHz)	Reading (dBuV/m)	Factor (dB)	Result (dBuV/m)	Limit (dBuV/m)	Margin (dB)	Detector
1	117.6814	60.41	-22.45	37.96	43.50	-5.54	QP
2	354.6911	54.31	-16.09	38.22	46.00	-7.78	QP
3	741.8155	49.42	-8.79	40.63	46.00	-5.37	QP

Vertical

No.	Freq. (MHz)	Reading (dBuV/m)	Factor (dB)	Result (dBuV/m)	Limit (dBuV/m)	Margin (dB)	Detector
1	75.8520	55.30	-21.59	33.71	40.00	-6.29	QP
2	117.6814	63.81	-22.45	41.36	43.50	-2.14	QP
3	739.2136	49.81	-8.85	40.96	46.00	-5.04	QP

Above 1G

Horizontal

No.	Freq. (MHz)	Reading (dBuV/m)	Factor (dB)	Result (dBuV/m)	Limit (dBuV/m)	Margin (dB)	Detector
1	1029.261	66.89	-11.20	55.69	74.00	-18.31	peak
2	1029.261	56.37	-11.20	45.17	54.00	-8.83	AVG

Vertical

No.	Freq. (MHz)	Reading (dBuV/m)	Factor (dB)	Result (dBuV/m)	Limit (dBuV/m)	Margin (dB)	Detector
1	2371.288	55.09	-6.35	48.74	74.00	-25.26	peak
2	2371.288	46.21	-6.35	39.86	54.00	-14.14	AVG

Model Number: ST-650U
Test mode: VGA

Horizontal

No.	Freq. (MHz)	Reading (dBuV/m)	Factor (dB)	Result (dBuV/m)	Limit (dBuV/m)	Margin (dB)	Detector
1	114.8224	62.84	-22.34	40.50	43.50	-3.00	QP
2	166.6383	63.55	-22.15	41.40	43.50	-2.10	QP
3	771.0475	49.67	-8.26	41.41	46.00	-4.59	QP

Vertical

No.	Freq. (MHz)	Reading (dBuV/m)	Factor (dB)	Result (dBuV/m)	Limit (dBuV/m)	Margin (dB)	Detector
1	31.4021	54.10	-16.99	37.11	40.00	-2.89	QP
2	114.4197	63.33	-22.32	41.01	43.50	-2.49	QP
3	176.8951	62.53	-22.14	40.39	43.50	-3.11	QP

Above 1G

Horizontal

No.	Freq. (MHz)	Reading (dBuV/m)	Factor (dB)	Result (dBuV/m)	Limit (dBuV/m)	Margin (dB)	Detector
1	1157.206	63.52	-10.82	52.70	74.00	-21.30	peak
2	1157.206	56.97	-10.82	46.15	54.00	-7.85	AVG

Vertical

No.	Freq. (MHz)	Reading (dBuV/m)	Factor (dB)	Result (dBuV/m)	Limit (dBuV/m)	Margin (dB)	Detector
1	1023.710	66.71	-11.22	55.49	74.00	-18.51	peak
2	1023.710	59.70	-11.22	48.48	54.00	-5.52	AVG

Model Number: ST-650U
Test mode: WAN IN

Horizontal

No.	Freq. (MHz)	Reading (dBuV/m)	Factor (dB)	Result (dBuV/m)	Limit (dBuV/m)	Margin (dB)	Detector
1	114.8224	60.45	-22.34	38.11	43.50	-5.39	QP
2	146.8392	62.00	-23.75	38.25	43.50	-5.25	QP
3	173.2050	60.80	-22.13	38.67	43.50	-4.83	QP

Vertical

No.	Freq. (MHz)	Reading (dBuV/m)	Factor (dB)	Result (dBuV/m)	Limit (dBuV/m)	Margin (dB)	Detector
1	31.8464	52.97	-17.06	35.91	40.00	-4.09	QP
2	75.3208	57.36	-21.61	35.75	40.00	-4.25	QP
3	117.6814	60.00	-22.45	37.55	43.50	-5.95	QP

Above 1G

Horizontal

No.	Freq. (MHz)	Reading (dBuV/m)	Factor (dB)	Result (dBuV/m)	Limit (dBuV/m)	Margin (dB)	Detector
1	1348.816	61.84	-10.21	51.63	74.00	-22.37	peak
2	1348.816	54.10	-10.21	43.89	54.00	-10.11	AVG

Vertical

No.	Freq. (MHz)	Reading (dBuV/m)	Factor (dB)	Result (dBuV/m)	Limit (dBuV/m)	Margin (dB)	Detector
1	1186.781	66.29	-10.73	55.56	74.00	-18.44	peak
2	1186.781	59.10	-10.73	48.37	54.00	-5.63	AVG

ACCURATE TECHNOLOGY CO., LTD.
F1,Bldg,A,Changyuan New Material Port Keyuan Rd,
Science & Industry Park,Nanshan Shenzhen,P.R.China
Site: 1# Chamber
Tel:+86-0755-26503290
Fax:+86-0755-26503396

Job No.: STAR2015 #780	Polarization: Horizontal
Standard: FCC Class B 3M Radiated	Power Source: AC 120V/60Hz
Test item: Radiation Test	Date: 15/06/05/
Temp.(C)/Hum.(%) 25 C / 55 %	Time: 13/49/12
EUT: Interactive Flat Panel	Engineer Signature:
Mode: USB Playing	Distance: 3m
Model: ST-650	
Manufacturer: Recordex	

Note: Report No.:ATE20151180

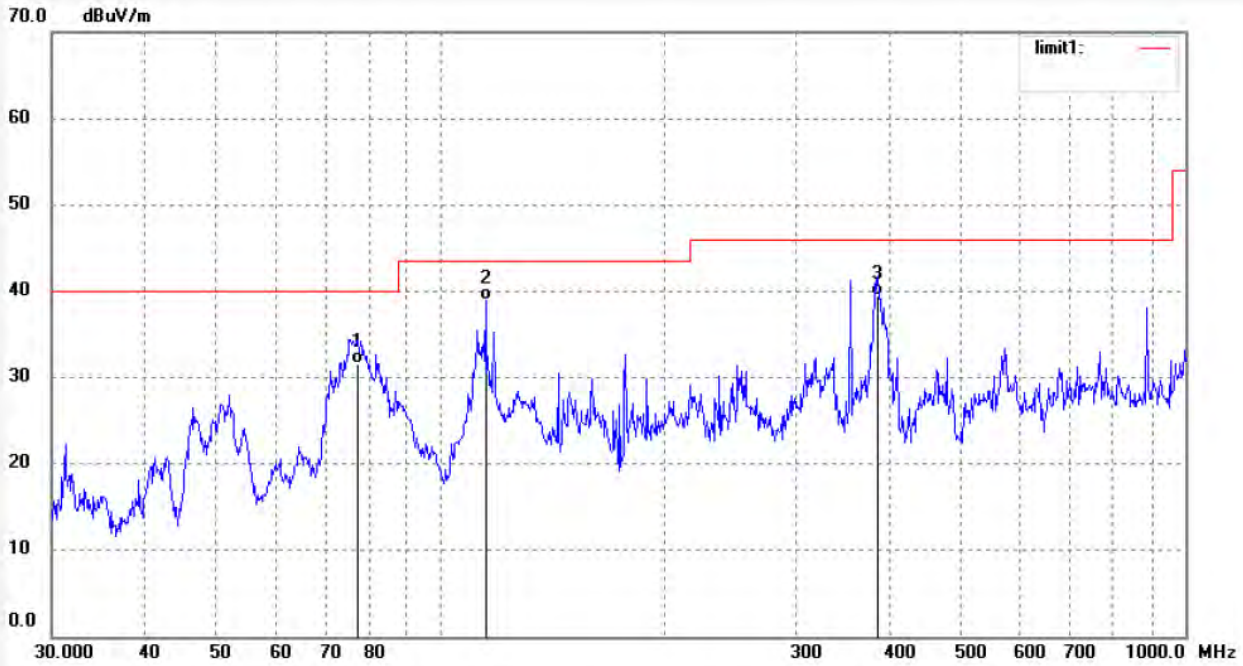

No.	Freq. (MHz)	Reading (dBuV/m)	Factor (dB)	Result (dBuV/m)	Limit (dBuV/m)	Margin (dB)	Detector	Height (cm)	Degree (deg.)	Remark
1	77.4680	53.10	-21.50	31.60	40.00	-8.40	QP			
2	114.8224	61.21	-22.34	38.87	43.50	-4.63	QP			
3	385.8981	55.23	-15.76	39.47	46.00	-6.53	QP			

ACCURATE TECHNOLOGY CO., LTD.
F1,Bldg,A,Changyuan New Material Port Keyuan Rd,
Science & Industry Park,Nanshan Shenzhen,P.R.China
Site: 1# Chamber
Tel:+86-0755-26503290
Fax:+86-0755-26503396

Job No.: STAR2015 #781	Polarization: Vertical
Standard: FCC Class B 3M Radiated	Power Source: AC 120V/60Hz
Test item: Radiation Test	Date: 15/06/05/
Temp.(C)/Hum.(%) 25 C / 55 %	Time: 13/53/11
EUT: Interactive Flat Panel	Engineer Signature:
Mode: USB Playing	Distance: 3m
Model: ST-650	
Manufacturer: Recordex	

Note: Report No.:ATE20151180

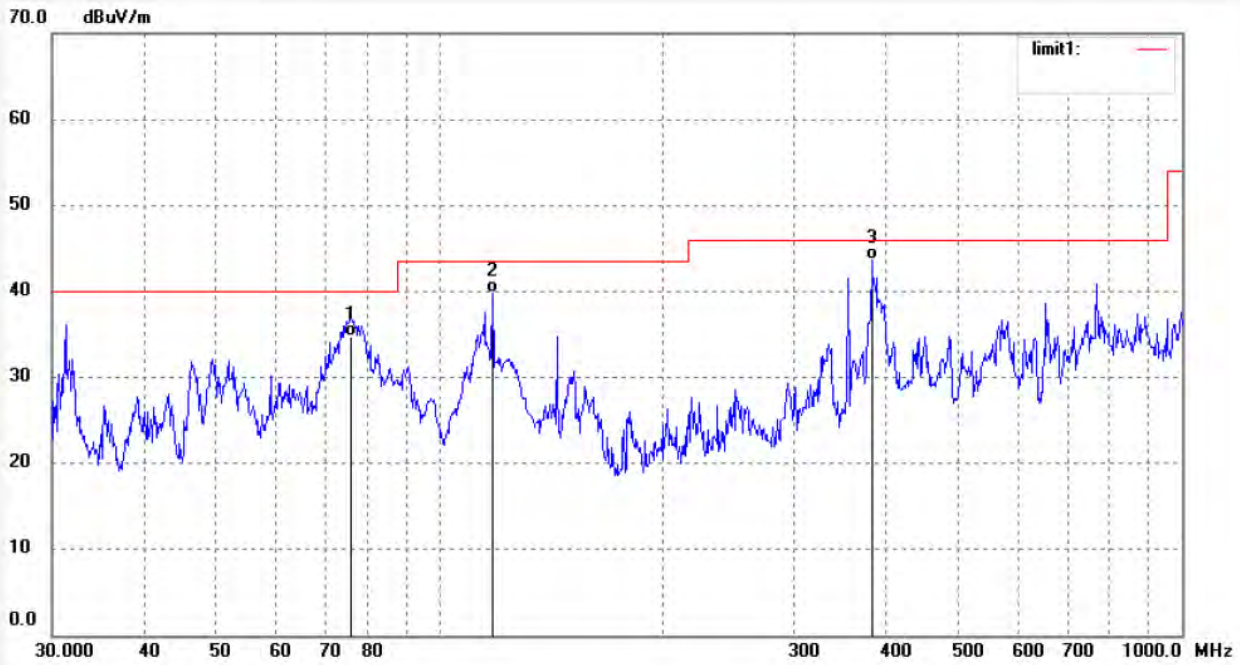

No.	Freq. (MHz)	Reading (dBuV/m)	Factor (dB)	Result (dBuV/m)	Limit (dBuV/m)	Margin (dB)	Detector	Height (cm)	Degree (deg.)	Remark
1	75.8520	56.26	-21.59	34.67	40.00	-5.33	QP			
2	117.6814	62.19	-22.45	39.74	43.50	-3.76	QP			
3	381.8519	59.52	-15.78	43.74	46.00	-2.26	QP			

ACCURATE TECHNOLOGY CO., LTD.
F1,Bldg,A,Changyuan New Material Port Keyuan Rd,
Science & Industry Park,Nanshan Shenzhen,P.R.China
Site: 1# Chamber
Tel:+86-0755-26503290
Fax:+86-0755-26503396

Job No.: STAR2015 #782
Standard: FCC Class B 3M Radiated
Test item: Radiation Test
Temp.(C)/Hum.(%) 25 C / 55 %
EUT: Interactive Flat Panel
Mode: VGA
Model: ST-650
Manufacturer: Recordex

Polarization: Vertical
Power Source: AC 120V/60Hz
Date: 15/06/05/
Time: 13/58/38
Engineer Signature:
Distance: 3m

Note: Report No.:ATE20151180

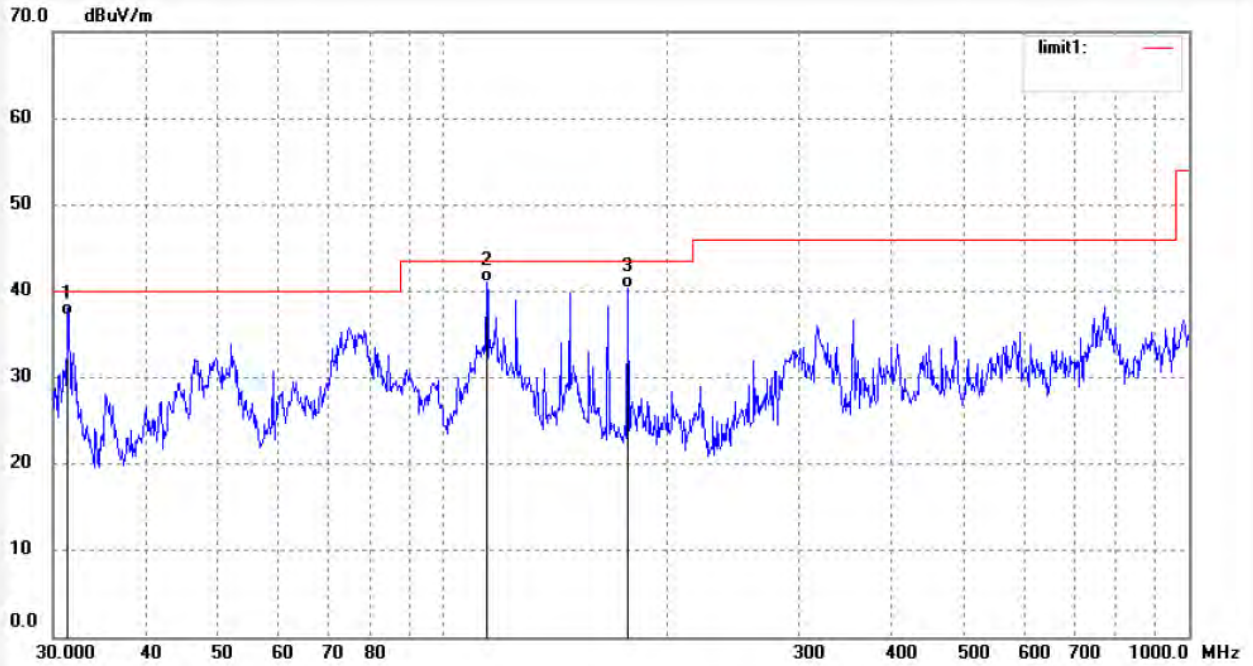

No.	Freq. (MHz)	Reading (dBuV/m)	Factor (dB)	Result (dBuV/m)	Limit (dBuV/m)	Margin (dB)	Detector	Height (cm)	Degree (deg.)	Remark
1	31.4021	54.10	-16.99	37.11	40.00	-2.89	QP			
2	114.4197	63.33	-22.32	41.01	43.50	-2.49	QP			
3	176.8951	62.53	-22.14	40.39	43.50	-3.11	QP			

ACCURATE TECHNOLOGY CO., LTD.
F1,Bldg,A,Changyuan New Material Port Keyuan Rd,
Science & Industry Park,Nanshan Shenzhen,P.R.China
Site: 1# Chamber
Tel:+86-0755-26503290
Fax:+86-0755-26503396

Job No.: STAR2015 #783	Polarization: Horizontal
Standard: FCC Class B 3M Radiated	Power Source: AC 120V/60Hz
Test item: Radiation Test	Date: 15/06/05/
Temp.(C)/Hum.(%) 25 C / 55 %	Time: 14/03/43
EUT: Interactive Flat Panel	Engineer Signature:
Mode: VGA	Distance: 3m
Model: ST-650	
Manufacturer: Recordex	

Note: Report No.:ATE20151180

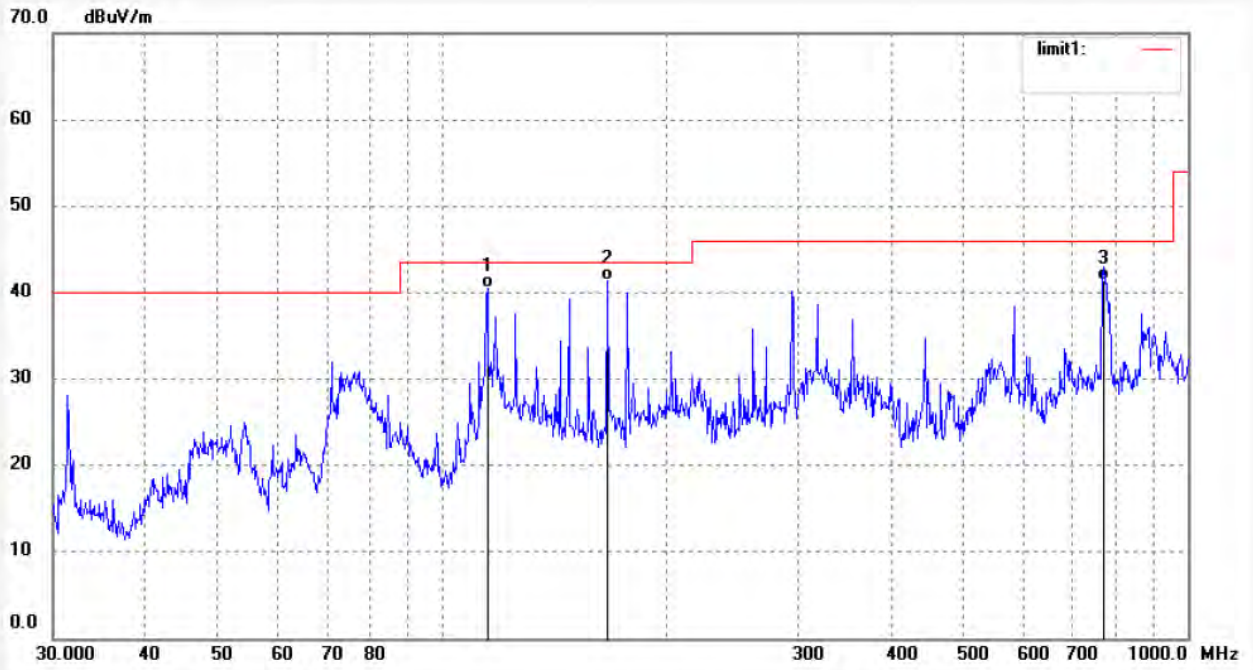

No.	Freq. (MHz)	Reading (dBuV/m)	Factor (dB)	Result (dBuV/m)	Limit (dBuV/m)	Margin (dB)	Detector	Height (cm)	Degree (deg.)	Remark
1	114.8224	62.84	-22.34	40.50	43.50	-3.00	QP			
2	166.6383	63.55	-22.15	41.40	43.50	-2.10	QP			
3	771.0475	49.67	-8.26	41.41	46.00	-4.59	QP			

ACCURATE TECHNOLOGY CO., LTD.
F1,Bldg,A,Changyuan New Material Port Keyuan Rd,
Science & Industry Park,Nanshan Shenzhen,P.R.China
Site: 1# Chamber
Tel:+86-0755-26503290
Fax:+86-0755-26503396

Job No.: STAR2015 #784	Polarization: Horizontal
Standard: FCC Class B 3M Radiated	Power Source: AC 120V/60Hz
Test item: Radiation Test	Date: 15/06/05/
Temp.(C)/Hum.(%) 25 C / 55 %	Time: 14/07/27
EUT: Interactive Flat Panel	Engineer Signature:
Mode: WAN IN	Distance: 3m
Model: ST-650	
Manufacturer: Recordex	

Note: Report No.:ATE20151180

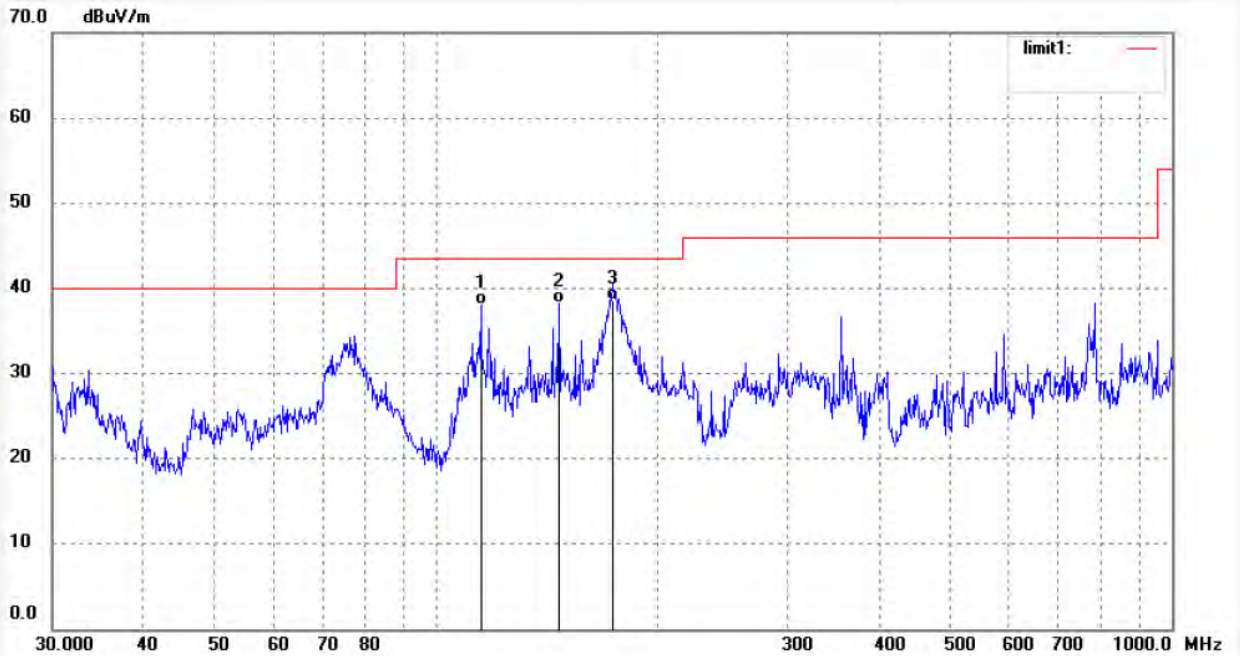

No.	Freq. (MHz)	Reading (dBuV/m)	Factor (dB)	Result (dBuV/m)	Limit (dBuV/m)	Margin (dB)	Detector	Height (cm)	Degree (deg.)	Remark
1	114.8224	60.45	-22.34	38.11	43.50	-5.39	QP			
2	146.8392	62.00	-23.75	38.25	43.50	-5.25	QP			
3	173.2050	60.80	-22.13	38.67	43.50	-4.83	QP			

ACCURATE TECHNOLOGY CO., LTD.
F1,Bldg,A,Changyuan New Material Port Keyuan Rd,
Science & Industry Park,Nanshan Shenzhen,P.R.China
Site: 1# Chamber
Tel:+86-0755-26503290
Fax:+86-0755-26503396

Job No.: STAR2015 #785	Polarization: Vertical
Standard: FCC Class B 3M Radiated	Power Source: AC 120V/60Hz
Test item: Radiation Test	Date: 15/06/05/
Temp.(C)/Hum.(%) 25 C / 55 %	Time: 14/11/25
EUT: Interactive Flat Panel	Engineer Signature:
Mode: WAN IN	Distance: 3m
Model: ST-650	
Manufacturer: Recordex	

Note: Report No.:ATE20151180

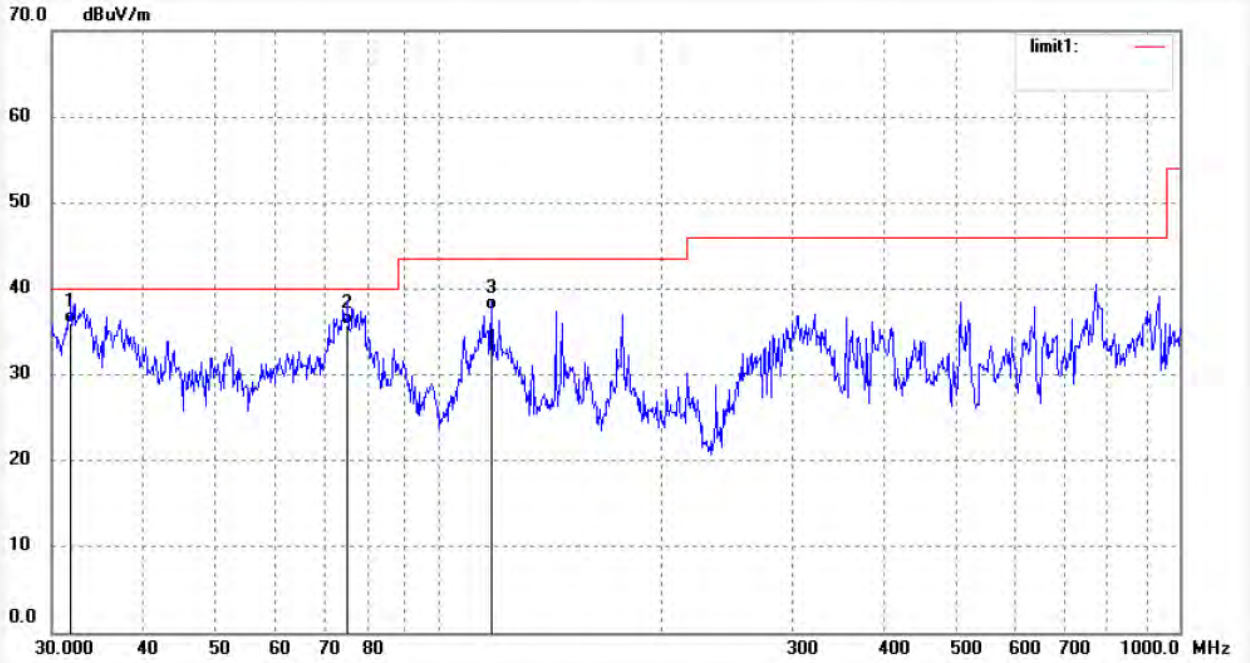

No.	Freq. (MHz)	Reading (dBuV/m)	Factor (dB)	Result (dBuV/m)	Limit (dBuV/m)	Margin (dB)	Detector	Height (cm)	Degree (deg.)	Remark
1	31.8464	52.97	-17.06	35.91	40.00	-4.09	QP			
2	75.3208	57.36	-21.61	35.75	40.00	-4.25	QP			
3	117.6814	60.00	-22.45	37.55	43.50	-5.95	QP			

ACCURATE TECHNOLOGY CO., LTD.
F1,Bldg,A,Changyuan New Material Port Keyuan Rd,
Science & Industry Park,Nanshan Shenzhen,P.R.China
Site: 1# Chamber
Tel:+86-0755-26503290
Fax:+86-0755-26503396

Job No.: STAR2015 #786	Polarization: Vertical
Standard: FCC Class B 3M Radiated	Power Source: AC 120V/60Hz
Test item: Radiation Test	Date: 15/06/05/
Temp.(C)/Hum.(%) 25 C / 55 %	Time: 14/15/24
EUT: Interactive Flat Panel	Engineer Signature:
Mode: AV IN	Distance: 3m
Model: ST-650	
Manufacturer: Recordex	

Note: Report No.:ATE20151180

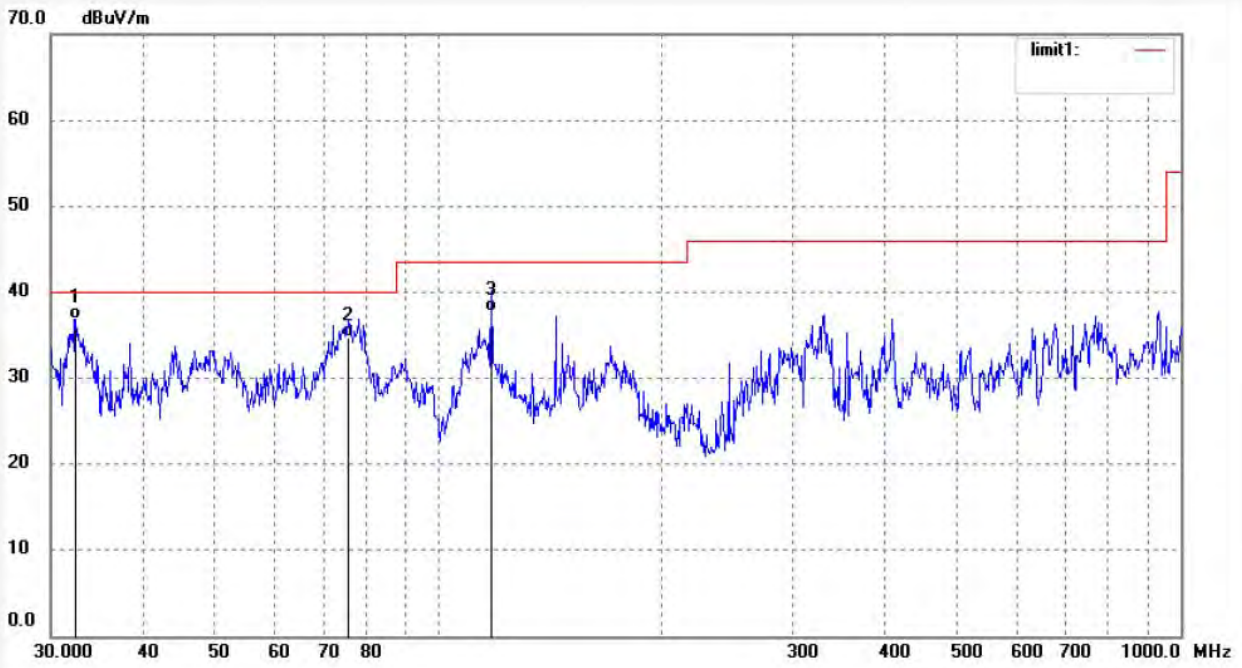

No.	Freq. (MHz)	Reading (dBuV/m)	Factor (dB)	Result (dBuV/m)	Limit (dBuV/m)	Margin (dB)	Detector	Height (cm)	Degree (deg.)	Remark
1	32.4109	54.02	-17.14	36.88	40.00	-3.12	QP			
2	75.5859	56.33	-21.60	34.73	40.00	-5.27	QP			
3	117.6815	60.15	-22.45	37.70	43.50	-5.80	QP			

ACCURATE TECHNOLOGY CO., LTD.
F1,Bldg,A,Changyuan New Material Port Keyuan Rd,
Science & Industry Park,Nanshan Shenzhen,P.R.China
Site: 1# Chamber
Tel:+86-0755-26503290
Fax:+86-0755-26503396

Job No.: STAR2015 #787	Polarization: Horizontal
Standard: FCC Class B 3M Radiated	Power Source: AC 120V/60Hz
Test item: Radiation Test	Date: 15/06/05/
Temp.(C)/Hum.(%) 25 C / 55 %	Time: 14/18/41
EUT: Interactive Flat Panel	Engineer Signature:
Mode: AV IN	Distance: 3m
Model: ST-650	
Manufacturer: Recordex	

Note: Report No.:ATE20151180

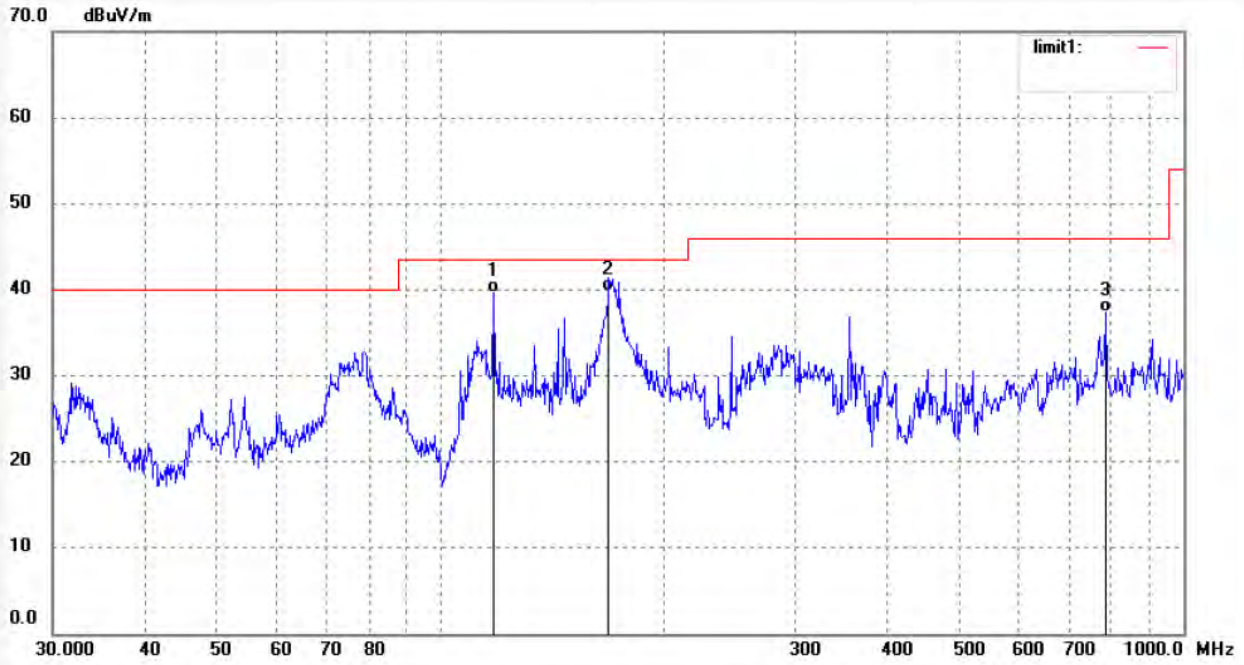

No.	Freq. (MHz)	Reading (dBuV/m)	Factor (dB)	Result (dBuV/m)	Limit (dBuV/m)	Margin (dB)	Detector	Height (cm)	Degree (deg.)	Remark
1	117.6814	62.06	-22.45	39.61	43.50	-3.89	QP			
2	168.4043	61.82	-21.96	39.86	43.50	-3.64	QP			
3	784.7128	45.35	-8.02	37.33	46.00	-8.67	QP			

ACCURATE TECHNOLOGY CO., LTD.
F1,Bldg,A,Changyuan New Material Port Keyuan Rd,
Science & Industry Park,Nanshan Shenzhen,P.R.China
Site: 1# Chamber
Tel:+86-0755-26503290
Fax:+86-0755-26503396

Job No.: STAR2015 #788
Standard: FCC Class B 3M Radiated
Test item: Radiation Test
Temp.(C)/Hum.(%) 25 C / 55 %
EUT: Interactive Flat Panel
Mode: HDMI IN
Model: ST-650
Manufacturer: Recordex

Polarization: Horizontal
Power Source: AC 120V/60Hz
Date: 15/06/05/
Time: 14/22/38
Engineer Signature:
Distance: 3m

Note: Report No.:ATE20151180

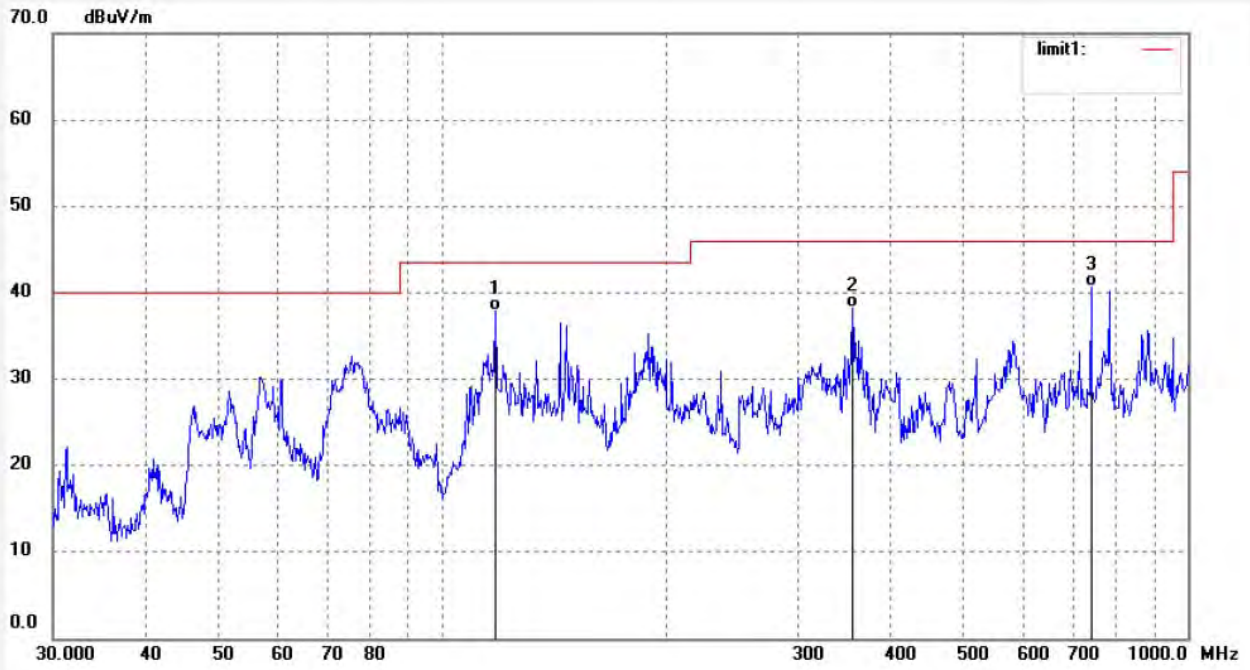

No.	Freq. (MHz)	Reading (dBuV/m)	Factor (dB)	Result (dBuV/m)	Limit (dBuV/m)	Margin (dB)	Detector	Height (cm)	Degree (deg.)	Remark
1	117.6814	60.41	-22.45	37.96	43.50	-5.54	QP			
2	354.6911	54.31	-16.09	38.22	46.00	-7.78	QP			
3	741.8155	49.42	-8.79	40.63	46.00	-5.37	QP			

ACCURATE TECHNOLOGY CO., LTD.
F1,Bldg,A,Changyuan New Material Port Keyuan Rd,
Science & Industry Park,Nanshan Shenzhen,P.R.China
Site: 1# Chamber
Tel:+86-0755-26503290
Fax:+86-0755-26503396

Job No.: STAR2015 #789	Polarization: Vertical
Standard: FCC Class B 3M Radiated	Power Source: AC 120V/60Hz
Test item: Radiation Test	Date: 15/06/05/
Temp.(C)/Hum.(%) 25 C / 55 %	Time: 14/26/27
EUT: Interactive Flat Panel	Engineer Signature:
Mode: HDMI IN	Distance: 3m
Model: ST-650	
Manufacturer: Recordex	

Note: Report No.:ATE20151180

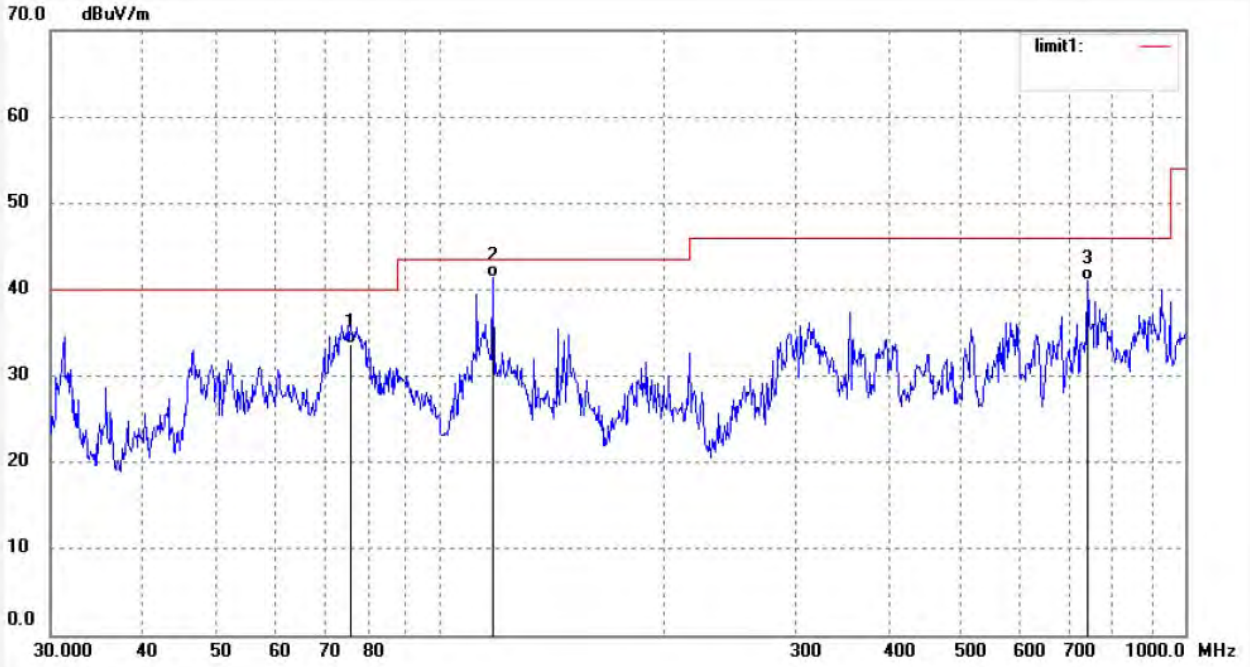

No.	Freq. (MHz)	Reading (dBuV/m)	Factor (dB)	Result (dBuV/m)	Limit (dBuV/m)	Margin (dB)	Detector	Height (cm)	Degree (deg.)	Remark
1	75.8520	55.30	-21.59	33.71	40.00	-6.29	QP			
2	117.6814	63.81	-22.45	41.36	43.50	-2.14	QP			
3	739.2136	49.81	-8.85	40.96	46.00	-5.04	QP			

ACCURATE TECHNOLOGY CO., LTD.
F1,Bldg,A,Changyuan New Material Port Keyuan Rd,
Science & Industry Park,Nanshan Shenzhen,P.R.China
Site: 1# Chamber
Tel:+86-0755-26503290
Fax:+86-0755-26503396

Job No.: STAR2015 #790	Polarization: Horizontal
Standard: FCC PK	Power Source: AC 120V/60Hz
Test item: Radiation Test	Date: 15/06/05/
Temp.(C)/Hum.(%) 25 C / 55 %	Time: 14/40/31
EUT: Interactive Flat Panel	Engineer Signature:
Mode: HDMI IN	Distance: 3m
Model: ST-650	
Manufacturer: Recordex	

Note: Report No.:ATE20151180

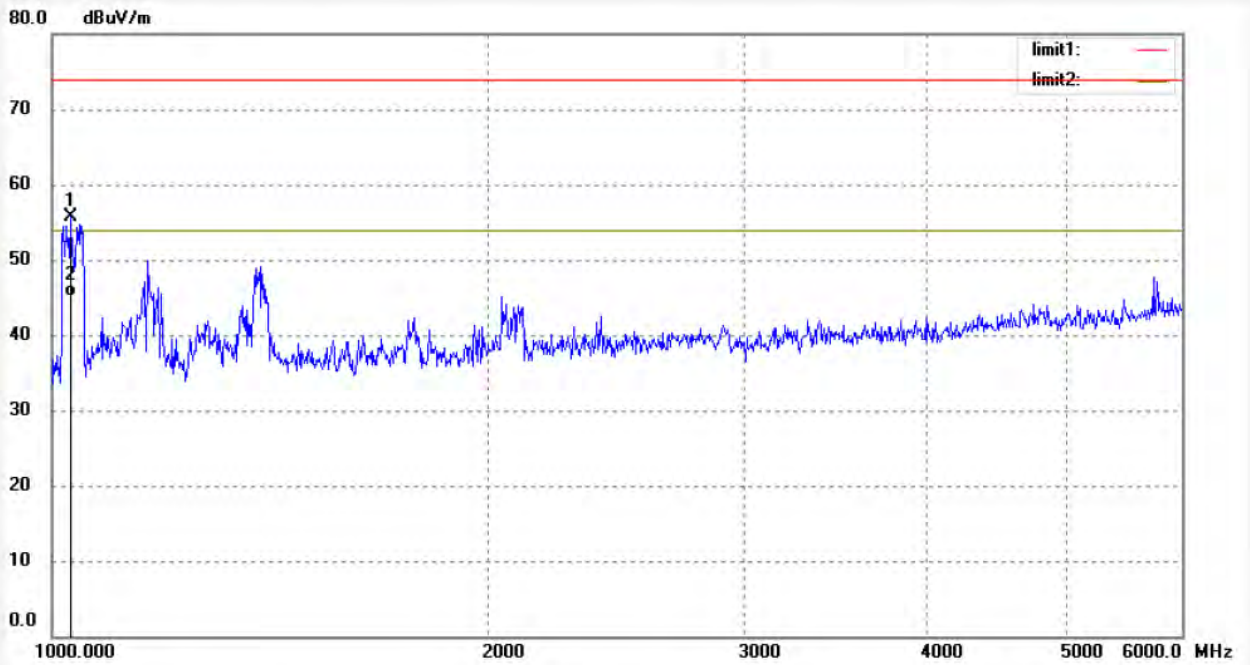

No.	Freq. (MHz)	Reading (dBuV/m)	Factor (dB)	Result (dBuV/m)	Limit (dBuV/m)	Margin (dB)	Detector	Height (cm)	Degree (deg.)	Remark
1	1029.261	66.89	-11.20	55.69	74.00	-18.31	peak			
2	1029.261	56.37	-11.20	45.17	54.00	-8.83	AVG			

ACCURATE TECHNOLOGY CO., LTD.
F1,Bldg,A,Changyuan New Material Port Keyuan Rd,
Science & Industry Park,Nanshan Shenzhen,P.R.China
Site: 1# Chamber
Tel:+86-0755-26503290
Fax:+86-0755-26503396

Job No.: STAR2015 #791	Polarization: Vertical
Standard: FCC PK	Power Source: AC 120V/60Hz
Test item: Radiation Test	Date: 15/06/05/
Temp.(C)/Hum.(%) 25 C / 55 %	Time: 14/45/26
EUT: Interactive Flat Panel	Engineer Signature:
Mode: HDMI IN	Distance: 3m
Model: ST-650	
Manufacturer: Recordex	

Note: Report No.:ATE20151180

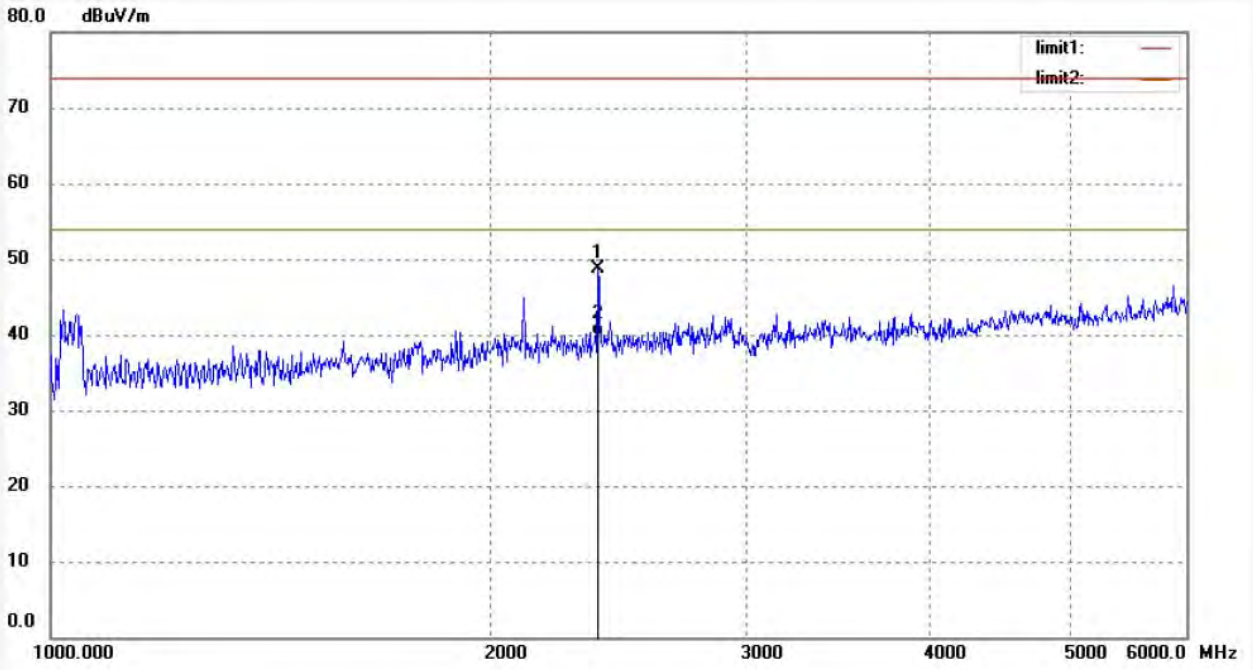

No.	Freq. (MHz)	Reading (dBuV/m)	Factor (dB)	Result (dBuV/m)	Limit (dBuV/m)	Margin (dB)	Detector	Height (cm)	Degree (deg.)	Remark
1	2371.288	55.09	-6.35	48.74	74.00	-25.26	peak			
2	2371.288	46.21	-6.35	39.86	54.00	-14.14	AVG			

ACCURATE TECHNOLOGY CO., LTD.
F1,Bldg,A,Changyuan New Material Port Keyuan Rd,
Science & Industry Park,Nanshan Shenzhen,P.R.China
Site: 1# Chamber
Tel:+86-0755-26503290
Fax:+86-0755-26503396

Job No.: STAR2015 #792	Polarization: Vertical
Standard: FCC PK	Power Source: AC 120V/60Hz
Test item: Radiation Test	Date: 15/06/05/
Temp.(C)/Hum.(%) 25 C / 55 %	Time: 14/49/48
EUT: Interactive Flat Panel	Engineer Signature:
Mode: AV IN	Distance: 3m
Model: ST-650	
Manufacturer: Recordex	

Note: Report No.:ATE20151180

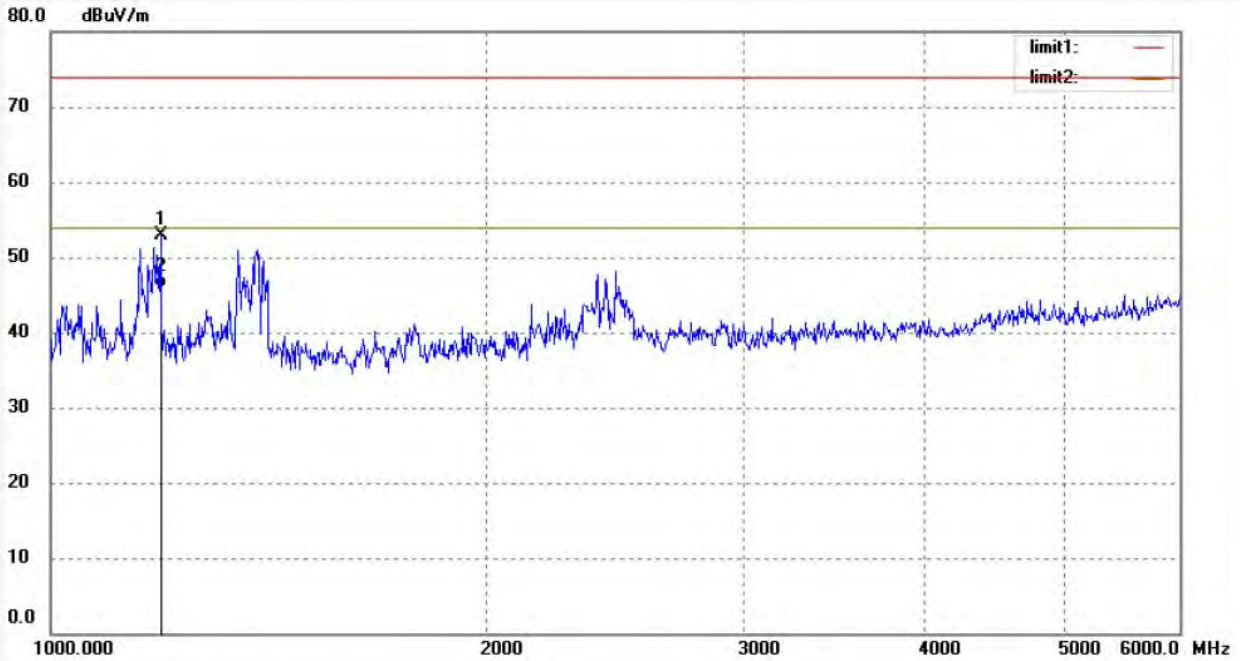

No.	Freq. (MHz)	Reading (dBuV/m)	Factor (dB)	Result (dBuV/m)	Limit (dBuV/m)	Margin (dB)	Detector	Height (cm)	Degree (deg.)	Remark
1	1191.067	63.62	-10.71	52.91	74.00	-21.09	peak			
2	1191.067	56.70	-10.71	45.99	54.00	-8.01	AVG			

ACCURATE TECHNOLOGY CO., LTD.
F1,Bldg,A,Changyuan New Material Port Keyuan Rd,
Science & Industry Park,Nanshan Shenzhen,P.R.China
Site: 1# Chamber
Tel:+86-0755-26503290
Fax:+86-0755-26503396

Job No.: STAR2015 #793	Polarization: Horizontal
Standard: FCC PK	Power Source: AC 120V/60Hz
Test item: Radiation Test	Date: 15/06/05/
Temp.(C)/Hum.(%) 25 C / 55 %	Time: 14/53/37
EUT: Interactive Flat Panel	Engineer Signature:
Mode: AV IN	Distance: 3m
Model: ST-650	
Manufacturer: Recordex	

Note: Report No.:ATE20151180

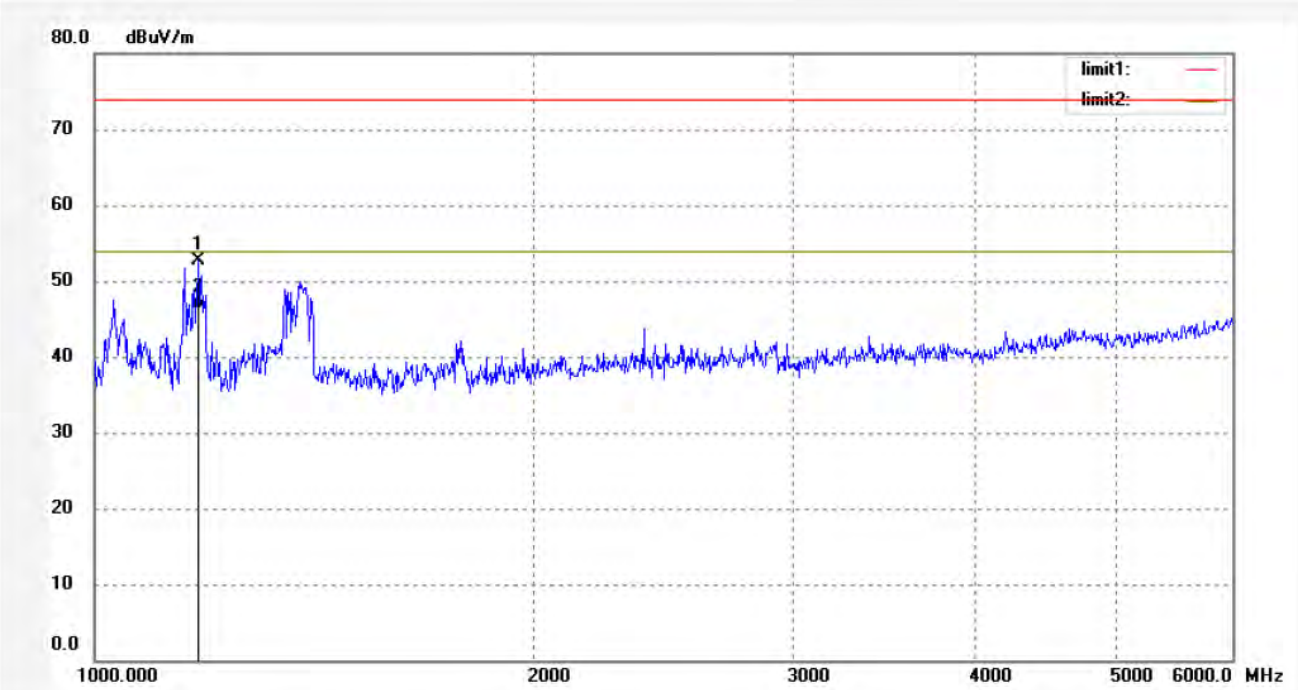

No.	Freq. (MHz)	Reading (dBuV/m)	Factor (dB)	Result (dBuV/m)	Limit (dBuV/m)	Margin (dB)	Detector	Height (cm)	Degree (deg.)	Remark
1	1178.255	63.41	-10.75	52.66	74.00	-21.34	peak			
2	1178.255	57.10	-10.75	46.35	54.00	-7.65	AVG			

ACCURATE TECHNOLOGY CO., LTD.
F1,Bldg,A,Changyuan New Material Port Keyuan Rd,
Science & Industry Park,Nanshan Shenzhen,P.R.China
Site: 1# Chamber
Tel:+86-0755-26503290
Fax:+86-0755-26503396

Job No.: STAR2015 #794	Polarization: Horizontal
Standard: FCC PK	Power Source: AC 120V/60Hz
Test item: Radiation Test	Date: 15/06/05/
Temp.(C)/Hum.(%) 25 C / 55 %	Time: 14/58/54
EUT: Interactive Flat Panel	Engineer Signature:
Mode: WAN IN	Distance: 3m
Model: ST-650	
Manufacturer: Recordex	

Note: Report No.:ATE20151180

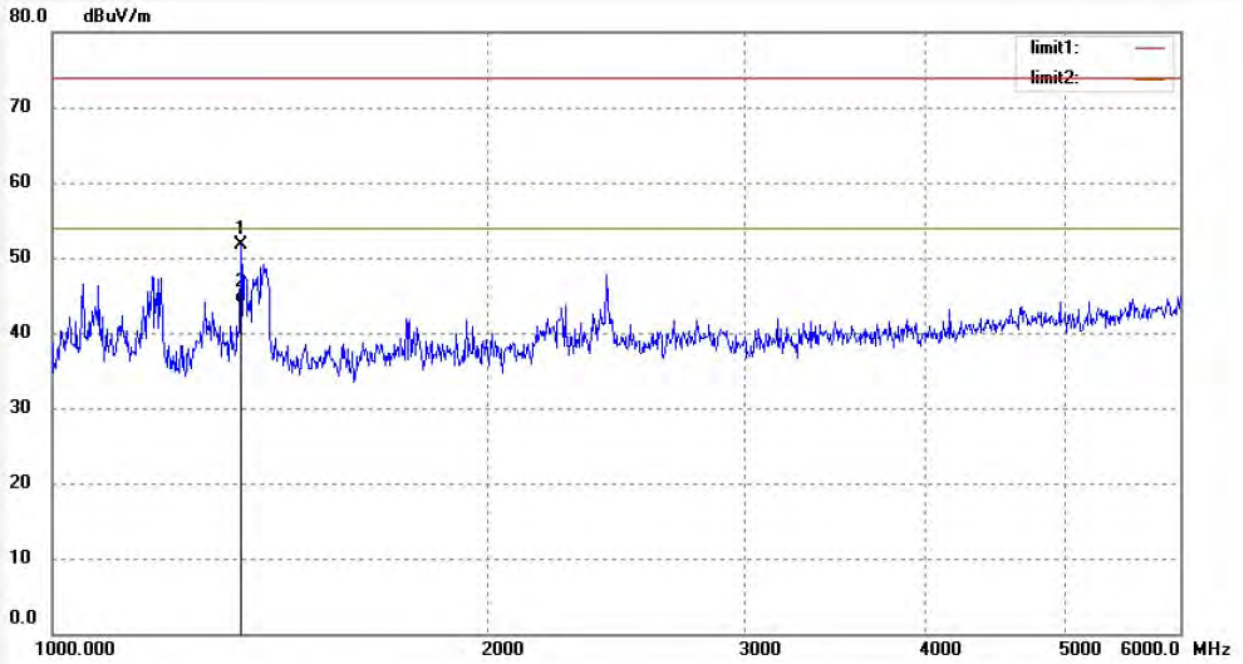

No.	Freq. (MHz)	Reading (dBuV/m)	Factor (dB)	Result (dBuV/m)	Limit (dBuV/m)	Margin (dB)	Detector	Height (cm)	Degree (deg.)	Remark
1	1348.816	61.84	-10.21	51.63	74.00	-22.37	peak			
2	1348.816	54.10	-10.21	43.89	54.00	-10.11	AVG			

ACCURATE TECHNOLOGY CO., LTD.
F1,Bldg,A,Changyuan New Material Port Keyuan Rd,
Science & Industry Park,Nanshan Shenzhen,P.R.China
Site: 1# Chamber
Tel:+86-0755-26503290
Fax:+86-0755-26503396

Job No.: STAR2015 #795
Standard: FCC PK
Test item: Radiation Test
Temp.(C)/Hum.(%) 25 C / 55 %
EUT: Interactive Flat Panel
Mode: WAN IN
Model: ST-650
Manufacturer: Recordex

Polarization: Vertical
Power Source: AC 120V/60Hz
Date: 15/06/05/
Time: 15/03/38
Engineer Signature:
Distance: 3m

Note: Report No.:ATE20151180

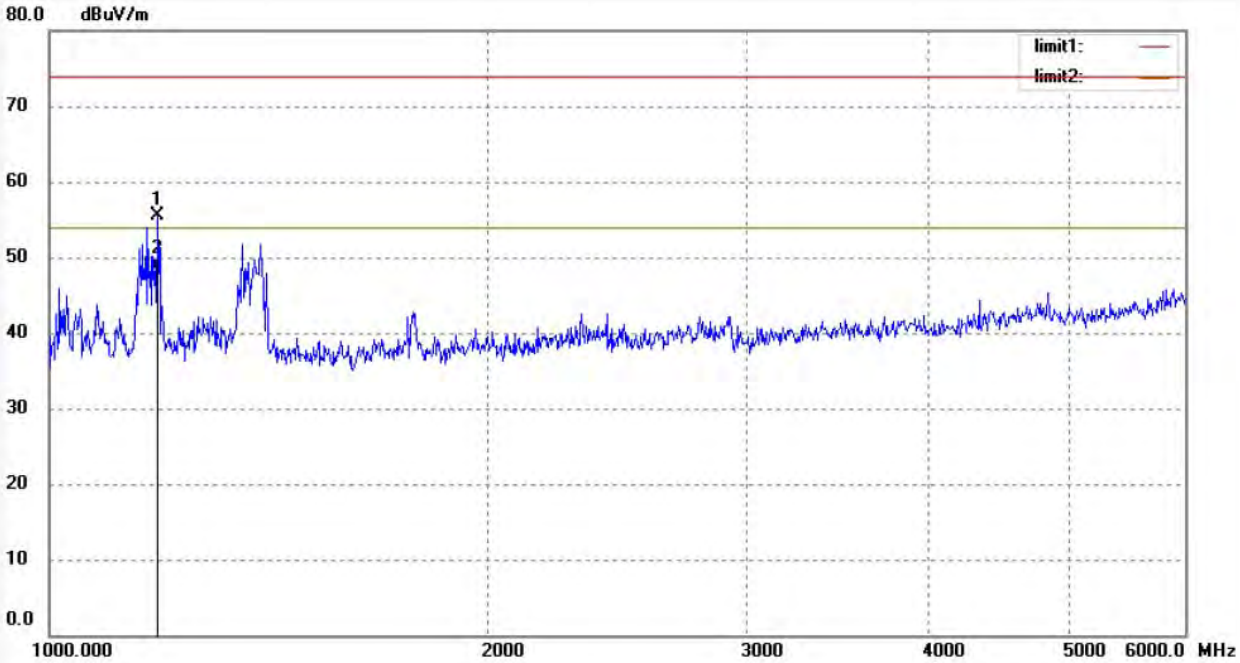

No.	Freq. (MHz)	Reading (dBuV/m)	Factor (dB)	Result (dBuV/m)	Limit (dBuV/m)	Margin (dB)	Detector	Height (cm)	Degree (deg.)	Remark
1	1186.781	66.29	-10.73	55.56	74.00	-18.44	peak			
2	1186.781	59.10	-10.73	48.37	54.00	-5.63	AVG			

ACCURATE TECHNOLOGY CO., LTD.
F1,Bldg,A,Changyuan New Material Port Keyuan Rd,
Science & Industry Park,Nanshan Shenzhen,P.R.China
Site: 1# Chamber
Tel:+86-0755-26503290
Fax:+86-0755-26503396

Job No.: STAR2015 #796	Polarization: Vertical
Standard: FCC PK	Power Source: AC 120V/60Hz
Test item: Radiation Test	Date: 15/06/05/
Temp.(C)/Hum.(%) 25 C / 55 %	Time: 15/07/14
EUT: Interactive Flat Panel	Engineer Signature:
Mode: VGA	Distance: 3m
Model: ST-650	
Manufacturer: Recordex	

Note: Report No.:ATE20151180

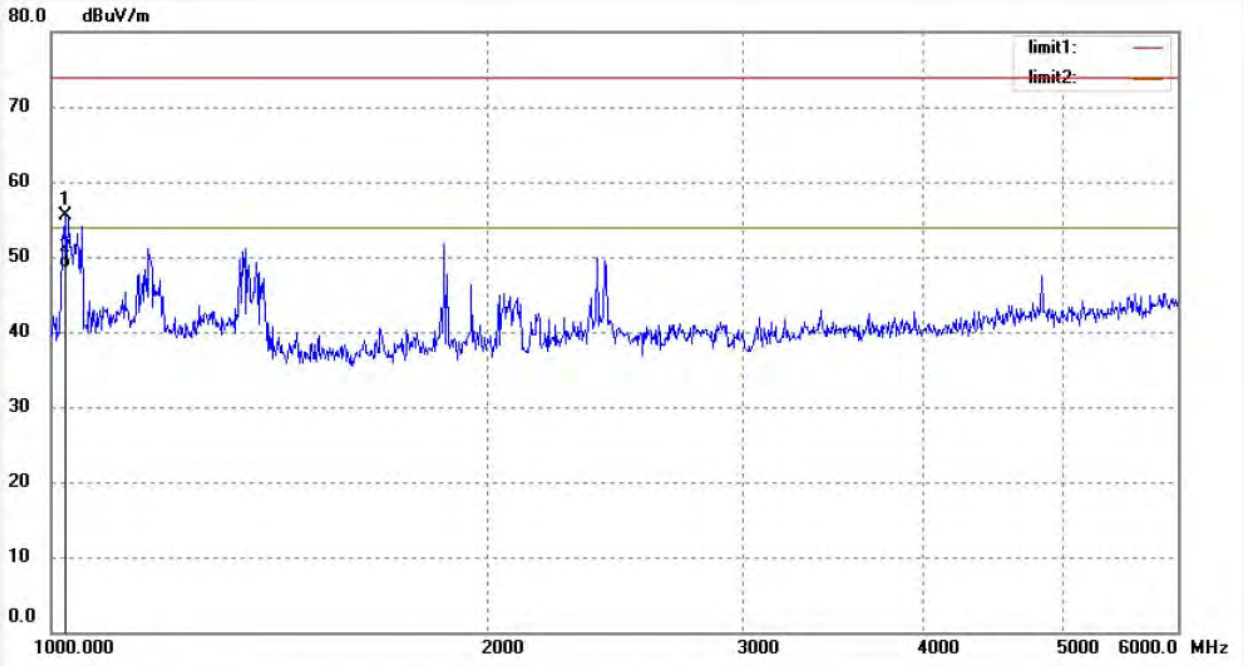

No.	Freq. (MHz)	Reading (dBuV/m)	Factor (dB)	Result (dBuV/m)	Limit (dBuV/m)	Margin (dB)	Detector	Height (cm)	Degree (deg.)	Remark
1	1023.710	66.71	-11.22	55.49	74.00	-18.51	peak			
2	1023.710	59.70	-11.22	48.48	54.00	-5.52	AVG			

ACCURATE TECHNOLOGY CO., LTD.
F1,Bldg,A,Changyuan New Material Port Keyuan Rd,
Science & Industry Park,Nanshan Shenzhen,P.R.China
Site: 1# Chamber
Tel:+86-0755-26503290
Fax:+86-0755-26503396

Job No.: STAR2015 #797
Standard: FCC PK
Test item: Radiation Test
Temp.(C)/Hum.(%) 25 C / 55 %
EUT: Interactive Flat Panel
Mode: VGA
Model: ST-650
Manufacturer: Recordex

Polarization: Horizontal
Power Source: AC 120V/60Hz
Date: 15/06/05/
Time: 15/12/50
Engineer Signature:
Distance: 3m

Note: Report No.:ATE20151180

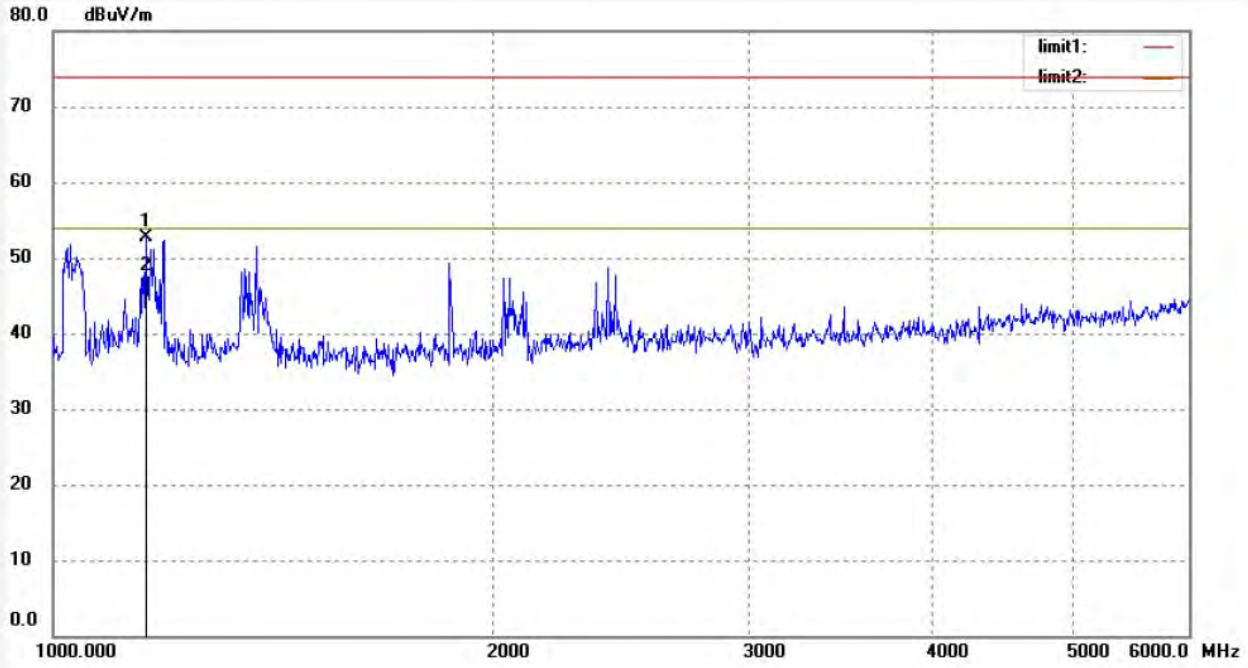

No.	Freq. (MHz)	Reading (dBuV/m)	Factor (dB)	Result (dBuV/m)	Limit (dBuV/m)	Margin (dB)	Detector	Height (cm)	Degree (deg.)	Remark
1	1157.206	63.52	-10.82	52.70	74.00	-21.30	peak			
2	1157.206	56.97	-10.82	46.15	54.00	-7.85	AVG			

ACCURATE TECHNOLOGY CO., LTD.
F1,Bldg,A,Changyuan New Material Port Keyuan Rd,
Science & Industry Park,Nanshan Shenzhen,P.R.China
Site: 1# Chamber
Tel:+86-0755-26503290
Fax:+86-0755-26503396

Job No.: STAR2015 #798	Polarization: Horizontal
Standard: FCC PK	Power Source: AC 120V/60Hz
Test item: Radiation Test	Date: 15/06/05/
Temp.(C)/Hum.(%) 25 C / 55 %	Time: 15/16/21
EUT: Interactive Flat Panel	Engineer Signature:
Mode: USB Playing	Distance: 3m
Model: ST-650	
Manufacturer: Recordex	

Note: Report No.:ATE20151180

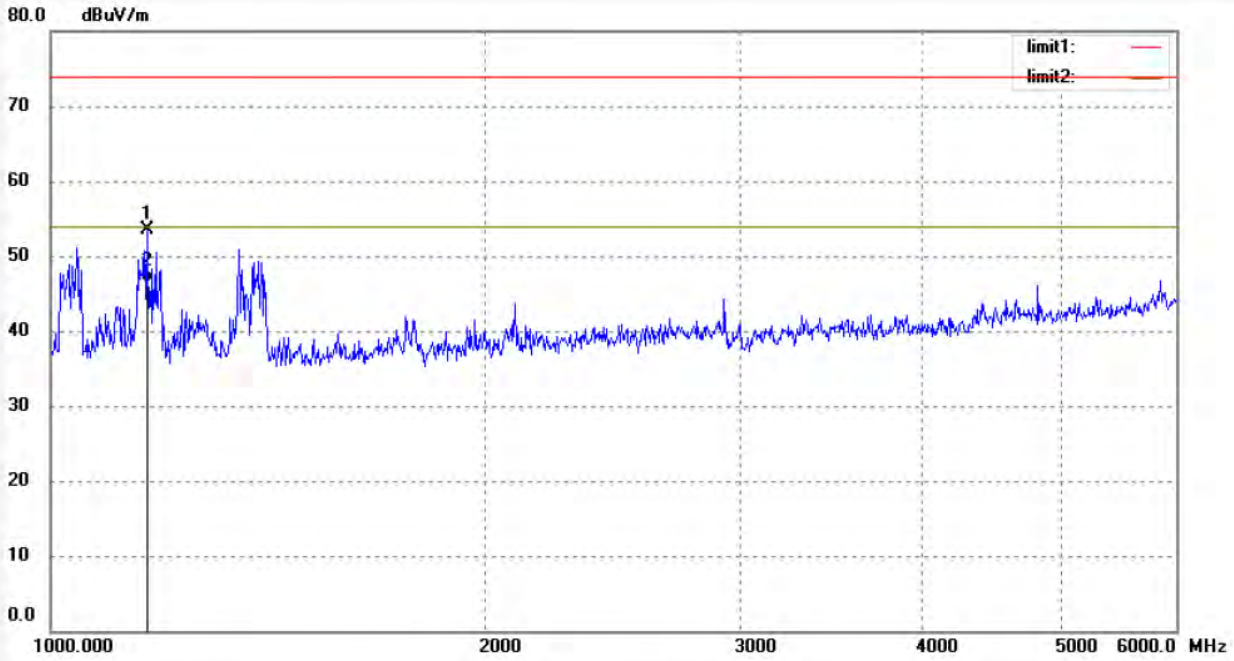

No.	Freq. (MHz)	Reading (dBuV/m)	Factor (dB)	Result (dBuV/m)	Limit (dBuV/m)	Margin (dB)	Detector	Height (cm)	Degree (deg.)	Remark
1	1165.580	64.34	-10.79	53.55	74.00	-20.45	peak			
2	1165.580	57.30	-10.79	46.51	54.00	-7.49	AVG			

ACCURATE TECHNOLOGY CO., LTD.
F1,Bldg,A,Changyuan New Material Port Keyuan Rd,
Science & Industry Park,Nanshan Shenzhen,P.R.China
Site: 1# Chamber
Tel:+86-0755-26503290
Fax:+86-0755-26503396

Job No.: STAR2015 #799	Polarization: Vertical
Standard: FCC PK	Power Source: AC 120V/60Hz
Test item: Radiation Test	Date: 15/06/05/
Temp.(C)/Hum.(%) 25 C / 55 %	Time: 15/21/06
EUT: Interactive Flat Panel	Engineer Signature:
Mode: USB Playing	Distance: 3m
Model: ST-650	
Manufacturer: Recordex	

Note: Report No.:ATE20151180

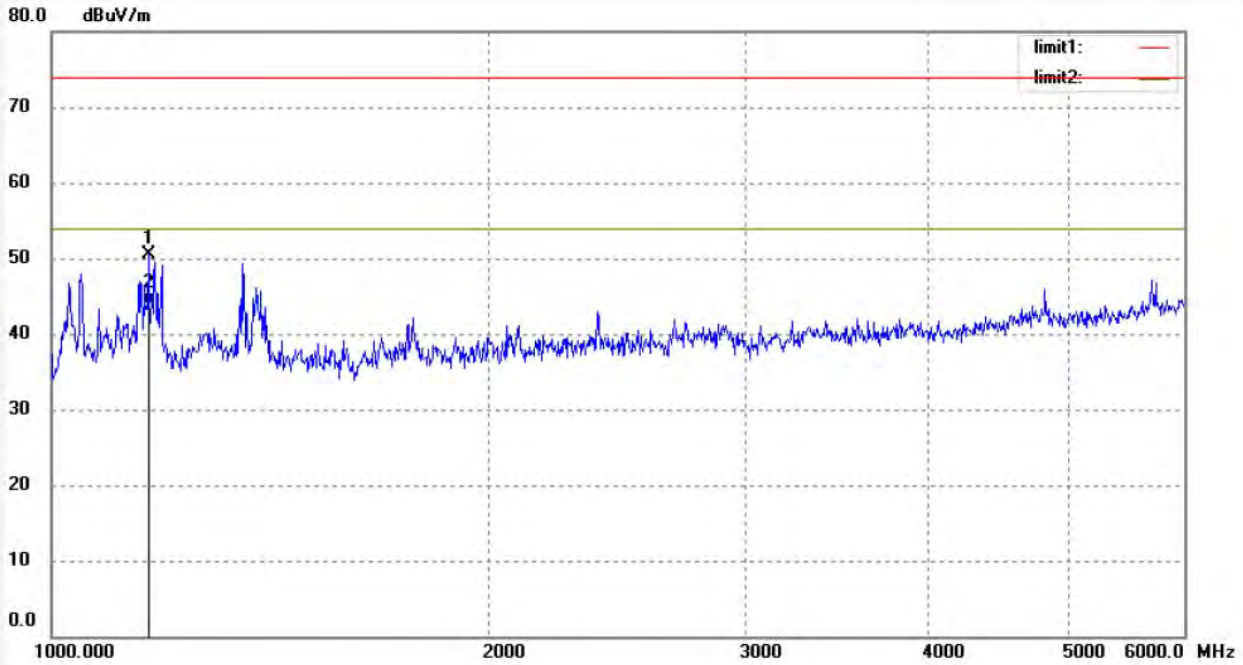

No.	Freq. (MHz)	Reading (dBuV/m)	Factor (dB)	Result (dBuV/m)	Limit (dBuV/m)	Margin (dB)	Detector	Height (cm)	Degree (deg.)	Remark
1	1165.580	61.31	-10.79	50.52	74.00	-23.48	peak			
2	1165.580	54.67	-10.79	43.88	54.00	-10.12	AVG			

5. PHOTOGRAPHS

5.1.Photos of Power Line Conducted Measurement

5.2.Photos of Radiated Measurement



5.3.Photo of EUT