6.6.2 Test Graph

Band4_20MHz_QPSK_LCH_1720MHz_RB_1_0_NTNV

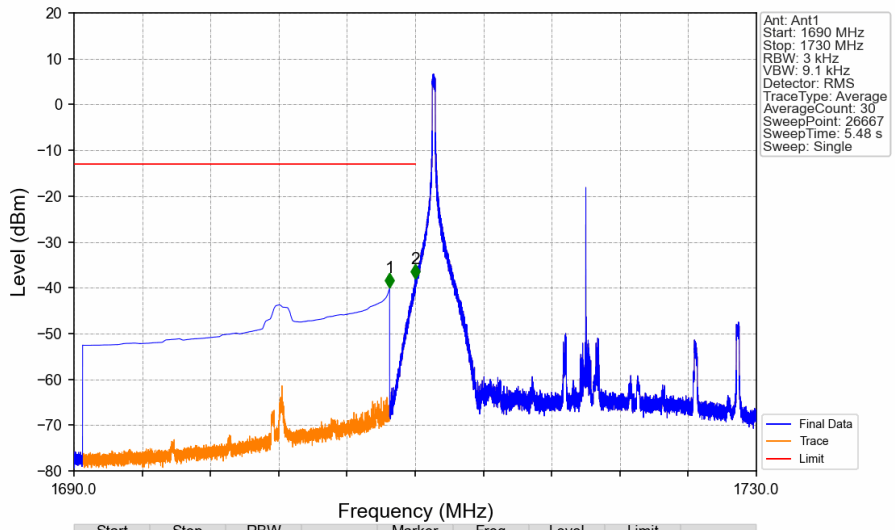

Start (MHz)	Stop (MHz)	RBW (MHz)	Method	Marker No.	Freq (MHz)	Level (dBm)	Limit (dBm)	Result
1690	1709	1	CHP	1	1708.500	-40.04	-13	Pass
1709	1710	0.003	/	2	1709.995	-38.08	-13	Pass
1710	1730	0.003	/	/	/	/	/	/

Band4_20MHz_QPSK_LCH_1720MHz_RB_1_0_NTNV

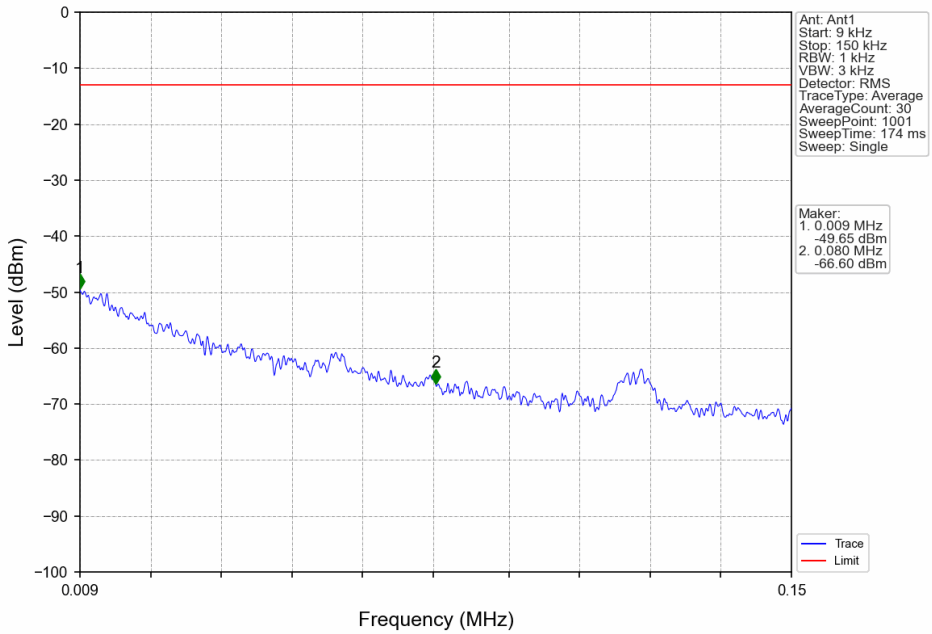

Band4_20MHz_QPSK_LCH_1720MHz_RB_1_0_NTNV

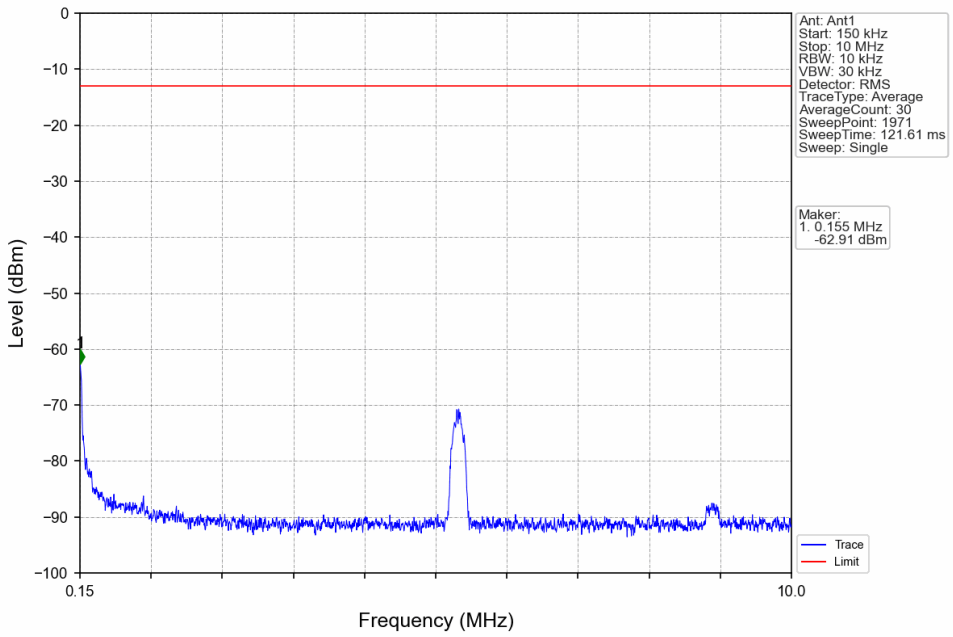

Band4_20MHz_QPSK_LCH_1720MHz_RB_1_0_NTNV

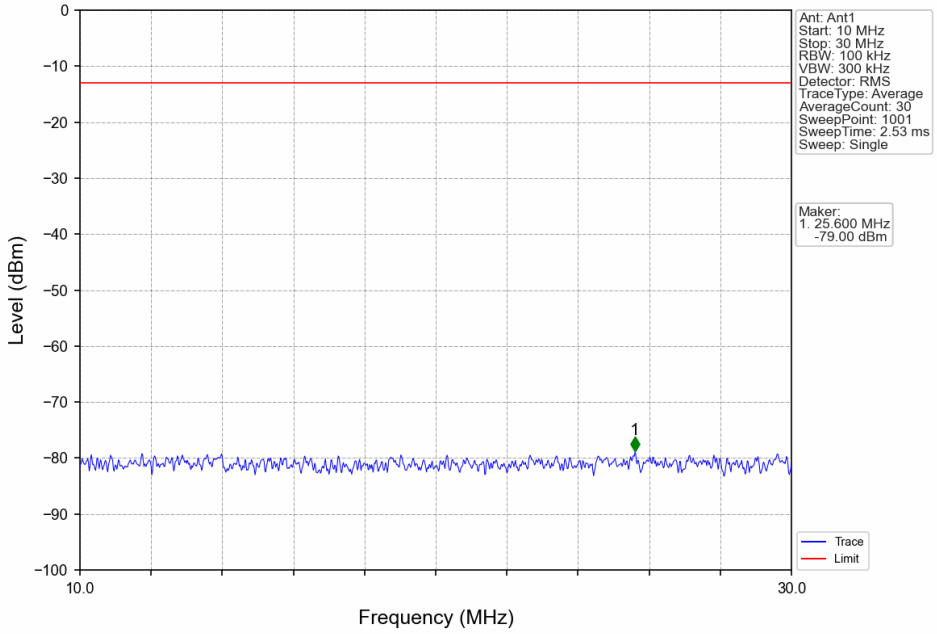

Band4_20MHz_QPSK_LCH_1720MHz_RB_1_0_NTNV

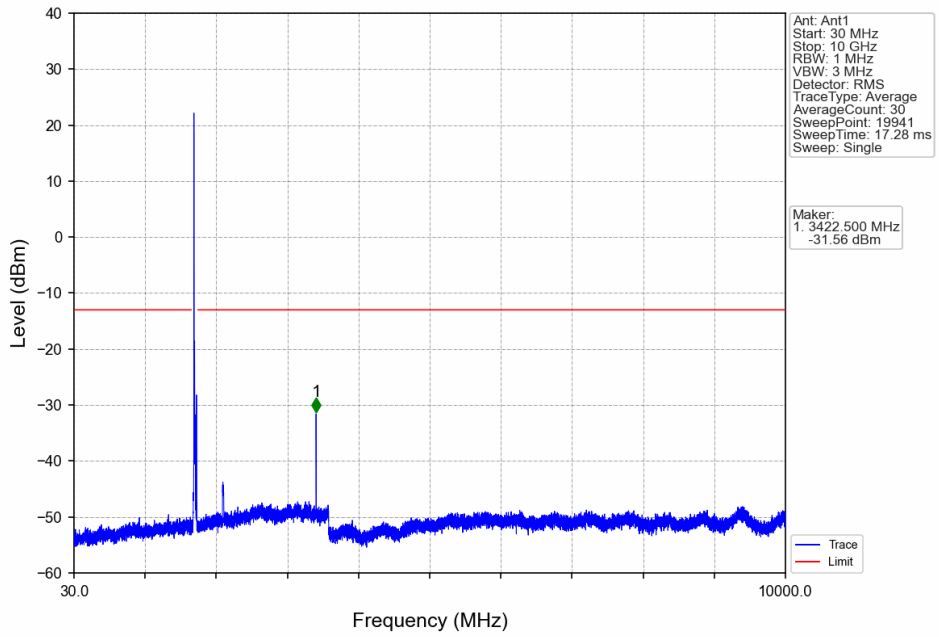

Band4_20MHz_QPSK_LCH_1720MHz_RB_1_0_NTNV

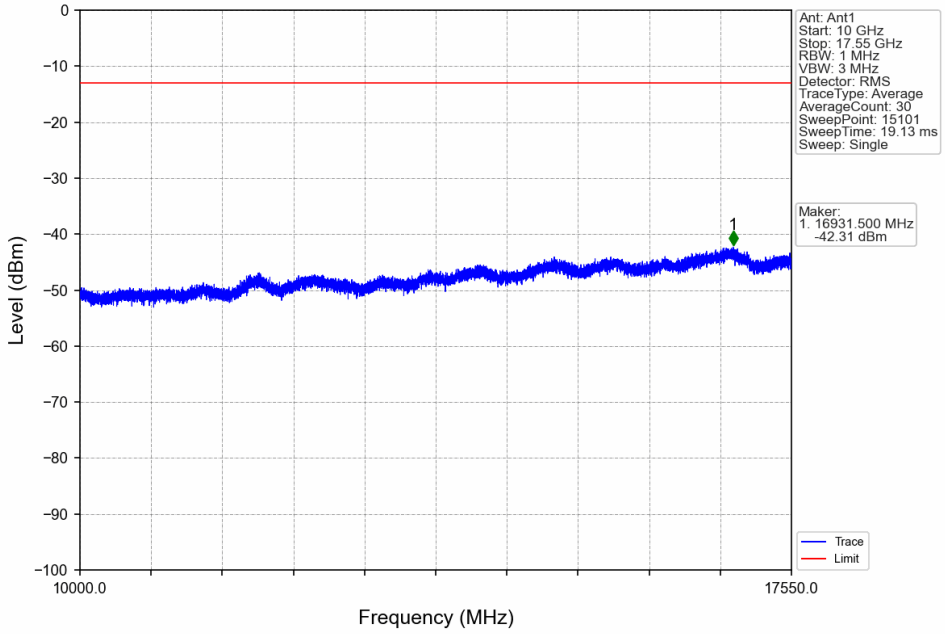

Band4_20MHz_QPSK_LCH_1720MHz_RB_100_0_NTNV

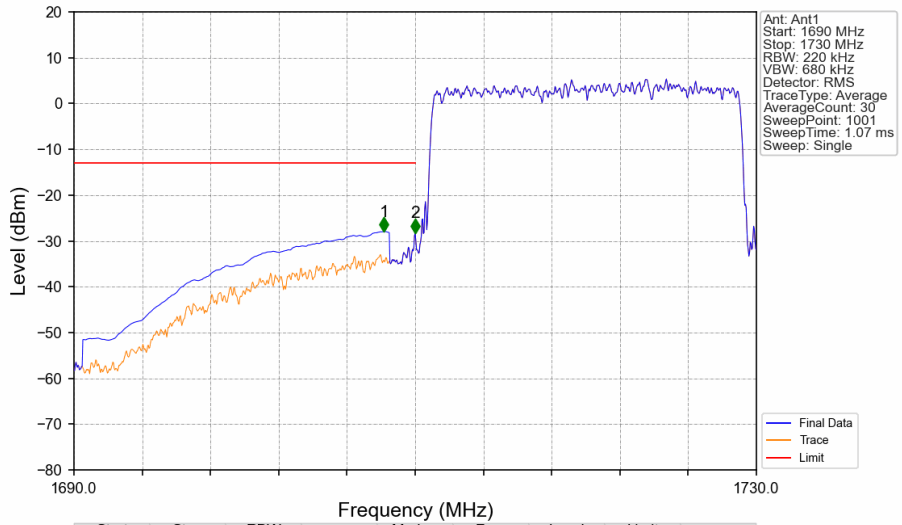

Start (MHz)	Stop (MHz)	RBW (MHz)	Method	Marker No.	Freq (MHz)	Level (dBm)	Limit (dBm)	Result
1690	1709	1	CHP	1	1708.160	-27.95	-13	Pass
1709	1710	0.22	/	2	1710.000	-28.26	-13	Pass
1710	1730	0.22	/	/	/	/	/	/

Band4_20MHz_QPSK_MCH_1732.5MHz_RB_1_0_NTNV

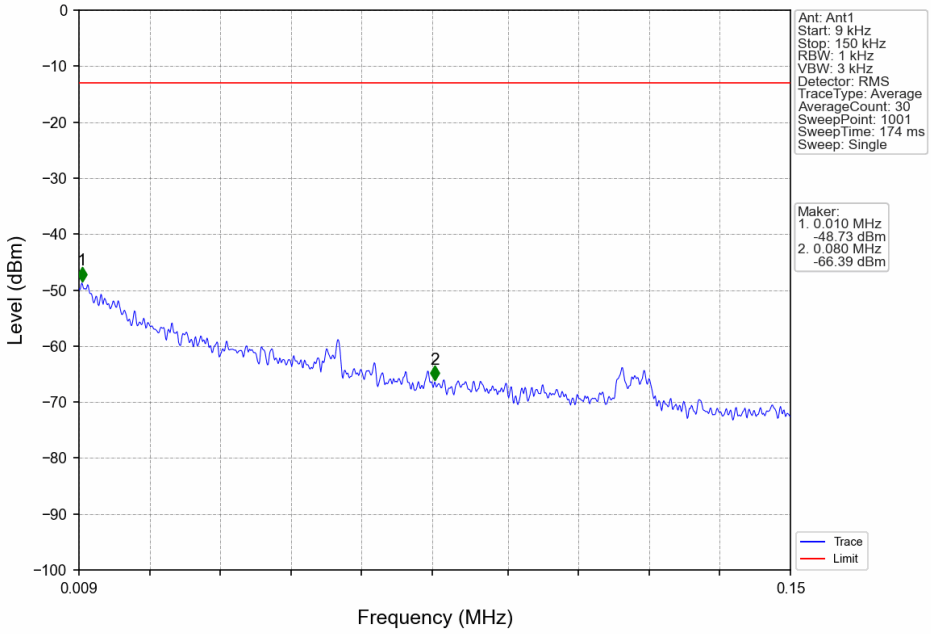

Band4_20MHz_QPSK_MCH_1732.5MHz_RB_1_0_NTNV

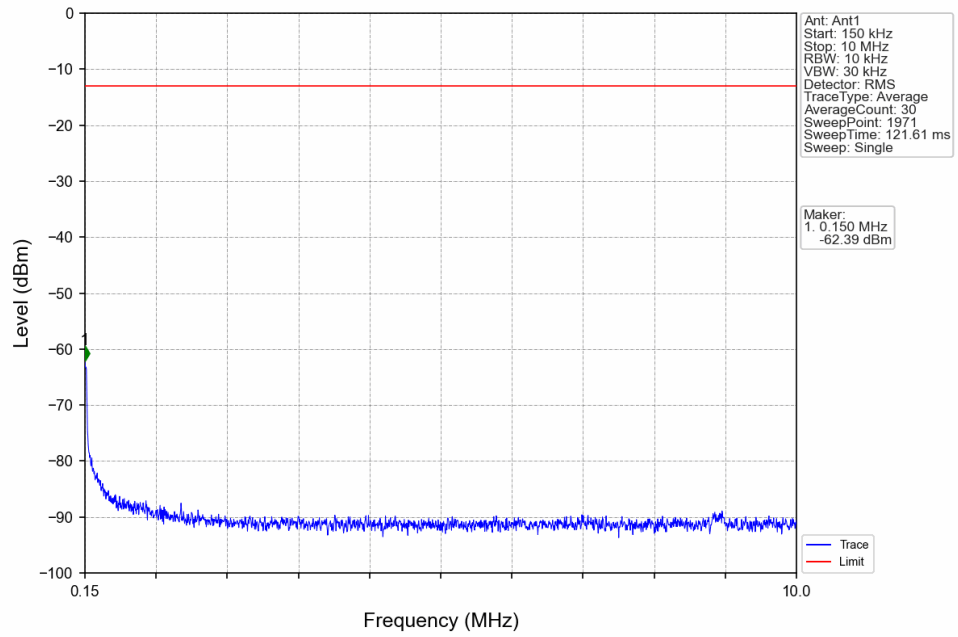

Band4_20MHz_QPSK_MCH_1732.5MHz_RB_1_0_NTNV

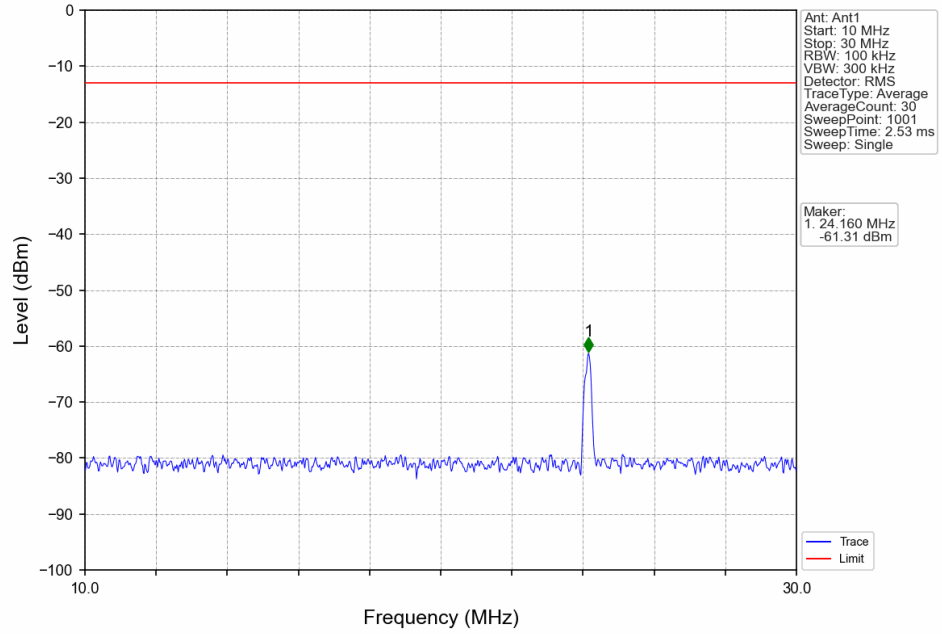

Band4_20MHz_QPSK_MCH_1732.5MHz_RB_1_0_NTNV

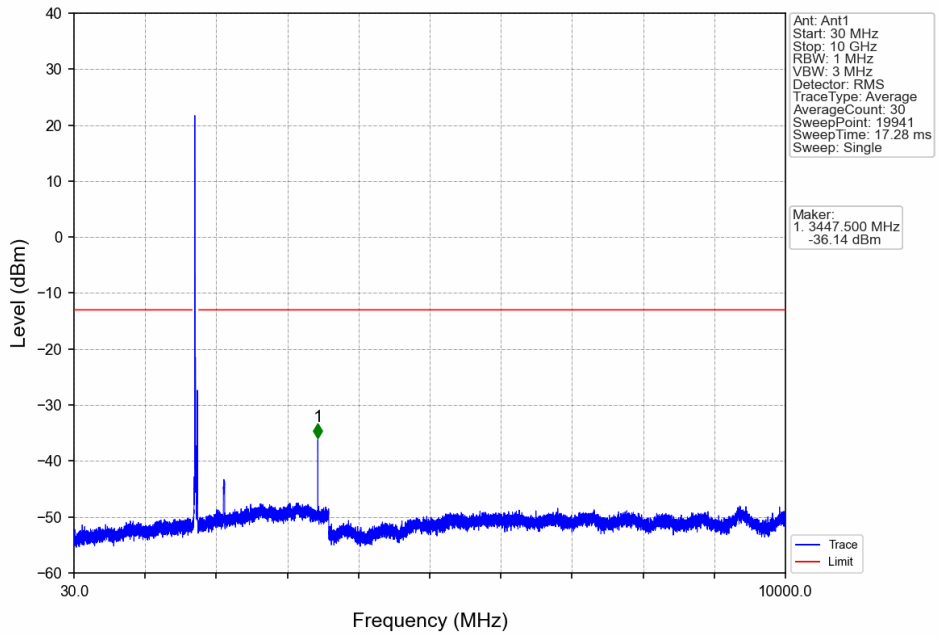

Band4_20MHz_QPSK_MCH_1732.5MHz_RB_1_0_NTNV

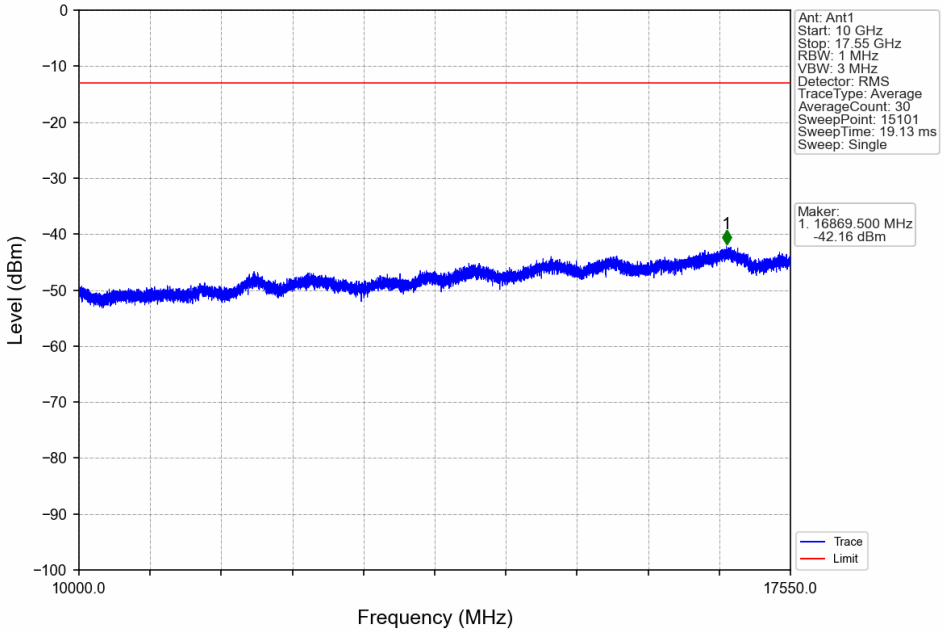

Band4_20MHz_QPSK_HCH_1745MHz_RB_1_0_NTNV

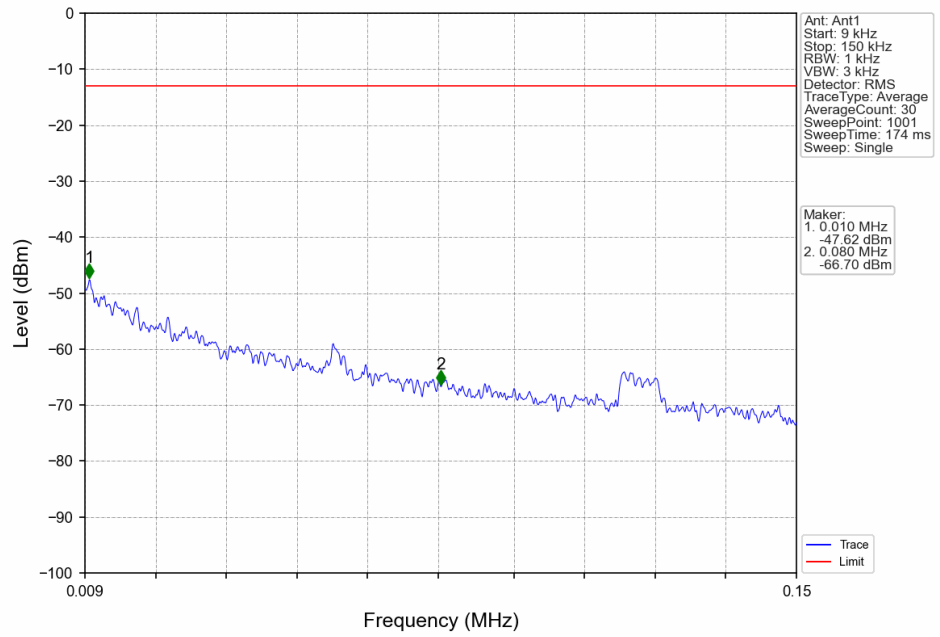

Band4_20MHz_QPSK_HCH_1745MHz_RB_1_0_NTNV

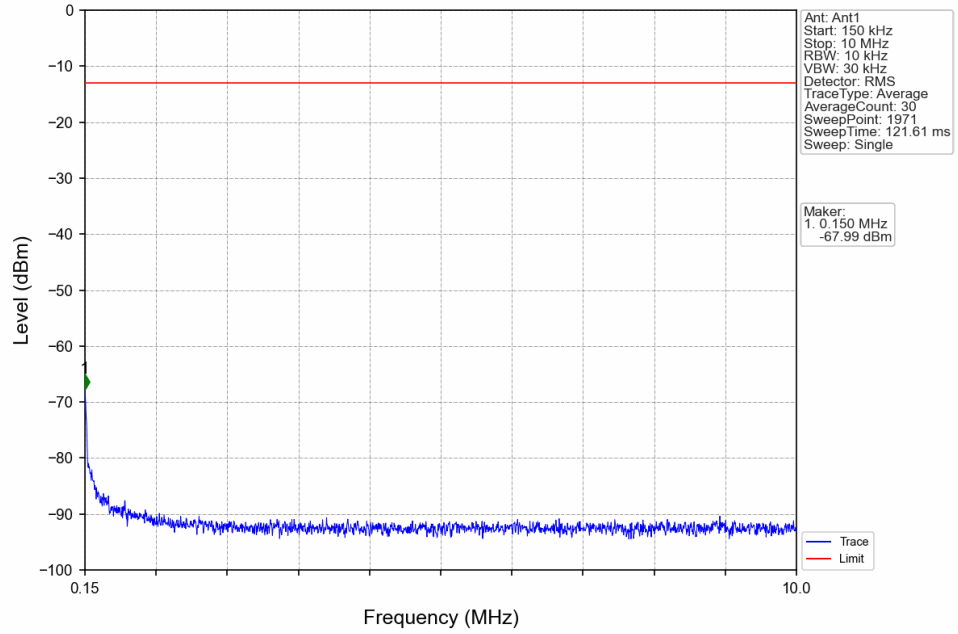

Band4_20MHz_QPSK_HCH_1745MHz_RB_1_0_NTNV

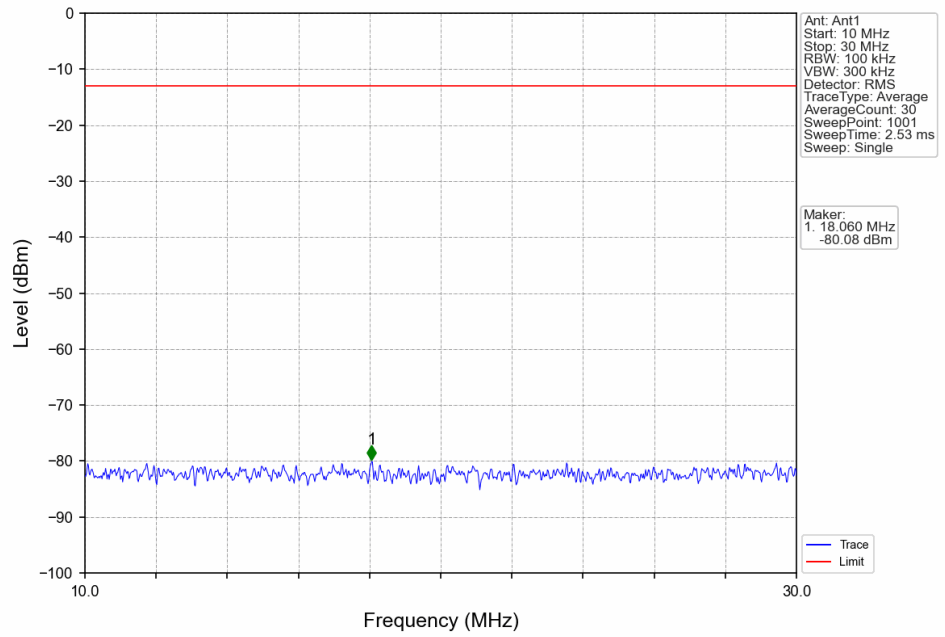

Band4_20MHz_QPSK_HCH_1745MHz_RB_1_0_NTNV

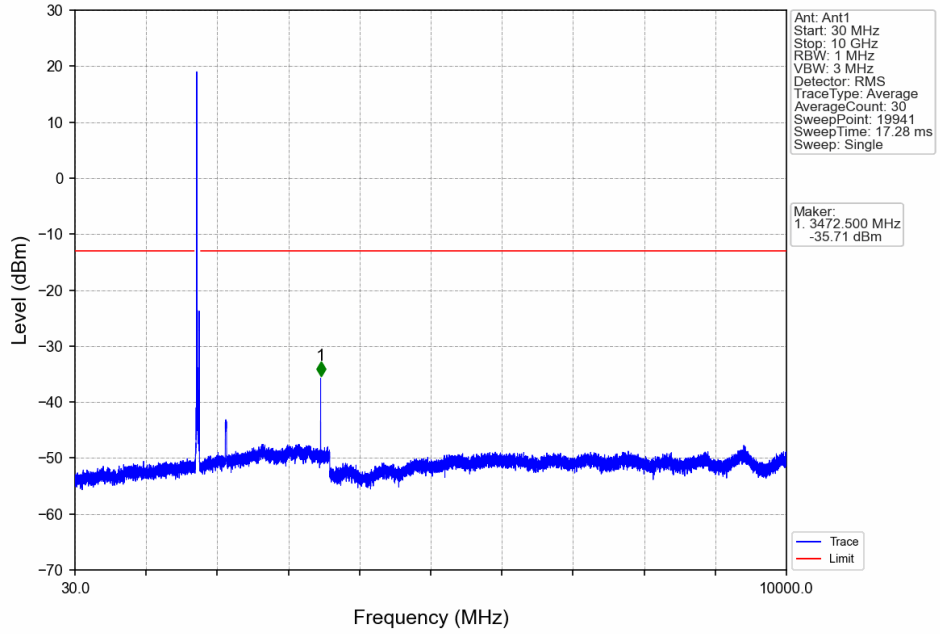

Band4_20MHz_QPSK_HCH_1745MHz_RB_1_0_NTNV

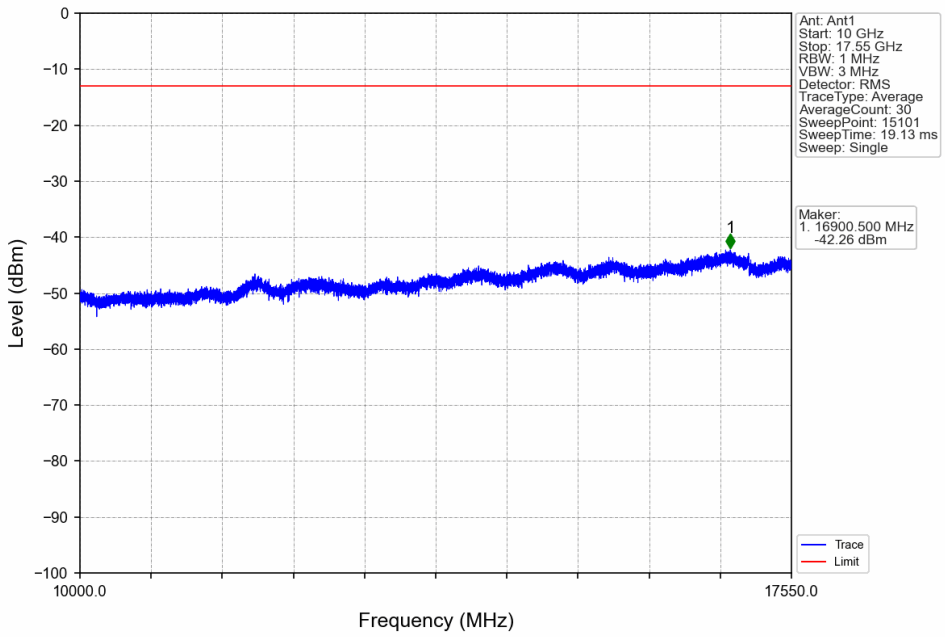

Band4_20MHz_QPSK_HCH_1745MHz_RB_1_99_NTNV

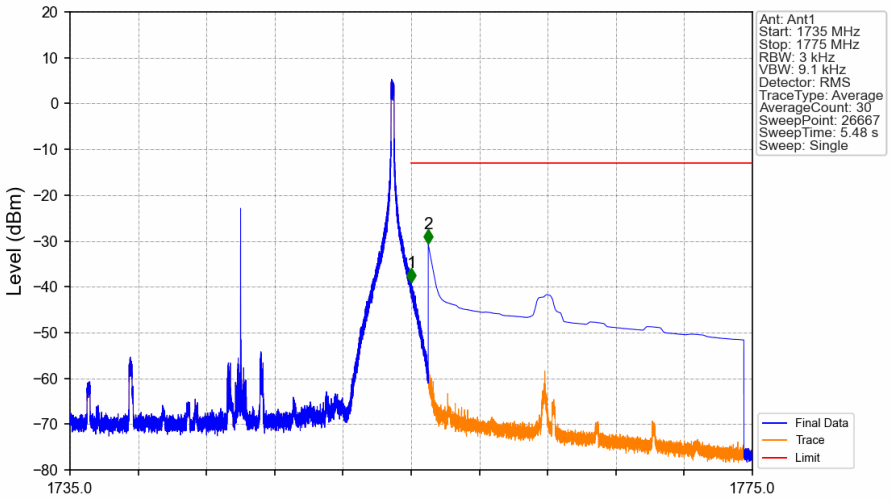

Start (MHz)	Stop (MHz)	RBW (MHz)	Method	Marker No.	Freq (MHz)	Level (dBm)	Limit (dBm)	Result
1735	1755	0.003	/	/	/	/	/	/
1755	1756	0.003	/	1	1755.005	-39.11	-13	Pass
1756	1775	1	CHP	2	1756.001	-30.65	-13	Pass

Band4_20MHz_QPSK_HCH_1745MHz_RB_100_0_NTNV

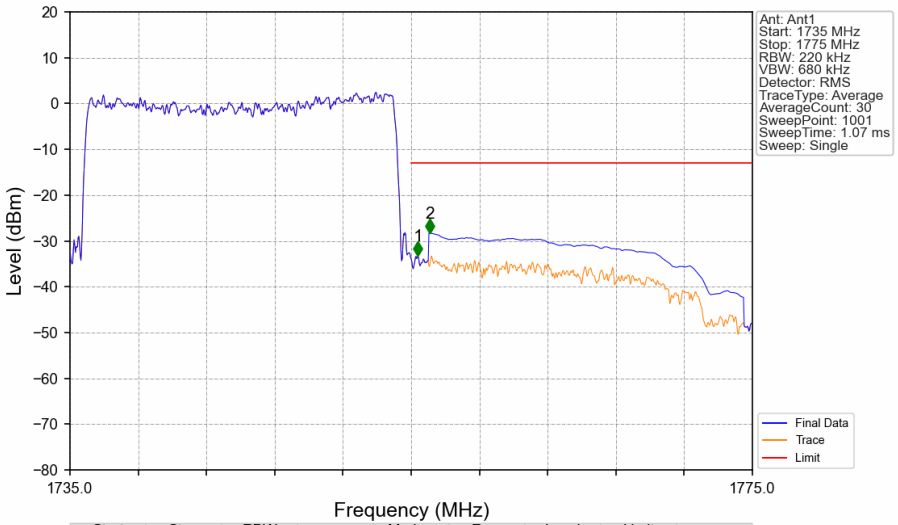

Start (MHz)	Stop (MHz)	RBW (MHz)	Method	Marker No.	Freq (MHz)	Level (dBm)	Limit (dBm)	Result
1735	1755	0.22	/	/	/	/	/	/
1755	1756	0.22	/	1	1755.400	-33.30	-13	Pass
1756	1775	1	CHP	2	1756.080	-28.30	-13	Pass

Band4_20MHz_16QAM_LCH_1720MHz_RB_1_0_NTNV

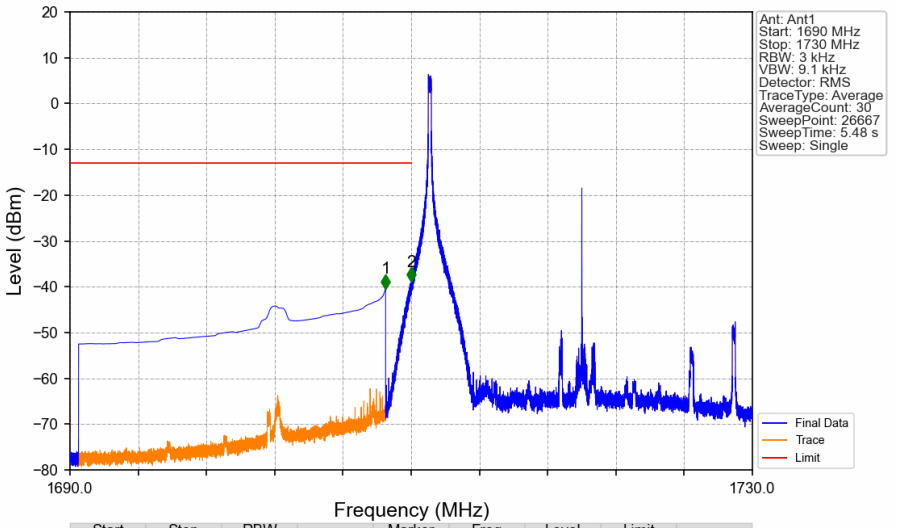

Start (MHz)	Stop (MHz)	RBW (MHz)	Method	Marker No.	Freq (MHz)	Level (dBm)	Limit (dBm)	Result
1690	1709	1	CHP	1	1708.500	-40.43	-13	Pass
1709	1710	0.003	/	2	1709.997	-38.88	-13	Pass
1710	1730	0.003	/	/	/	/	/	/

Band4_20MHz_16QAM_LCH_1720MHz_RB_1_0_NTNV

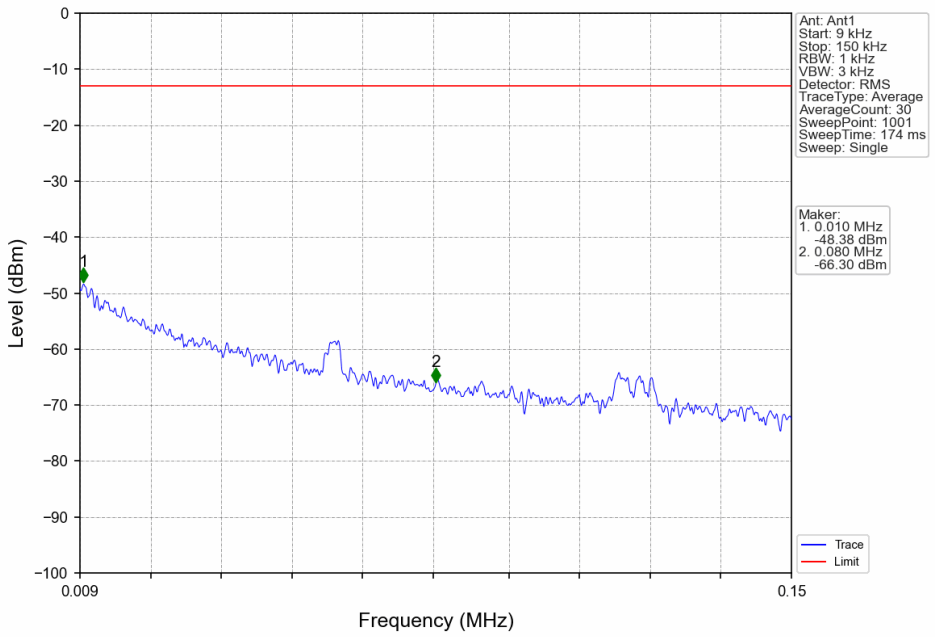

Band4_20MHz_16QAM_LCH_1720MHz_RB_1_0_NTNV

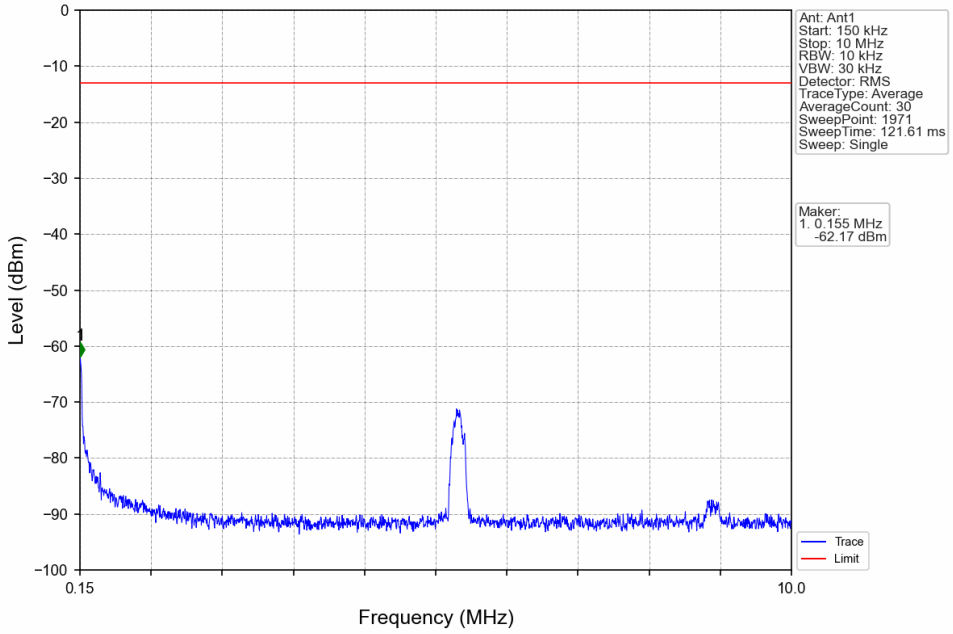

Band4_20MHz_16QAM_LCH_1720MHz_RB_1_0_NTNV

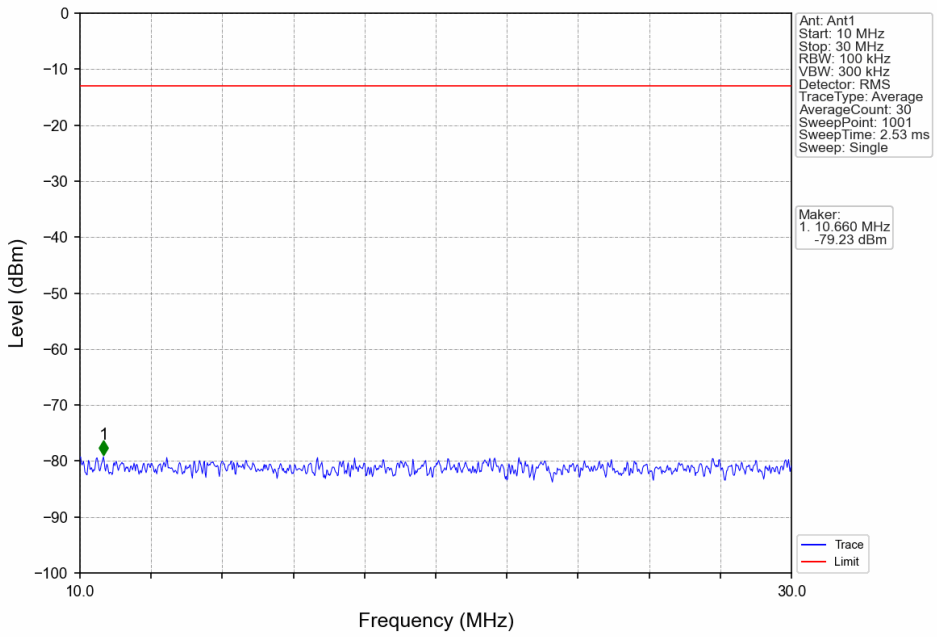

Band4_20MHz_16QAM_LCH_1720MHz_RB_1_0_NTNV

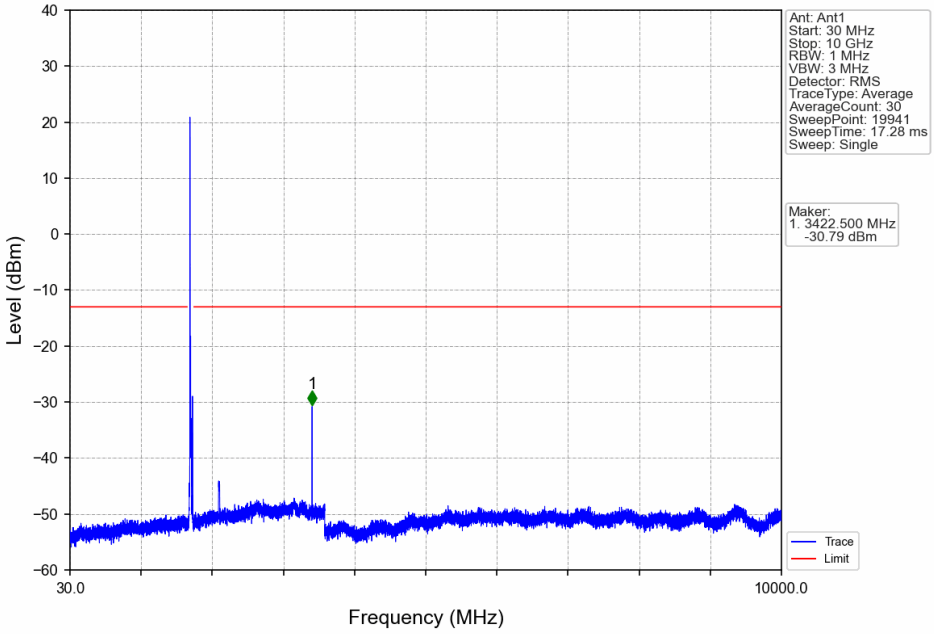

Band4_20MHz_16QAM_LCH_1720MHz_RB_1_0_NTNV

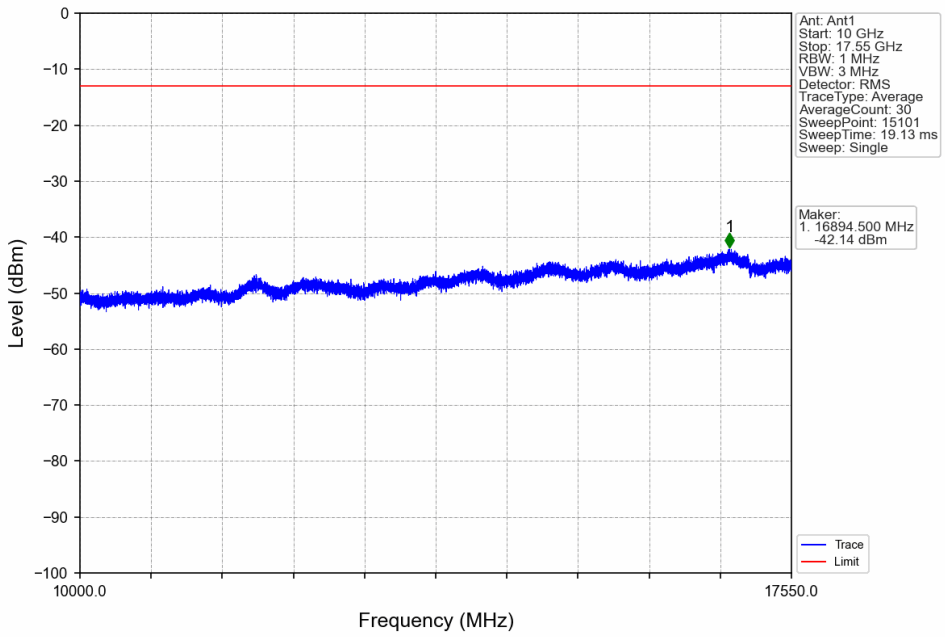

Band4_20MHz_16QAM_LCH_1720MHz_RB_100_0_NTNV

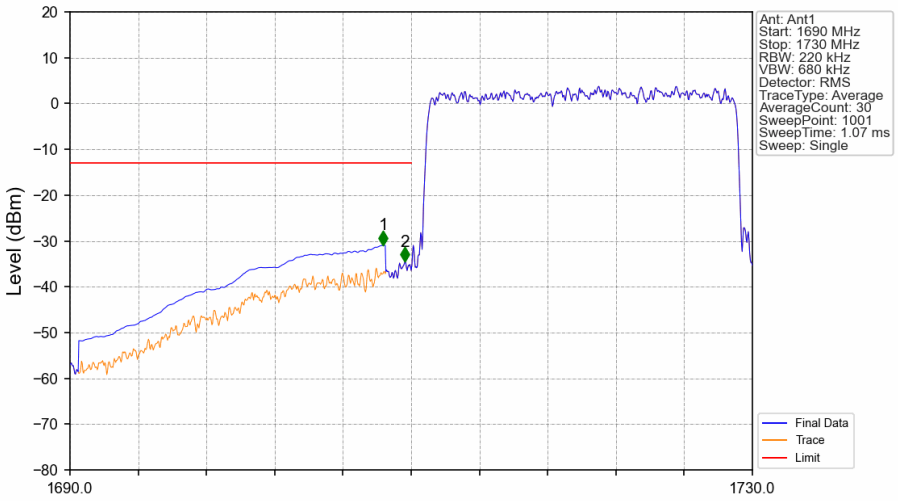

Start (MHz)	Stop (MHz)	RBW (MHz)	Method	Marker No.	Freq (MHz)	Level (dBm)	Limit (dBm)	Result
1690	1709	1	CHP	1	1708.360	-30.90	-13	Pass
1709	1710	0.22	/	2	1709.640	-34.45	-13	Pass
1710	1730	0.22	/	/	/	/	/	/

Band4_20MHz_16QAM_MCH_1732.5MHz_RB_1_0_NTNV

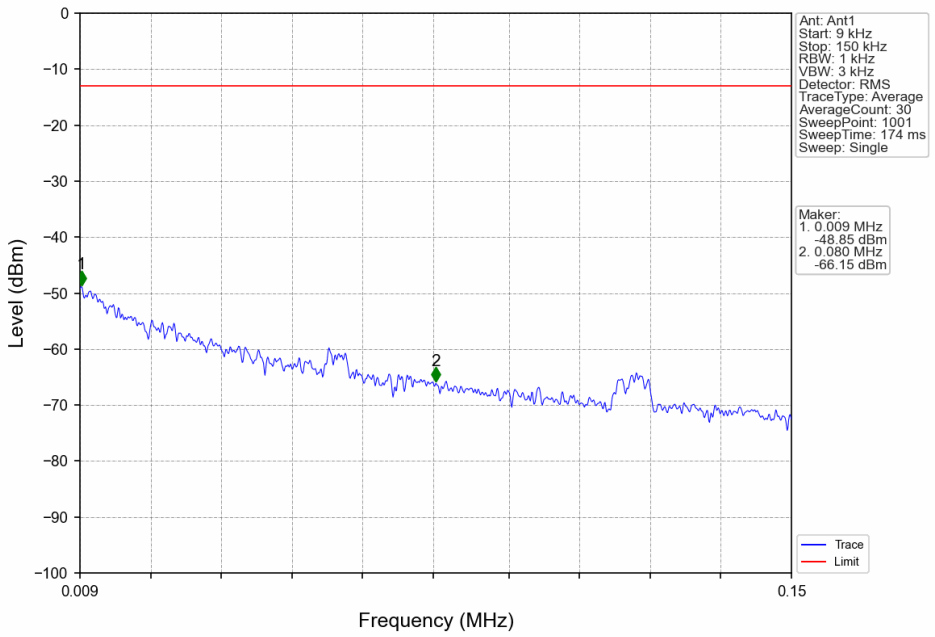

Band4_20MHz_16QAM_MCH_1732.5MHz_RB_1_0_NTNV

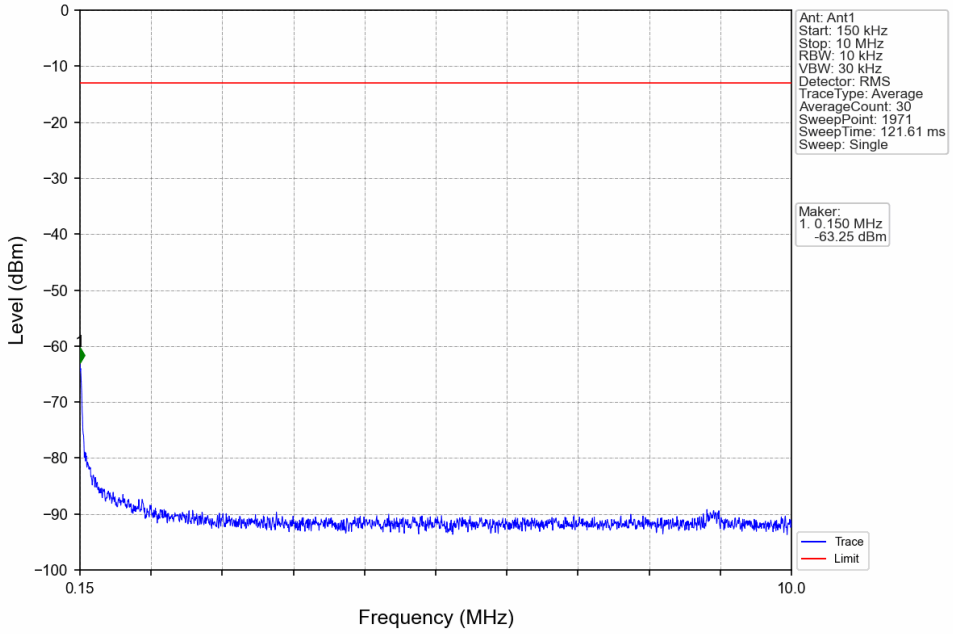

Band4_20MHz_16QAM_MCH_1732.5MHz_RB_1_0_NTNV

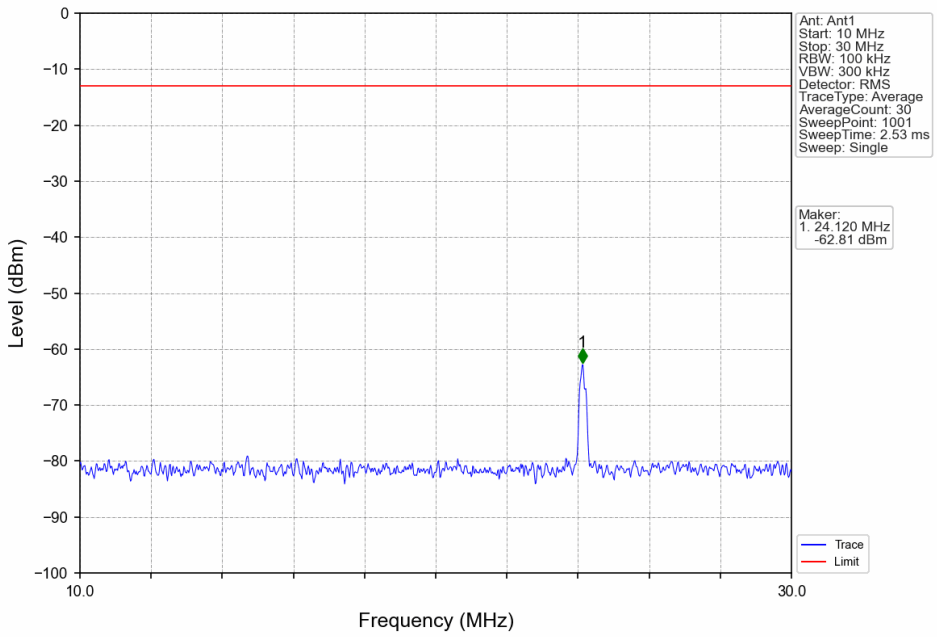

Band4_20MHz_16QAM_MCH_1732.5MHz_RB_1_0_NTNV

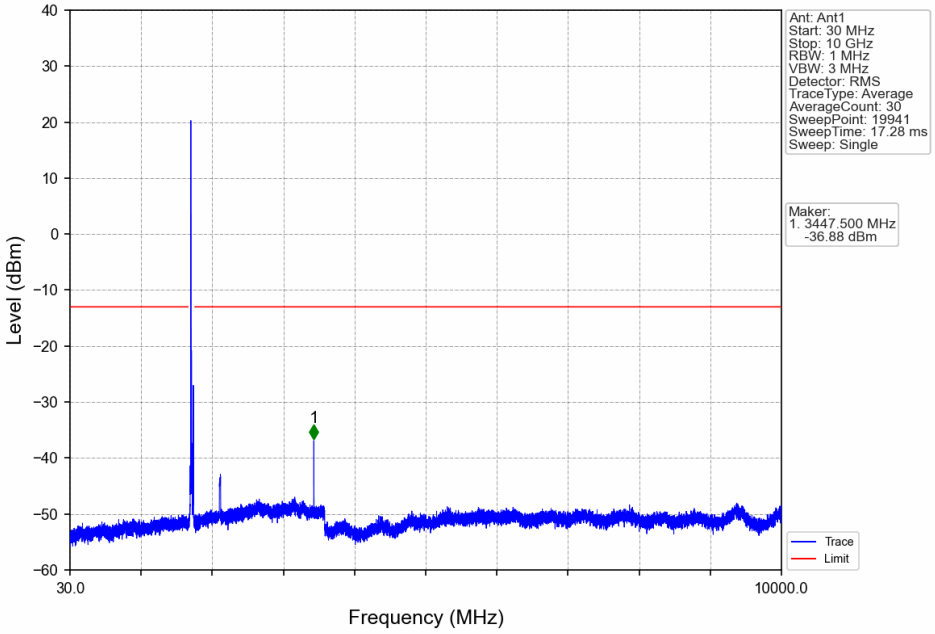

Band4_20MHz_16QAM_MCH_1732.5MHz_RB_1_0_NTNV

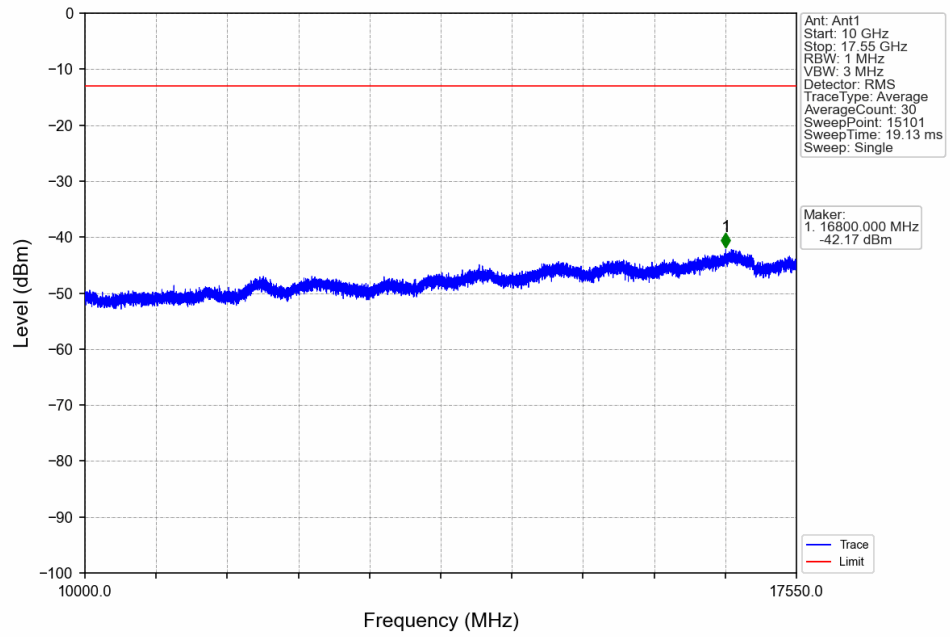

Band4_20MHz_16QAM_HCH_1745MHz_RB_1_0_NTNV

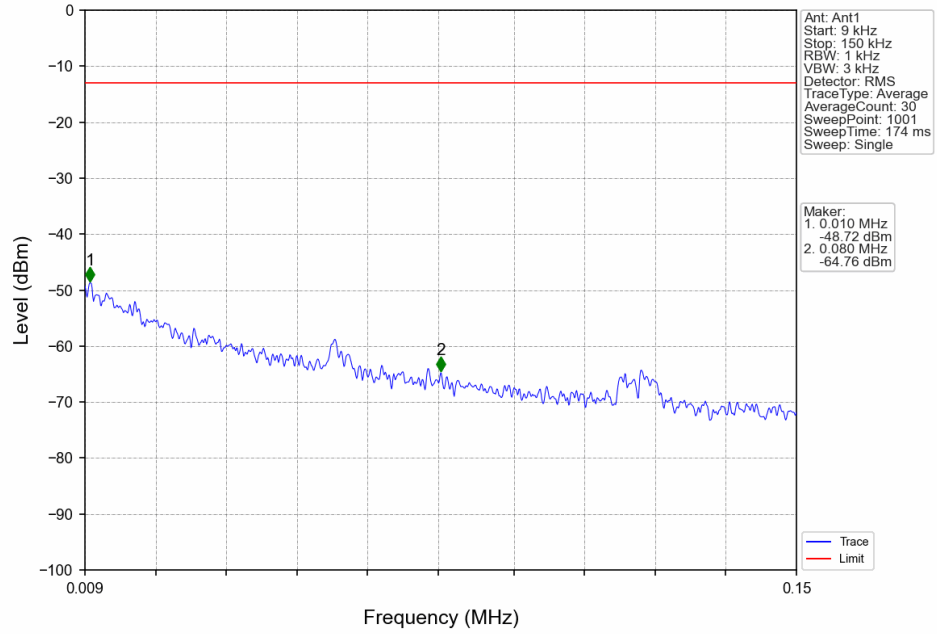

Band4_20MHz_16QAM_HCH_1745MHz_RB_1_0_NTNV

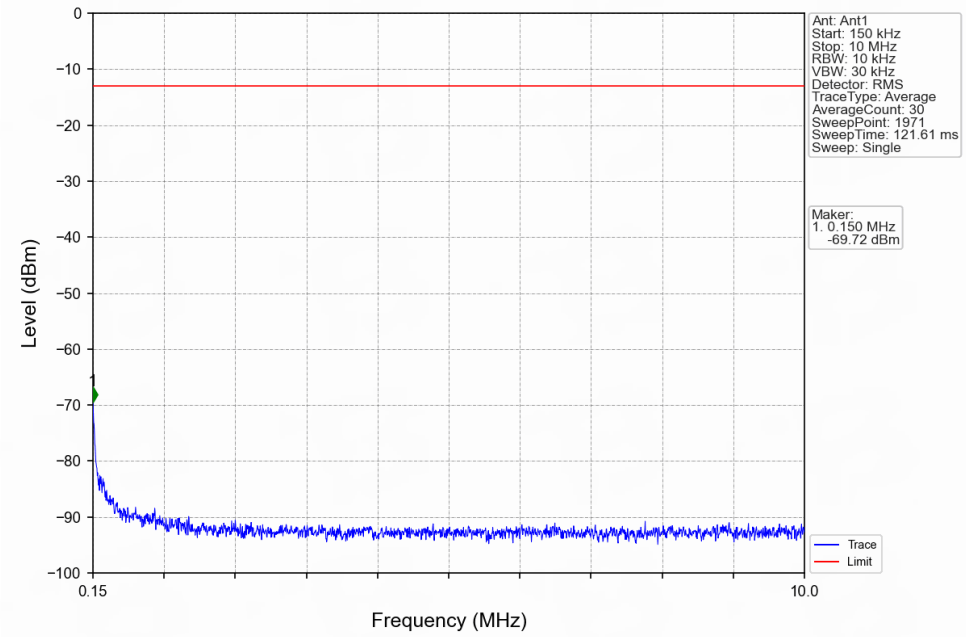

Band4_20MHz_16QAM_HCH_1745MHz_RB_1_0_NTNV

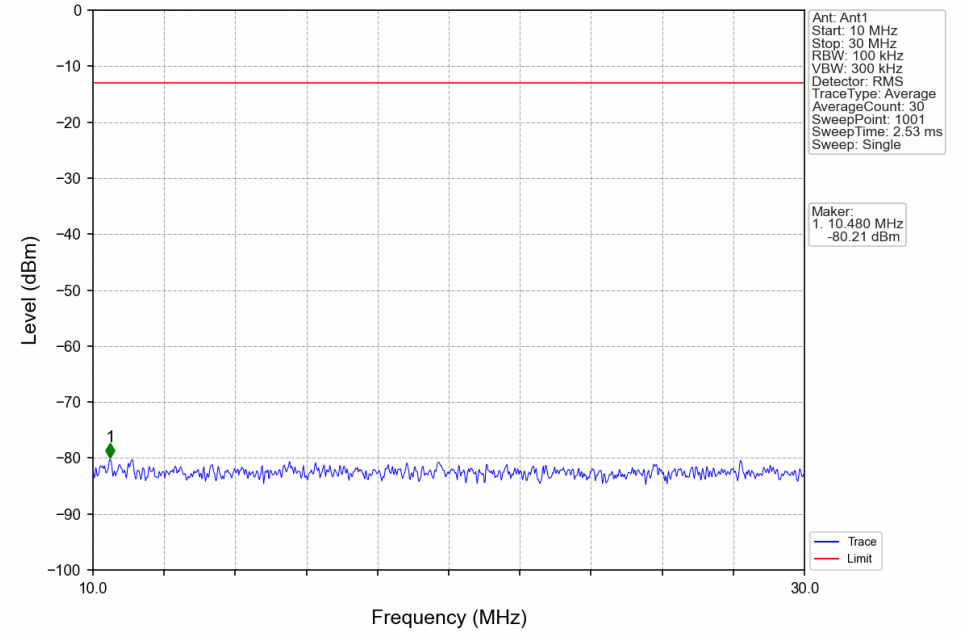

Band4_20MHz_16QAM_HCH_1745MHz_RB_1_0_NTNV

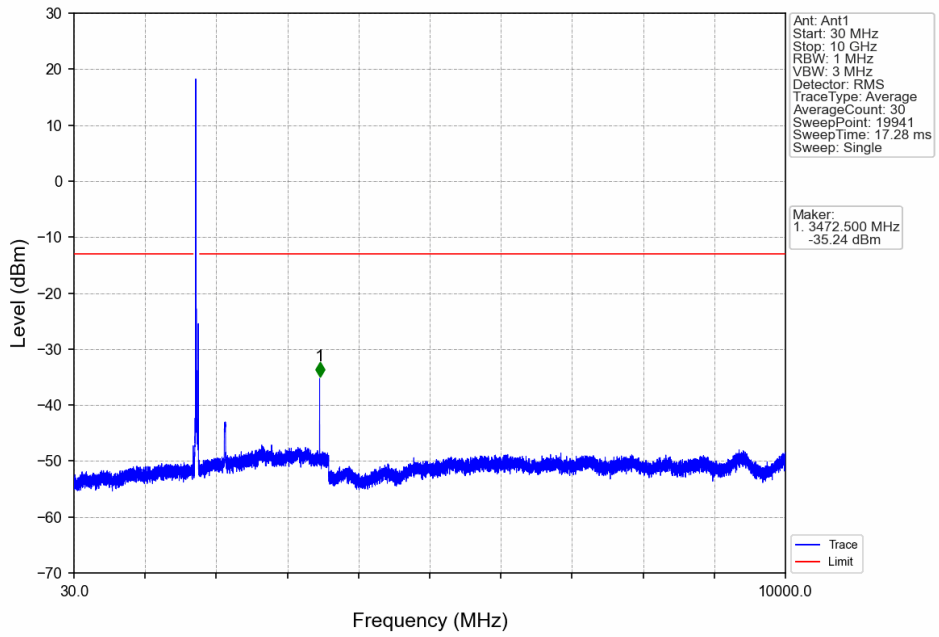

Band4_20MHz_16QAM_HCH_1745MHz_RB_1_0_NTNV

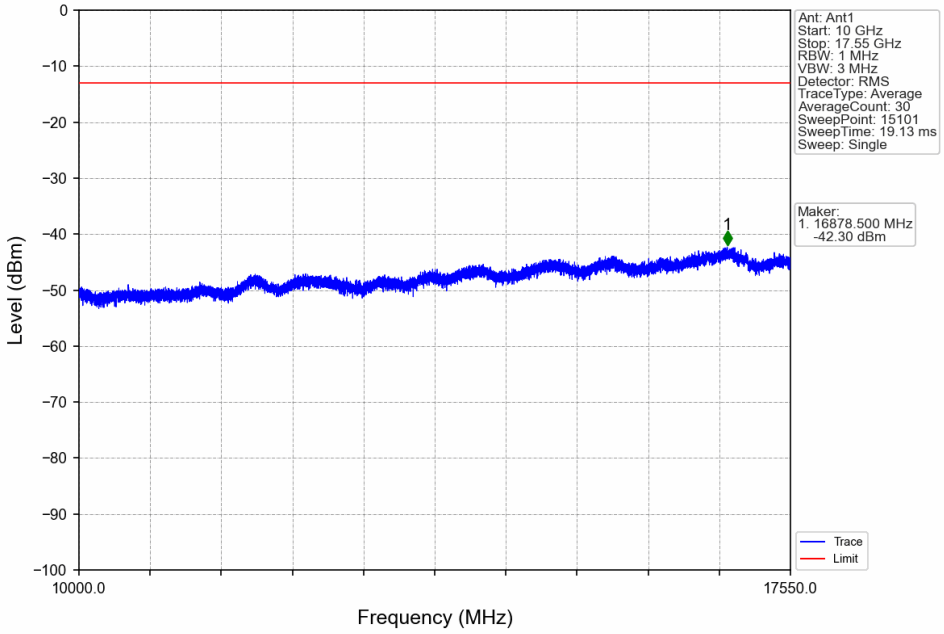

Band4_20MHz_16QAM_HCH_1745MHz_RB_1_99_NTNV

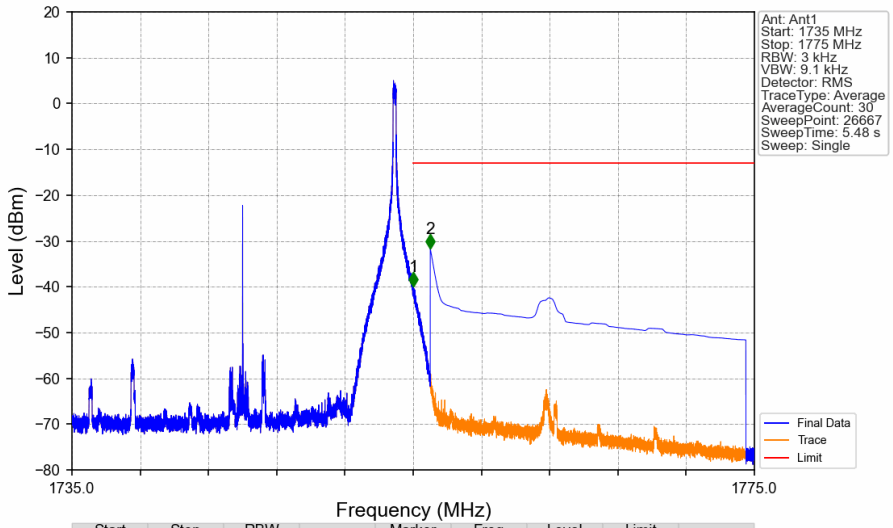

Start (MHz)	Stop (MHz)	RBW (MHz)	Method	Marker No.	Freq (MHz)	Level (dBm)	Limit (dBm)	Result
1735	1755	0.003	/	/	/	/	/	/
1755	1756	0.003	/	1	1755.003	-39.96	-13	Pass
1756	1775	1	CHP	2	1756.001	-31.62	-13	Pass

Band4_20MHz_16QAM_HCH_1745MHz_RB_100_0_NTNV

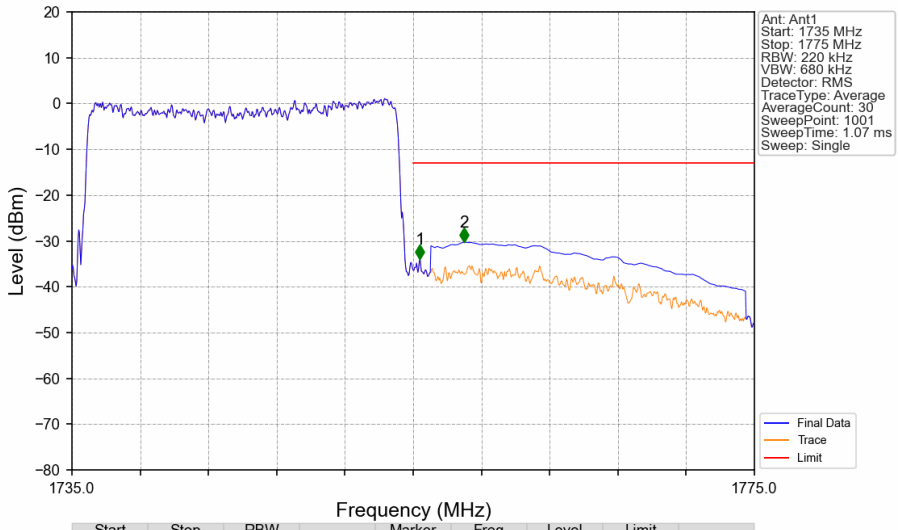

Start (MHz)	Stop (MHz)	RBW (MHz)	Method	Marker No.	Freq (MHz)	Level (dBm)	Limit (dBm)	Result
1735	1755	0.22	/	/	/	/	/	/
1755	1756	0.22	/	1	1755.400	-33.92	-13	Pass
1756	1775	1	CHP	2	1758.000	-30.30	-13	Pass

7. Form731

7.1 Form731_Power

7.1.1 Test Result

Band	BW	Lower Freq	High Freq	MAX Power (W)	Value	Hz/ppm	Emission Designator	Rule Parts	MAX Power (dBm)
4	1.4	1710.7	1754.3	0.1618	0.0127	ppm	1M11G7D	24E	22.09
4	1.4	1710.7	1754.3	0.1253	0.0082	ppm	1M11W7D	24E	20.98
4	3	1711.5	1753.5	0.1679	0.0172	ppm	2M73G7D	24E	22.25
4	3	1711.5	1753.5	0.1186	0.0086	ppm	2M72W7D	24E	20.74
4	5	1712.5	1752.5	0.1542	0.0078	ppm	4M59G7D	24E	21.88
4	5	1712.5	1752.5	0.1156	0.0073	ppm	4M60W7D	24E	20.63
4	10	1715	1750	0.1574	0.0065	ppm	9M11G7D	24E	21.97
4	10	1715	1750	0.1172	0.0087	ppm	9M11W7D	24E	20.69
4	15	1717.5	1747.5	0.1400	0.0065	ppm	13M7G7D	24E	21.46
4	15	1717.5	1747.5	0.1178	0.0063	ppm	13M7W7D	24E	20.71
4	20	1720	1745	0.1429	0.0058	ppm	18M2G7D	24E	21.55
4	20	1720	1745	0.1274	0.0061	ppm	18M2W7D	24E	21.05

7.2 Form731_EIRP

7.2.1 Test Result

Band	BW	Lower Freq	High Freq	MAX Power (W)	Value	Hz/ppm	Emission Designator	Rule Parts	MAX Power (dBm)
4	1.4	1710.7	1754.3	0.2851	0.0127	ppm	1M11G7D	24E	24.55
4	1.4	1710.7	1754.3	0.2208	0.0082	ppm	1M11W7D	24E	23.44
4	3	1711.5	1753.5	0.2958	0.0172	ppm	2M73G7D	24E	24.71
4	3	1711.5	1753.5	0.2089	0.0086	ppm	2M72W7D	24E	23.20
4	5	1712.5	1752.5	0.2716	0.0078	ppm	4M59G7D	24E	24.34
4	5	1712.5	1752.5	0.2037	0.0073	ppm	4M60W7D	24E	23.09
4	10	1715	1750	0.2773	0.0065	ppm	9M11G7D	24E	24.43
4	10	1715	1750	0.2065	0.0087	ppm	9M11W7D	24E	23.15
4	15	1717.5	1747.5	0.2466	0.0065	ppm	13M7G7D	24E	23.92
4	15	1717.5	1747.5	0.2075	0.0063	ppm	13M7W7D	24E	23.17
4	20	1720	1745	0.2518	0.0058	ppm	18M2G7D	24E	24.01
4	20	1720	1745	0.2244	0.0061	ppm	18M2W7D	24E	23.51