MA-3045 IM 2023.03.27 R3 AMZ

PMS 281 U

660 mm(W)

55 mm(H)

55 mm(W)

面 (front)

底 (back)

封面 (cover)

封底 (back cover)

摺法示意圖

JOIN THE COMMUNITY

Sign up now for
- special offers
- events
- contests
- access to new products launch

www.muveacoustics.com/community

INCLUDES:
NEO True Wireless Earbuds
Wireless Charging Case
Type-C USB Charging Cable
User Manual & Warranty

NEO
True Wireless
EARBUDS

User Manual and Warranty
MA-3045

FEATURES STORY

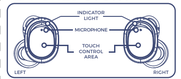

SIMPLE TOUCH CONTROL TO OPERATE ALL FUNCTIONS

Functions vary depending on your phone, tablet or application.

FEATURES STORY

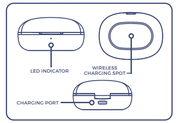

PRODUCT SPECIFICATIONS

Bluetooth	5.1
Bluetooth profiles	SBC,AAC
Bluetooth version	Bluetooth Class 2 (10 meter)
High performance driver	2 x Ø10 mm
Frequency response	20 Hz - 20 kHz
Sensitivity	105dB +/- 3dB at 1kHz
Impedance	32 Ω
Charging method	Type-C or Wireless charging
Battery type	Lithium-ion battery
Battery capacity	2 x 40 mAh (earbuds) 300 mAh (charging case) Total 24 hours (earbuds playtime is 7hours and the charging case can provide 3 full charges for earbuds)
Play time	Approx 7 hours (earbuds) (varies by volume level and audio content)
Recharge time	Approx 1 hours (earbuds) Approx 2 hours (charging case)
Dimensions	27 x 26 x 25.5 mm (one) (earbuds) 62.5 x 46 x 33.5 mm (one) (charging case)

OPERATE YOUR EARBUDS

Bluetooth Connection

To use Bluetooth for your audio connection, first pair NEO earbuds with your audio source (music player, smartphone, laptop or other Bluetooth equipped device that can act as audio source). Make sure NEO earbuds is fully charged and turn it on by **take out from the charging box**. When take out both earbuds form the charging box at the same time. The LED indicator light will flash between red and blue. When one of the earbuds stopped flash, the left and right earbuds are paired successfully. At this time, it can be connected to the Bluetooth equipped device. Make sure

Bluetooth is enabled on your audio source and in a few moments 'MUVEACOUSTICS NEO' will appear on your list of possible Bluetooth connections. Press 'pair' or 'connect' on your device and after the connection is made, the indicator light will off. (Support single earbud use).

From now on, when you turn on NEO earbuds, it will automatically search for the last Bluetooth device it was paired with.

Earbuds Battery Charging

Put the earbuds into the charging box, it will automatically shut down and start charging.

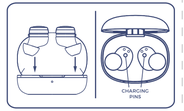

Charging Case Battery Charging with USB Charger

Please use the cable provided to recharge the charging case. It will take 2 hours to fully charged.

Charging Case Battery Charging with Wireless Charger

Place the charging case on the center mark of the wireless charging pad, LED indicator facing up, like the following diagram. It will take 3 hours to fully charged.

Note: Charging time may take much longer if placement not align with the center mark.

OPERATIONAL GUIDANCE

Function	Button	Audio	LED
Turn On & the pairing mode	Take out the earbuds from the charging box	N/A	Red & Blue light flashing
Pairing success		1 tone	
Play / pause	Tap the touch control area once	N/A	N/A
Turn Off	Put the earbuds into the charging box	N/A	LED lights turn off
Previous Track	Tap and hold the left(Previous) or right(Next) touch control area 2 sec.	1 tone	N/A
Next Track			

Function	Button	Audio
Volume Down	Tap the left touch control area twice	N/A
Volume Up	Tap the right control touch area twice	N/A
Answer incoming call	Tap the touch control area once	N/A
End a call	Tap the touch control area once	2 tones
Refuse incoming call	Tap & hold the touch control area for 2 seconds	N/A
Voice Assistant (depend on the connected device)	Tap the touch control area 3 times	1 tone

Function	LED
Redial the last number	Tap the touch control area 4 times
Earbuds battery charging	Earbuds' Red LED on Charging Case Blue LED on
Earbuds battery fully charged	Earbuds' LED off Charging Case's LED off
Charging case battery charging	Charging Case's Blue LED flashing
Charging case battery fully charged	Charging Case's Blue LED on

MUVEACOUSTICS
SOUND THAT INSPIRES

MuveAcoustics
muveacoustics_usa
MuveAcoustics

SAFETY INSTRUCTIONS

Warnings
- Contains small parts which may be a choking hazard. Not suitable for children under age three.
- Set a low volume setting before using the earbuds.
- Long-term exposure to loud music or sounds may cause hearing damage. It is best to avoid high volume levels when using these earbuds, especially for extended periods.
- Do not use these earbuds when operating a motor vehicle, a bicycle, machinery or where your inability to hear outside sounds may present a danger to you or others.

Cautions
- Using these earbuds limits your ability to hear noises around you, regardless of listening volume. Please use caution when using these earbuds.
- Do not drop, sit on, or allow the earbuds to be immersed in water.

This symbol indicates that this product shall not be treated as household waste. Instead it shall be handed over to the applicable collection point for the recycling of electrical and electronic equipment.

Unsuitable for children under three years because it might, for instance, contain small parts.

To prevent possible hearing damage, do not listen at high volume levels for long periods.

The input voltage to the product is 5V 1A. For your safety, please always use appropriate 5V output charger/Adapter to charge the product. DO NOT USE Quick Charging USB Adapter to charge the product, as it might damage the product. The USB charging cable included with this item is intended for use with this product only. Only use the included USB charging cable to charge this product. Only operate the product at ambient temperatures between 10°C/ 50°F and 40 °C/104 °F. The unit should be stored below 70°C/158°F. Switch off the product after use.

Please note that we won't take any responsibility for any wrong operation (eg. Voltage higher than 5V) as this may result in severe injury or loss of property, and we cannot control the operating process during the time the user using this product in extreme cases, abuse or misuse of Lithium battery pack can lead to explosion, heat generation, fire development or smoke development.

FCC Statement

NOTE: This equipment has been tested and found to comply with the limits for a Class B digital device, pursuant to part 15 of the FCC Rules. These limits are designed to provide reasonable protection against harmful interference in a residential installation. This equipment generates uses and can radiate radio frequency energy and, if not installed and used in accordance with the instructions, may cause harmful interference to radio communications. However, there is no guarantee that interference will not occur in a particular installation. If this equipment does cause harmful interference to radio or television reception, which can be determined by turning the equipment off and on, the user is encouraged to try to correct the interference by one or more of the following measures:

- Reorient or relocate the receiving antenna.
- Increase the separation between the equipment and receiver.
- Connect the equipment into an outlet on a circuit different from that to which the receiver is connected.
- Consult the dealer or an experienced radio/TV technician for help.

Changes or modifications not expressly approved by the party responsible for compliance could void the user's authority to operate the equipment. This device complies with Part 15 of the FCC Rules. Operation is subject to the following two conditions: (1) this device may not cause harmful interference, and (2) this device must accept any interference received, including interference that may cause undesired operation.

FC

FCC ID: 2ADM5-MA-3045 005330/31

MUVEACOUSTICS ONE-YEAR LIMITED WARRANTY

MUVEACOUSTICS NEO earbuds have been subjected to a thorough series of tests to ensure the highest level of dependability. It is unlikely that you will experience any problem, but if a defect should become apparent during the use of this product, MUVEACOUSTICS warrants to the original purchaser that this product will be free from defects in material and workmanship for a period of 12 months from the date of your original purchase from an authorized dealer. If a defect covered by this warranty occurs,

MUVEACOUSTICS, at its option, will repair or replace the product purchase at no repair charge (postage charges will apply). If a replacement is necessary and your product is no longer available, a comparable product may be substituted at the sole discretion of MUVEACOUSTICS.

This warranty does not cover normal wear and tear, abusive use or misuse, modification, tampering or by any other cause not related to either materials or workmanship. This warranty does not apply to product used for any industrial, professional or commercial purposes.

CUSTOMER SERVICES

For service on any defective under 12 months warranty policy, please contact Consumer Support.

Email: consumersupport@zeeva.com

Keep all relevant information for future reference

Imported and distributed by
Zeeva International Limited.
All rights reserved

Suite 1007B-1008, 10/F, Exchange Tower,
33 Wang Chiu Road, Kowloon Bay,
Hong Kong

Thank you for trusting MUVEACOUSTICS with delivering you excellence in sound.
We encourage you to connect with us and become a part of our community!

SCAN THE QR CODE YOU WILL FIND INSIDE. SHARE WITH US YOUR PRODUCT EXPERIENCE.

www.muveacoustics.com

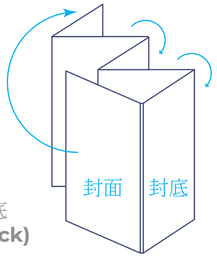

JOIN THE COMMUNITY

Sign up now for
· special offers
· events
· contests
· access to new products launch

www.muveacoustics.com/community

INCLUDES:
NEO True Wireless Earbuds
Wireless Charging Case
Type-C USB Charging Cable
User Manual & Warranty

NEO
True Wireless
EARBUDS

User Manual and Warranty
MA-3045

FEATURES STORY

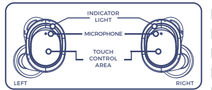

SIMPLE TOUCH CONTROL TO OPERATE ALL FUNCTIONS

Functions vary depending on your phone, tablet or application.

FEATURES STORY

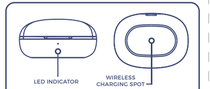

PRODUCT SPECIFICATIONS

Bluetooth	5.3
Bluetooth profiles	SBC, AAC
Connectivity class	Bluetooth Class 2 (10 meter)
High performance driver	2 x Ø10 mm
Frequency response	20 Hz - 20 kHz
Sensitivity	103dB +/- 3dB at 1kHz
Impedance	32 Ω
Charging method	Type-C or Wireless charging
Battery type	Lithium-ion battery
Battery capacity	2 x 40 mAh (earbuds) 300 mAh (charging case)
Play time	Total: 24 hours (earbuds playtime is 7 hours and the charging case can provide 3times for earbuds charging) (varies by volume level and audio content)
Recharge time	Approx. 1 hours (earbuds) Approx. 2 hours (charging case)
Dimensions	27 x 26 x 25.5 mm (LxWxD/earbuds) 62.5 x 46 x 31.5 mm (LxWxD/charging case)

OPERATE YOUR EARBUDS

Bluetooth Connection

To use Bluetooth for your audio connection, first pair NEO earbuds with your audio source (music player, smartphone, laptop or other Bluetooth equipped device that can act as audio source). Make sure NEO earbuds is fully charged and turn it on by **take out from the charging box**. When take out both earbuds form the charging box at the same time. The LED indicator light will flash between red and blue. When one of the earbuds stopped flash, the left and right earbuds are paired successfully. At this time, it can be connected to the Bluetooth equipped device. Make sure Bluetooth is enabled on your audio source and in a few moments 'MUVEACOUSTICSNEO' will appear on your list of possible Bluetooth connections. Press 'pair' or 'connect' on your device and after the connection is made, the indicator light will off. (Support single earbud use)

From now on, when you turn on NEO earbuds, it will automatically search for the last Bluetooth device it was paired with.

Earbuds Battery Charging

Put the earbuds into the charging box, it will automatically shut down and start charging.

Charging Case Battery Charging with USB Charger



Please use the cable provided to recharge the charging case. It will take 2 hours to fully charged.

Charging Case Battery Charging with Wireless Charger

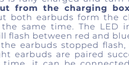

Place the charging case on the center mark of the wireless charging pad, LED indicator facing up, like the following diagram. It will take 3 hours to fully charged.

Note: Charging time may take much longer if placement not align with the center mark.

OPERATIONAL GUIDANCE

Function	Button	Audio	LED
Turn On & the pairing mode	Take out the earbuds from the charging box	N/A	Red & Blue light flashing
Pairing success		1 tone	
Play / pause	Tap the touch control area once	N/A	N/A
Turn Off	Put the earbuds into the charging box	N/A	LED lights turn off
Previous Track	Tap and hold the left(Previous) / right(Next) touch control area 2 sec	1 tone	N/A
Next Track			

Function	Button	Audio
Volume Down	Tap the left touch control area twice	N/A
Volume Up	Tap the right control touch area twice	N/A
Answer incoming call	Tap the touch control area once	N/A
End a call	Tap the touch control area once	2 tones
Refuse incoming call	Tap & hold the touch control area for 2 seconds	N/A
Voice Assistant (depend on the connected device)	Tap the touch control area 3 times	1 tone

Function	LED
Redial the last number	Tap the touch control area 4 times
Earbuds battery charging	Earbuds' Red LED on Charging Case Blue LED on
Earbuds battery fully charged	Earbuds' LED off Charging Case's LED off
Charging case battery charging	Charging Case's Blue LED flashing
Charging case battery fully charged	Charging Case's Blue LED on

MUVEACOUSTICS®

SOUND THAT INSPIRES

MuveAcoustics

muveacoustics_usa

MuveAcoustics

SAFETY **INSTR**

Warnings

- Contains small parts which
  hazard. Not suitable for childre
- Set a low volume setting before u
- Long-term exposure to loud
  may cause hearing damage.
  high volume levels when usin
  earbuds, especially for extend
- Do not use these earbuds wh
  motor vehicle, a bicycle, mac
  your inability to hear outside
  present a danger to you or ot

Cautions

- Using these earbuds limits you

UCTIONS

may be a choking
en under age three.
using the earbuds.
music or sounds
It is best to avoid
ng these
ded periods.
hen operating a
hinery or where
sounds may
thers.

ur ability to hear

noises around you, regardless of listening volume. Please use caution when using these earbuds.

- Do not drop, sit on, or allow the earbuds to be immersed in water.

This symbol indicates that this product shall not be treated as household waste. Instead it shall be handed over to the applicable collection point for the recycling of electrical and electronic equipment.

Unsuitable for children under three years because it might, for instance, contain small parts.

To prevent possible hearing damage, do not listen at high volume levels for long periods.

⚠ The input voltage to the product is 5V 1A. For your safety, please always use appropriate 5V output charger/Adapter to charge the product. DO NOT USE Quick Charging USB Adapter to charge the product, as it might damage the product. The USB charging cable included with this item is intended for use with this product only. Only use the included USB charging cable to charge this product. Only operate the product at ambient temperatures between 10°C/ 50°F and 40 °C/104 °F. The unit should be stored below 70°C/158°F. Switch off the product after use. Please note that we won't take any responsibility for any wrong operation (eg. Voltage higher than 5V) as this may result in severe injury or loss of property, and we

FCC

NOT
foun
digit
Rule
reas
inter
equi
radic
and
may

cannot control the operating process during the time the user using this product. In extreme cases, abuse or misuse of Lithium battery pack can lead to explosion, heat generation, fire development or smoke development.

Statement

E: This equipment has been tested and d to comply with the limits for a Class B al device, pursuant to part 15 of the FCC s. These limits are designed to provide onable protection against harmful rference in a residential installation. This pment generates uses and can radiate o frequency energy and, if not installed used in accordance with the instructions, cause harmful interference to radio

communications. Ho that interference wi installation. If this equ interference to radi which can be det equipment off and o try to correct the inte the following measu

Reorient or relocate t
- Increase the separati and receiver.
- Connect the equipm circuit different from connected.
- Consult the dealer or technician for help.

wever, there is no guarantee
ll not occur in a particular
uipment does cause harmful
io or television reception,
termined by turning the
n, the user is encouraged to
erference by one or more of
res:

he receiving antenna.
on between the equipment

ent into an outlet on a
that to which the receiver is

r an experienced radio/TV

Changes or modifications not exp
by the party responsible for comp
the user's authority to operate th
This device complies with Part 15
Operation is subject to the followin
(1) this device may not cause h
ence, and
(2) this device must accept a
received, including interference
undesired operation.

FCC ID: 2ADM5-MA-3045

pressly approved
liance could void
he equipment.
of the FCC Rules.
g two conditions:
harmful interfer-

ny interference
that may cause

005330/31

MUVEACOUSTICS

ONE-YEAR LIMITED WARRANTY

MUVEACOUSTICS NEO earbuds have been subjected to a thorough series of tests to ensure the highest level of dependability. It is unlikely that you will experience any problem, but if a defect should become apparent during the use of this product, MUVEACOUSTICS warrants to the original purchaser that this product will be free from defects in material and workmanship for a period of 12 months from the date of your original purchase from an authorized dealer. If a defect covered by this warranty occurs, MUVEACOUSTICS, at its option, will repair or replace the product purchase at no repair charge (postage charges will apply). If a replacement is necessary and your product is no longer available, a comparable product may be substituted at the sole discretion of MUVEACOUSTICS.

This warranty does not cover normal wear and tear, abusive use or misuse, modification, tampering or by any other cause not related to either materials or workmanship. This warranty does not apply to product used for any industrial, professional or commercial purposes.

CUSTOM

12 For service
months war
Consumer S

Email: consu

Keep all relevant in

Imported and distrib
Zeeva International L
All rights reserved

Suite 1007B–1008, 10/
33 Wang Chiu Road,
Hong Kong

ER **SERVICES**

on any defective under 12
rranty policy, please contact
upport.

umersupport@zeeva.com

formation for future reference

uted by
imited.

F, Exchange Tower,
Kowloon Bay,

Thank you for trusting MUVEACOUSTICS with
delivering you excellence in sound.
We encourage you to connect with us and
become a part of our community!

SCAN THE QR CODE YOU WILL FIND INSIDE.
SHARE WITH US YOUR PRODUCT EXPERIENCE.

www.muveacoustics.com