USER MANUAL OF SMART KIT

IMPORTANT NOTE:
Read the manual carefully before installing or connecting your Smart kit(Wireless module). Make sure to save this manual for future reference.

CONTENTS

1 SPECIFICATION..... 1
2 PRECAUTIONS 1
3 DOWNLOAD AND INSTALL APP..... 2
4 INSTALL THE SMART KIT..... 3
5 USER REGISTRATION 4
6 NETWORK CONFIGURATION..... 5
7 HOW TO USE APP.....20
8 SPECIAL FUNCTIONS.....22

DECLARATION OF CONFORMITY

Hereby, we declare that this Smart kit is in compliance with the essential requirements and other relevant provisions of Directive 2014/53/EU.
A copy of the full DoC is attached.
(European Union products only)

1 SPECIFICATION

Model: SK-Z101
Antenna Type: Copper tube antenna
Frequency Band: 2400-2483.5MHz
Operation Temperature:0°C~45°C/32°F~113°F
Operation Humidity: 10%~85%
Power Input: DC 5V/300mA
Maximum TX Power: <30dBm

2 USER REGISTRATION

1、 The gateway has completed configuration
2、 Visit https://192.168.100.185
(Example: Gateway address setting URL)
3、 User login
4、Control the AC

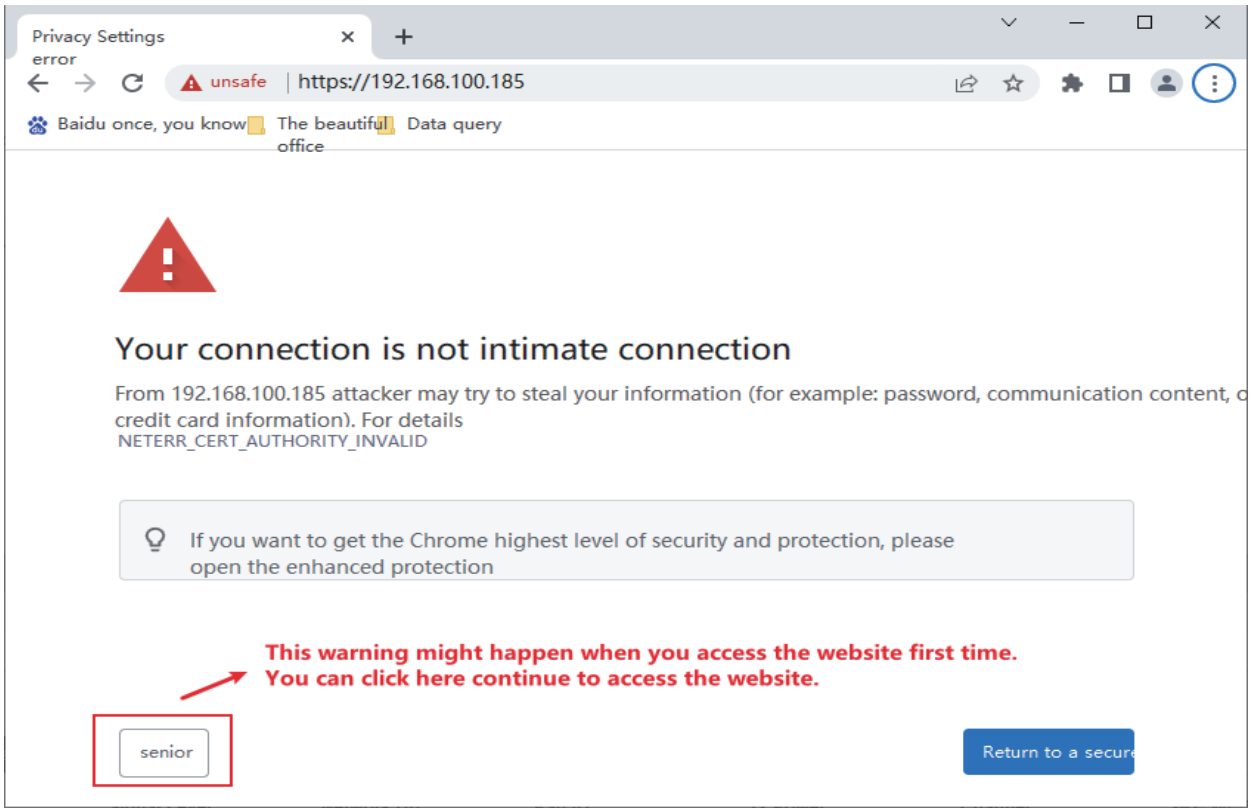
Privacy Settings error
unsafe
https://192.168.100.185
Baidu once, you know
The beautiful office
Data query
Your connection is not intimate connection
From 192.168.100.185 attacker may try to steal your information (for example: password, communication content, o
credit card information). For details
NETERR_CERT_AUTHORITY_INVALID
If you want to get the Chrome highest level of security and protection, please open the enhanced protection
This warning might happen when you access the website first time.
You can click here continue to access the website.
senior
Return to a secur

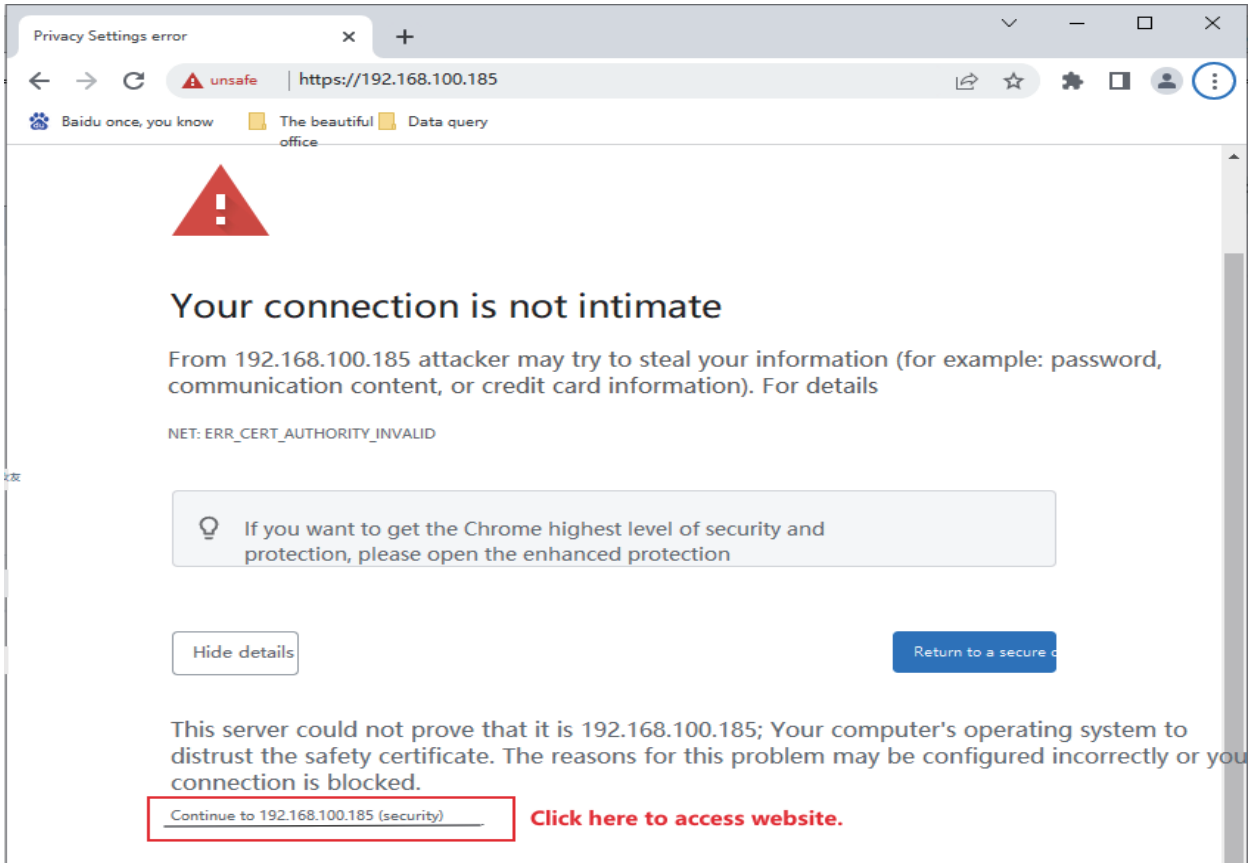
Privacy Settings error
unsafe
https://192.168.100.185
Baidu once, you know
The beautiful office
Data query
Your connection is not intimate
From 192.168.100.185 attacker may try to steal your information (for example: password, communication content, or credit card information). For details
NET: ERR_CERT_AUTHORITY_INVALID
If you want to get the Chrome highest level of security and protection, please open the enhanced protection
Hide details
Return to a secure
This server could not prove that it is 192.168.100.185; Your computer's operating system to distrust the safety certificate. The reasons for this problem may be configured incorrectly or you connection is blocked.
Continue to 192.168.100.185 (security)
Click here to access website.

❷

用户登录
[Account]
admin
[Password]
123AB@ab
[Language]
中文
Click here to change language to English.
中文
English
登录 [Login]

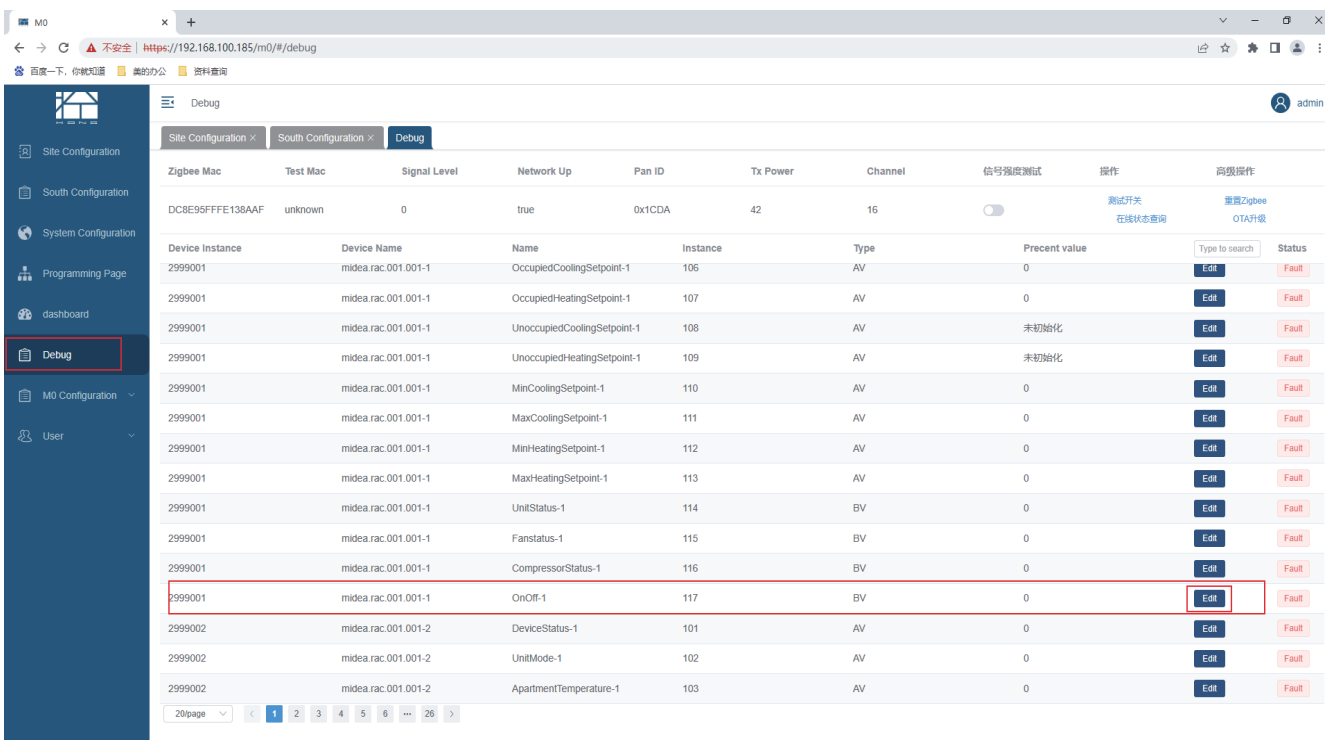
M0
不安全 | https://192.168.100.185/m0/#/debug
Debug
admin
Site Configuration
South Configuration
System Configuration
Programming Page
dashboard
Debug
M0 Configuration
User
Site Configuration
South Configuration
Debug
Zigbee Mac
Test Mac
Signal Level
Network Up
Pan ID
Tx Power
Channel
信号强度测试
操作
高级操作
DC8E95FFFE138AAF
unknown
0
true
0x1CDA
42
16
测试开关
在线状态查询
重置Zigbee
OTA升级
Device Instance
Device Name
Name
Instance
Type
Precent value
Status
2999001 midea.rac.001.001-1 OccupiedCoolingSetpoint-1 106 AV 0 Edit Fault
2999001 midea.rac.001.001-1 OccupiedHeatingSetpoint-1 107 AV 0 Edit Fault
2999001 midea.rac.001.001-1 UnoccupiedCoolingSetpoint-1 108 AV 未初始化 Edit Fault
2999001 midea.rac.001.001-1 UnoccupiedHeatingSetpoint-1 109 AV 未初始化 Edit Fault
2999001 midea.rac.001.001-1 MinCoolingSetpoint-1 110 AV 0 Edit Fault
2999001 midea.rac.001.001-1 MaxCoolingSetpoint-1 111 AV 0 Edit Fault
2999001 midea.rac.001.001-1 MinHeatingSetpoint-1 112 AV 0 Edit Fault
2999001 midea.rac.001.001-1 MaxHeatingSetpoint-1 113 AV 0 Edit Fault
2999001 midea.rac.001.001-1 UnitStatus-1 114 BV 0 Edit Fault
2999001 midea.rac.001.001-1 Fanstatus-1 115 BV 0 Edit Fault
2999001 midea.rac.001.001-1 CompressorStatus-1 116 BV 0 Edit Fault
2999001 midea.rac.001.001-1 OnOff-1 117 BV 0 Edit Fault
2999002 midea.rac.001.001-2 DeviceStatus-1 101 AV 0 Edit Fault
2999002 midea.rac.001.001-2 UnitMode-1 102 AV 0 Edit Fault
2999002 midea.rac.001.001-2 ApartmentTemperature-1 103 AV 0 Edit Fault
20/page
1 2 3 4 5 6 ... 26

3

CAUTIONS:

Wireless network module models: SK-Z101:
FCC ID:2ADQOMDNA24
IC:12575A-MDNA24

To satisfy FCC exterior labeling requirements, the following text must be placed on the exterior of the end product
Contains Transmitter module FCC ID: 2ADQOMDNA24

To satisfy ISED exterior labeling requirements, the following text must be placed on the exterior of the end product
Contains Transmitter module IC: 12575A-MDNA24

This device complies with Part 15 of the FCC Rules and it contains licence-exempt transmitter(s)/receiver(s) that comply with Innovation, Science and Economic Development Canada's licence-exempt RSS(s).

Operation is subject to the following two conditions:
(1) This device may not cause interference; and
(2) This device must accept any interference, including interference that may cause undesired operation of the device.

Only operate the device in accordance with the instructions supplied.
Changes or modifications to this unit not expressly approved by the party responsible for compliance could void the user's authority to operate the equipment.

This device complies with FCC radiation exposure limits set forth for an uncontrolled environment. In order to avoid the possibility of exceeding the FCC radio frequency exposure limits, human proximity to the antenna shall not be less than 20cm (8 inches) during normal operation.

In Canada:

Pour satisfaire alSED extérieur étiauetaae.le texte suivant doit être placéa'extérieur du produit fina "Containsémetteur moduleIC:12575A-MDNA24".

CAN ICES-3(B)/NMB-3(B)
Le présent appareil est conforme aux CNR Innovation, Sciences et Développement économique Canada applicables aux appareils radio exempts de licence. L'exploitation est autorisée aux deux conditions suivantes:

(1) il ne doit pas produire de brouillage et (2) l' utilisateur du dispositif doit étre prêt à accepter tout brouillage radioélectrique reçu, même si ce brouillage est susceptible de compromettre le fomctionnement du dispositif.

Cet émetteur ne doit pas être Co-placé ou ne fonctionnant en même temps qu'aucune autre antenne ou émetteur. Cet équipement devrait être installé et actionné avec une distance minimum de 20 millimètres entre le radiateur et votre corps.

NOTE: This equipment has been tested and found to comply with the limits for a Class B digital device, pursuant to part 15 of the FCC Rules. These limits are designed to provide reasonable protection against harmful interference in a residential installation. This equipment generates, uses and can radiate radio frequency energy and, if not installed and used in accordance with the instructions, may cause harmful interference to radio communications. However, there is no guarantee that interference will not occur in a particular installation. If this equipment does cause harmful interference to radio or television reception, which can be determined by turning the equipment off and on, the user is encouraged to try to correct the interference by one or more of the following measures:

--Reorient or relocate the receiving antenna.

--Increase the separation between the equipment and receiver.

--Connect the equipment into an outlet on a circuit different from that to which the receiver is connected.

--Consult the dealer or an experienced radio/TV technician for help.