Appendix F

RF Test Data for 5.5G WIFI (Conducted Measurement)

Product Name: Oti-Bot

Test Model: IT10287

Environmental Conditions

Temperature:	21.1° C
Relative Humidity:	52.2%
ATM Pressure:	100.0 kPa
Test Engineer:	Monkey Li
Supervised by:	Li Huan

F.1 26dB Bandwidth

Condition	Mode	Frequency (MHz)	Antenna	26 dB Bandwidth (MHz)	Limit 26 dB Bandwidth (MHz)	Verdict
NVNT	a	5500	Ant1	28.744	0.5	Pass
NVNT	a	5580	Ant1	29.658	0.5	Pass
NVNT	a	5700	Ant1	29.879	0.5	Pass
NVNT	n20	5500	Ant1	28.196	0.5	Pass
NVNT	n20	5580	Ant1	30	0.5	Pass
NVNT	n20	5700	Ant1	29.968	0.5	Pass
NVNT	n40	5510	Ant1	59.969	0.5	Pass
NVNT	n40	5550	Ant1	59.747	0.5	Pass
NVNT	n40	5670	Ant1	60	0.5	Pass
NVNT	ac20	5500	Ant1	29.936	0.5	Pass
NVNT	ac20	5580	Ant1	30	0.5	Pass
NVNT	ac20	5700	Ant1	29.767	0.5	Pass
NVNT	ac40	5510	Ant1	59.733	0.5	Pass
NVNT	ac40	5550	Ant1	59.786	0.5	Pass
NVNT	ac40	5670	Ant1	60	0.5	Pass

Test Graphs

26dB Bandwidth NVNT a 5500MHz Ant1

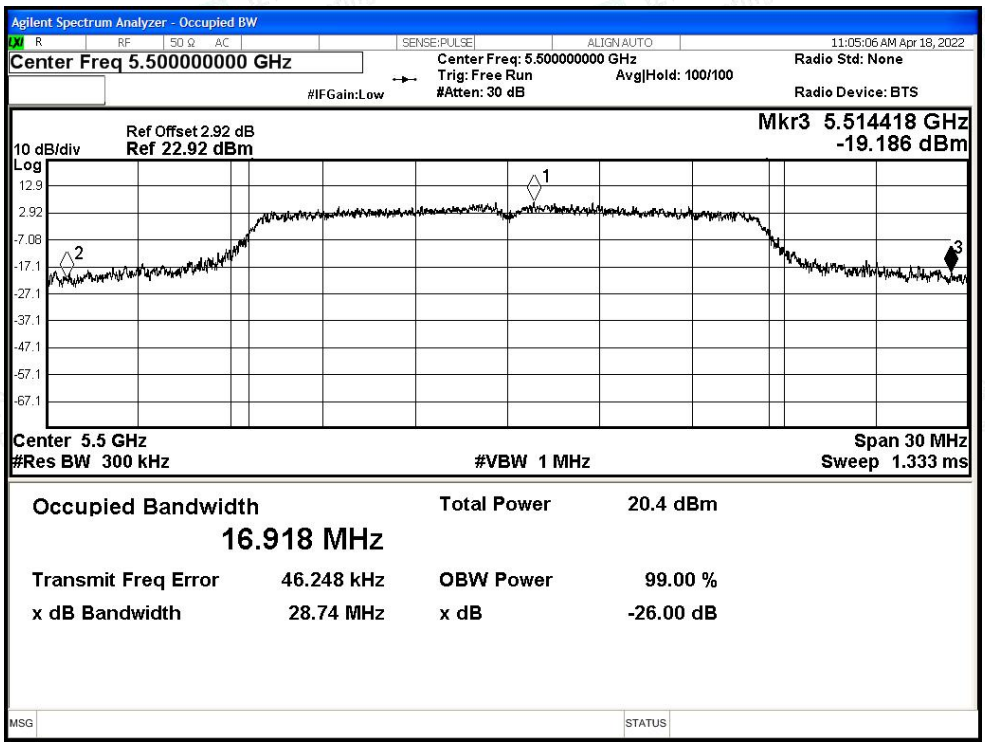

26dB Bandwidth NVNT a 5580MHz Ant1

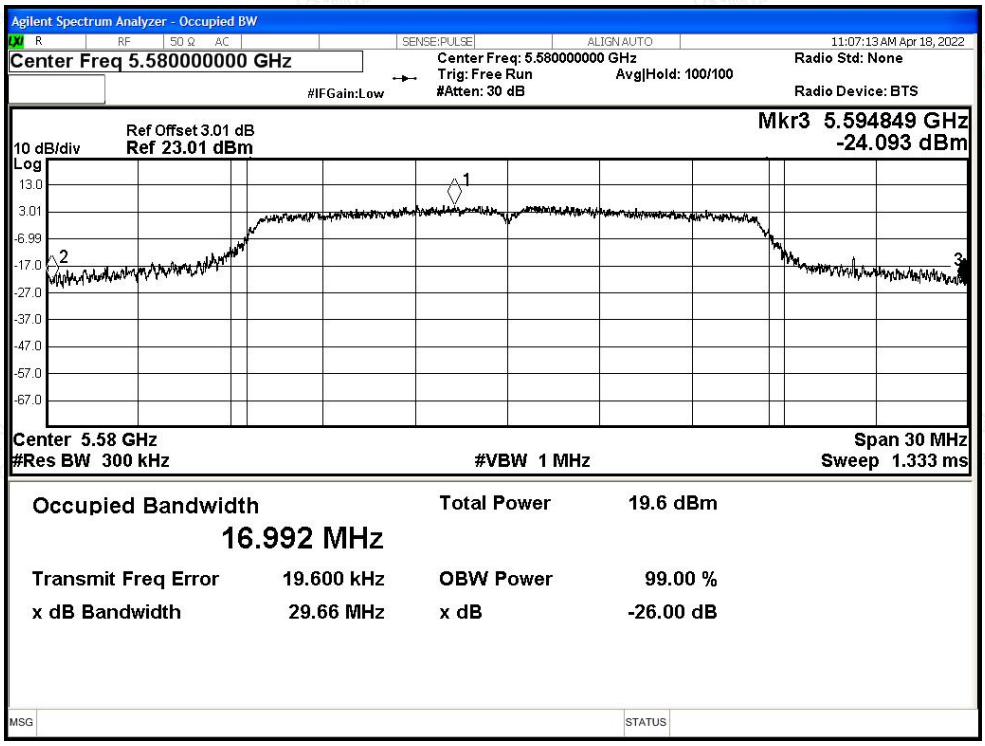

26dB Bandwidth NVNT a 5700MHz Ant1

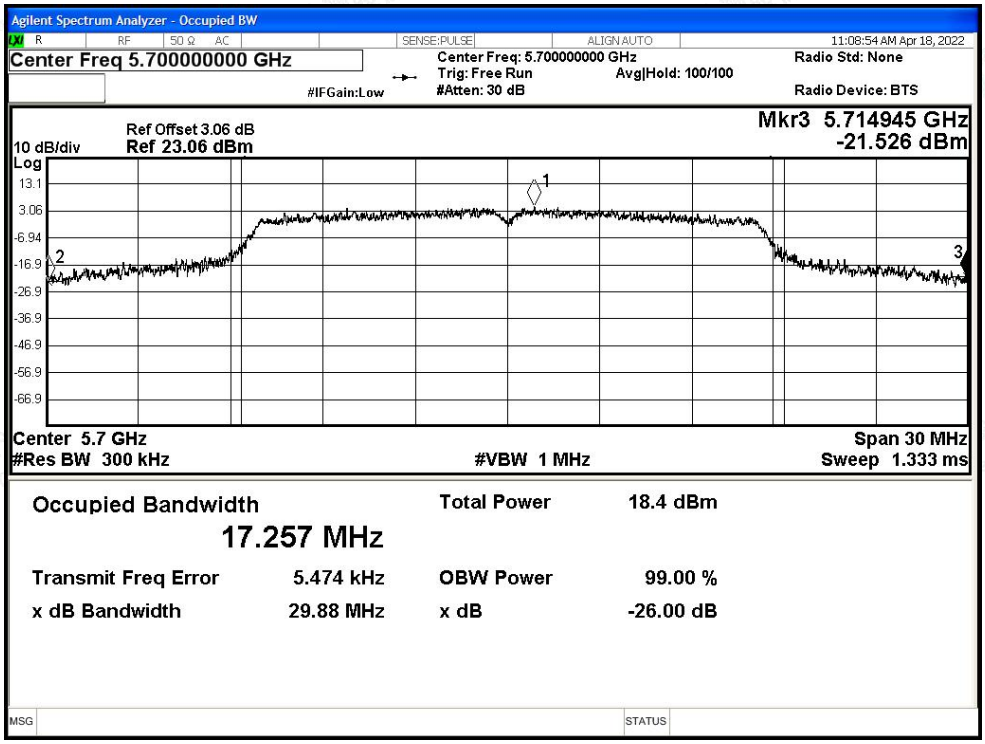

26dB Bandwidth NVNT n20 5500MHz Ant1

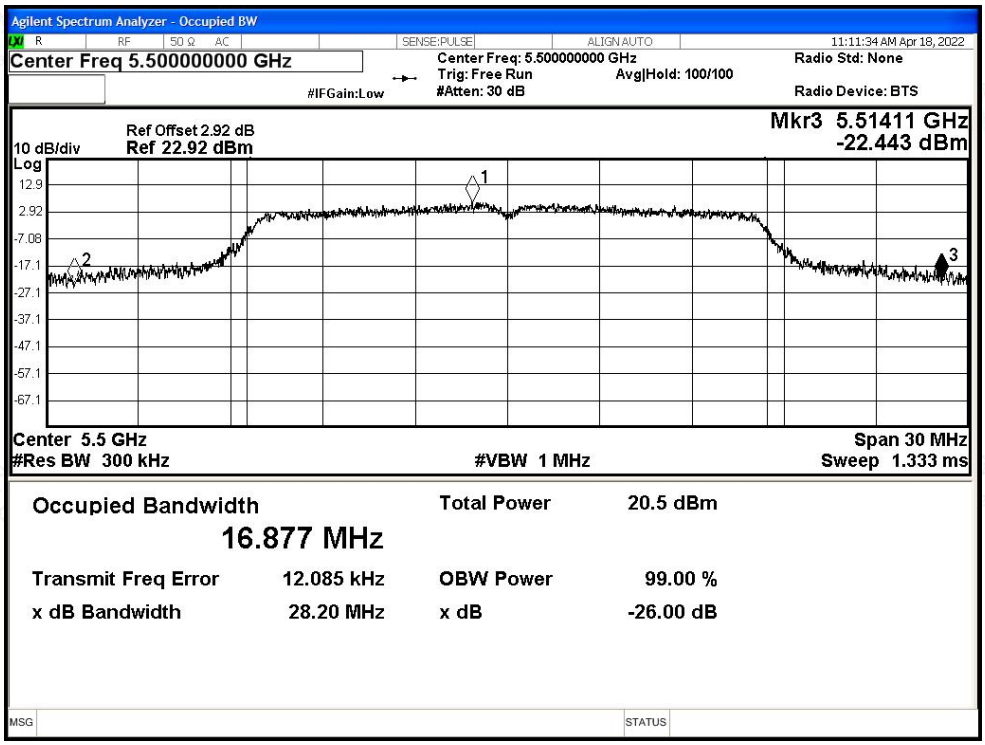

26dB Bandwidth NVNT n20 5580MHz Ant1

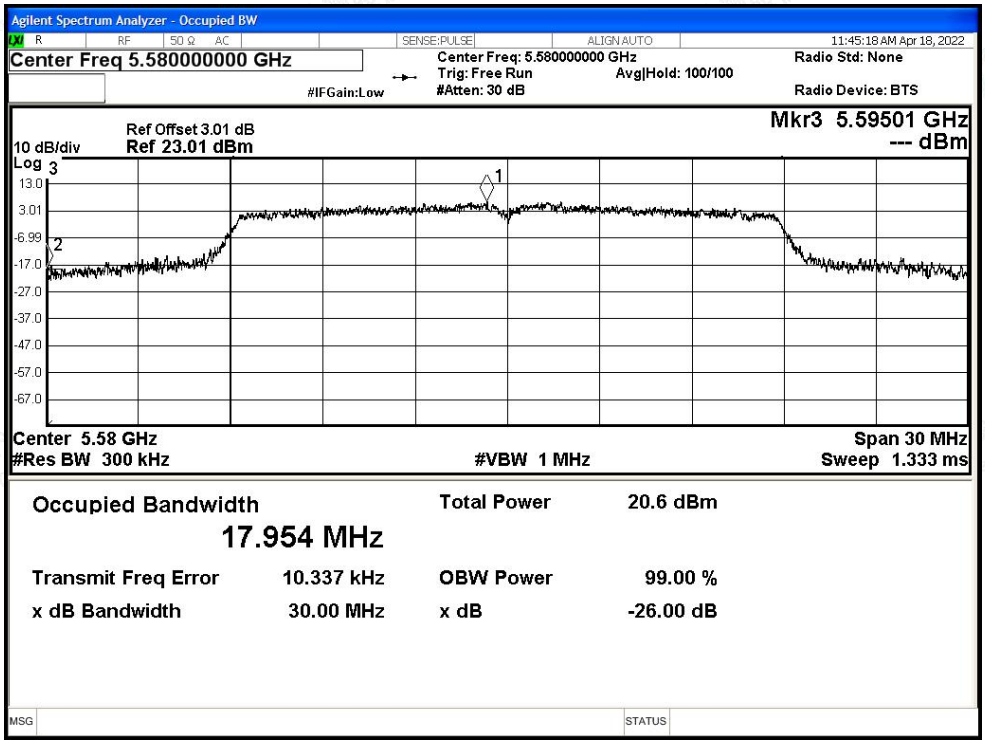

26dB Bandwidth NVNT n20 5700MHz Ant1

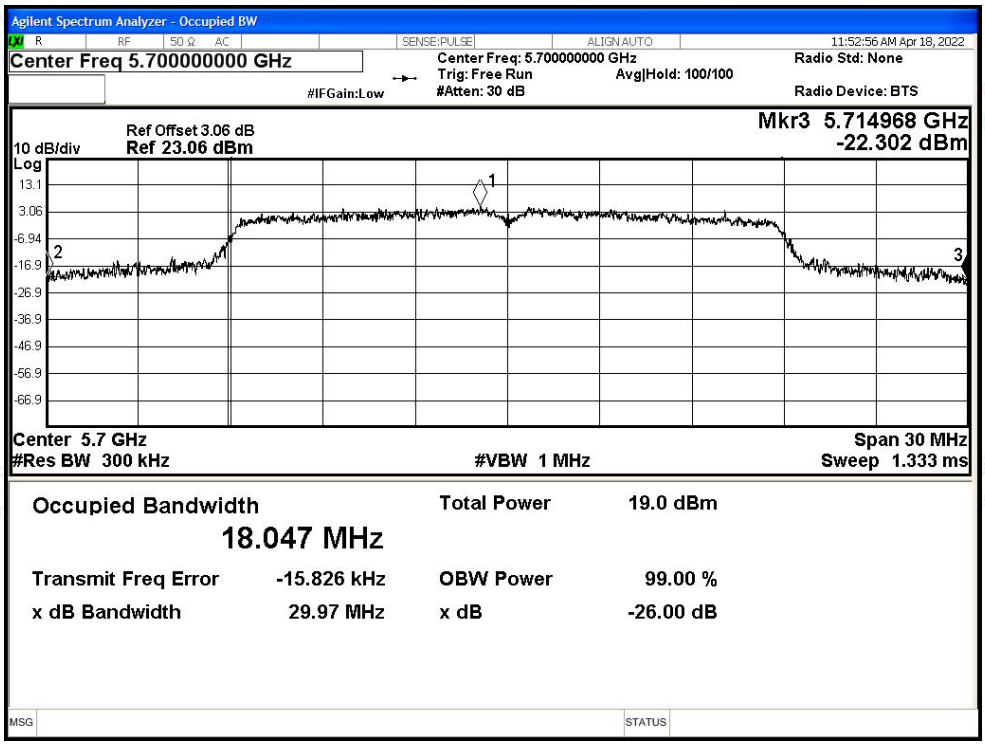

26dB Bandwidth NVNT n40 5510MHz Ant1

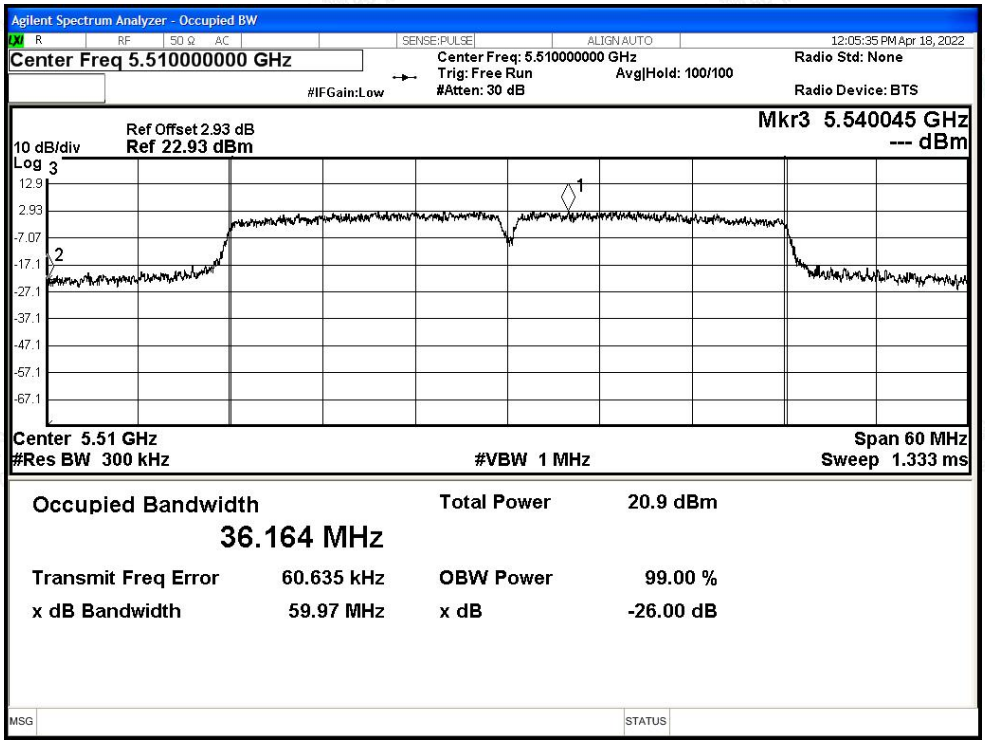

26dB Bandwidth NVNT n40 5550MHz Ant1

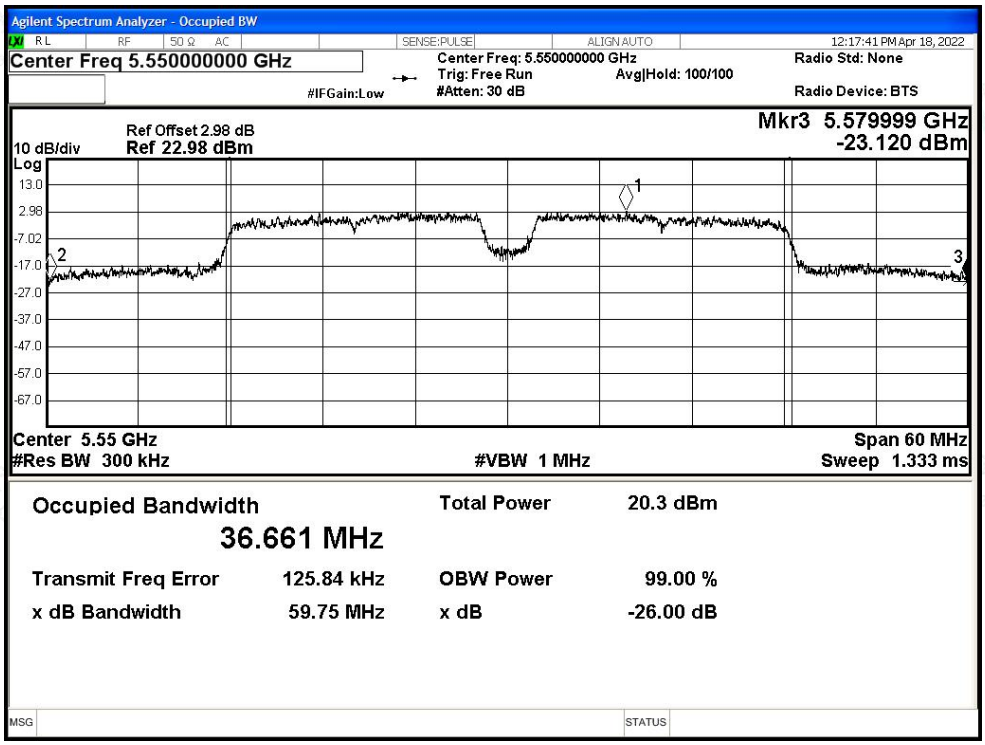

26dB Bandwidth NVNT n40 5670MHz Ant1

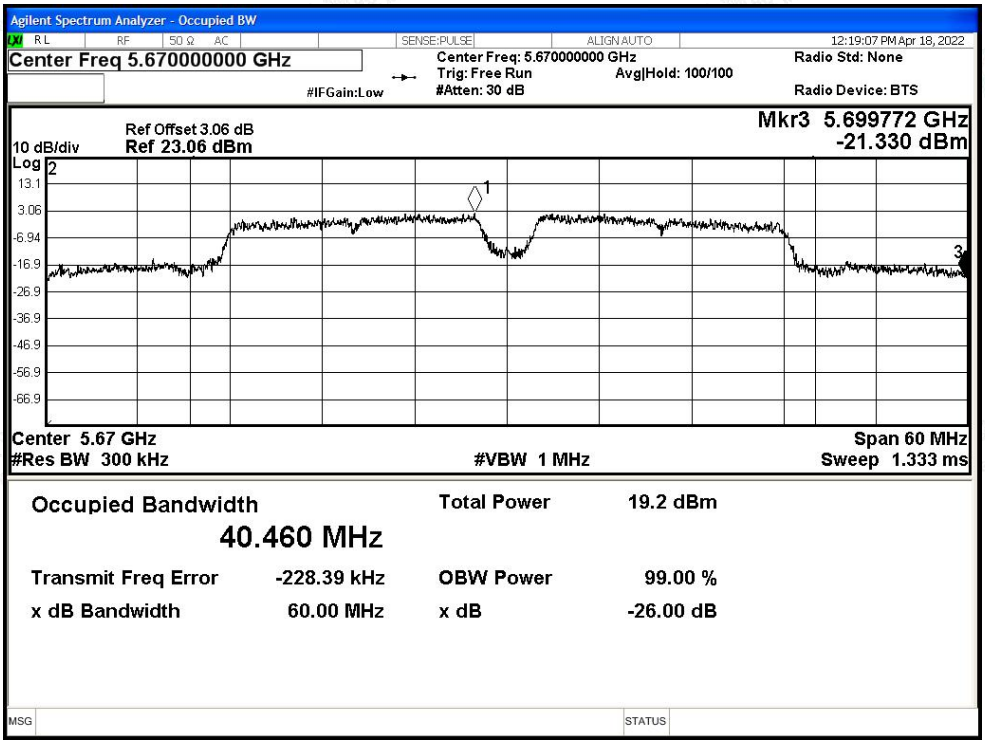

26dB Bandwidth NVNT ac20 5500MHz Ant1

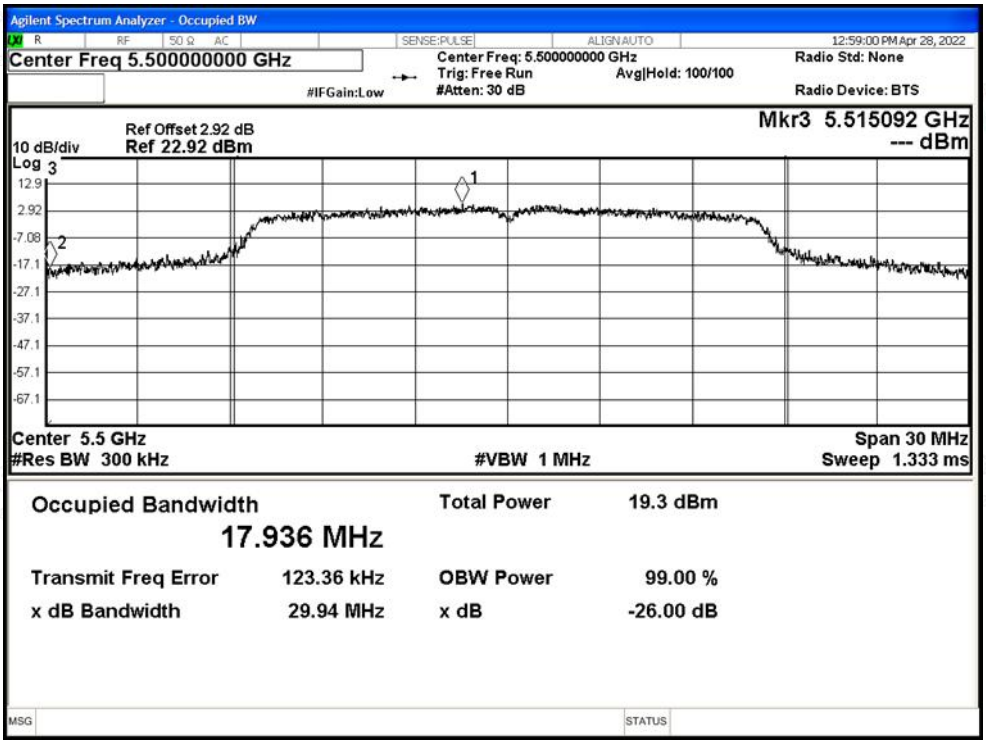

26dB Bandwidth NVNT ac20 5580MHz Ant1

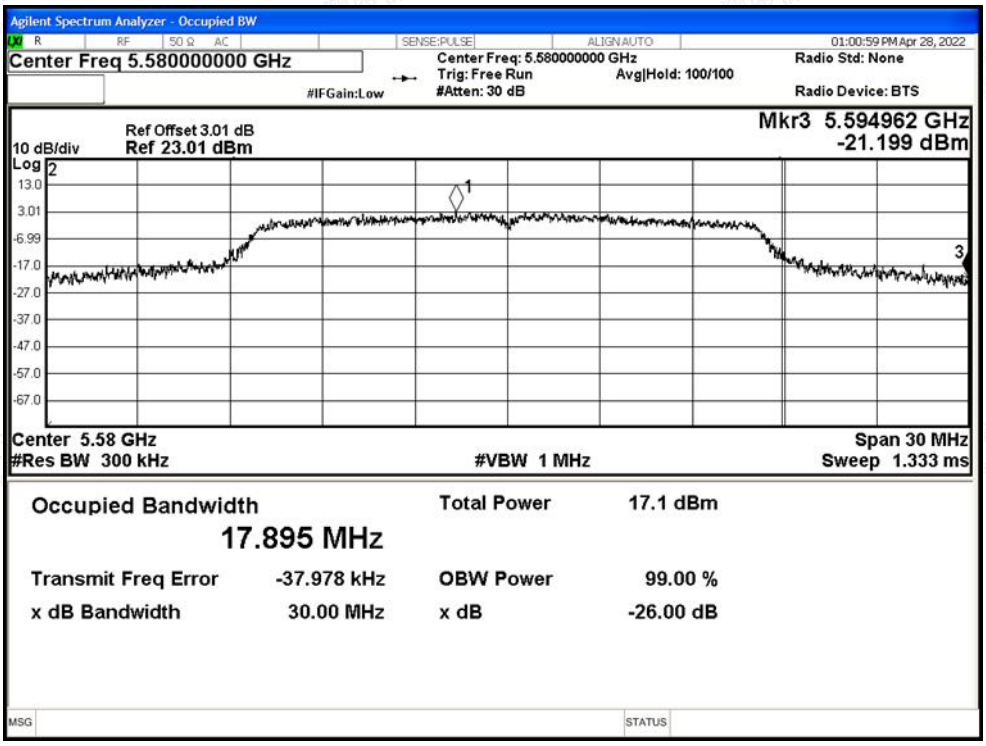

26dB Bandwidth NVNT ac20 5700MHz Ant1

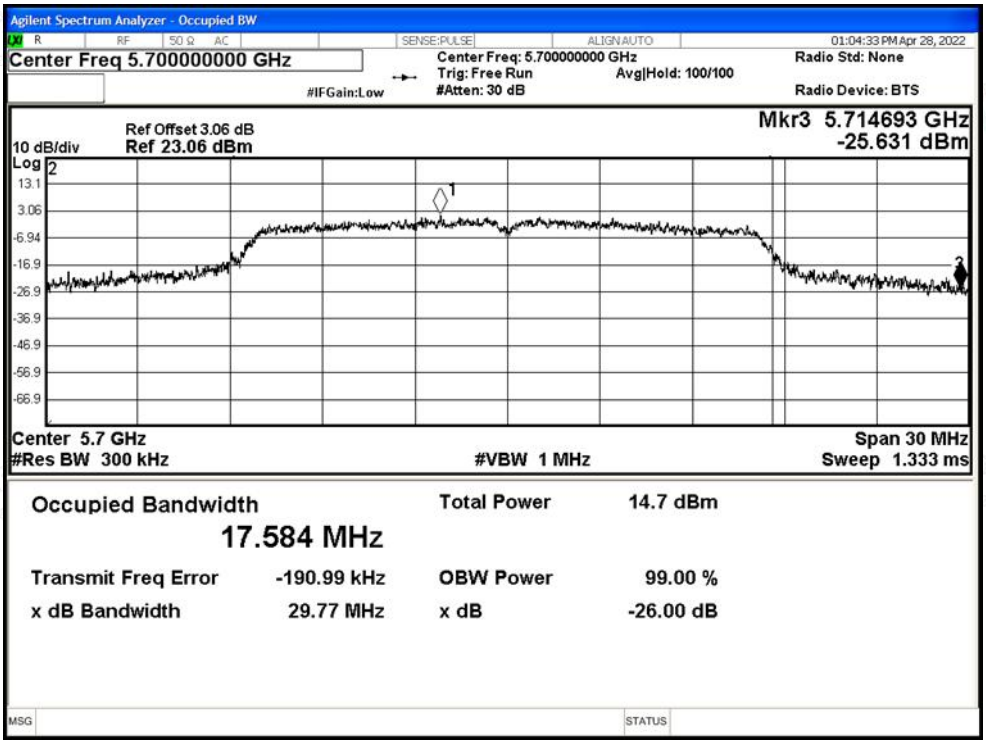

26dB Bandwidth NVNT ac40 5510MHz Ant1

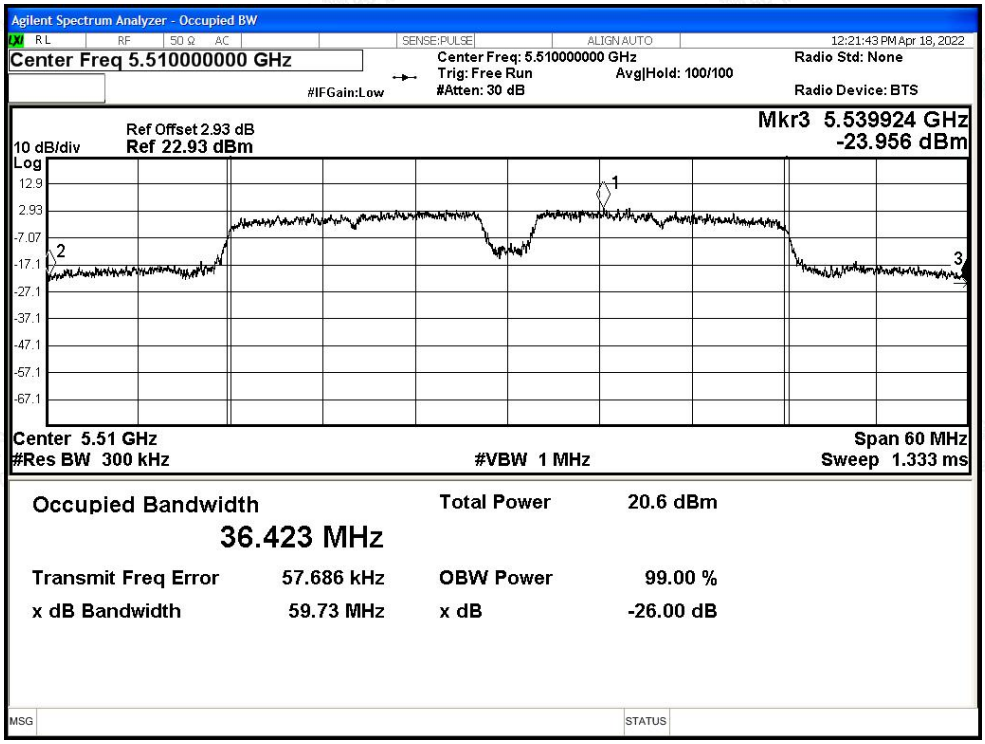

26dB Bandwidth NVNT ac40 5550MHz Ant1

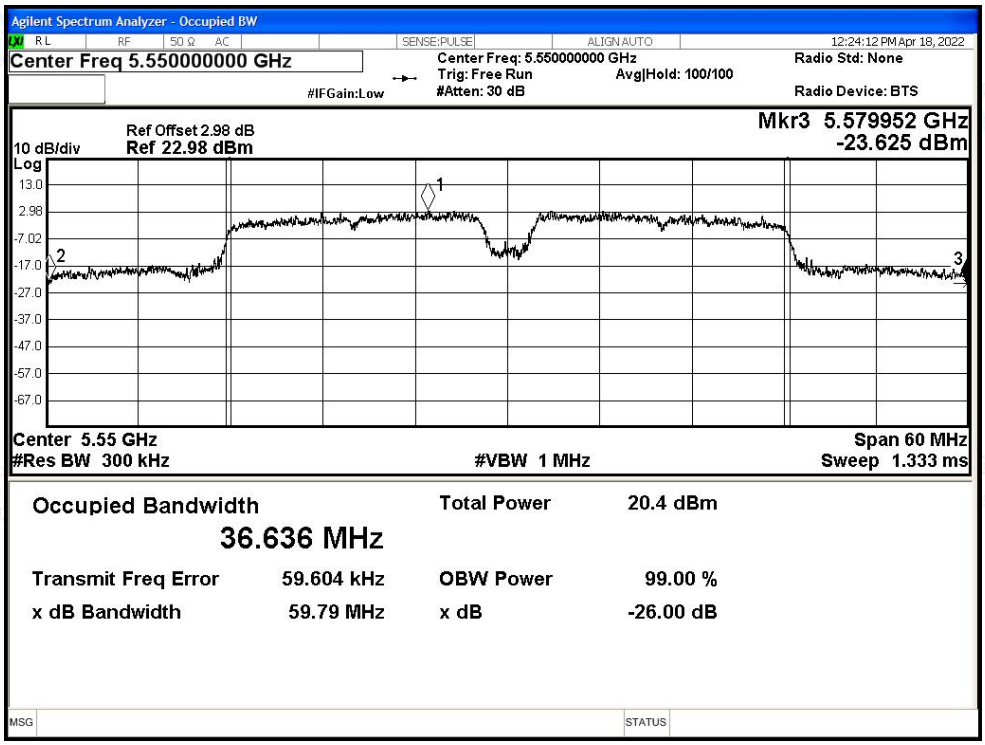

26dB Bandwidth NVNT ac40 5670MHz Ant1

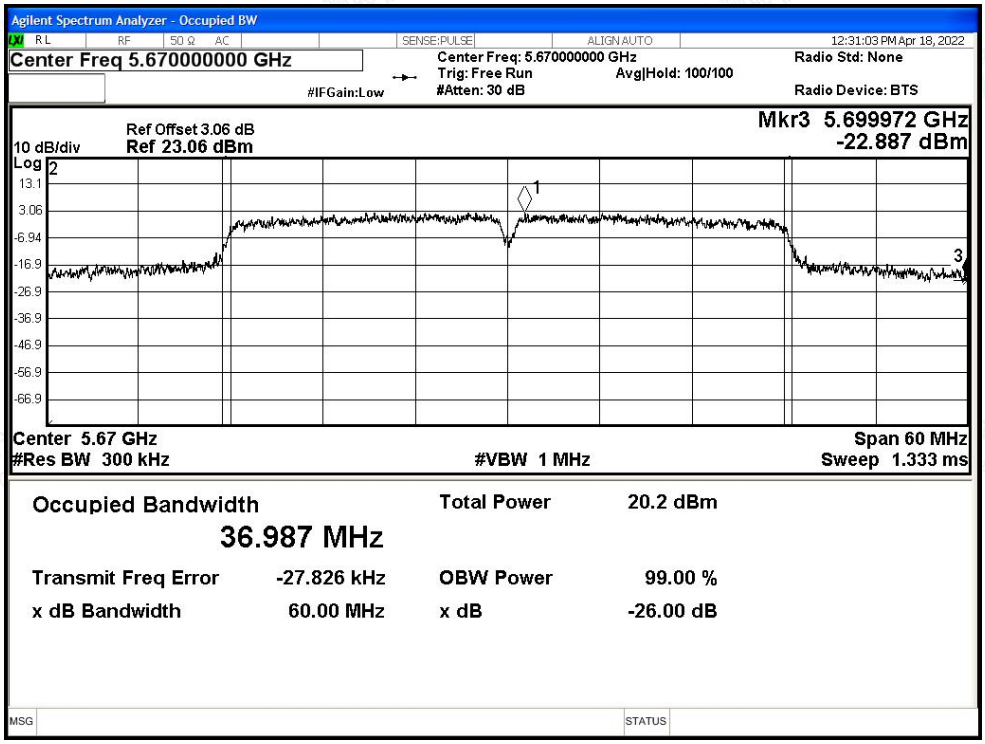

F.2 Maximum Conducted Output Power

Condition	Mode	Frequency (MHz)	Antenna	Total Power (dBm)	Limit (dBm)	Verdict
NVNT	a	5500	Ant1	14.34	24	Pass
NVNT	a	5580	Ant1	13.59	24	Pass
NVNT	a	5700	Ant1	12.53	24	Pass
NVNT	n20	5500	Ant1	14.75	24	Pass
NVNT	n20	5580	Ant1	14.94	24	Pass
NVNT	n20	5700	Ant1	13.32	24	Pass
NVNT	n40	5510	Ant1	15.16	24	Pass
NVNT	n40	5550	Ant1	14.59	24	Pass
NVNT	n40	5670	Ant1	13.13	24	Pass
NVNT	ac20	5500	Ant1	15.4	24	Pass
NVNT	ac20	5580	Ant1	14.66	24	Pass
NVNT	ac20	5700	Ant1	13.43	24	Pass
NVNT	ac40	5510	Ant1	14.61	24	Pass
NVNT	ac40	5550	Ant1	14.55	24	Pass
NVNT	ac40	5670	Ant1	14.21	24	Pass

Note：The Duty Cycle Factor is compensated in the graph.

F.3 Maximum Power Spectral Density

Condition	Mode	Frequency (MHz)	Antenna	Conducted PSD (dBm)	Duty Factor (dB)	Total PSD (dBm)	Limit (dBm)	Verdict
NVNT	a	5500	Ant1	0.94	0.1	1.04	11	Pass
NVNT	a	5580	Ant1	-1	0.11	-0.89	11	Pass
NVNT	a	5700	Ant1	-2.27	0.11	-2.16	11	Pass
NVNT	n20	5500	Ant1	-3.7	0.11	-3.59	11	Pass
NVNT	n20	5580	Ant1	2.28	0.12	2.4	11	Pass
NVNT	n20	5700	Ant1	0.12	0.12	0.24	11	Pass
NVNT	n40	5510	Ant1	-2.06	0.22	-1.84	11	Pass
NVNT	n40	5550	Ant1	-6.64	0.1	-6.54	11	Pass
NVNT	n40	5670	Ant1	-6.21	0.1	-6.11	11	Pass
NVNT	ac20	5500	Ant1	-2.12	0	-2.12	11	Pass
NVNT	ac20	5580	Ant1	-4.32	0	-4.32	11	Pass
NVNT	ac20	5700	Ant1	-6.83	0	-6.83	11	Pass
NVNT	ac40	5510	Ant1	-4.17	0.1	-4.07	11	Pass
NVNT	ac40	5550	Ant1	-4.57	0.1	-4.47	11	Pass
NVNT	ac40	5670	Ant1	-2.73	0.22	-2.51	11	Pass

Test Graphs

PSD NVNT a 5500MHz Ant1

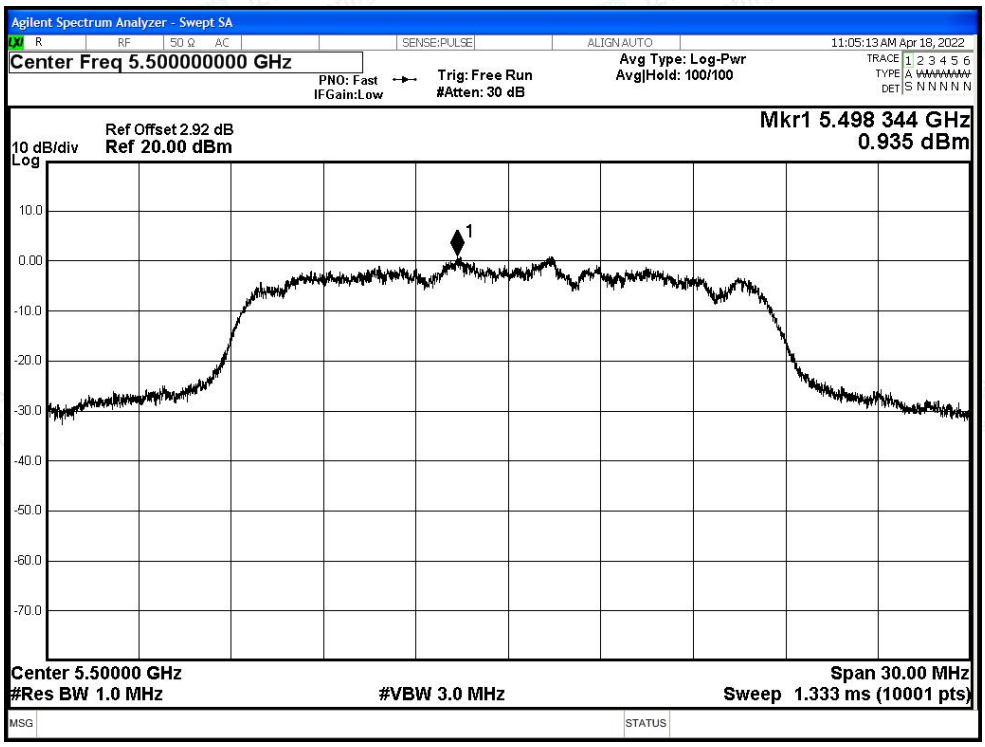

PSD NVNT a 5580MHz Ant1

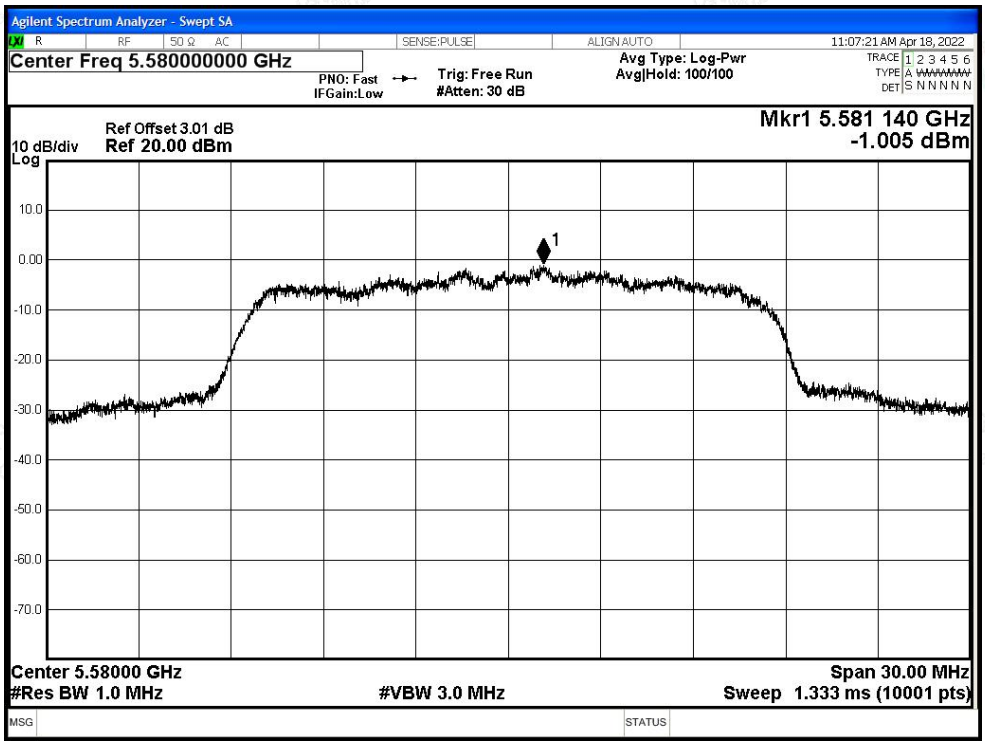

PSD NVNT a 5700MHz Ant1

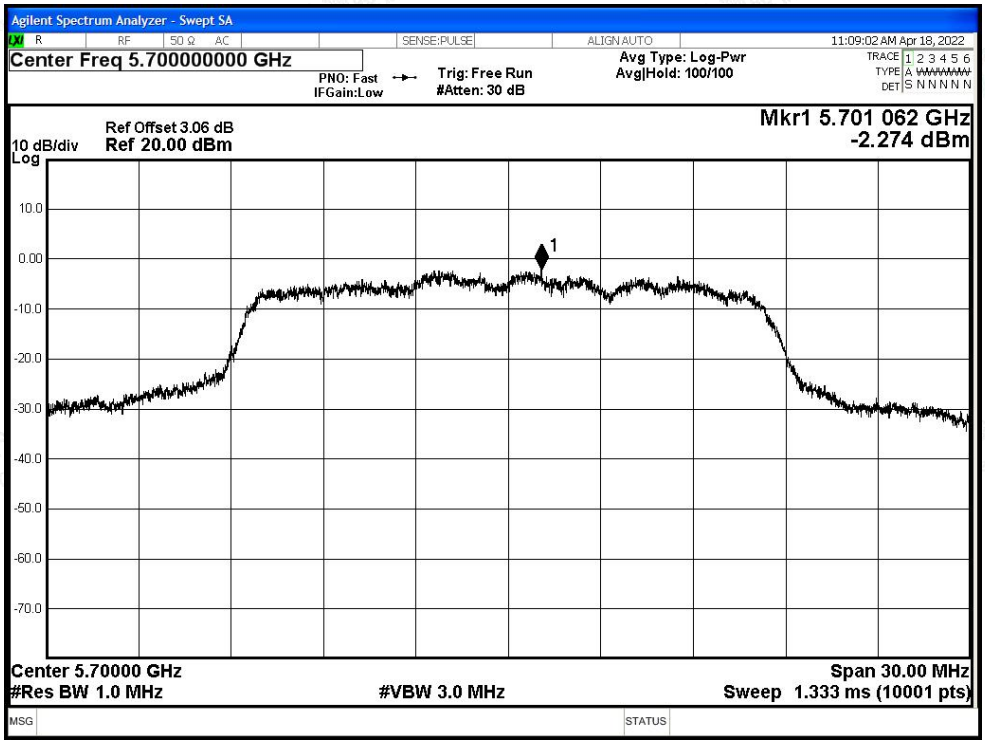

PSD NVNT n20 5500MHz Ant1

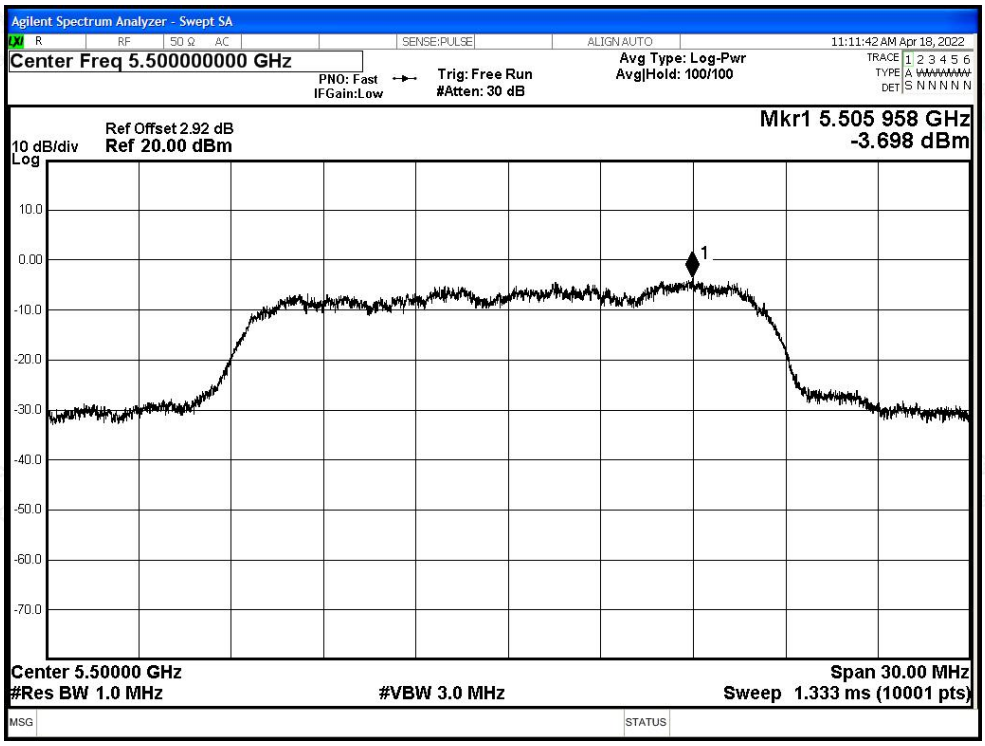

PSD NVNT n20 5580MHz Ant1

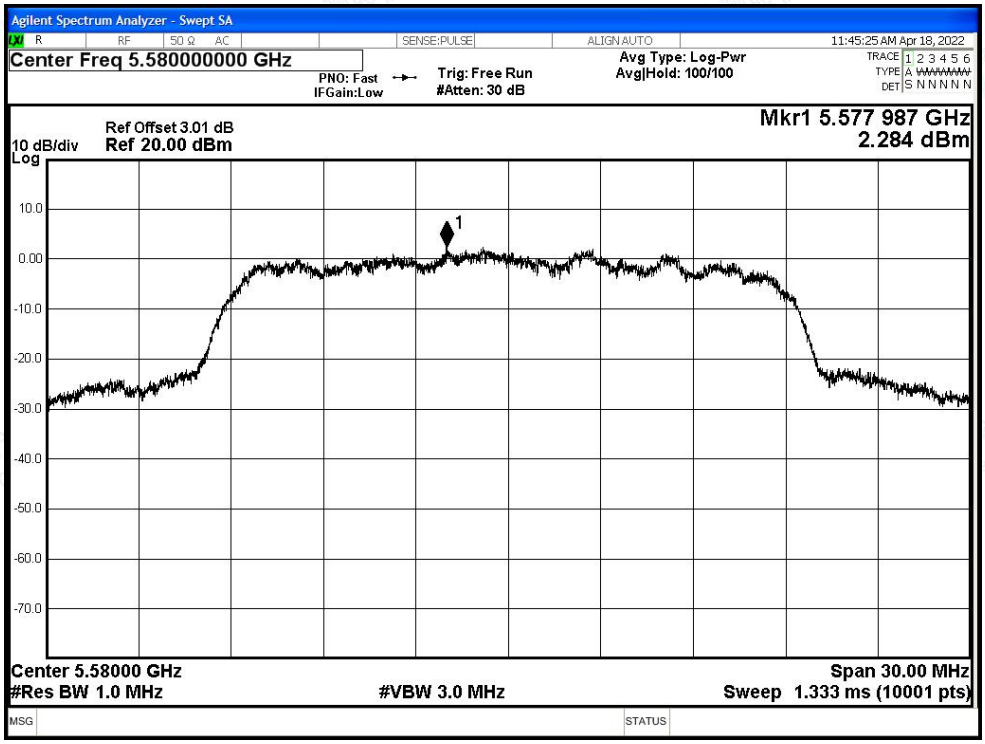

PSD NVNT n20 5700MHz Ant1

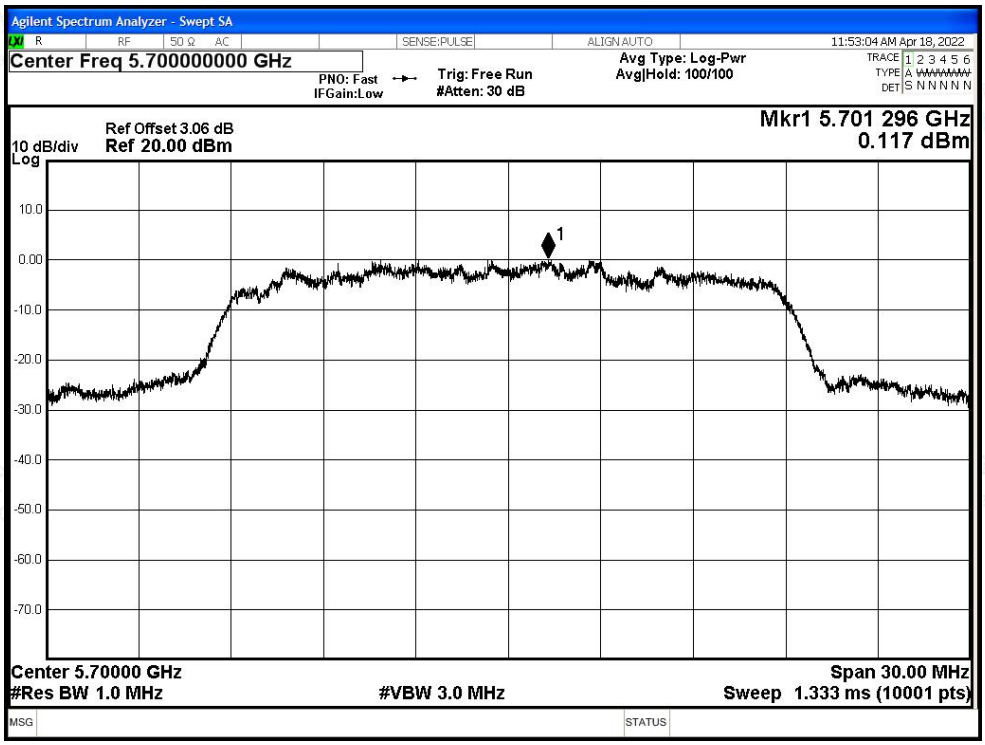

PSD NVNT n40 5510MHz Ant1

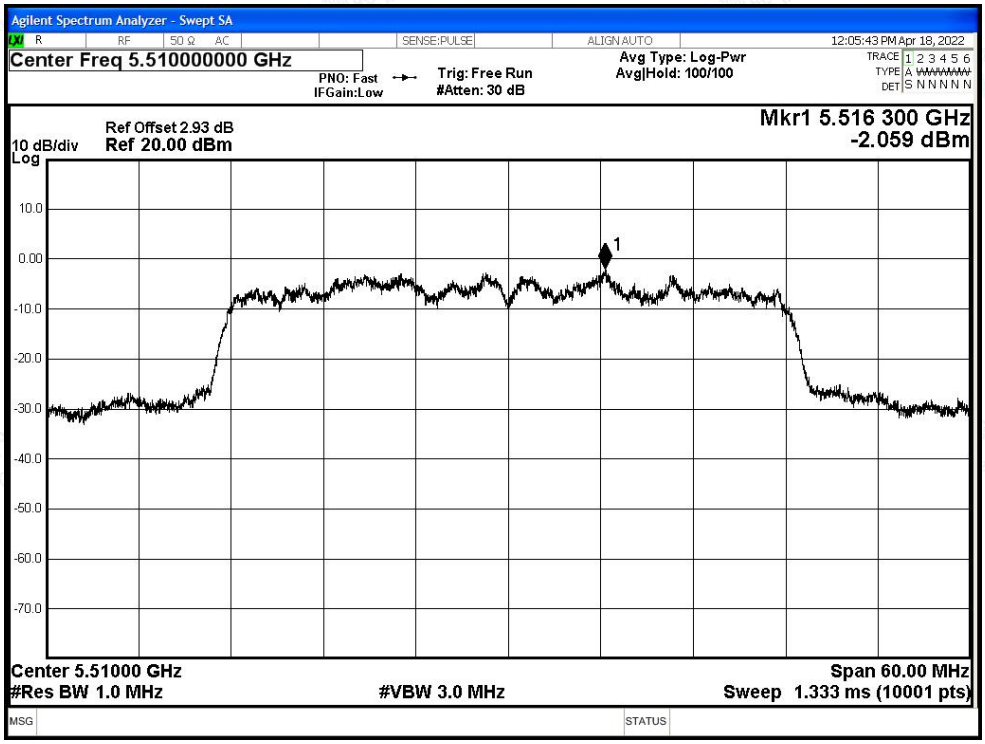

PSD NVNT n40 5550MHz Ant1

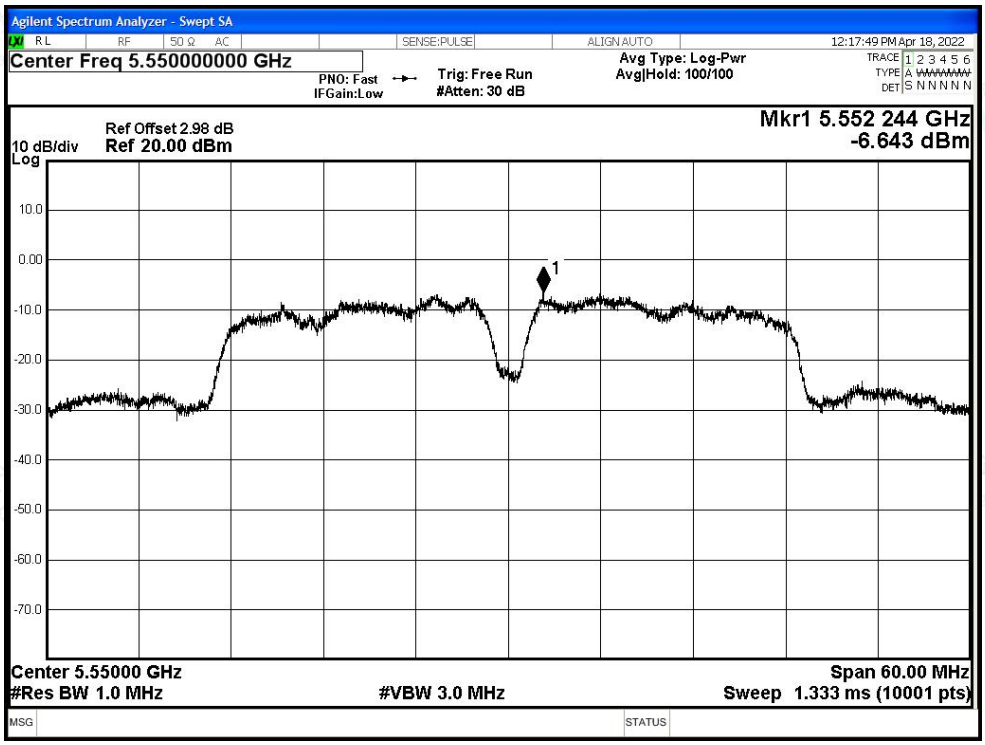

PSD NVNT n40 5670MHz Ant1

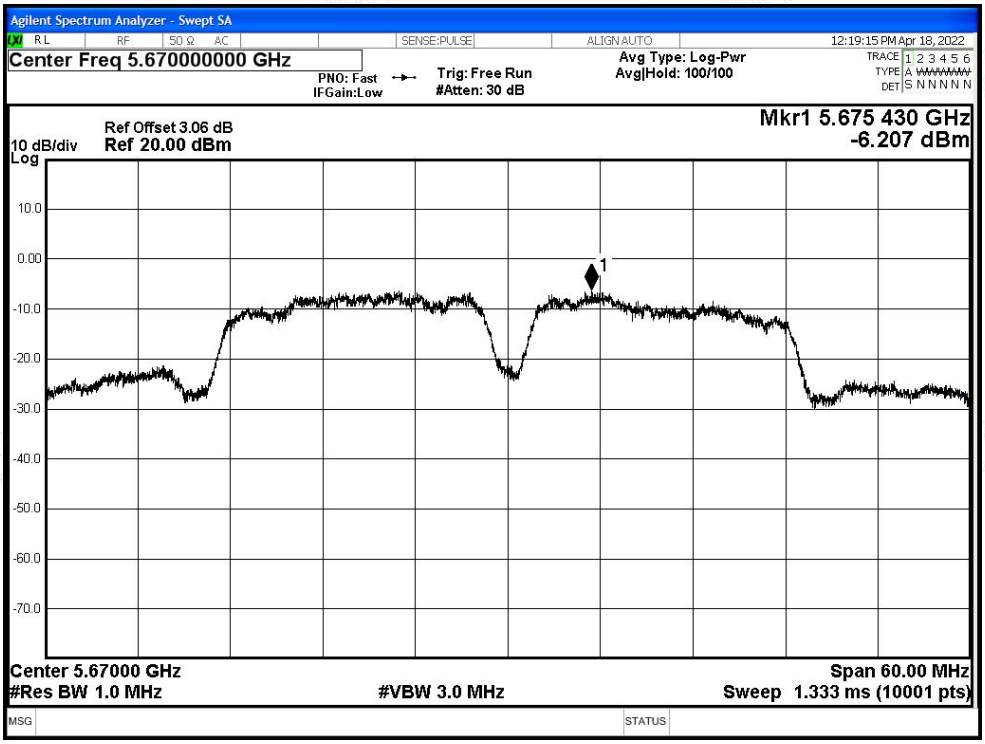

PSD NVNT ac20 5500MHz Ant1

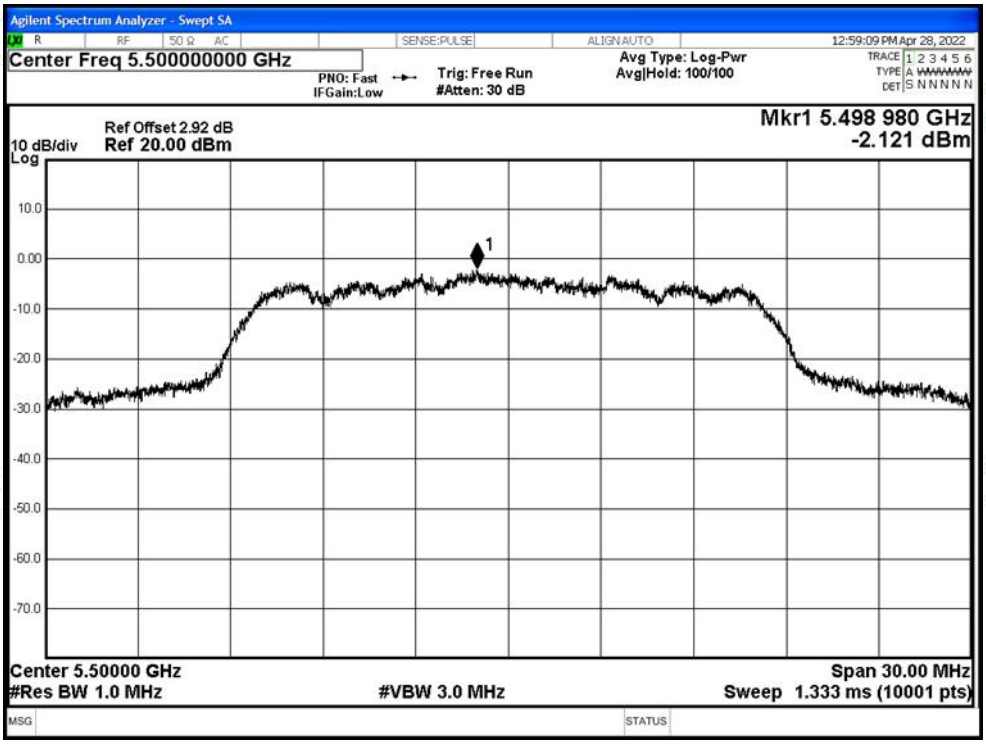

PSD NVNT ac20 5580MHz Ant1

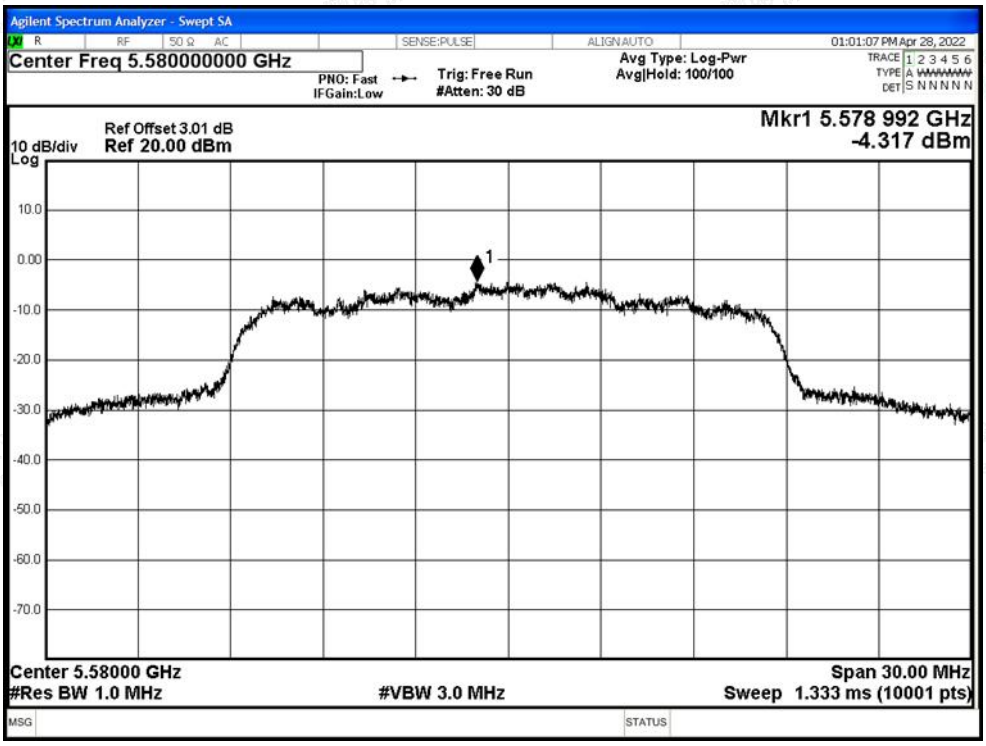

PSD NVNT ac20 5700MHz Ant1

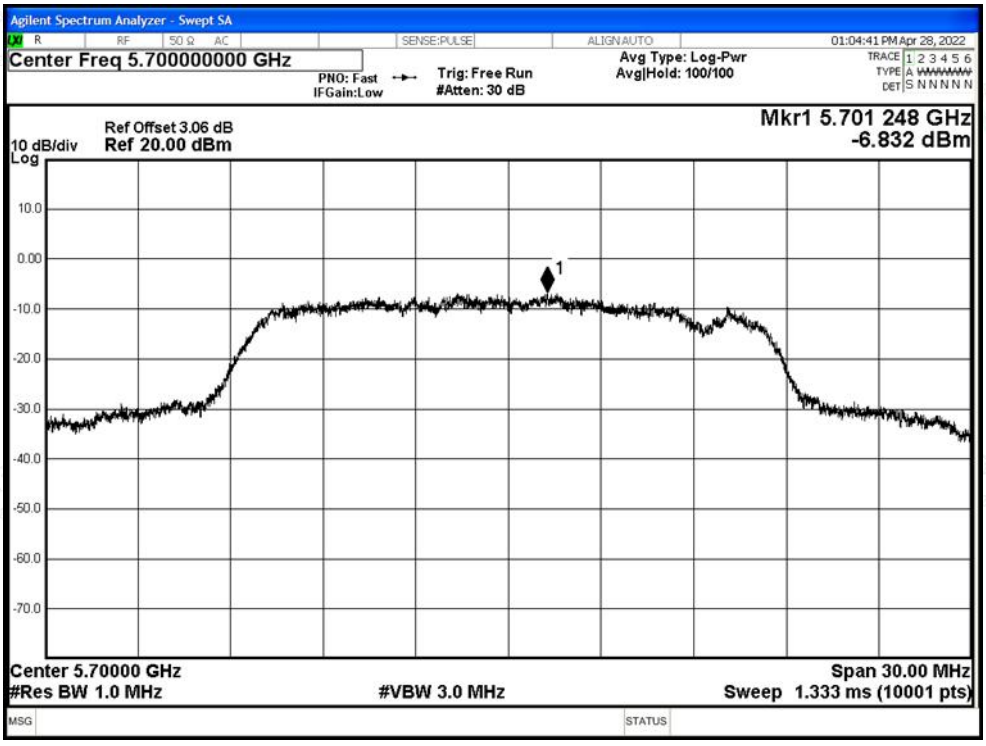

PSD NVNT ac40 5510MHz Ant1

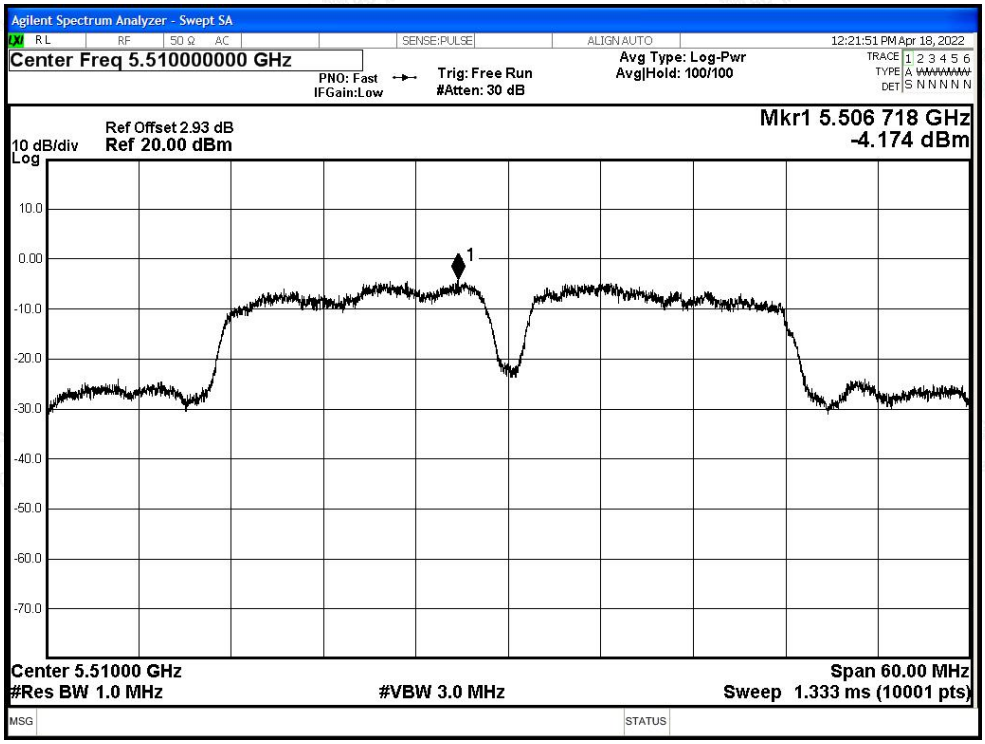

PSD NVNT ac40 5550MHz Ant1

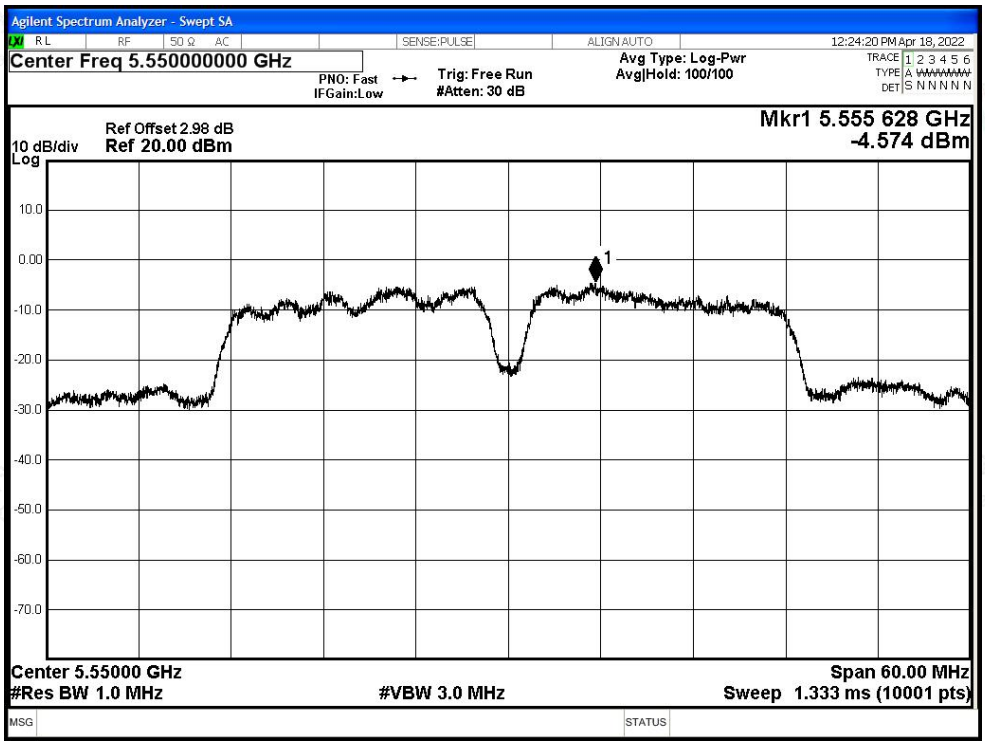

PSD NVNT ac40 5670MHz Ant1

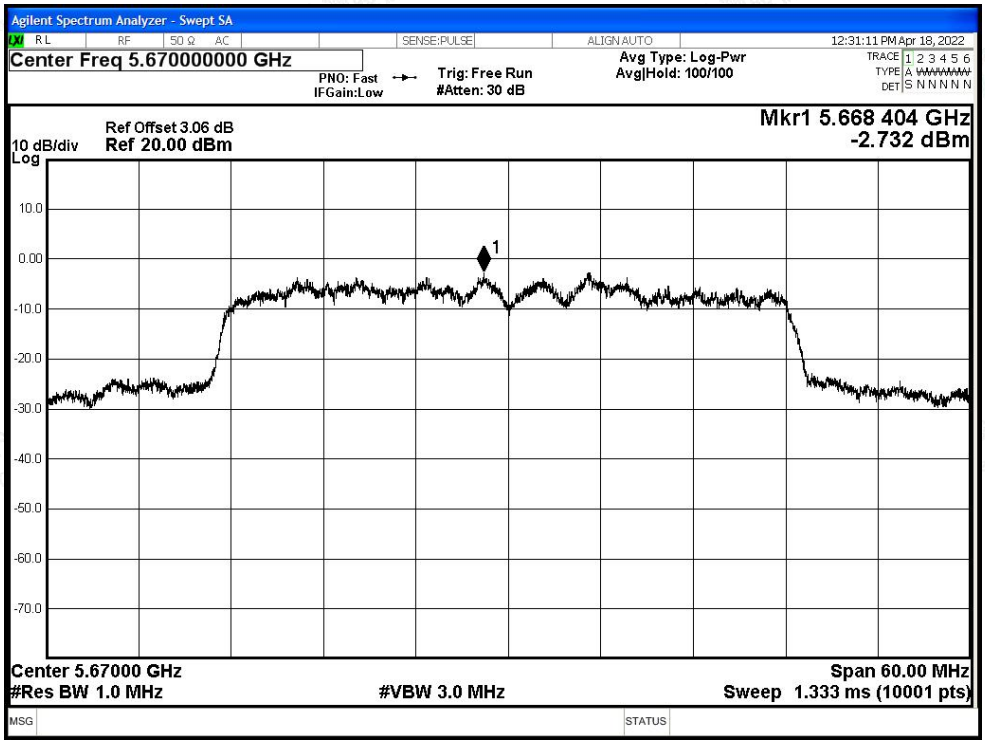

F.4 BRestrict Band

Condition	Mode	Frequency (MHz)	Antenna	Spur Freq (MHz)	Power (dBm)	Gain (dBi)	E (dBuV/m)	Detector	Limit (dBuV/m)	Verdict
NVNT	a	5500	Ant1	5460	-42.18	2	55.05	Peak	68.2	Pass
NVNT	a	5500	Ant1	5460	-52.03	2	45.2	Average	54	Pass
NVNT	a	5500	Ant1	5470	-36.11	2	61.12	Peak	68.2	Pass
NVNT	a	5500	Ant1	5469.6	-49.94	2	47.29	Average	54	Pass
NVNT	a	5700	Ant1	5725	-36.45	2	60.78	Peak	68.2	Pass
NVNT	a	5700	Ant1	5725	-50.2	2	47.03	Average	54	Pass
NVNT	a	5700	Ant1	5735	-46.14	2	51.09	Peak	68.2	Pass
NVNT	a	5700	Ant1	5735	-55.84	2	41.39	Average	54	Pass
NVNT	n20	5500	Ant1	5460	-47.41	2	49.82	Peak	68.2	Pass
NVNT	n20	5500	Ant1	5460	-57.2	2	40.03	Average	54	Pass
NVNT	n20	5500	Ant1	5467.6	-45.13	2	52.1	Peak	68.2	Pass
NVNT	n20	5500	Ant1	5469	-56.53	2	40.7	Average	54	Pass
NVNT	n20	5500	Ant1	5470	-47.41	2	49.82	Peak	68.2	Pass
NVNT	n20	5500	Ant1	5470	-56.86	2	40.37	Average	54	Pass
NVNT	n20	5700	Ant1	5725	-47.82	2	49.41	Peak	68.2	Pass
NVNT	n20	5700	Ant1	5725	-56.76	2	40.47	Average	54	Pass
NVNT	n20	5700	Ant1	5731	-42.07	2	55.16	Peak	68.2	Pass
NVNT	n20	5700	Ant1	5726.6	-56.69	2	40.54	Average	54	Pass
NVNT	n20	5700	Ant1	5735	-49.82	2	47.41	Peak	68.2	Pass
NVNT	n20	5700	Ant1	5735	-57.71	2	39.52	Average	54	Pass
NVNT	n40	5670	Ant1	5725	-47.95	2	49.28	Peak	68.2	Pass
NVNT	n40	5670	Ant1	5725	-58.23	2	39	Average	54	Pass
NVNT	n40	5670	Ant1	5731.4	-46.36	2	50.87	Peak	68.2	Pass
NVNT	n40	5670	Ant1	5725.6	-58.18	2	39.05	Average	54	Pass
NVNT	n40	5670	Ant1	5735	-48.54	2	48.69	Peak	68.2	Pass
NVNT	n40	5670	Ant1	5735	-58.87	2	38.36	Average	54	Pass
NVNT	n40	5510	Ant1	5460	-44.38	2	52.85	Peak	68.2	Pass
NVNT	n40	5510	Ant1	5460	-54.58	2	42.65	Average	54	Pass
NVNT	n40	5510	Ant1	5469.8	-33.64	2	63.59	Peak	68.2	Pass
NVNT	n40	5510	Ant1	5469.8	-48.47	2	48.76	Average	54	Pass
NVNT	n40	5510	Ant1	5470	-33.98	2	63.25	Peak	68.2	Pass
NVNT	n40	5510	Ant1	5470	-48.49	2	48.74	Average	54	Pass
NVNT	ac20	5500	Ant1	5460	-33.54	2	63.69	Peak	68.2	Pass
NVNT	ac20	5500	Ant1	5460	-56.17	2	41.06	Average	54	Pass
NVNT	ac20	5500	Ant1	5462.8	-30.34	2	66.89	Peak	68.2	Pass
NVNT	ac20	5500	Ant1	5469.8	-53.75	2	43.48	Average	54	Pass
NVNT	ac20	5500	Ant1	5470	-34.09	2	63.14	Peak	68.2	Pass
NVNT	ac20	5500	Ant1	5470	-53.76	2	43.47	Average	54	Pass
NVNT	ac20	5700	Ant1	5725	-35.66	2	61.57	Peak	68.2	Pass

NVNT	ac20	5700	Ant1	5725	-52.88	2	44.35	Average	54	Pass
NVNT	ac20	5700	Ant1	5727.2	-29.84	2	67.39	Peak	68.2	Pass
NVNT	ac20	5700	Ant1	5725.2	-52.78	2	44.45	Average	54	Pass
NVNT	ac20	5700	Ant1	5735	-38.57	2	58.66	Peak	68.2	Pass
NVNT	ac20	5700	Ant1	5735	-56.21	2	41.02	Average	54	Pass
NVNT	ac40	5510	Ant1	5460	-47.09	2	50.14	Peak	68.2	Pass
NVNT	ac40	5510	Ant1	5460	-57.12	2	40.11	Average	54	Pass
NVNT	ac40	5510	Ant1	5466.8	-42.66	2	54.57	Peak	68.2	Pass
NVNT	ac40	5510	Ant1	5469.8	-55.62	2	41.61	Average	54	Pass
NVNT	ac40	5510	Ant1	5470	-46.31	2	50.92	Peak	68.2	Pass
NVNT	ac40	5510	Ant1	5470	-55.74	2	41.49	Average	54	Pass
NVNT	ac40	5670	Ant1	5725	-33.96	2	63.27	Peak	68.2	Pass
NVNT	ac40	5670	Ant1	5725	-46.14	2	51.09	Average	54	Pass
NVNT	ac40	5670	Ant1	5725.6	-32.74	2	64.49	Peak	68.2	Pass
NVNT	ac40	5670	Ant1	5725.2	-46.09	2	51.14	Average	54	Pass
NVNT	ac40	5670	Ant1	5735	-39.45	2	57.78	Peak	68.2	Pass
NVNT	ac40	5670	Ant1	5735	-51.37	2	45.86	Average	54	Pass

Test Graphs

Restrict Band NVNT a 5500MHz Ant1 Peak

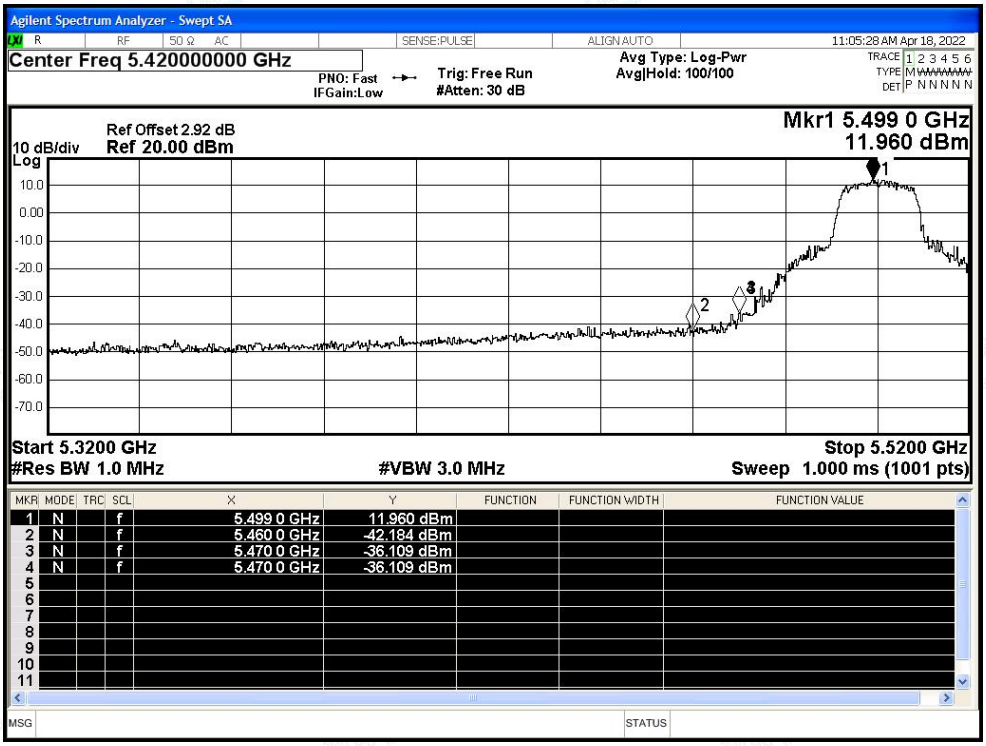

Restrict Band NVNT a 5500MHz Ant1 Average

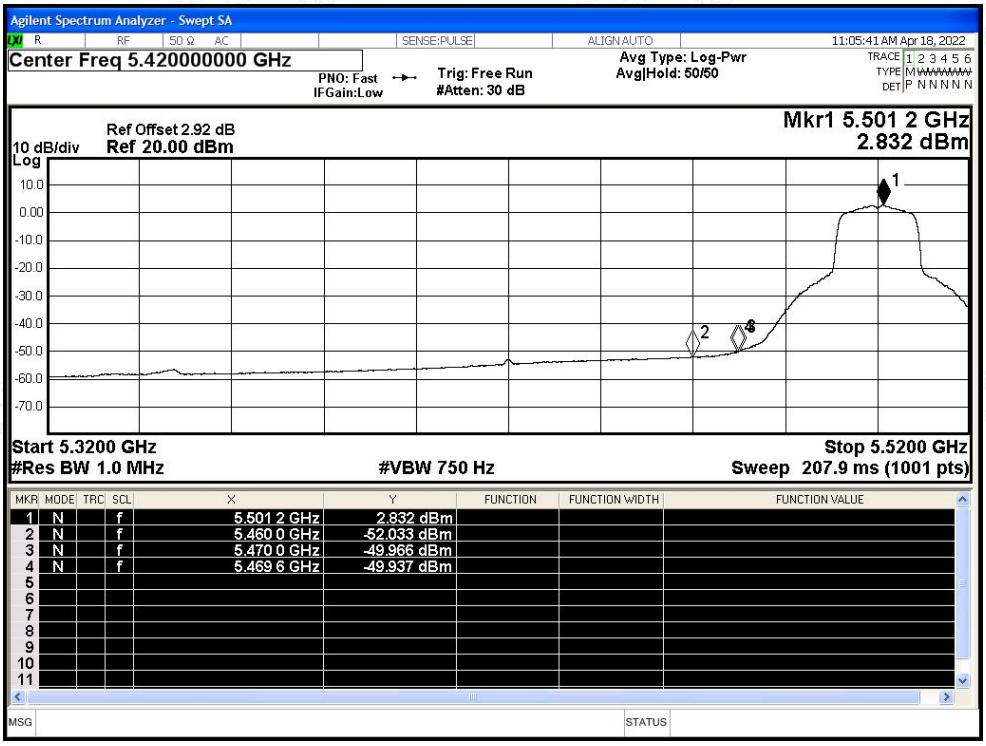

Test Graphs

Restrict Band NVNT a 5700MHz Ant1 Peak

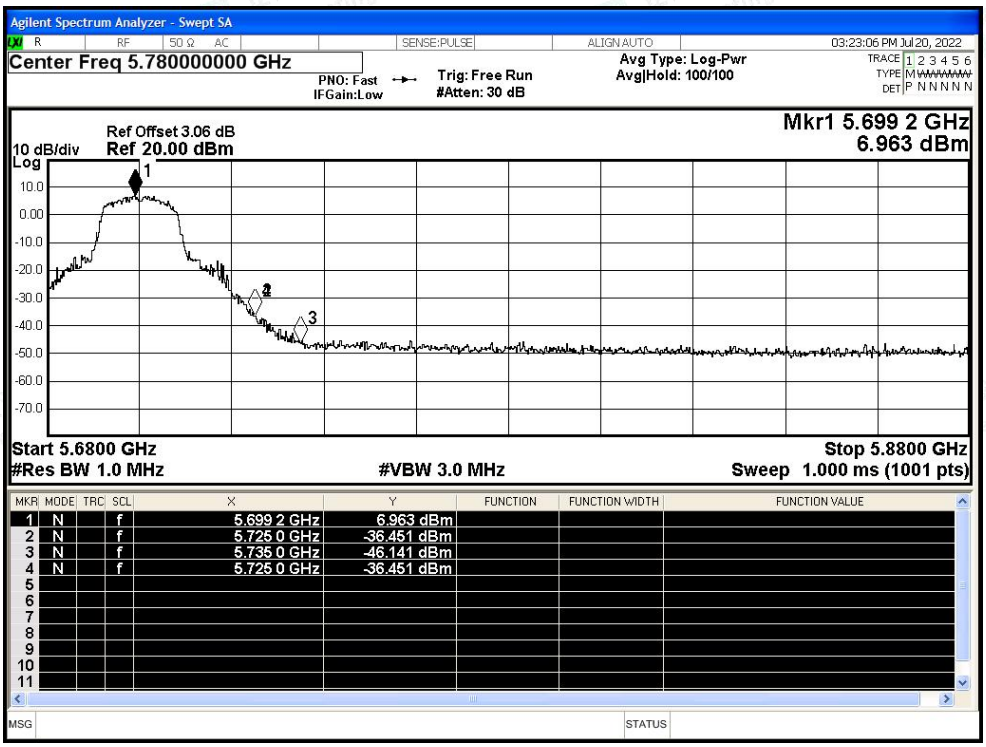

Restrict Band NVNT a 5700MHz Ant1 Average

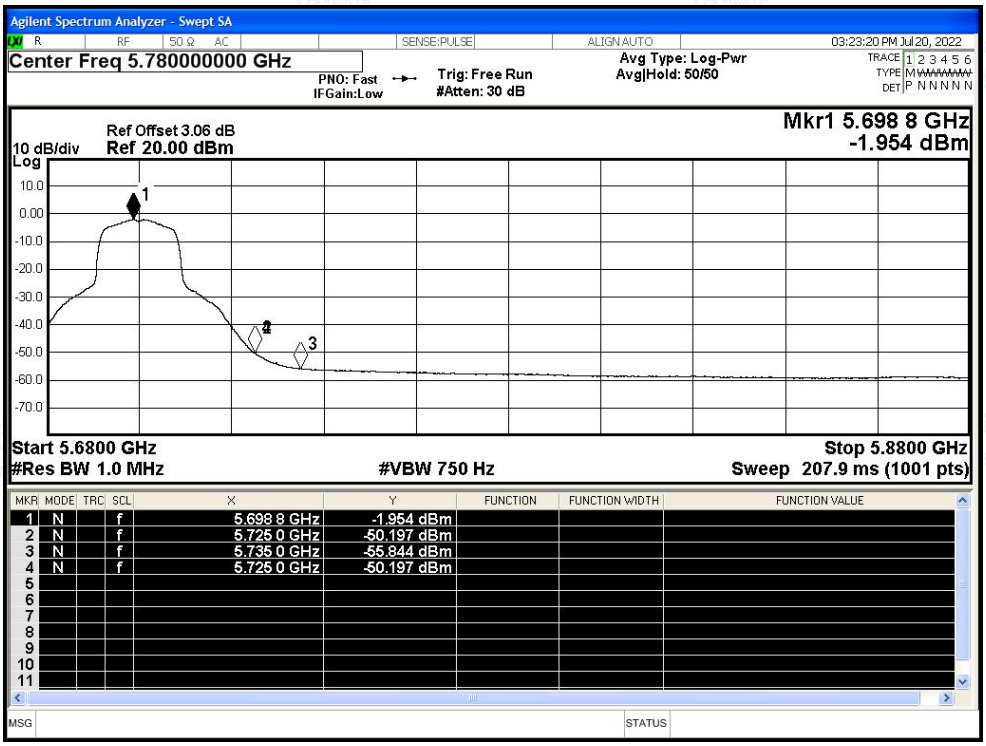

Restrict Band NVNT n20 5500MHz Ant1 Peak

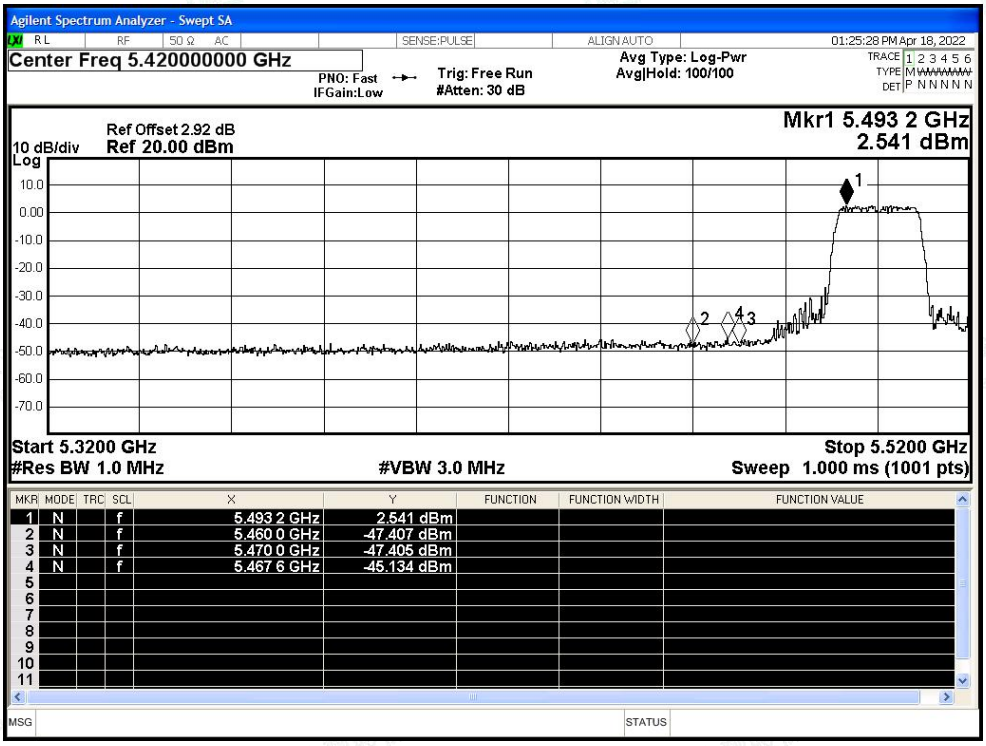
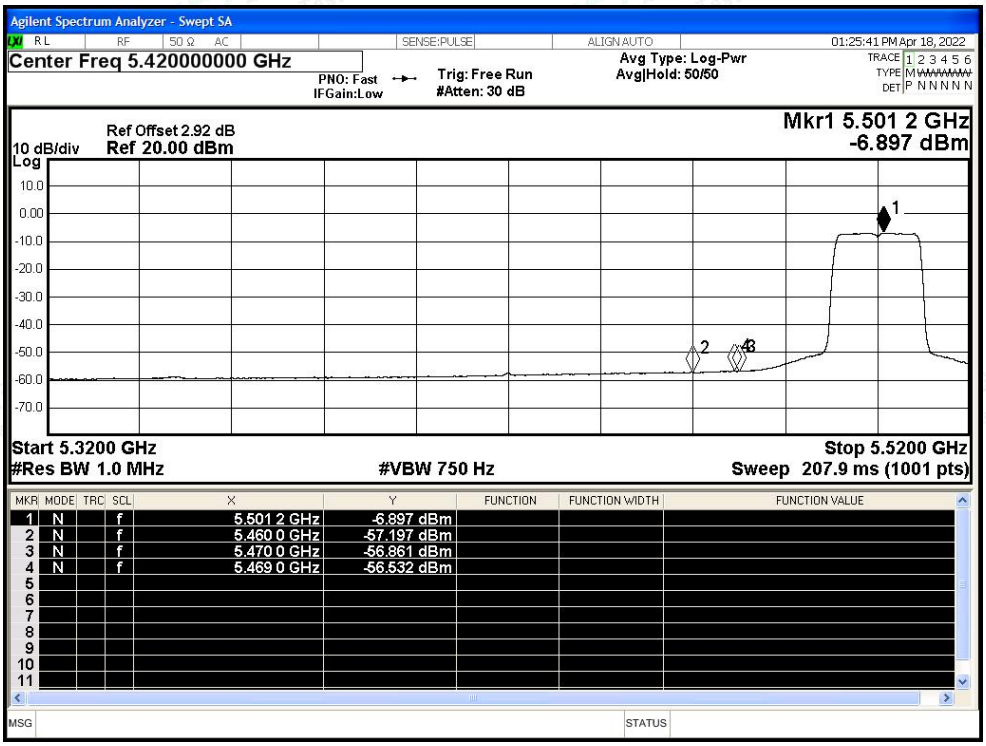
Restrict Band NVNT n20 5500MHz Ant1 Average