Antenna Specification

Design Specifications	Typical	Units
天线形式(Antenna type)	FPC	
工作频率(working Frequency)	2400-2500	MHz
增益（Gain）	1.81---2.95	dBi
天线效率（Antenna efficiency）	54.8--60.6	%
电压驻波比（VSWR）	<2.0	
极化方式(Ploriaztion)	Linear polarization	
辐射方向(Radiation pattern)	omnidirectional	
馈电阻抗(impedance)	50	ohm
功率容量(Power handling)	33	dBm
天线接口(Interface)	IPEX	
天线尺寸(Overal dimensions)		
重量(Weight)	N/A	
工作温度(Operatin Temp)	-30 ----70	℃
储存温度(Storing Temp)	-30 ----70	℃

1. Antenna Photo

2. VSWR

频段	频率 (MHz)	VSWR
	2400	1.28
	2500	1.29

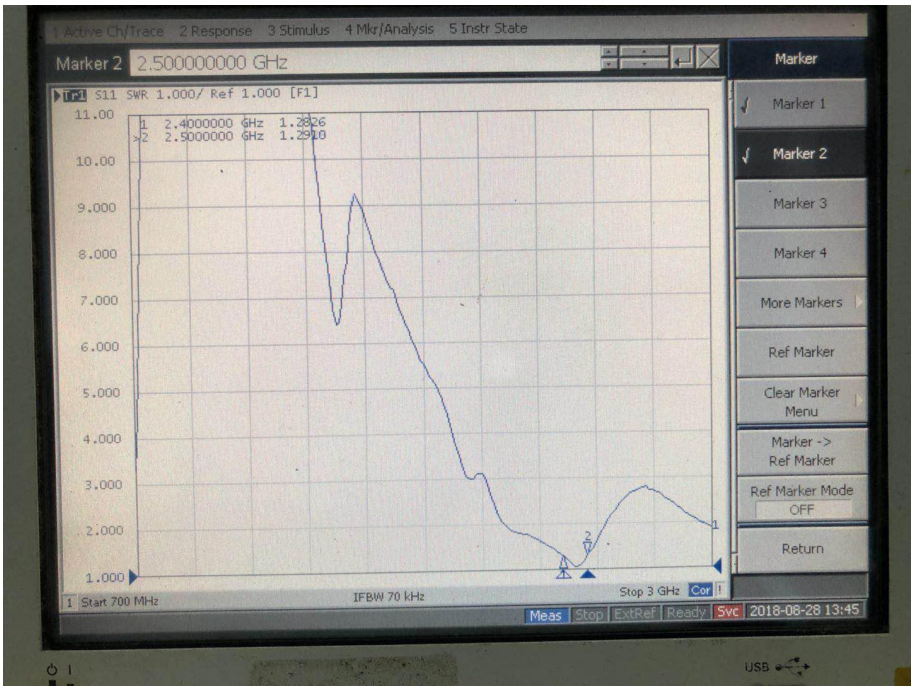

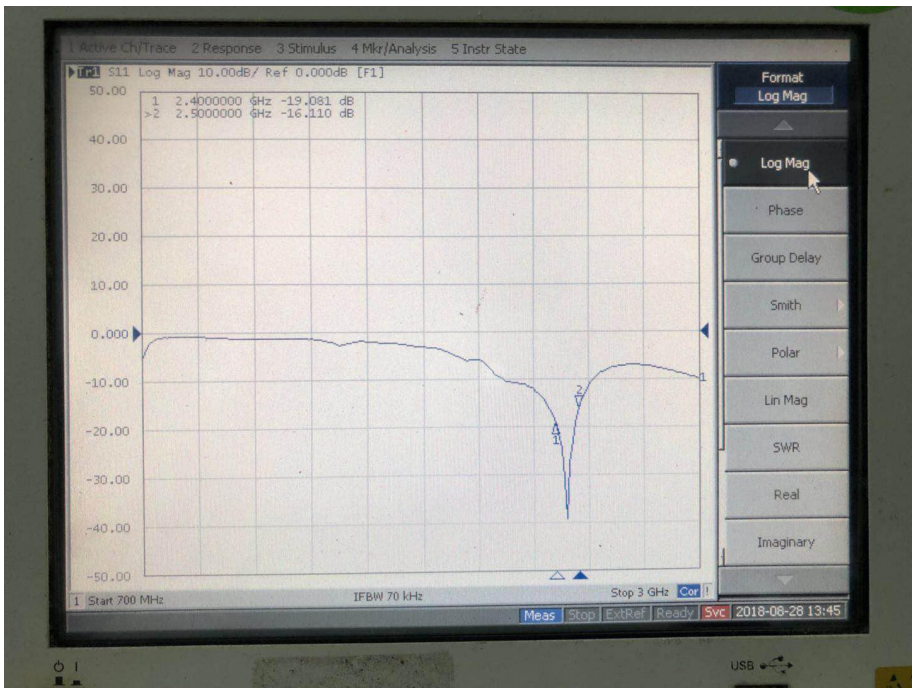

3. Antenna

FEITUKEJI											
Frequency ID	1	2	3	4	5	6	7	8	9	10	11
Frequency (MHz)	2400.0	2410.0	2420.0	2430.0	2440.0	2450.0	2460.0	2470.0	2480.0	2490.0	2500.0
Point Values											
Ant. Port Input Pwr. (dBm)	0.00	0.00	0.00	0.00	0.00	0.00	0.00	0.00	0.00	0.00	0.00
Tot. Rad. Pwr. (dBm)	-2.62	-2.45	-2.45	-2.37	-2.34	-2.26	-2.29	-2.29	-2.25	-2.17	-2.30
Peak EIRP (dBm)	2.06	1.84	1.81	1.88	1.86	1.96	1.96	2.40	2.55	2.95	2.61
Directivity (dBi)	4.67	4.29	4.26	4.25	4.20	4.23	4.26	4.69	4.80	5.13	4.92
Efficiency (dB)	-2.62	-2.45	-2.45	-2.37	-2.34	-2.26	-2.29	-2.29	-2.25	-2.17	-2.30
Efficiency (%)	54.80	56.80	56.90	58.00	58.40	59.40	59.00	59.00	59.60	60.60	58.90
Gain (dBi)	2.06	1.84	1.81	1.88	1.86	1.96	1.96	2.40	2.55	2.95	2.61
NHPRP ±Pi/4 (dBm)	-5.04	-5.02	-5.13	-5.20	-5.23	-5.13	-5.11	-4.84	-4.67	-4.38	-4.50
NHPRP ±Pi/6 (dBm)	-6.81	-6.82	-6.95	-7.04	-7.07	-6.98	-6.96	-6.69	-6.54	-6.25	-6.36
NHPRP ±Pi/8 (dBm)	-7.95	-7.98	-8.12	-8.25	-8.29	-8.22	-8.21	-7.96	-7.83	-7.52	-7.66
Upper Hem. PRP (dBm)	-5.29	-4.95	-4.73	-4.48	-4.29	-4.07	-3.99	-3.88	-3.75	-3.59	-3.64
Lower Hem. PRP (dBm)	-5.99	-6.05	-6.33	-6.51	-6.76	-6.95	-7.19	-7.44	-7.61	-7.73	-8.07
Upper Hem. PRP (%)	29.58	32.00	33.61	35.64	37.28	39.19	39.88	40.95	42.20	43.78	43.26
Lower Hem. PRP (%)	25.18	24.84	23.27	22.33	21.11	20.17	19.08	18.05	17.36	16.85	15.59

4.

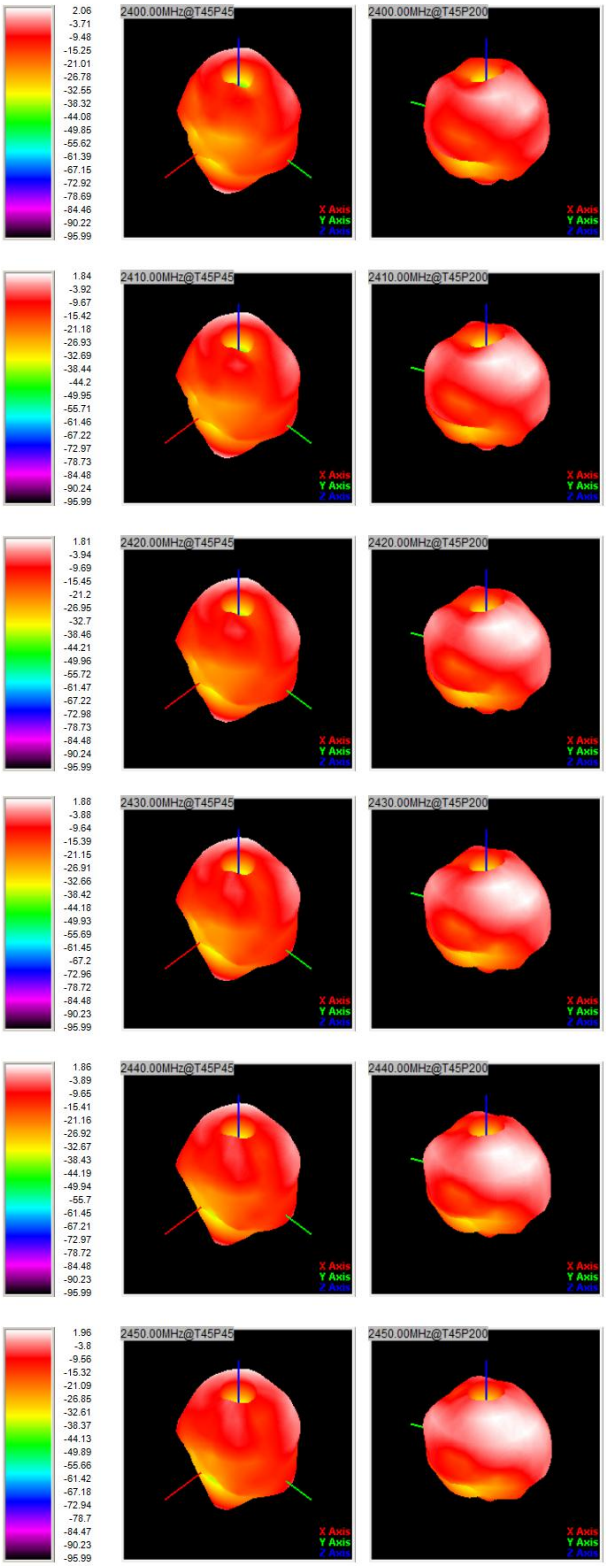
2400.00MHz@T45P45
2400.00MHz@T45P200
2410.00MHz@T45P45
2410.00MHz@T45P200
2420.00MHz@T45P45
2420.00MHz@T45P200
2430.00MHz@T45P45
2430.00MHz@T45P200
2440.00MHz@T45P45
2440.00MHz@T45P200
2450.00MHz@T45P45
2450.00MHz@T45P200
X Axis
Y Axis
Z Axis

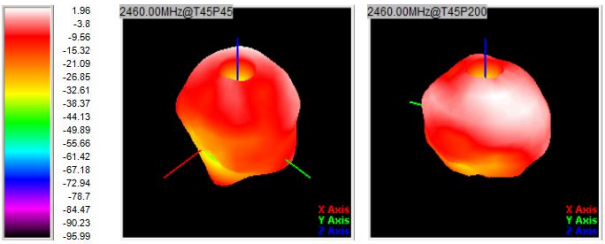
1.96
-3.8
-9.56
-15.32
-21.09
-26.85
-32.61
-38.37
-44.13
-49.89
-55.66
-61.42
-67.18
-72.94
-78.7
-84.47
-90.23
-95.99
2460.00MHz@T45P45
2460.00MHz@T45P200
X Axis
Y Axis
Z Axis

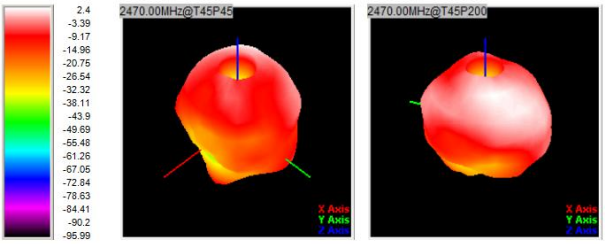
2.4
-3.39
-9.17
-14.96
-20.75
-26.54
-32.32
-38.11
-43.9
-49.69
-55.48
-61.26
-67.05
-72.84
-78.63
-84.41
-90.2
-95.99
2470.00MHz@T45P45
2470.00MHz@T45P200
X Axis
Y Axis
Z Axis

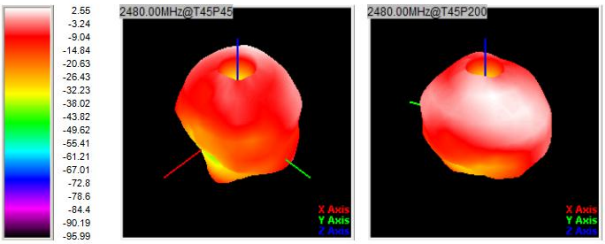
2.55
-3.24
-9.04
-14.84
-20.63
-26.43
-32.23
-38.02
-43.82
-49.62
-55.41
-61.21
-67.01
-72.8
-78.6
-84.4
-90.19
-95.99
2480.00MHz@T45P45
2480.00MHz@T45P200
X Axis
Y Axis
Z Axis

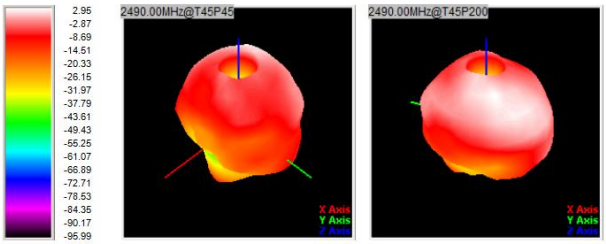
2.95
-2.87
-8.69
-14.51
-20.33
-26.15
-31.97
-37.79
-43.61
-49.43
-55.25
-61.07
-66.89
-72.71
-78.53
-84.35
-90.17
-95.99
2490.00MHz@T45P45
2490.00MHz@T45P200
X Axis
Y Axis
Z Axis

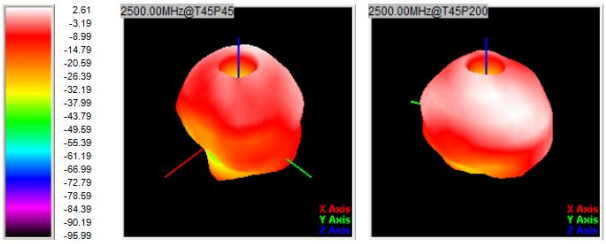
2.61
-3.19
-8.99
-14.79
-20.59
-26.39
-32.19
-37.99
-43.79
-49.59
-55.39
-61.19
-66.99
-72.79
-78.59
-84.39
-90.19
-95.99
2500.00MHz@T45P45
2500.00MHz@T45P200
X Axis
Y Axis
Z Axis

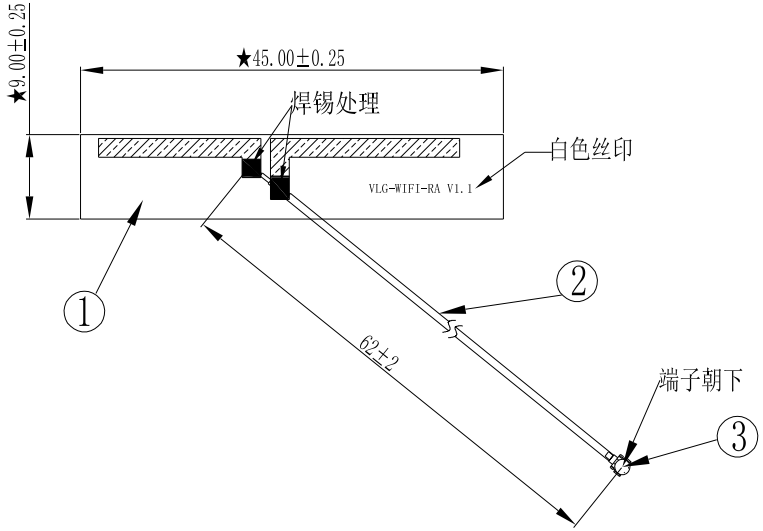

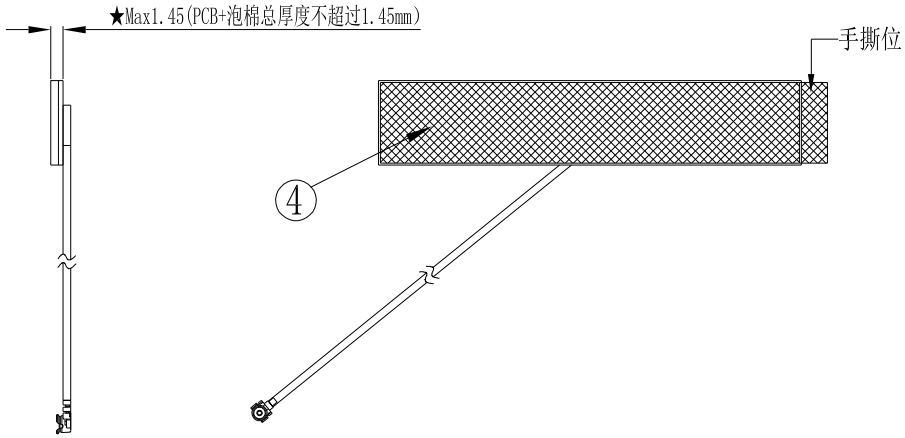

	Name	Material	Color	Treatment	Amount	Remark
4	泡棉	国产PE泡棉	黑色		1	T=0.5mm
3	端子	一代镀金端子	金色		1	端子朝下
2	端子线	ϕ1.13mm	黑色		1	L=62mm
1	PCB	单面板FR4 T=0.8mm 电解铜18um	黑色		1	T=0.8mm

备注：

1、打"★"为严格控制尺寸（必测等级A）

2、组装后外观不得有划伤、毛边，露铜，丝印不良，撕手未切断等缺陷；

3、具体质量要求见VLG质量文件VLG/JY8.2-08中第六条款规定。

4、产品必须符合EU DIRECTIVE 2002/95/EC （ROHS）的要求

日期	修改内容	版本	备注
20181218	变更PCB板宽度:11mm变更为9mm	B	收回：A

VLG 深圳市维力谷无线技术股份有限公司
ShenZhen VLG Wireless Technology Co,.Ltd

第三角法				机种	R平台室内机	日期	2018.12.18	页码	1/1
0～10	±0.10	○	0.02	品名	WIFI天线	绘图	柴晓瑞	射频审核	葛志华
10～20	±0.15	◎	⌀0.03	料号	V1334-132-A-1	品质审核			
20～40	±0.20	⊥	0.02	材质					
＞40	±0.25	▱	0.04	模面处理		结构审核		批准	
		∠	0.02	外观处理		单位	mm	比例	版本 R:B

请勿实测图纸位置