DC 24V

Mode: LE 1 Mbps

Channel 00

Distance of measurement: 3 meter

- **Spurious**

Frequency (MHz)	Level (dBμV)	Detect mode	Ant. Pol. (H/V)	CF (dB)	DCF (dB)	Field strength (dBμV/m)	Limit (dBμV/m)	Margin (dB)
1 002.30	46.48	Peak	H	-9.07	-	37.41	74.00	36.59
1 328.67	47.43	Peak	V	-6.71	-	40.72	74.00	33.28

- **Band edge**

Frequency (MHz)	Level (dBμV)	Detect mode	Ant. Pol. (H/V)	CF (dB)	DCF (dB)	Field strength (dBμV/m)	Limit (dBμV/m)	Margin (dB)
2 384.75	42.79	Peak	V	-1.22	-	41.57	74.00	32.43
2 389.61	45.80	Peak	H	-1.21	-	44.59	74.00	29.41

Restricted band // Horizontal // Peak

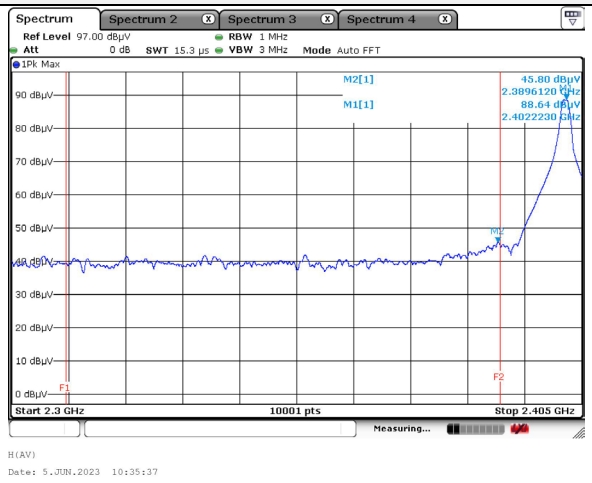

Restricted band // Vertical // Peak

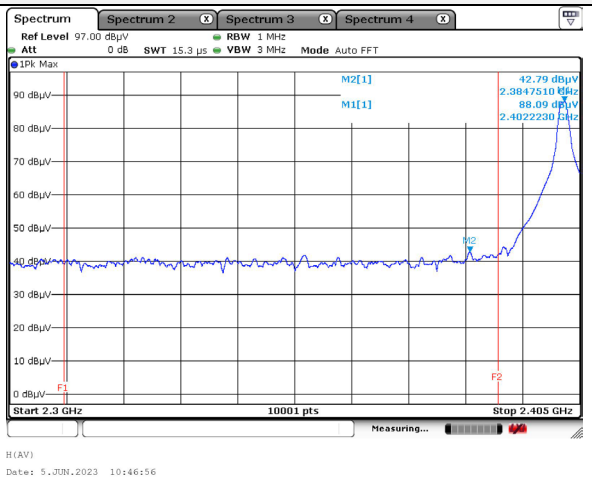

This report shall not be reproduced except in full, without the written approval of KES Co., Ltd.
The results shown in this test report refer only to the sample(s) tested unless otherwise stated.
The authenticity of the test report, contact kes@kes.co.kr

Horizontal // Peak for 1 ㎓ to 3 ㎓

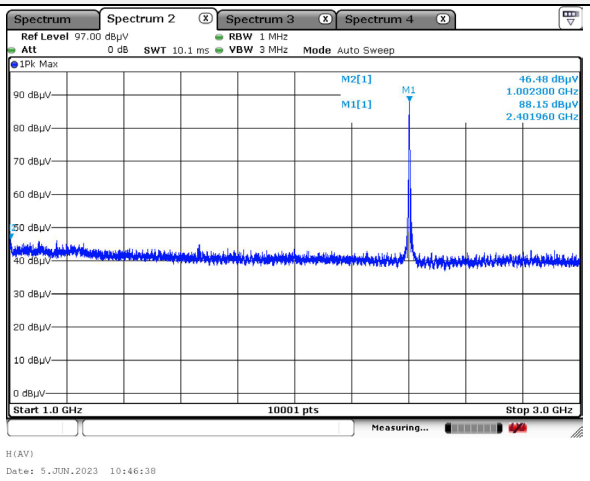

Vertical // Peak for 1 ㎓ to 3 ㎓

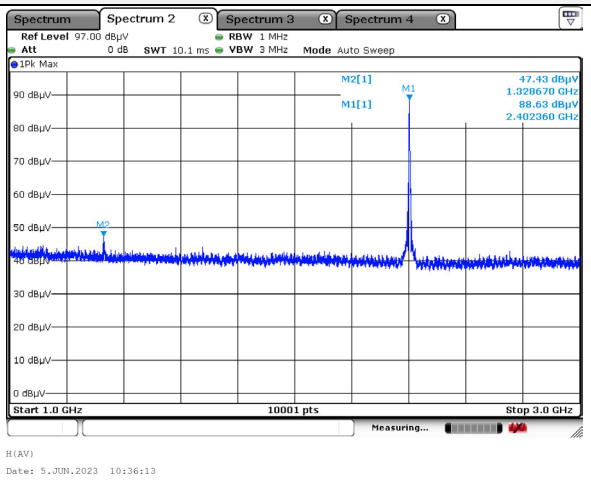

Horizontal // Peak for 3 ㎓ to 18 ㎓

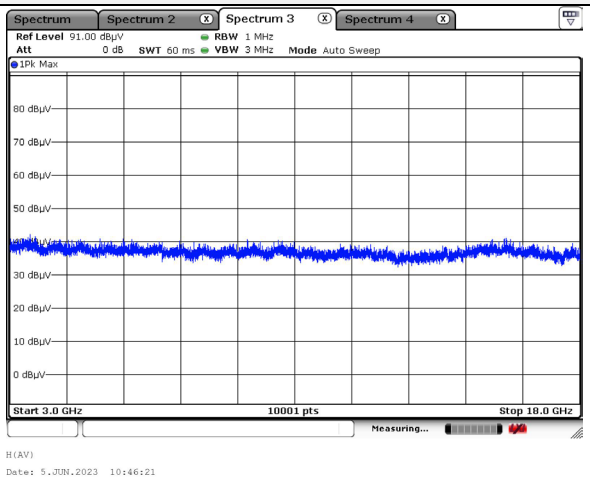

Vertical // Peak for 3 ㎓ to 18 ㎓

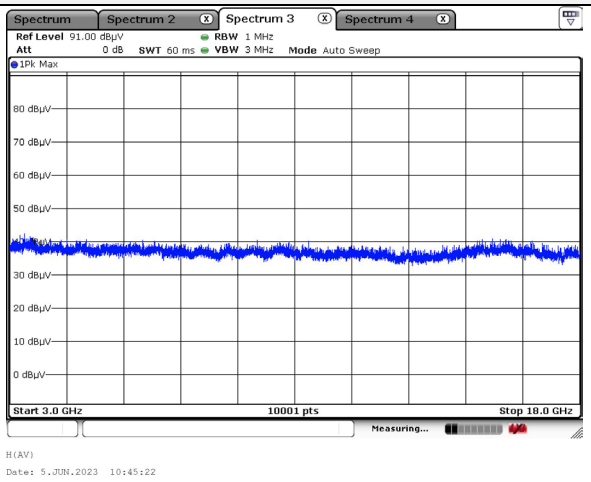

Note.
1. No spurious emission were detected above 3 ㎓.
2. Average test would be performed if the peak result were greater than the average limit.

This report shall not be reproduced except in full, without the written approval of KES Co., Ltd.
The results shown in this test report refer only to the sample(s) tested unless otherwise stated.
The authenticity of the test report, contact kes@kes.co.kr

Mode:	LE 1 Mbps
Channel	20
Distance of measurement:	3 meter

- **Spurious**

Frequency (㎒)	Level (dBμV)	Detect mode	Ant. Pol. (H/V)	CF (dB)	DCF (dB)	Field strength (dBμV/m)	Limit (dBμV/m)	Margin (dB)
1 000.00	49.68	Peak	H	-9.08	-	40.60	74.00	33.40
1 329.47	47.50	Peak	V	-6.71	-	40.79	74.00	33.21

Horizontal // Peak for 1 ㎓ to 3 ㎓

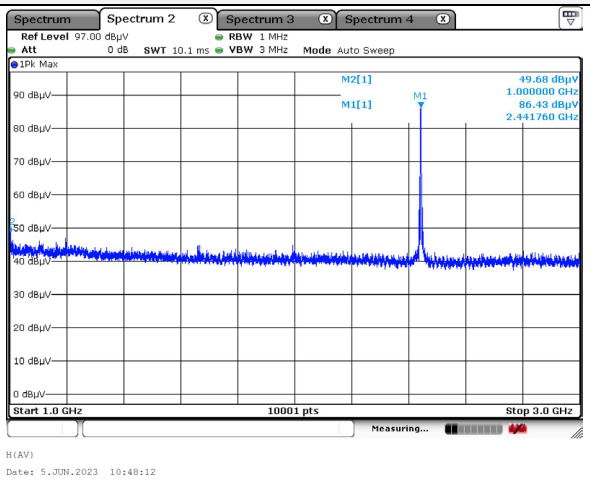

Vertical // Peak for 1 ㎓ to 3 ㎓

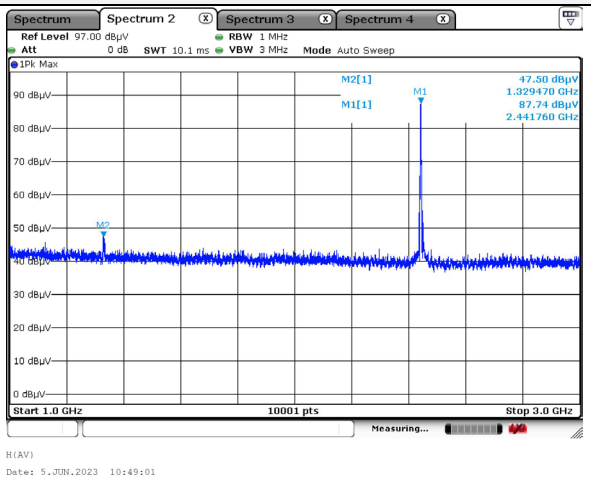

Horizontal // Peak for 3 ㎓ to 18 ㎓

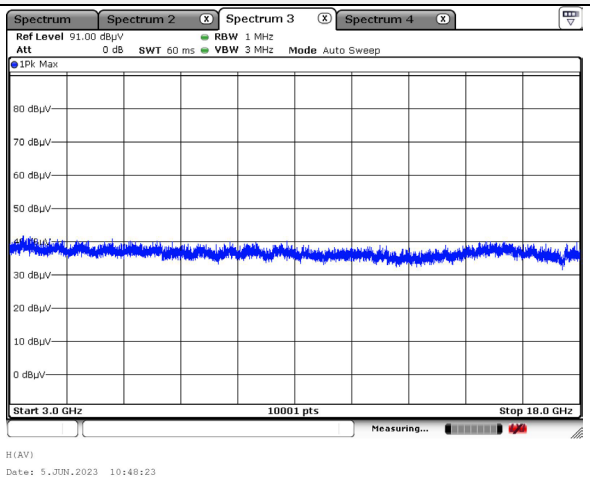

Vertical // Peak for 3 ㎓ to 18 ㎓

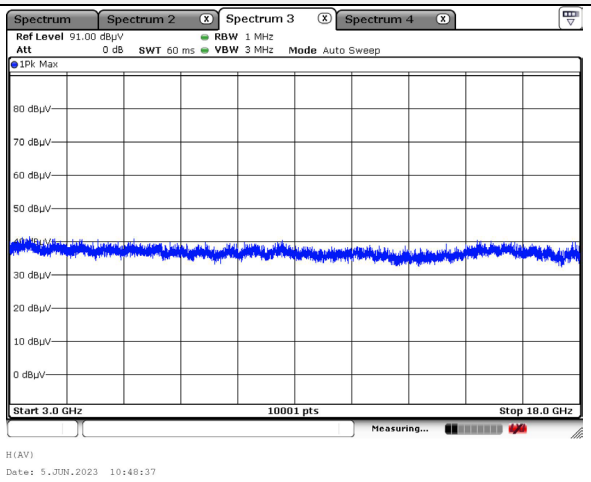

Note.
1. No spurious emission were detected above 3 ㎓.
2. Average test would be performed if the peak result were greater than the average limit.

This report shall not be reproduced except in full, without the written approval of KES Co., Ltd.
The results shown in this test report refer only to the sample(s) tested unless otherwise stated.
The authenticity of the test report, contact kes@kes.co.kr

Mode: LE 1 Mbps

Channel 39

Distance of measurement: 3 meter

- **Spurious**

Frequency (MHz)	Level (dBμV)	Detect mode	Ant. Pol. (H/V)	CF (dB)	DCF (dB)	Field strength (dBμV/m)	Limit (dBμV/m)	Margin (dB)
1 000.30	47.72	Peak	H	-9.08	-	38.64	74.00	35.36
1 329.47	47.67	Peak	V	-6.71	-	40.96	74.00	33.04

- **Band edge**

Frequency (MHz)	Level (dBμV)	Detect mode	Ant. Pol. (H/V)	CF (dB)	DCF (dB)	Field strength (dBμV/m)	Limit (dBμV/m)	Margin (dB)
2 483.50	60.44	Peak	H	-0.88	-	59.56	74.00	14.44
2 483.50	28.59	Average	H	-0.88	2.05	27.71	54.00	24.24
2 483.50	63.78	Peak	V	-0.88	-	63.57	74.00	10.43
2 483.50	29.44	Average	V	-0.88	2.05	28.56	54.00	23.39

This report shall not be reproduced except in full, without the written approval of KES Co., Ltd.
The results shown in this test report refer only to the sample(s) tested unless otherwise stated.
The authenticity of the test report, contact kes@kes.co.kr

Restricted band // Horizontal // Peak

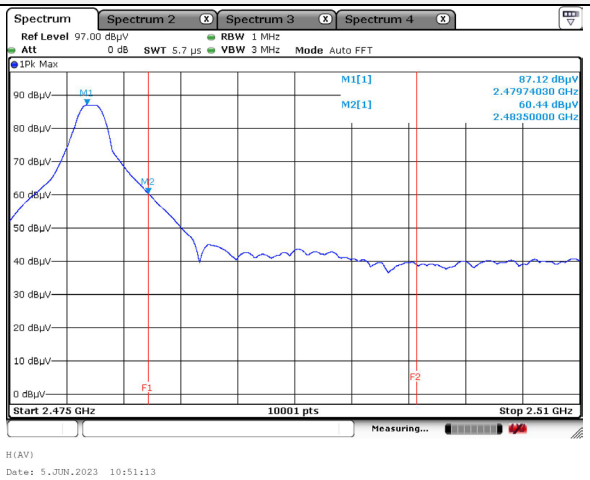

Restricted band // Vertical // Peak

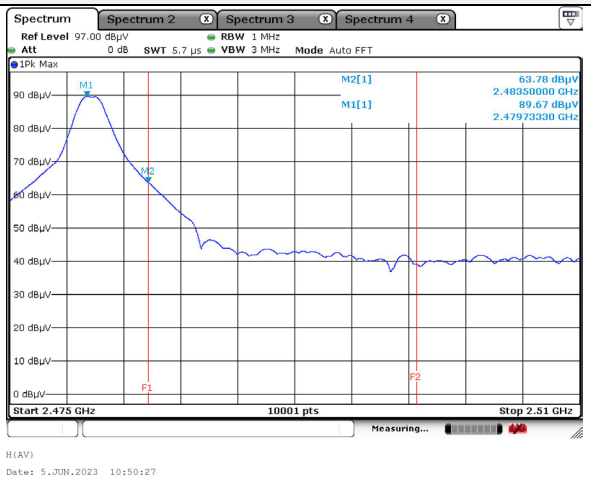

Restricted band // Horizontal // Average

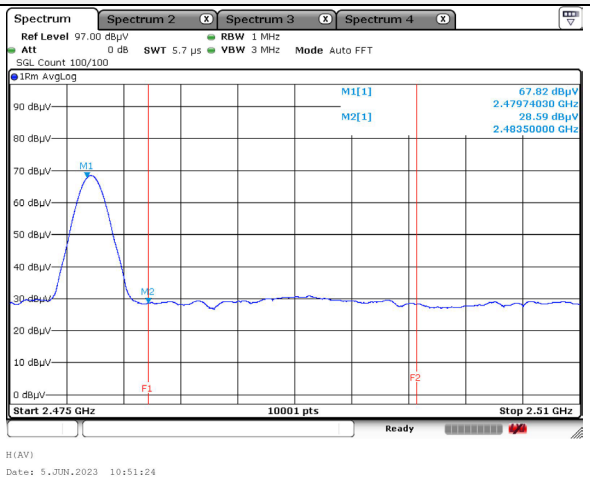

Restricted band // Vertical // Average

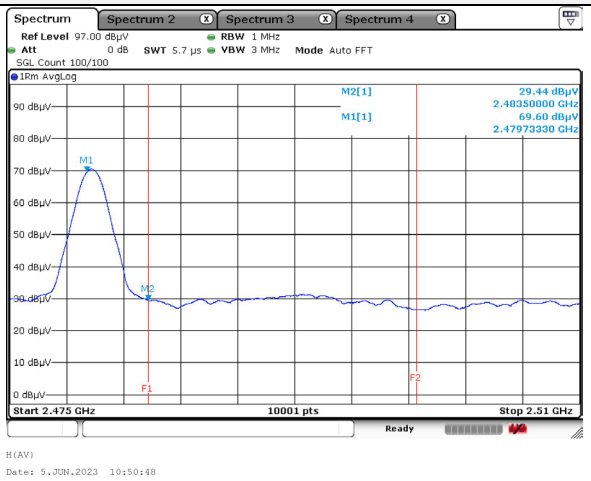

This report shall not be reproduced except in full, without the written approval of KES Co., Ltd.
The results shown in this test report refer only to the sample(s) tested unless otherwise stated.
The authenticity of the test report, contact kes@kes.co.kr

Horizontal // Peak for 1 ㎓ to 3 ㎓

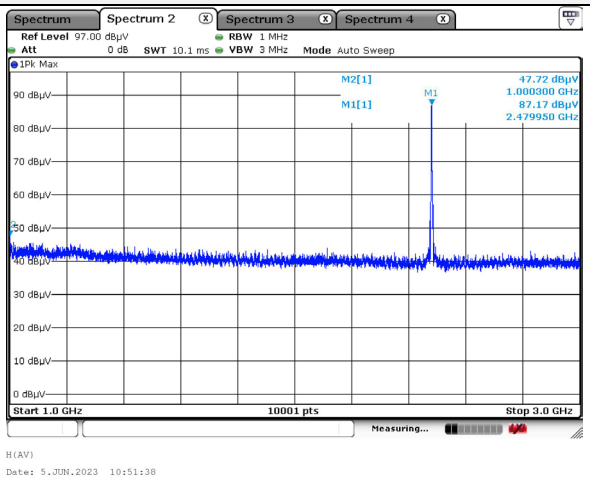

Vertical // Peak for 1 ㎓ to 3 ㎓

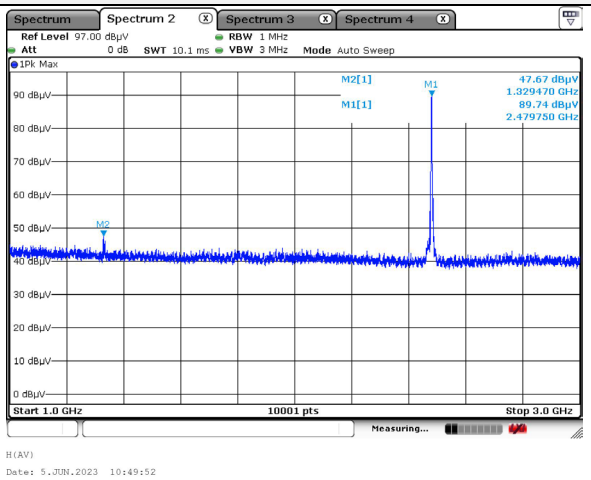

Horizontal // Peak for 3 ㎓ to 18 ㎓

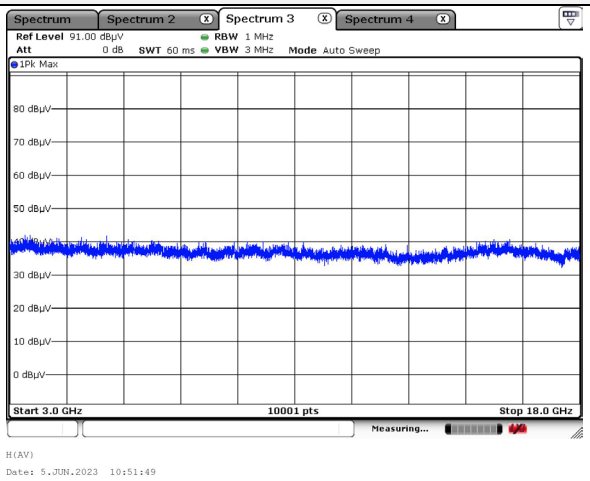

Vertical // Peak for 3 ㎓ to 18 ㎓

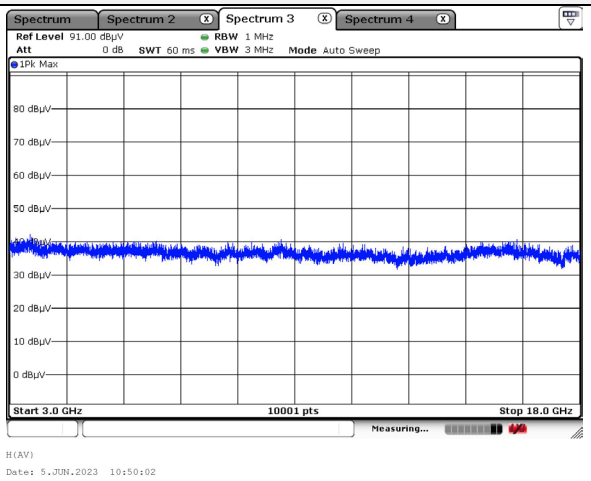

Note.
1. No spurious emission were detected above 3 ㎓.
2. Average test would be performed if the peak result were greater than the average limit.

This report shall not be reproduced except in full, without the written approval of KES Co., Ltd.
The results shown in this test report refer only to the sample(s) tested unless otherwise stated.
The authenticity of the test report, contact kes@kes.co.kr

Test results (18 ㎓ to 30 ㎓)

Mode:	LE 1 Mbps
Channel	00 (Worst case)
Distance of measurement:	3 meter

Horizontal // Peak for 18 ㎓ to 30 ㎓	Vertical // Peak for 18 ㎓ to 30 ㎓
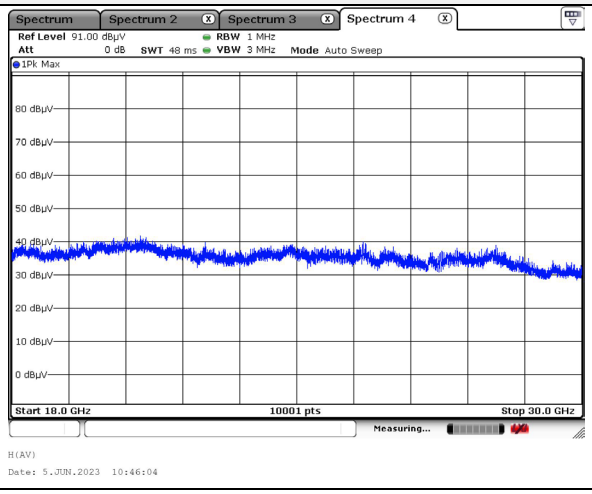	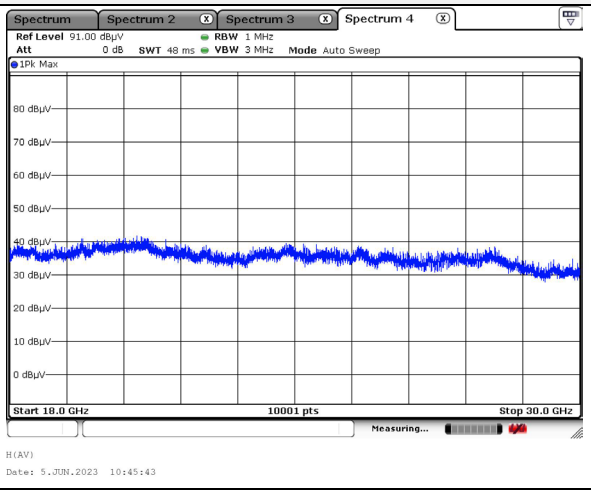

Note.
1. No spurious emission were detected above 18 ㎓.

This report shall not be reproduced except in full, without the written approval of KES Co., Ltd.
The results shown in this test report refer only to the sample(s) tested unless otherwise stated.
The authenticity of the test report, contact kes@kes.co.kr

DC 12V

Mode: 802.11b(Worst Case)

Channel 01

Distance of measurement: 3 meter

- **Spurious**

Frequency (MHz)	Level (dBμV)	Detect mode	Ant. Pol. (H/V)	CF (dB)	DCF (dB)	Field strength (dBμV/m)	Limit (dBμV/m)	Margin (dB)
1 046.50	44.16	Peak	H	-8.78	-	35.38	74.00	38.62
1 329.07	46.16	Peak	V	-6.71	-	39.45	74.00	34.55

- **Band edge**

Frequency (MHz)	Level (dBμV)	Detect mode	Ant. Pol. (H/V)	CF (dB)	DCF (dB)	Field strength (dBμV/m)	Limit (dBμV/m)	Margin (dB)
2 338.66	42.73	Peak	H	-1.30	-	41.43	74.00	32.57
2 382.25	45.03	Peak	V	-1.22	-	43.81	74.00	30.19

Restricted band // Horizontal // Peak

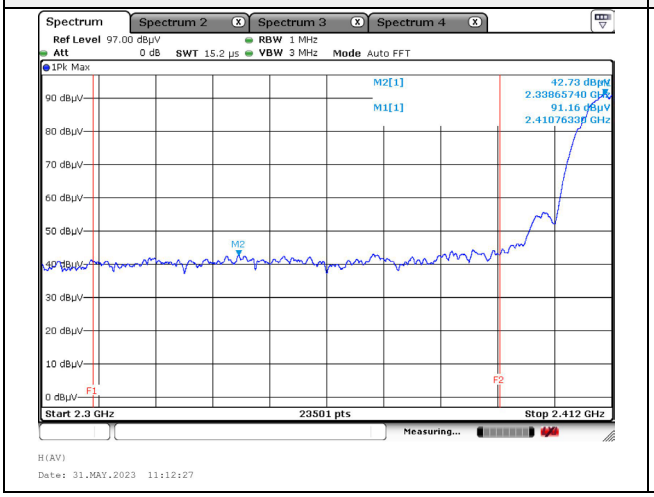

Restricted band // Vertical // Peak

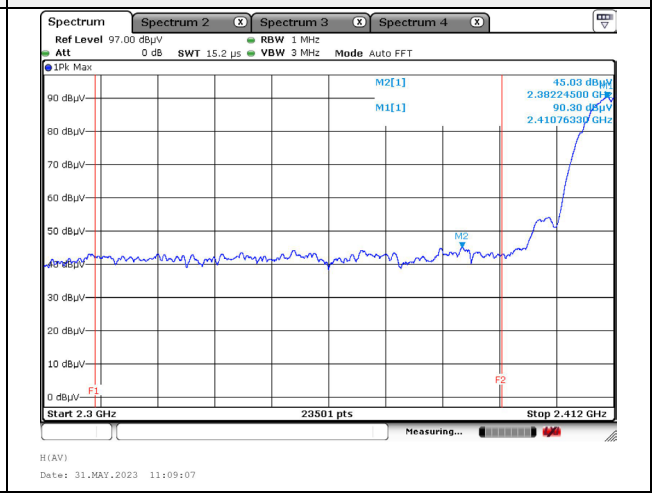

This report shall not be reproduced except in full, without the written approval of KES Co., Ltd.
The results shown in this test report refer only to the sample(s) tested unless otherwise stated.
The authenticity of the test report, contact kes@kes.co.kr

Horizontal // Peak for 1 ㎓ to 3 ㎓

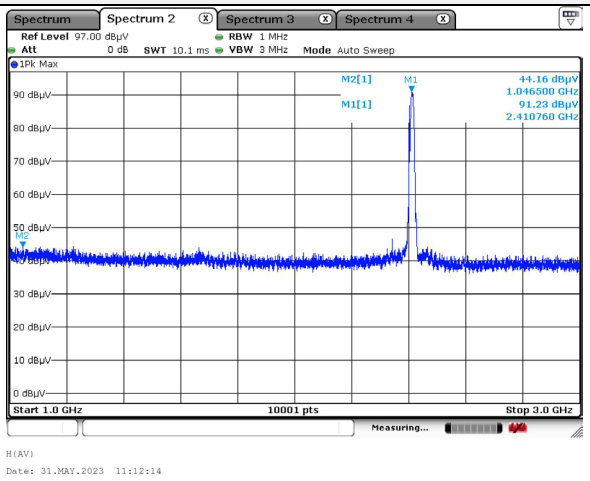

Vertical // Peak for 1 ㎓ to 3 ㎓

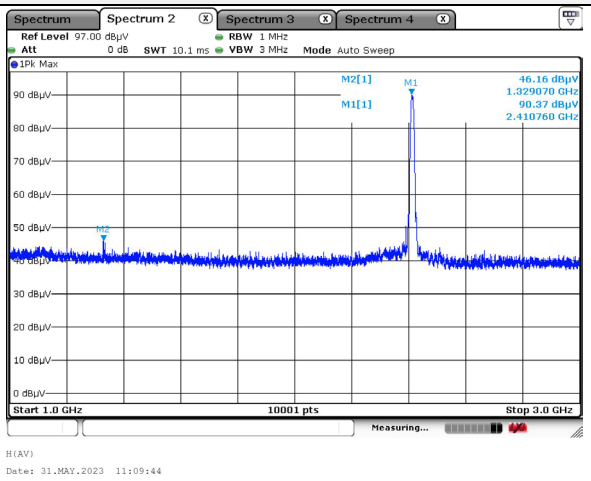

Horizontal // Peak for 3 ㎓ to 18 ㎓

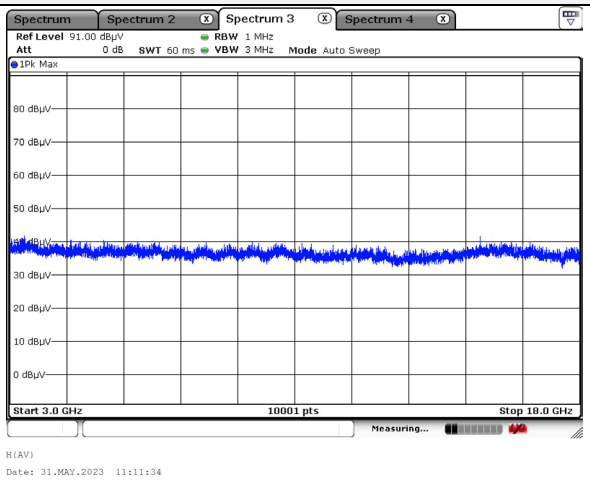

Vertical // Peak for 3 ㎓ to 18 ㎓

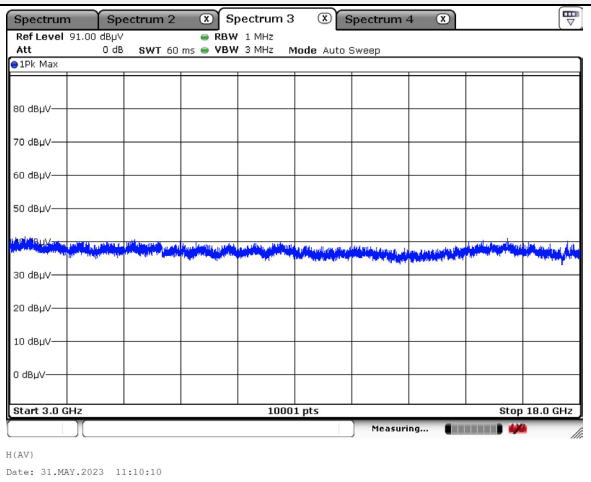

Note.
1. No spurious emission were detected above 3 ㎓.
2. Average test would be performed if the peak result were greater than the average limit.

This report shall not be reproduced except in full, without the written approval of KES Co., Ltd.
The results shown in this test report refer only to the sample(s) tested unless otherwise stated.
The authenticity of the test report, contact kes@kes.co.kr

Mode:	802.11b(Worst Case)
Channel	06
Distance of measurement:	3 meter

- **Spurious**

Frequency (㎒)	Level (dBμV)	Detect mode	Ant. Pol. (H/V)	CF (dB)	DCF (dB)	Field strength (dBμV/m)	Limit (dBμV/m)	Margin (dB)
1 114.09	45.54	Peak	H	-8.34	-	37.20	74.00	36.80
1 331.67	45.64	Peak	V	-6.69	-	38.95	74.00	35.05

Horizontal // Peak for 1 ㎓ to 3 ㎓

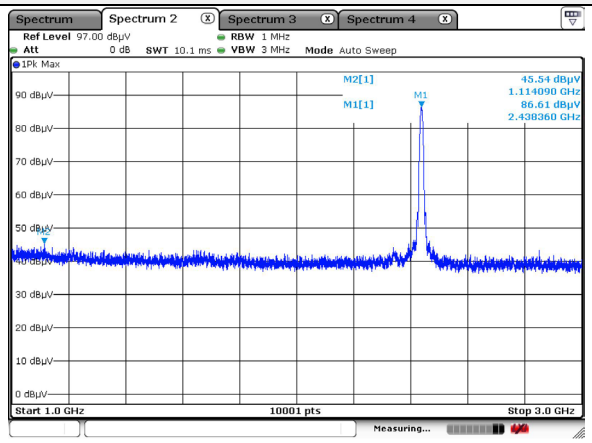

Vertical // Peak for 1 ㎓ to 3 ㎓

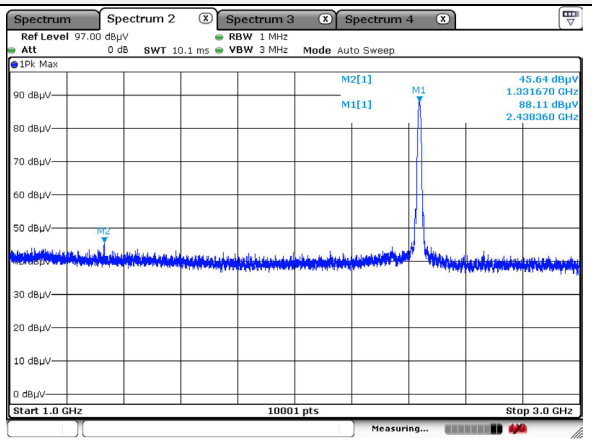

Horizontal // Peak for 3 ㎓ to 18 ㎓

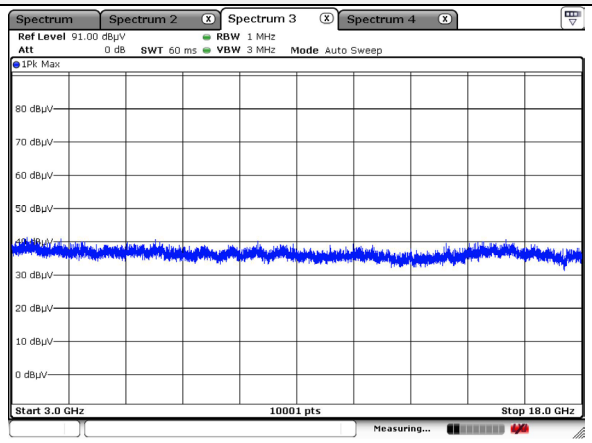

Vertical // Peak for 3 ㎓ to 18 ㎓

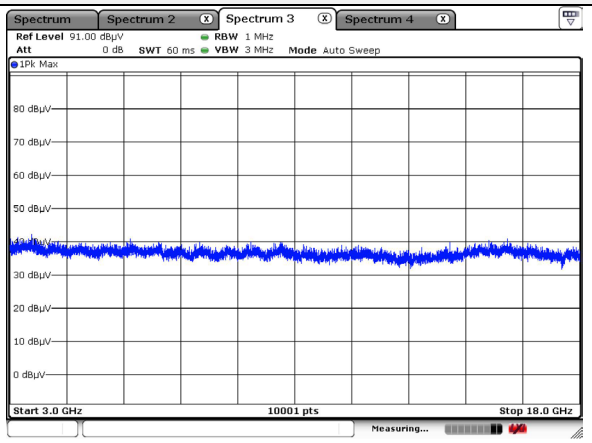

Note.
1. No spurious emission were detected above 3 ㎓.
2. Average test would be performed if the peak result were greater than the average limit.

This report shall not be reproduced except in full, without the written approval of KES Co., Ltd.
The results shown in this test report refer only to the sample(s) tested unless otherwise stated.
The authenticity of the test report, contact kes@kes.co.kr