Mode Test Duty Cycle：5500-5700MHz

Mode	Duty Cycle	Duty Cycle Factor (dB)
802.11a	0.99	-0.04
802.11n(HT20)	0.99	-0.04
802.11n(HT40)	0.99	-0.04
802.11ac(HT20)	0.99	-0.04
802.11ac(HT40)	0.99	-0.04
802.11ac(HT80)	0.99	-0.04
802.11ac(HT160)	0.99	-0.04
802.11ax(HE20)	0.99	-0.04
802.11ax(HE40)	0.99	-0.04
802.11ax(HE80)	0.99	-0.04
802.11ax(HE160)	0.99	-0.04

802.11a

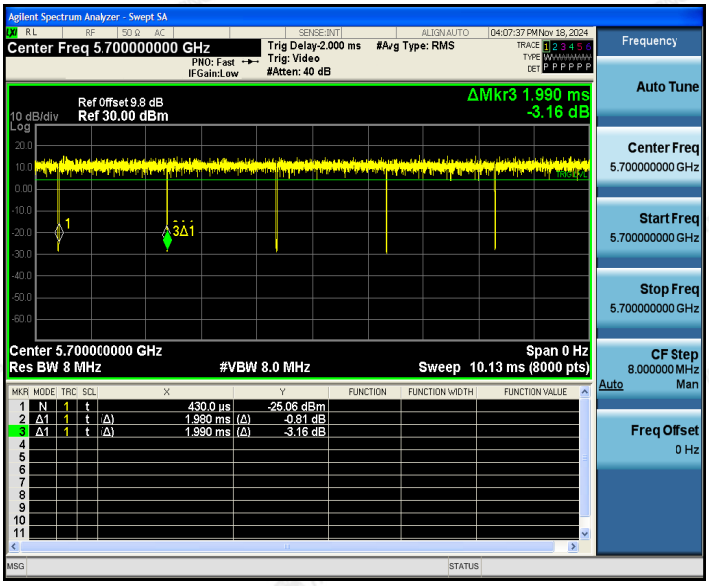

The results shown in this test report refer only to the sample(s) tested unless otherwise stated and the sample(s) are retained for 30 days only. The document is issued by HUAK, this document cannot be reproduced except in full with our prior written permission. The more details and the authenticity of the report will be confirmed at http://www.cer-mark.com.

802.11n(HT20)

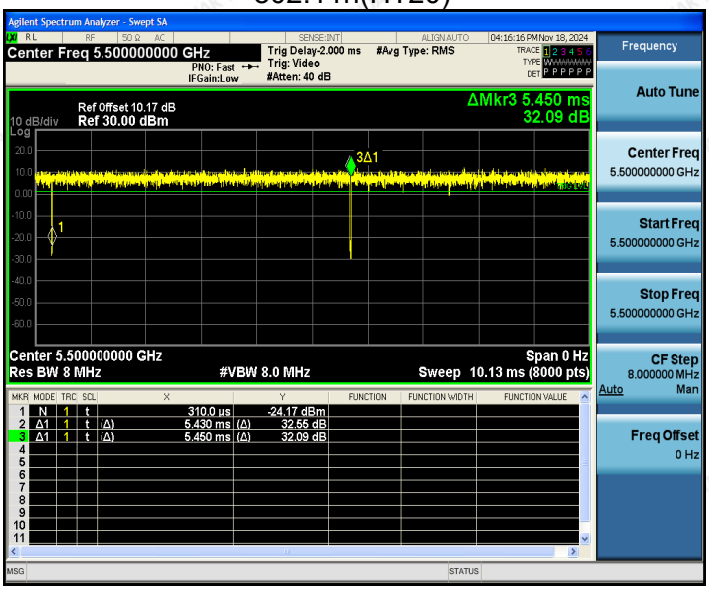

802.11n(HT40)

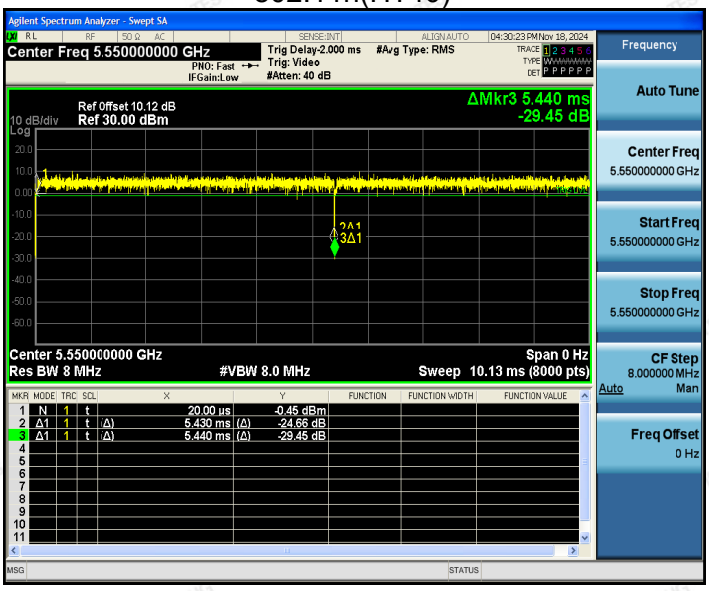

The results shown in this test report refer only to the sample(s) tested unless otherwise stated and the sample(s) are retained for 30 days only. The document is issued by HUAK, this document cannot be reproduced except in full with our prior written permission. The more details and the authenticity of the report will be confirmed at http://www.cer-mark.com.

802.11ac(HT20)

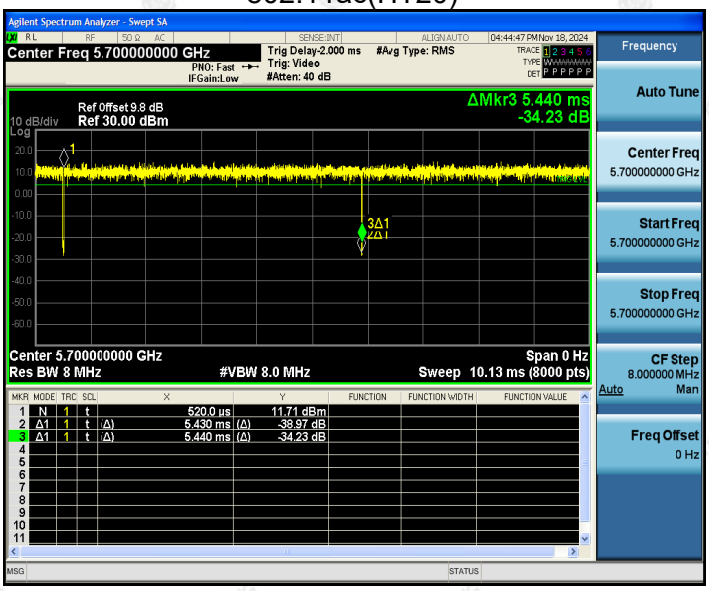

802.11ac(HT40)

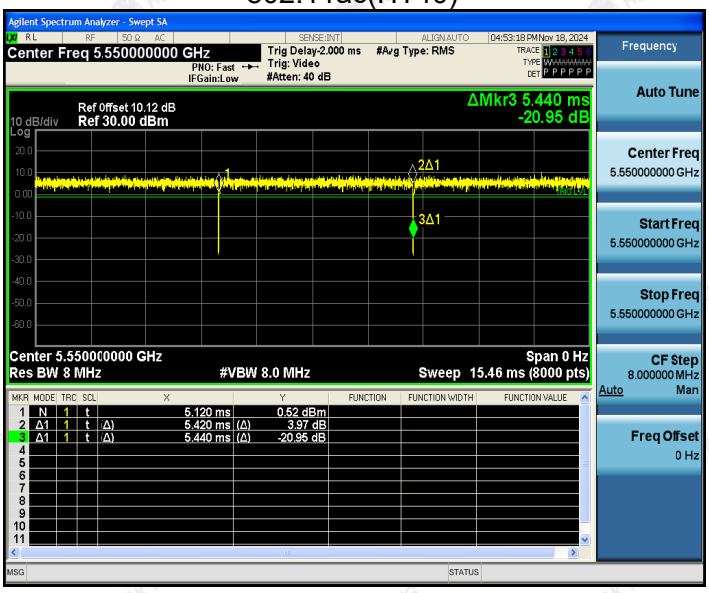

The results shown in this test report refer only to the sample(s) tested unless otherwise stated and the sample(s) are retained for 30 days only. The document is issued by HUAK, this document cannot be reproduced except in full with our prior written permission. The more details and the authenticity of the report will be confirmed at http://www.cer-mark.com.

802.11ac(HT80)

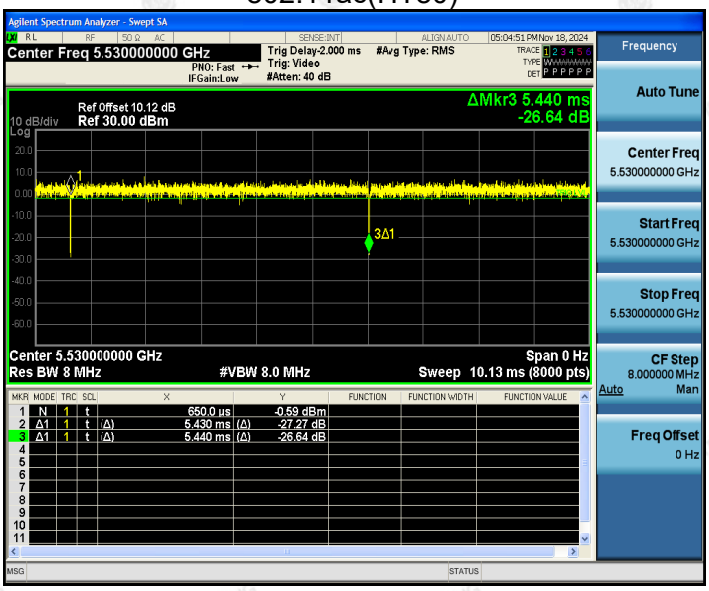

802.11ac(HT160)

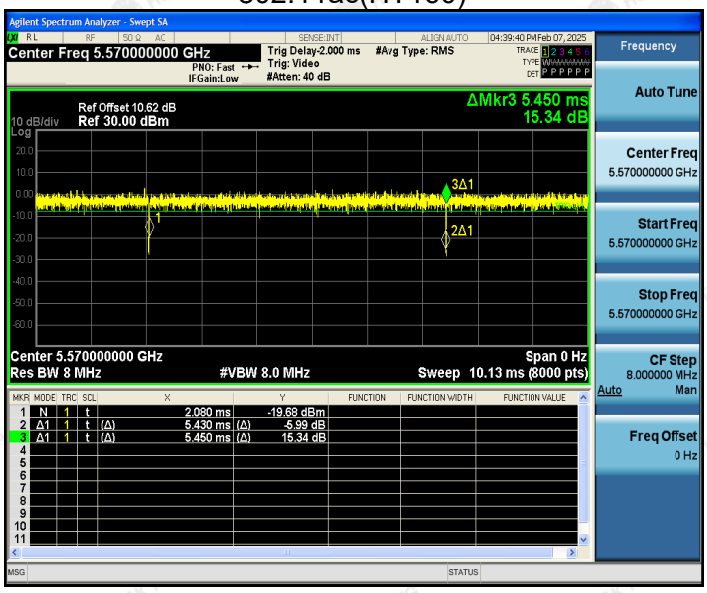

The results shown in this test report refer only to the sample(s) tested unless otherwise stated and the sample(s) are retained for 30 days only. The document is issued by HUAK, this document cannot be reproduced except in full with our prior written permission. The more details and the authenticity of the report will be confirmed at http://www.cer-mark.com.

802.11ax(HE20)

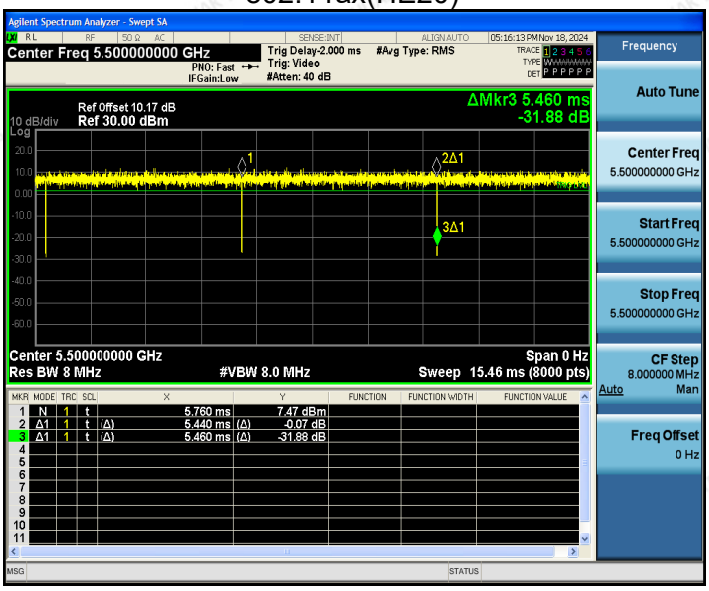

802.11ax(HE40)

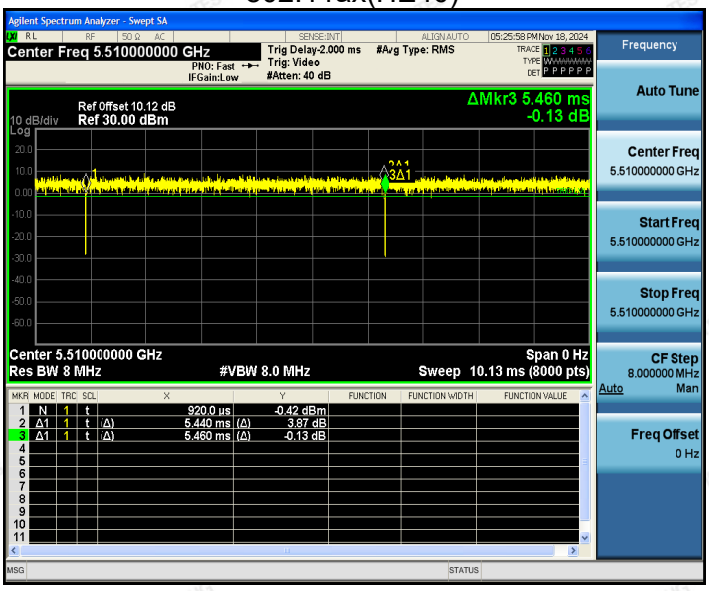

The results shown in this test report refer only to the sample(s) tested unless otherwise stated and the sample(s) are retained for 30 days only. The document is issued by HUAK, this document cannot be reproduced except in full with our prior written permission. The more details and the authenticity of the report will be confirmed at http://www.cer-mark.com.

802.11ax(HE80)

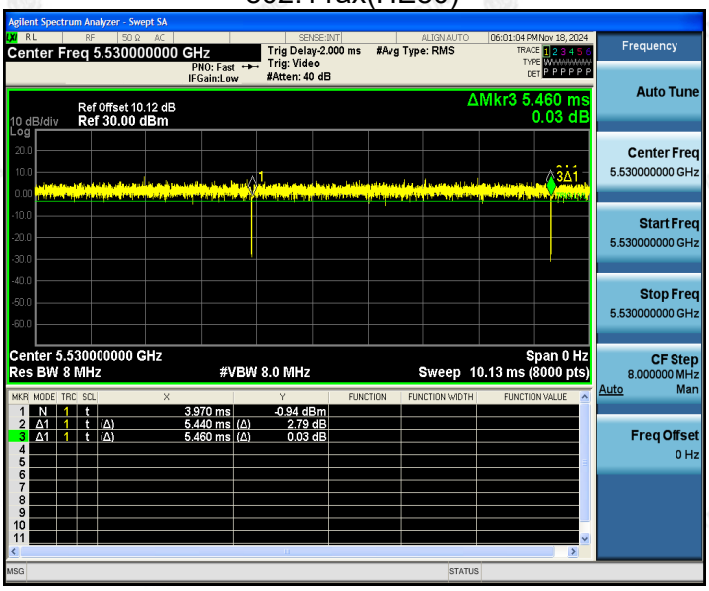

802.11ax(HE160)

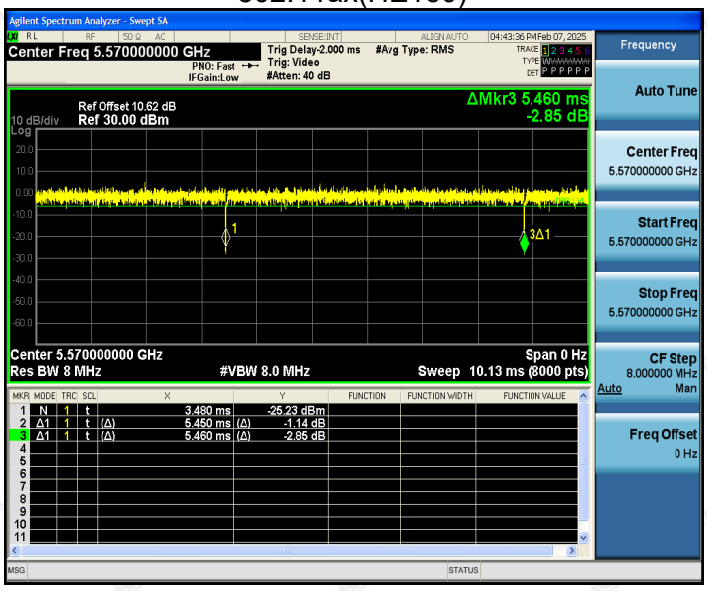

The results shown in this test report refer only to the sample(s) tested unless otherwise stated and the sample(s) are retained for 30 days only. The document is issued by HUAK, this document cannot be reproduced except in full with our prior written permission. The more details and the authenticity of the report will be confirmed at http://www.cer-mark.com.

Antenna 2:
Mode Test Duty Cycle：5150-5250MHz

Mode	Duty Cycle	Duty Cycle Factor (dB)
802.11a	0.99	-0.04
802.11n(HT20)	0.99	-0.04
802.11n(HT40)	0.99	-0.04
802.11ac(HT20)	0.99	-0.04
802.11ac(HT40)	0.99	-0.04
802.11ac(HT80)	0.99	-0.04
802.11ax(HE20)	0.99	-0.04
802.11ax(HE40)	0.99	-0.04
802.11ax(HE80)	0.99	-0.04

802.11a

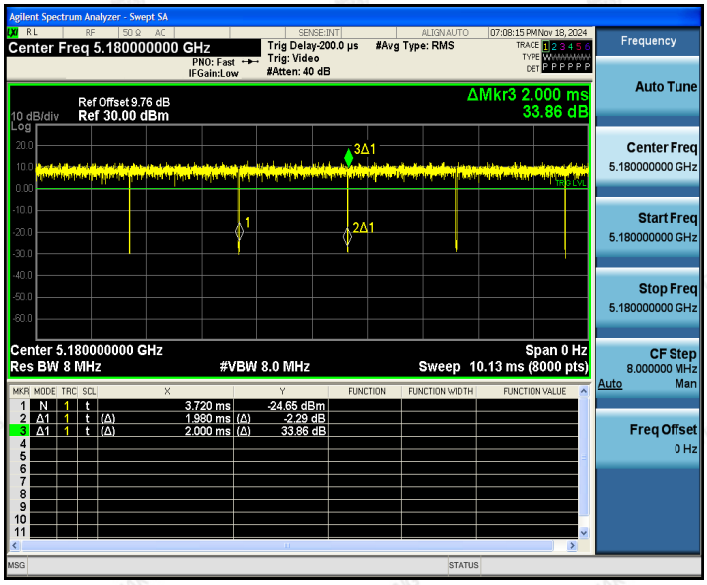

The results shown in this test report refer only to the sample(s) tested unless otherwise stated and the sample(s) are retained for 30 days only. The document is issued by HUAK, this document cannot be reproduced except in full with our prior written permission. The more details and the authenticity of the report will be confirmed at http://www.cer-mark.com.

802.11n(HT20)

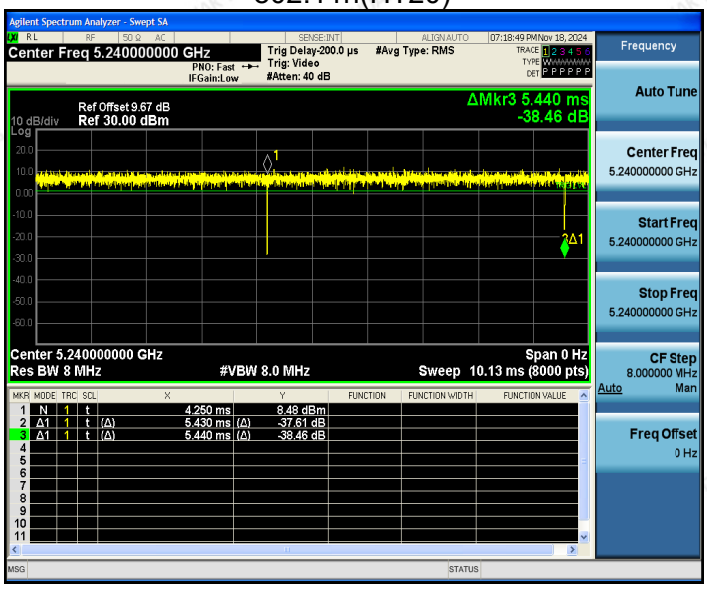

802.11n(HT40)

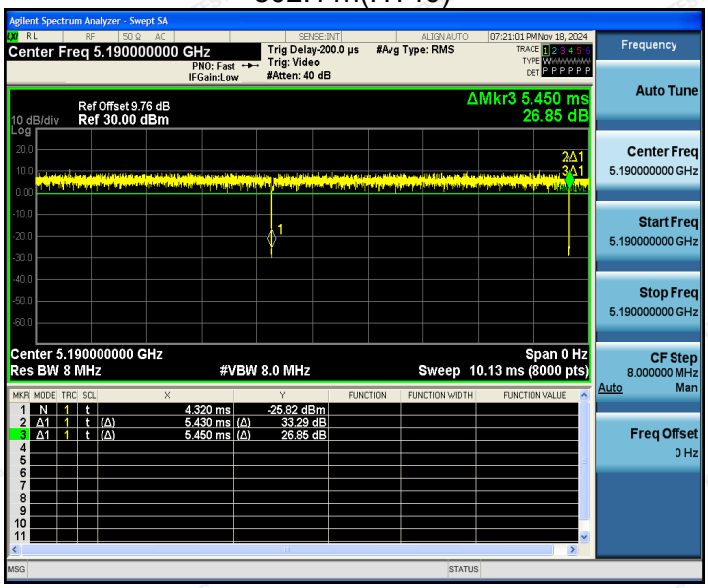

The results shown in this test report refer only to the sample(s) tested unless otherwise stated and the sample(s) are retained for 30 days only. The document is issued by HUAK, this document cannot be reproduced except in full with our prior written permission. The more details and the authenticity of the report will be confirmed at http://www.cer-mark.com.

802.11ac(HT20)

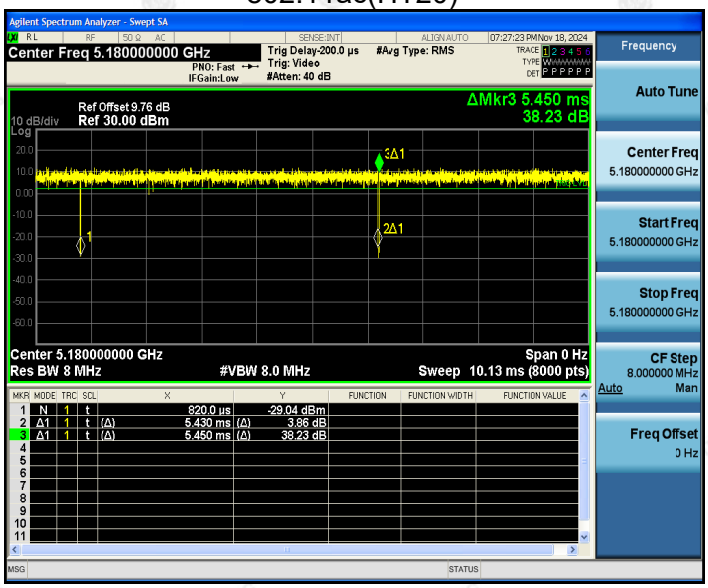

802.11ac(HT40)

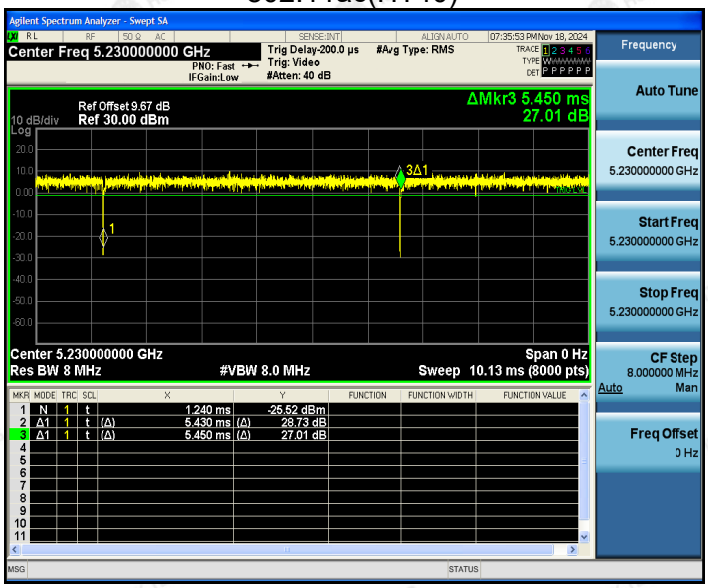

The results shown in this test report refer only to the sample(s) tested unless otherwise stated and the sample(s) are retained for 30 days only. The document is issued by HUAK, this document cannot be reproduced except in full with our prior written permission. The more details and the authenticity of the report will be confirmed at http://www.cer-mark.com.

802.11ac(HT80)

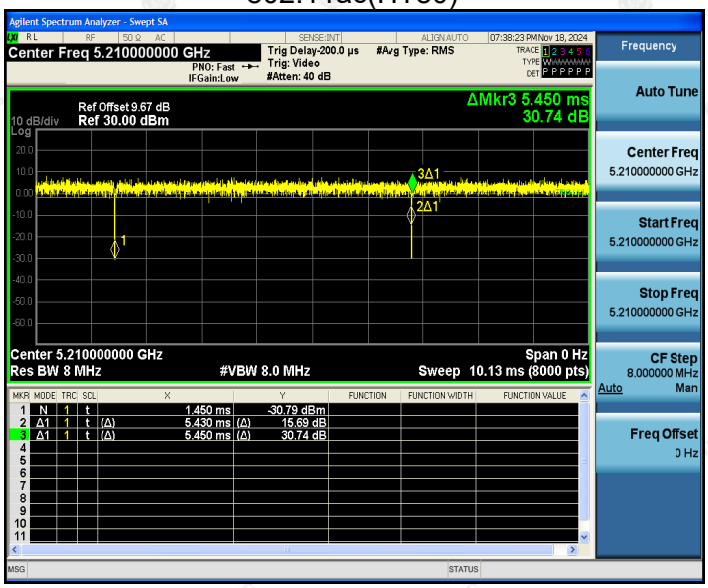

802.11ax(HE20)

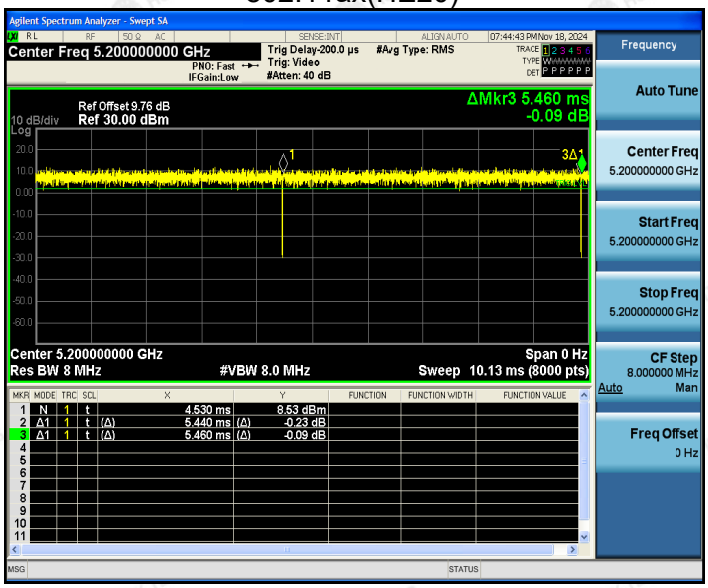

The results shown in this test report refer only to the sample(s) tested unless otherwise stated and the sample(s) are retained for 30 days only. The document is issued by HUAK, this document cannot be reproduced except in full with our prior written permission. The more details and the authenticity of the report will be confirmed at http://www.cer-mark.com.

802.11ax(HE40)

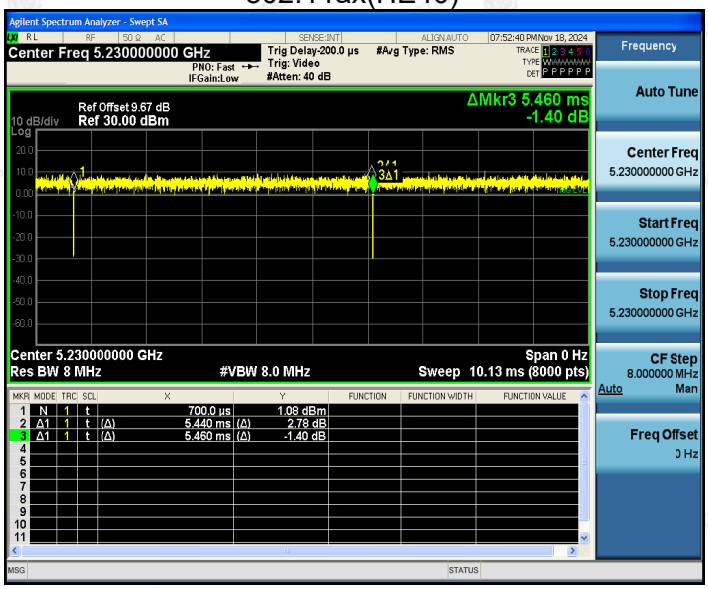

802.11ax(HE80)

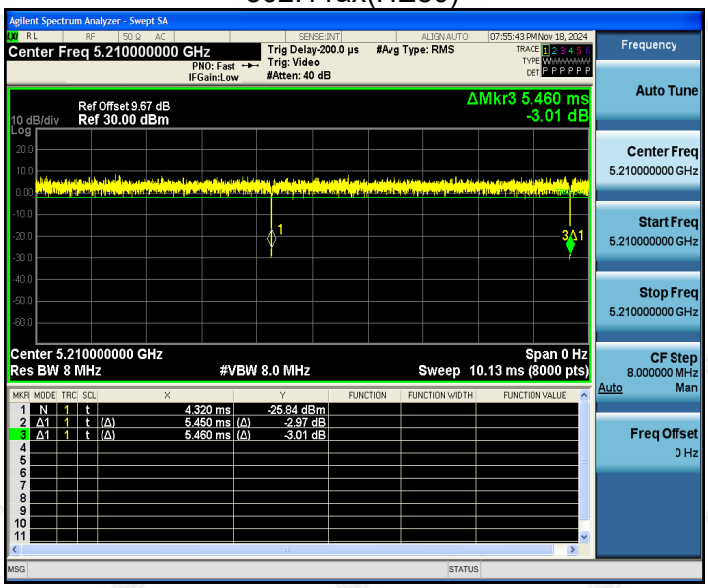

The results shown in this test report refer only to the sample(s) tested unless otherwise stated and the sample(s) are retained for 30 days only. The document is issued by HUAK, this document cannot be reproduced except in full with our prior written permission. The more details and the authenticity of the report will be confirmed at http://www.cer-mark.com.

Mode Test Duty Cycle：5260-5320MHz

Mode	Duty Cycle	Duty Cycle Factor (dB)
802.11a	0.93	-0.32
802.11n(HT20)	0.99	-0.04
802.11n(HT40)	0.99	-0.04
802.11ac(HT20)	0.99	-0.04
802.11ac(HT40)	0.99	-0.04
802.11ac(HT80)	0.99	-0.04
802.11ac(HT160)	0.99	-0.04
802.11ax(HE20)	0.99	-0.04
802.11ax(HE40)	0.99	-0.04
802.11ax(HE80)	0.99	-0.04
802.11ax(HE160)	0.99	-0.04

802.11a

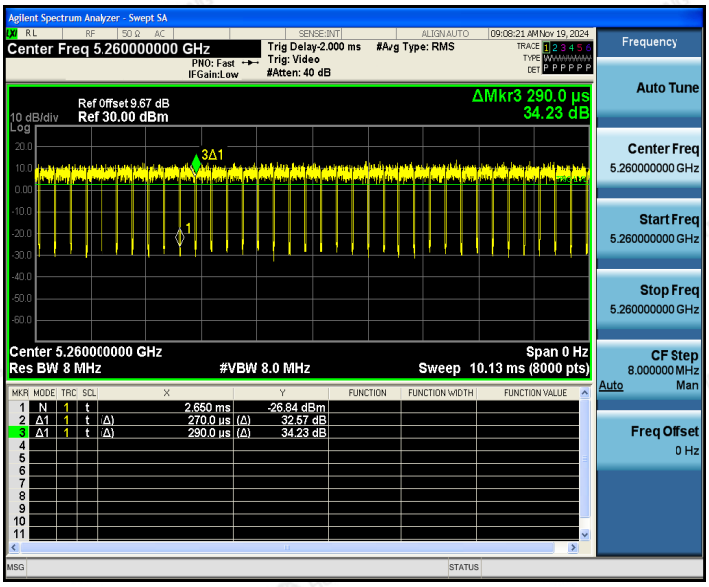

The results shown in this test report refer only to the sample(s) tested unless otherwise stated and the sample(s) are retained for 30 days only. The document is issued by HUAK, this document cannot be reproduced except in full with our prior written permission. The more details and the authenticity of the report will be confirmed at http://www.cer-mark.com.

802.11n(HT20)

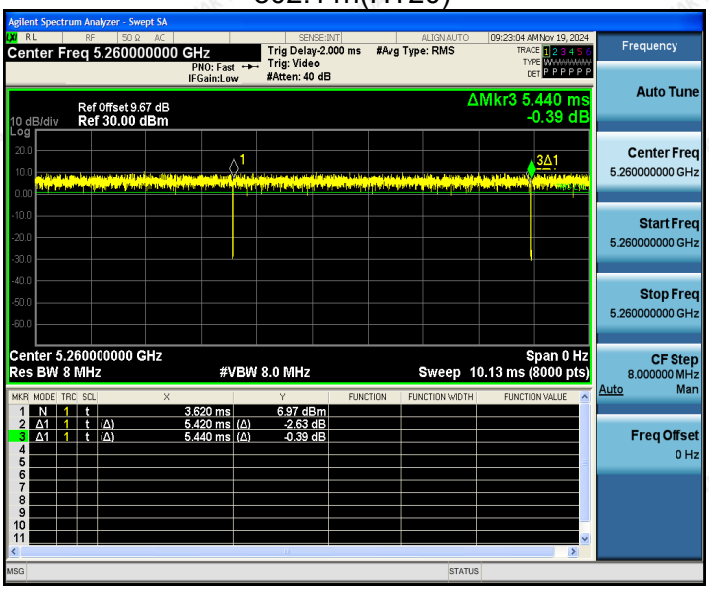

802.11n(HT40)

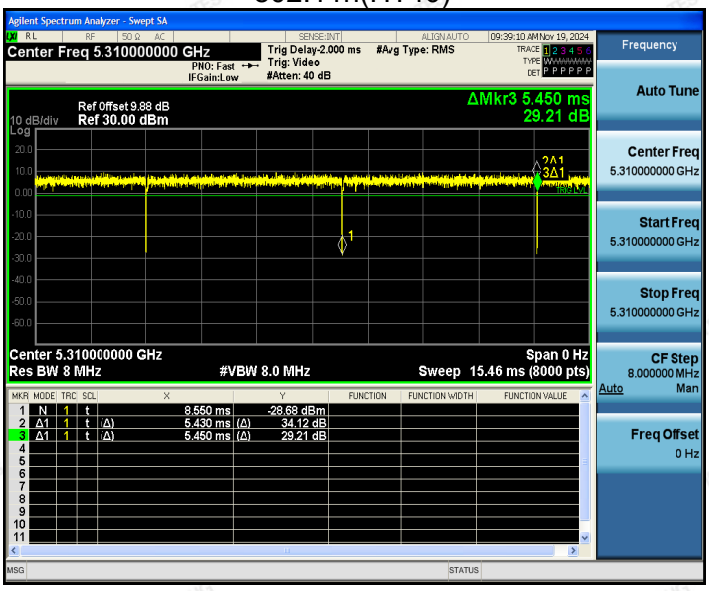

The results shown in this test report refer only to the sample(s) tested unless otherwise stated and the sample(s) are retained for 30 days only. The document is issued by HUAK, this document cannot be reproduced except in full with our prior written permission. The more details and the authenticity of the report will be confirmed at http://www.cer-mark.com.

802.11ac(HT20)

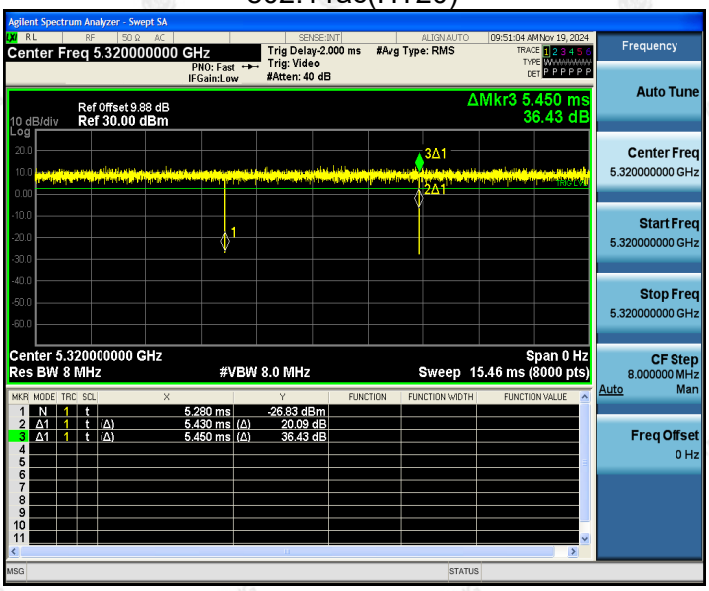

802.11ac(HT40)

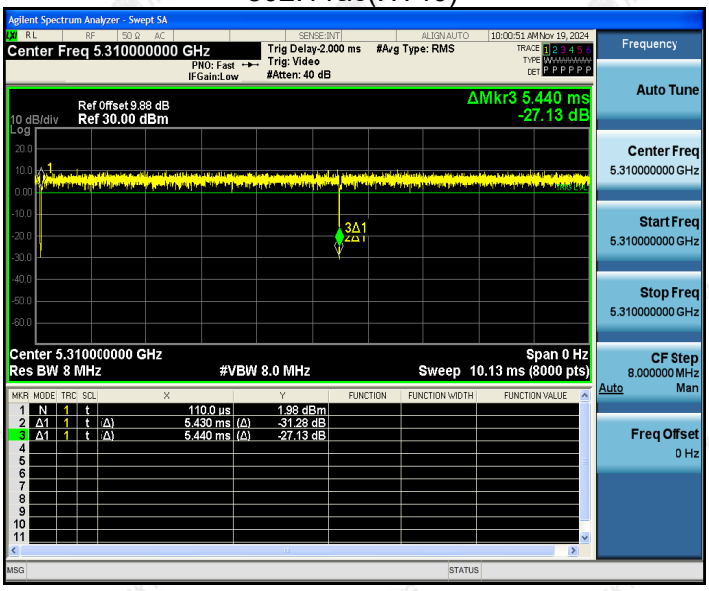

The results shown in this test report refer only to the sample(s) tested unless otherwise stated and the sample(s) are retained for 30 days only. The document is issued by HUAK, this document cannot be reproduced except in full with our prior written permission. The more details and the authenticity of the report will be confirmed at http://www.cer-mark.com.

802.11ac(HT80)

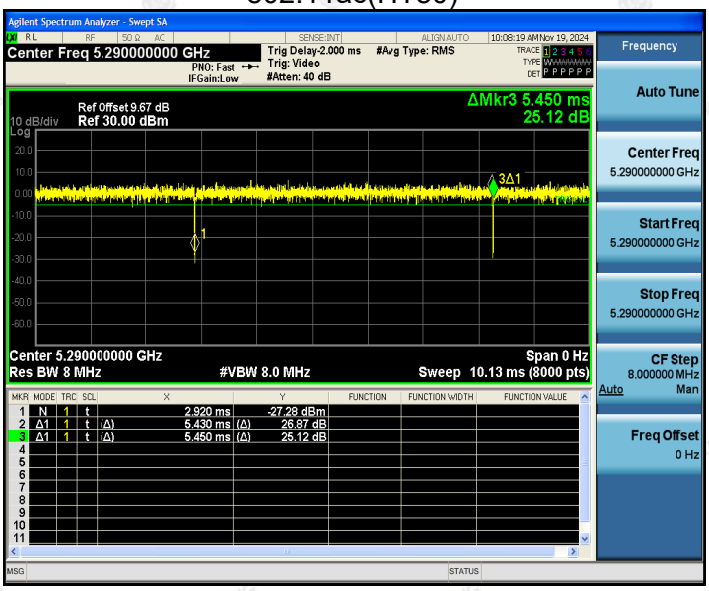

802.11ac(HT160)

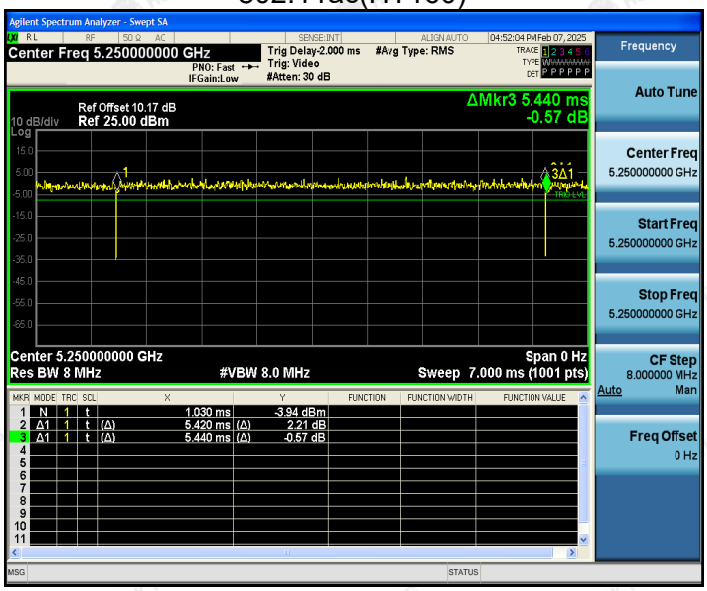

The results shown in this test report refer only to the sample(s) tested unless otherwise stated and the sample(s) are retained for 30 days only. The document is issued by HUAK, this document cannot be reproduced except in full with our prior written permission. The more details and the authenticity of the report will be confirmed at http://www.cer-mark.com.

802.11ax(HE20)

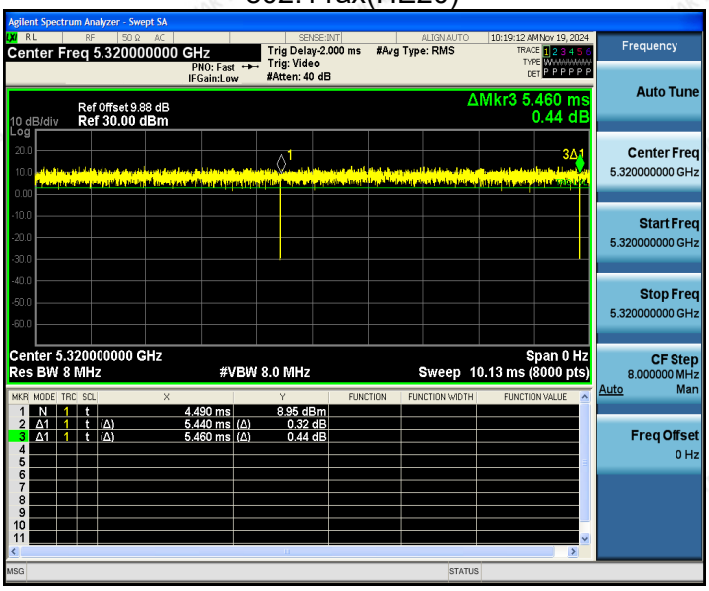

802.11ax(HE40)

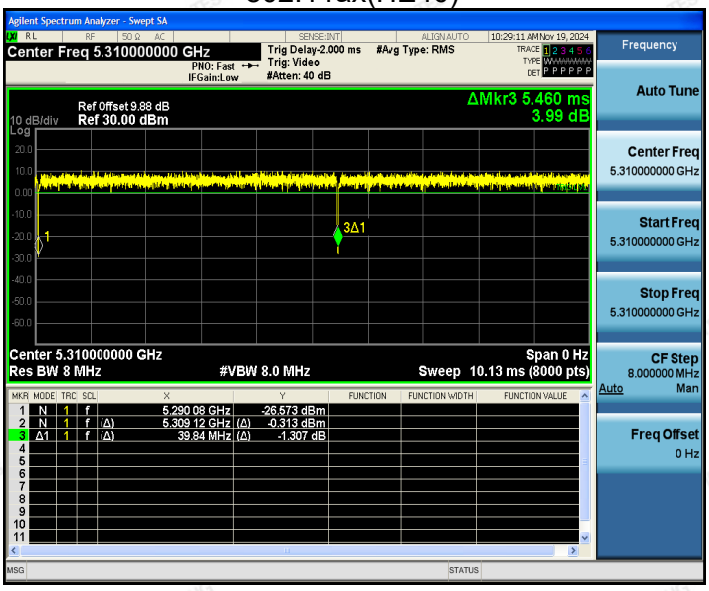

The results shown in this test report refer only to the sample(s) tested unless otherwise stated and the sample(s) are retained for 30 days only. The document is issued by HUAK, this document cannot be reproduced except in full with our prior written permission. The more details and the authenticity of the report will be confirmed at http://www.cer-mark.com.

802.11ax(HE80)

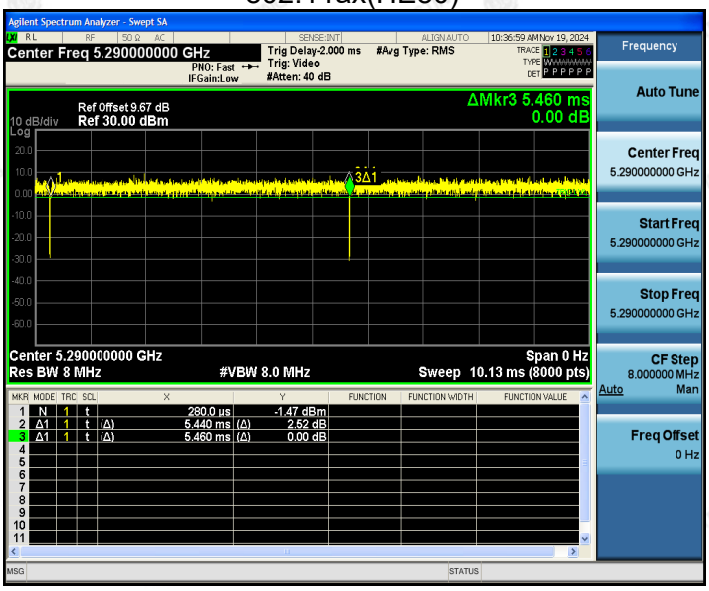

802.11ax(HE160)

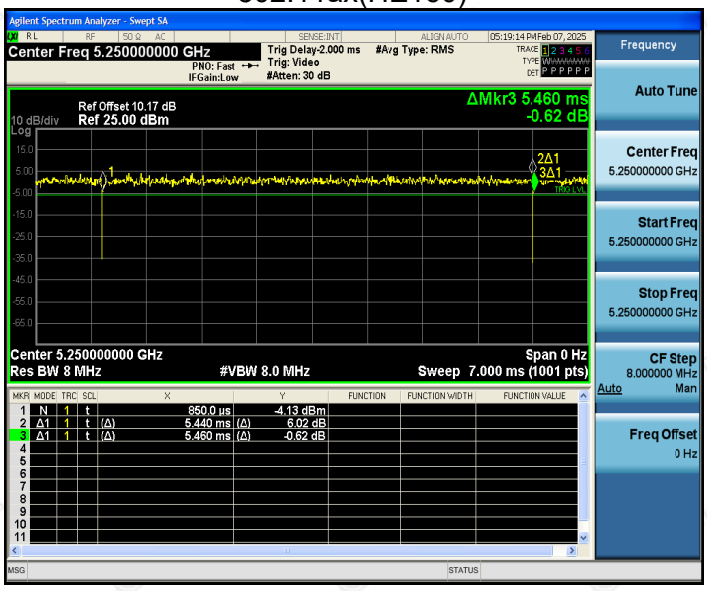

The results shown in this test report refer only to the sample(s) tested unless otherwise stated and the sample(s) are retained for 30 days only. The document is issued by HUAK, this document cannot be reproduced except in full with our prior written permission. The more details and the authenticity of the report will be confirmed at http://www.cer-mark.com.

Mode Test Duty Cycle：5500-5700MHz

Mode	Duty Cycle	Duty Cycle Factor (dB)
802.11a	0.96	-0.18
802.11n(HT20)	0.99	-0.04
802.11n(HT40)	0.99	-0.04
802.11ac(HT20)	0.99	-0.04
802.11ac(HT40)	0.99	-0.04
802.11ac(HT80)	0.99	-0.04
802.11ac(HT160)	0.99	-0.04
802.11ax(HE20)	0.99	-0.04
802.11ax(HE40)	0.99	-0.04
802.11ax(HE80)	0.99	-0.04
802.11ax(HE160)	0.99	-0.04

802.11a

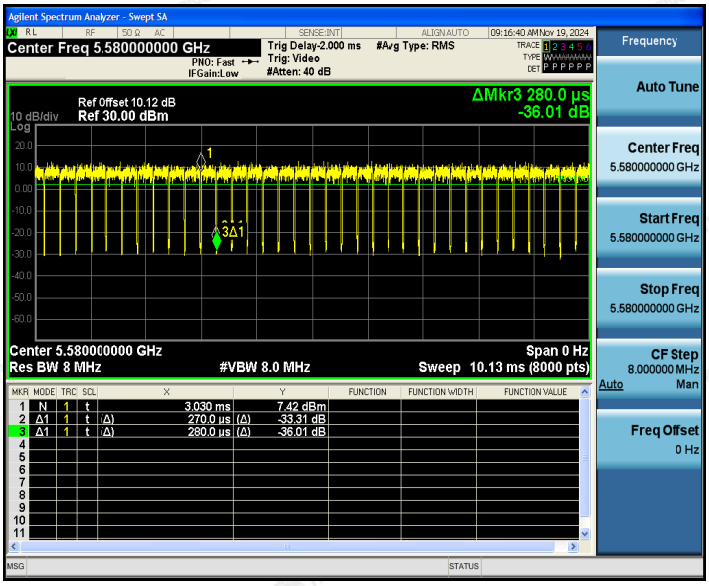

The results shown in this test report refer only to the sample(s) tested unless otherwise stated and the sample(s) are retained for 30 days only. The document is issued by HUAK, this document cannot be reproduced except in full with our prior written permission. The more details and the authenticity of the report will be confirmed at http://www.cer-mark.com.

802.11n(HT20)

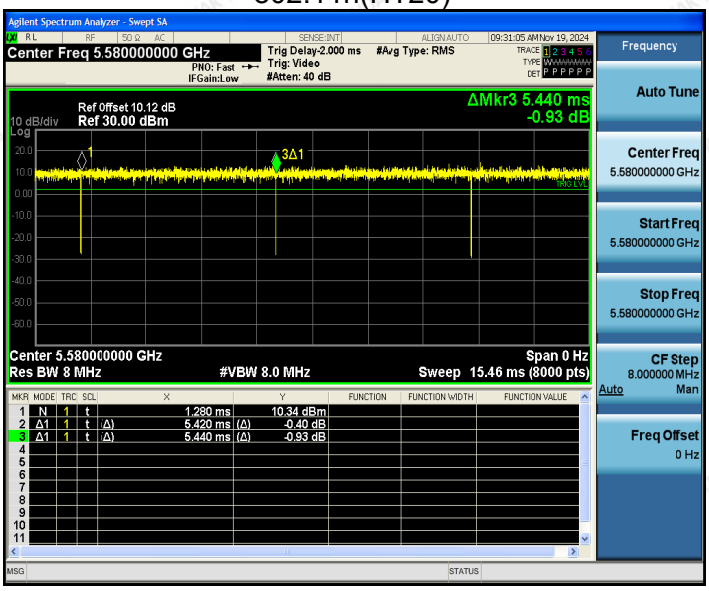

802.11n(HT40)

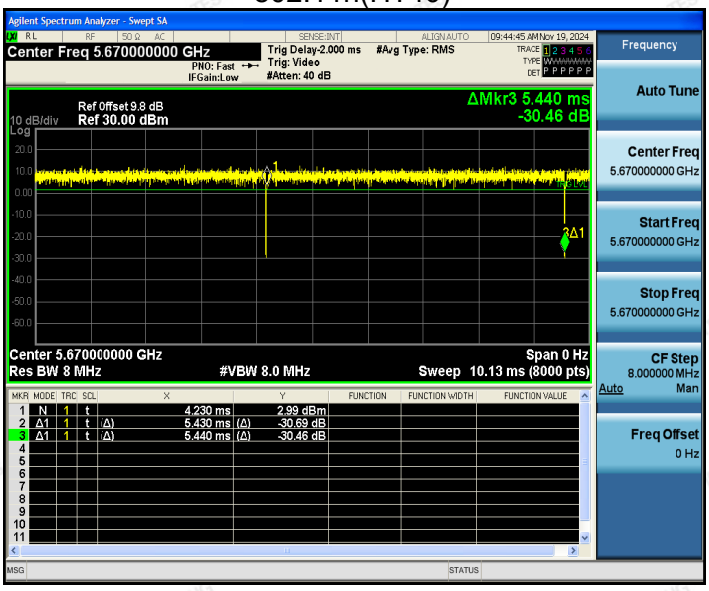

The results shown in this test report refer only to the sample(s) tested unless otherwise stated and the sample(s) are retained for 30 days only. The document is issued by HUAK, this document cannot be reproduced except in full with our prior written permission. The more details and the authenticity of the report will be confirmed at http://www.cer-mark.com.

802.11ac(HT20)

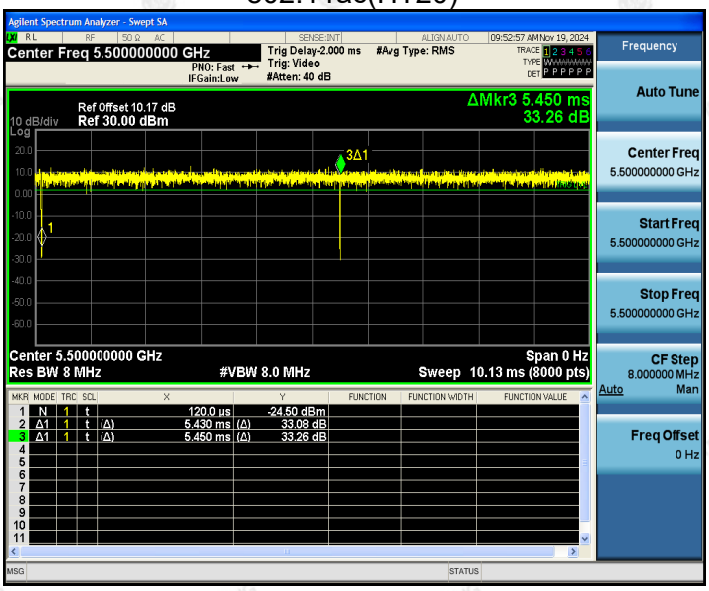

802.11ac(HT40)

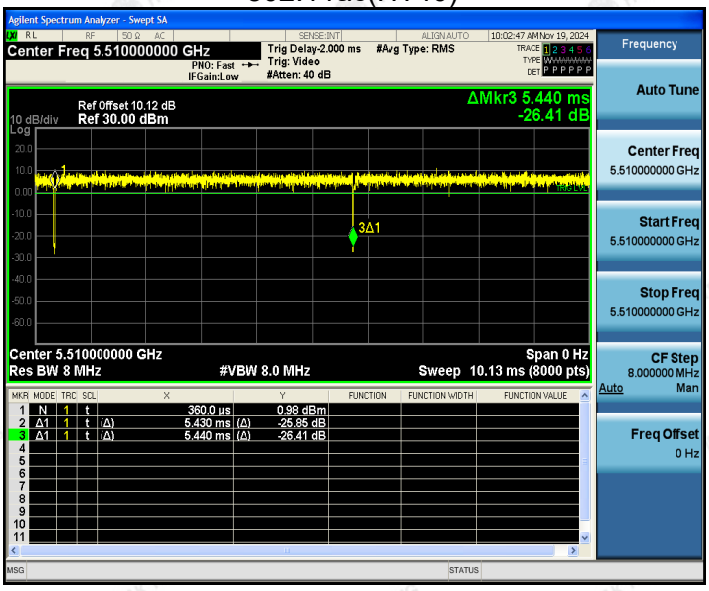

The results shown in this test report refer only to the sample(s) tested unless otherwise stated and the sample(s) are retained for 30 days only. The document is issued by HUAK, this document cannot be reproduced except in full with our prior written permission. The more details and the authenticity of the report will be confirmed at http://www.cer-mark.com.

802.11ac(HT80)

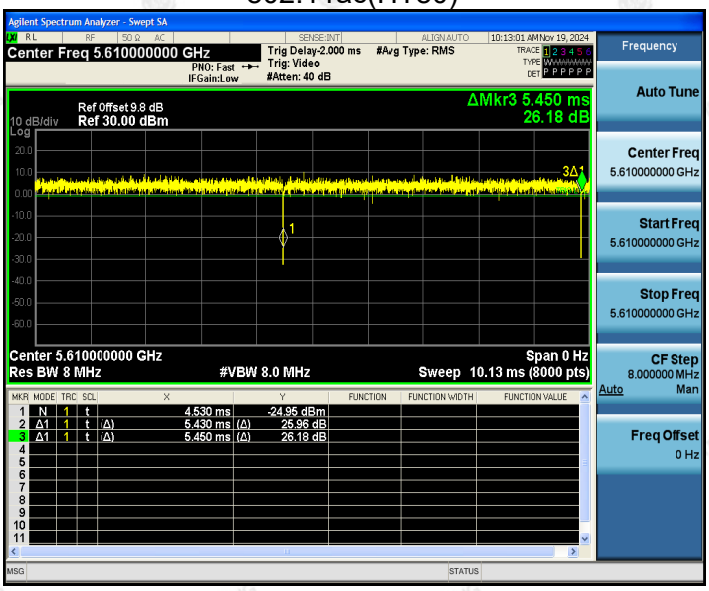

802.11ac(HT160)

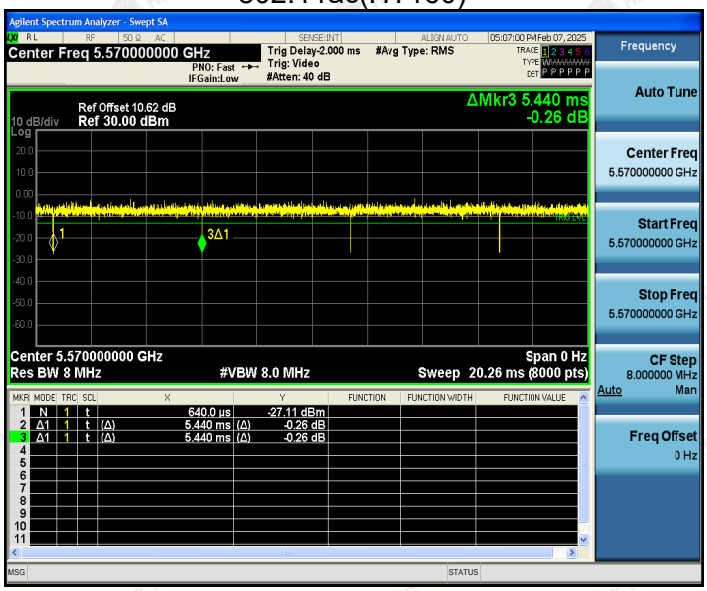

The results shown in this test report refer only to the sample(s) tested unless otherwise stated and the sample(s) are retained for 30 days only. The document is issued by HUAK, this document cannot be reproduced except in full with our prior written permission. The more details and the authenticity of the report will be confirmed at http://www.cer-mark.com.

802.11ax(HE20)

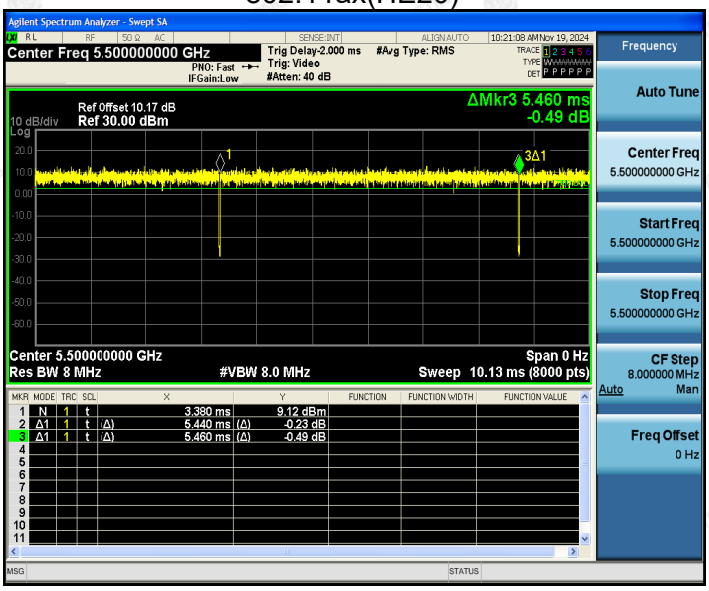

802.11ax(HE40)

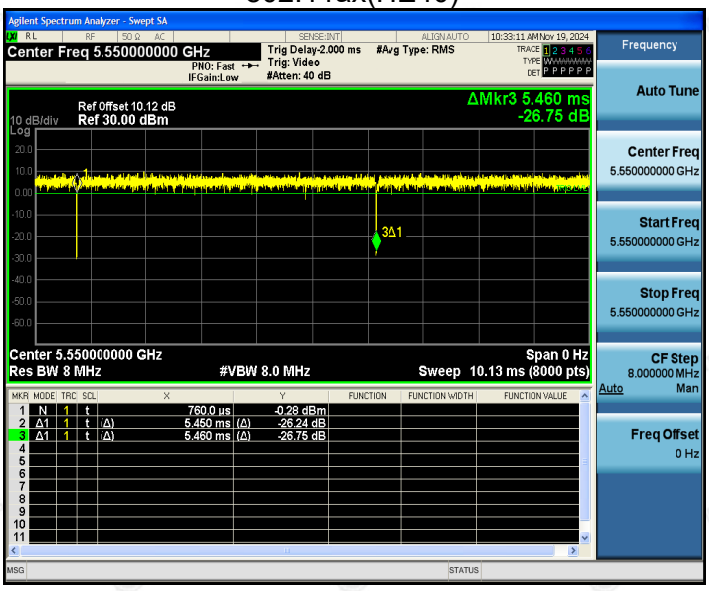

The results shown in this test report refer only to the sample(s) tested unless otherwise stated and the sample(s) are retained for 30 days only. The document is issued by HUAK, this document cannot be reproduced except in full with our prior written permission. The more details and the authenticity of the report will be confirmed at http://www.cer-mark.com.

802.11ax(HE80)

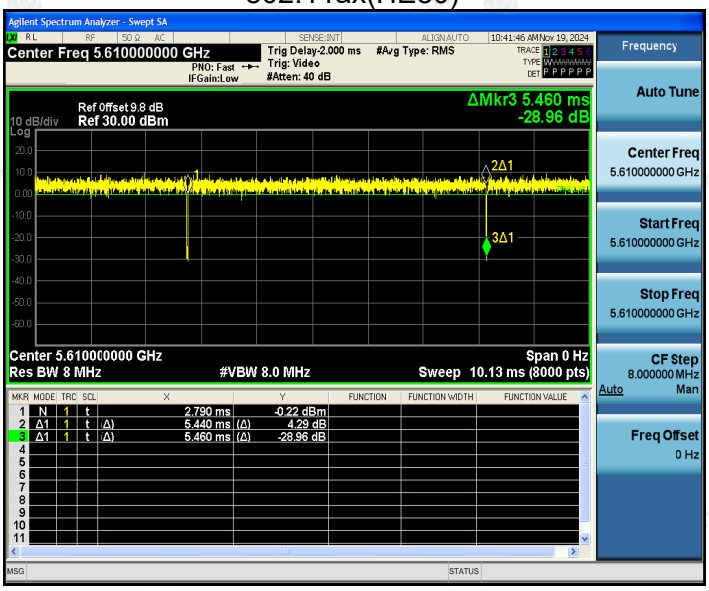

802.11ax(HE160)

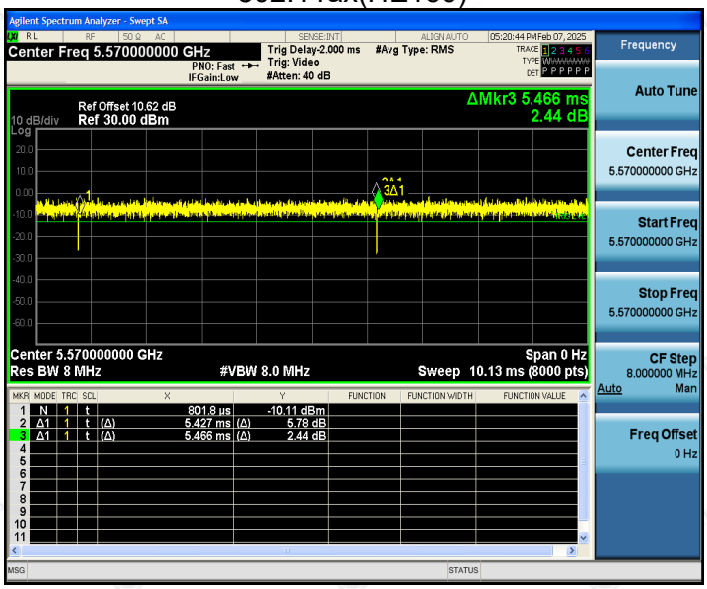

The results shown in this test report refer only to the sample(s) tested unless otherwise stated and the sample(s) are retained for 30 days only. The document is issued by HUAK, this document cannot be reproduced except in full with our prior written permission. The more details and the authenticity of the report will be confirmed at http://www.cer-mark.com.

6.6 Frequency Stability Measurement

LIMIT

According to§15.407(g), Manufacturers of U-NII devices are responsible for ensuring frequency stability such that an emission is maintained within the band of operation under all conditions of normal operation as specified in the user's manual.

TESTCONFIGURATION

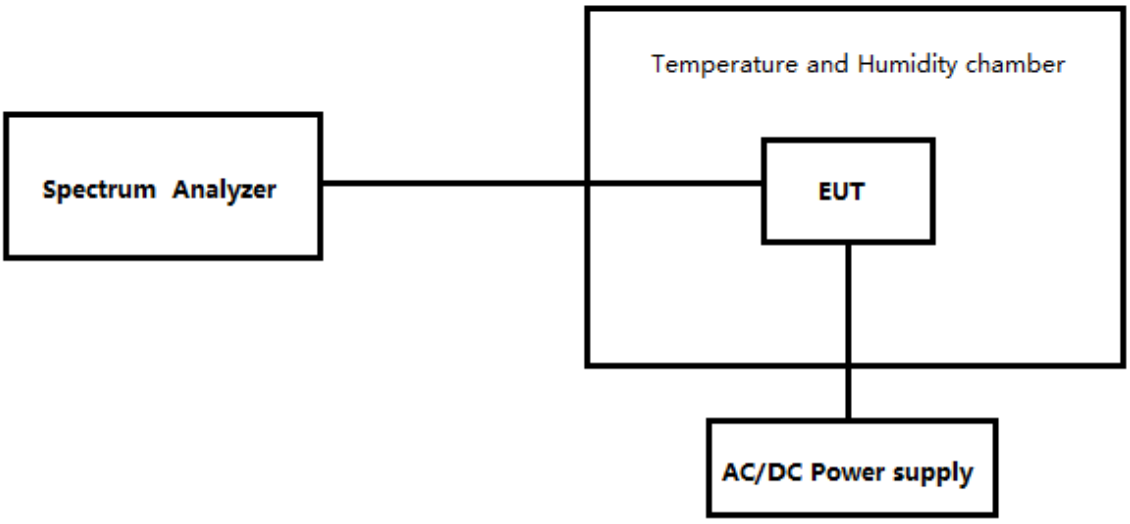

TESTPROCEDURE

1. To ensure emission at the band edge is main tainted within the authorized band, those values shall be measured by radiation emissions at upper and lower frequency points, and finally compensated by frequency deviation as procedures below.
2. The EUT was operated at the maximum output power, and connected to the spectrum analyzer, which is set to maximum hold function and peak detector. The peak value of the power envelope was measured and noted. The upper and lower frequency points were respectively measured relatively 10dB lower than the measured peak value.
3. The frequency deviation was calculated by adding the upper frequency point and the lower frequency point divided by two. Those detailed values of frequency deviation are provided in table below.

The results shown in this test report refer only to the sample(s) tested unless otherwise stated and the sample(s) are retained for 30 days only. The document is issued by HUAK, this document cannot be reproduced except in full with our prior written permission. The more details and the authenticity of the report will be confirmed at http://www.cer-mark.com.

TESTRESULTS

Antenna 1

(5150MHz-5250MHz)					
Freq.(MHz)	Center Frequency (MHz)	Frequency Deviation (MHz)	Frequency Stability (ppm)	Temperature (°C)	Voltage (V)
5180	5179.979	-0.021	-4.054	25	V_{min}
5180	5179.971	-0.029	-5.598	25	V_{max}
5180	5179.982	-0.018	-3.475	25	V_{nor}
5180	5179.926	-0.074	-14.286	-10	V_{nor}
5180	5179.989	-0.011	-2.124	40	V_{nor}

(5250MHz-5350MHz)					
Freq.(MHz)	Center Frequency (MHz)	Frequency Deviation (MHz)	Frequency Stability (ppm)	Temperature (°C)	Voltage (V)
5260	5259.982	-0.018	-3.422	25	V_{min}
5260	5260.033	0.033	6.274	25	V_{max}
5260	5259.979	-0.021	-3.992	25	V_{nor}
5260	5259.941	-0.059	-11.217	-10	V_{nor}
5260	5260.022	0.022	4.183	40	V_{nor}

(5470MHz-5725MHz)					
Freq.(MHz)	Center Frequency (MHz)	Frequency Deviation (MHz)	Frequency Stability (ppm)	Temperature (°C)	Voltage (V)
5500	5499.969	-0.031	-5.636	25	V_{min}
5500	5500.014	0.014	2.545	25	V_{max}
5500	5499.985	-0.015	-2.727	25	V_{nor}
5500	5499.991	-0.009	-1.636	-10	V_{nor}
5500	5500.022	0.022	4.000	40	V_{nor}

The results shown in this test report refer only to the sample(s) tested unless otherwise stated and the sample(s) are retained for 30 days only. The document is issued by HUAK, this document cannot be reproduced except in full with our prior written permission. The more details and the authenticity of the report will be confirmed at http://www.cer-mark.com.

Antenna 2

(5150MHz-5250MHz)					
Freq.(MHz)	Center Frequency (MHz)	Frequency Deviation (MHz)	Frequency Stability (ppm)	Temperature (°C)	Voltage (V)
5180	5179.971	-0.029	-5.598	25	V_{min}
5180	5179.969	-0.031	-5.985	25	V_{max}
5180	5179.983	-0.017	-3.282	25	V_{nor}
5180	5179.942	-0.058	-11.197	-10	V_{nor}
5180	5179.971	-0.029	-5.598	40	V_{nor}

(5250MHz-5350MHz)					
Freq.(MHz)	Center Frequency (MHz)	Frequency Deviation (MHz)	Frequency Stability (ppm)	Temperature (°C)	Voltage (V)
5260	5260.036	0.036	6.844	25	V_{min}
5260	5260.012	0.012	2.281	25	V_{max}
5260	5259.978	-0.022	-4.183	25	V_{nor}
5260	5259.988	-0.012	-2.281	-10	V_{nor}
5260	5260.006	0.006	1.141	40	V_{nor}

(5470MHz-5725MHz)					
Freq.(MHz)	Center Frequency (MHz)	Frequency Deviation (MHz)	Frequency Stability (ppm)	Temperature (°C)	Voltage (V)
5500	5500.013	0.013	2.364	25	V_{min}
5500	5500.020	0.020	3.636	25	V_{max}
5500	5499.986	-0.014	-2.545	25	V_{nor}
5500	5499.974	-0.026	-4.727	-10	V_{nor}
5500	5500.016	0.016	2.909	40	V_{nor}

The results shown in this test report refer only to the sample(s) tested unless otherwise stated and the sample(s) are retained for 30 days only. The document is issued by HUAK, this document cannot be reproduced except in full with our prior written permission. The more details and the authenticity of the report will be confirmed at http://www.cer-mark.com.

6.7 Radiated Undesirable Emission

LIMIT

Radiated emissions from9 kHz to25 GHz were measured according to the methods defines in ANSI C63.10-2013.The EUT was placed above the ground plane, 0.8 meter for frequency below 1GHz and 1.5 meter for frequency above1GHz.The inter face cables and equipment positions were varied within limits of reasonable applications to determine the positions producing maximum radiated emissions.

1. For transmitters operating in the 5250-5350 MHz band: all emissions outside of the 5150-5350 MHz band shall not exceed an EIRP of -27 dBm/MHz. Devices operating in the 5250-5350 MHz band that generate emissions in the 5150-5250 MHz band must meet all applicable technical requirements for operation in the 5150-5250 MHz band (including indoor use) or alternatively meet an out-of-band emission EIRP limit of -27 dBm/MHz in the 5150-5250 MHz band.

   For transmitters operating in the 5470-5600 MHz and 5650-5725MHz band: all emissions outside of the 5470-5600 MHz and 5650-5725MHz band shall not exceed an EIRPof -27 dBm/MHz.

2. KDB789033v02r01G)2)c)Asspecifiedin15.407(b), emissionsabove1000MHzthatareoutsideofthe restricted bands are subject to a peak emission limit of -27 dBm/MHz (or -17 dBm/MHz as specified in 15.407(b)(4)). However, an out-of-band emission that complies with both the average and peak limits of 15.209 is not required to satisfy the -27 dBm/MHz or -17 dBm/MHz peak emission limit.

3. According to§15.209(a), except as provided else where in this Subpart, the emissions from an intentional radiator shall not exceed the field strength levels specified in the following table:

FREQUENCIES(MHz)	FIELDSTRENGTH (microvolt/meter)	MEASUREMENT DISTANCE(meters)
0.009~0.490	2400/F(kHz)	300
0.490~1.705	24000/F(kHz)	30
1.705~30.0	30	30
30~88	100	3
88~216	150	3
216~960	200	3
Above 960	500	3

Remark: *Except as provided in paragraph (g), fundamental emissions from intentional radiators operating under this Section shall not be located in the frequency bands 54-72 MHz, 76-88 MHz, 174-216 MHz or 470-806MHz.However, operation within these frequency bands is permitted under other sections of this Part, e.g., Sections 15.231and 15.241.*

4. In the emission table above, the tighter limit applies at the band edges.

Frequency (MHz)	Field Strength(μV/mat	Field Strength(dBμV/mat
30-88	100	40
88-216	150	43.5
216-960	200	46
Above 960	500	54

Test Configuration

The results shown in this test report refer only to the sample(s) tested unless otherwise stated and the sample(s) are retained for 30 days only. The document is issued by HUAK, this document cannot be reproduced except in full with our prior written permission. The more details and the authenticity of the report will be confirmed at http://www.cer-mark.com.

Below 30MHz

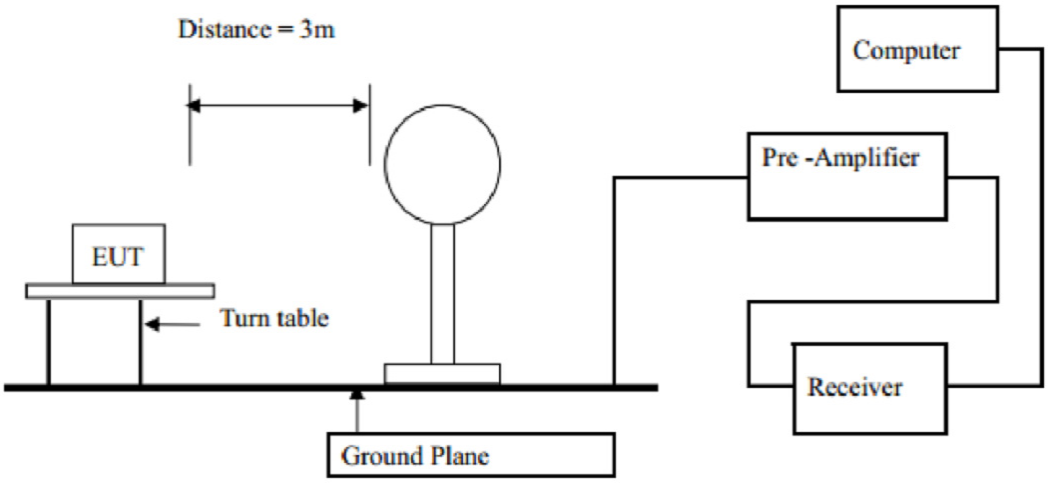

Below1GHz

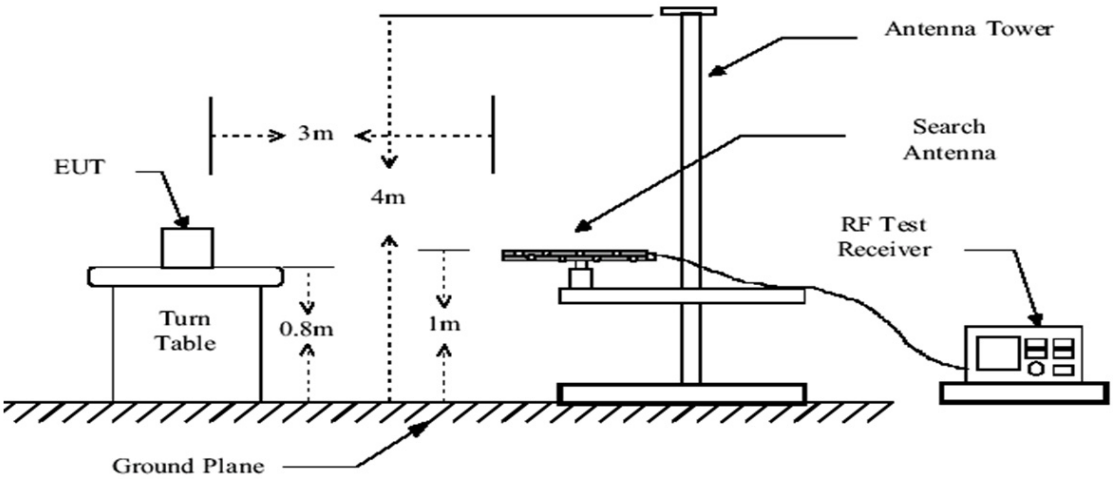

The results shown in this test report refer only to the sample(s) tested unless otherwise stated and the sample(s) are retained for 30 days only. The document is issued by HUAK, this document cannot be reproduced except in full with our prior written permission. The more details and the authenticity of the report will be confirmed at http://www.cer-mark.com.

Above 1 GHz

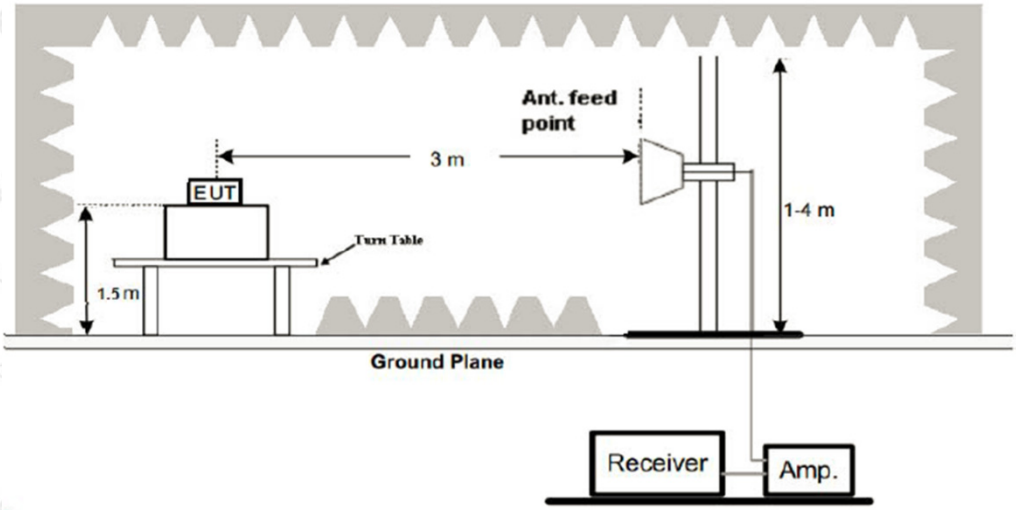

TESTPROCEDURE

1. The EUT is placed on a turntable above ground plane, which is 0.8 meter for frequency below 1GHz and 1.5 meter for frequency above 1GHz.
2. The turntable shall be rotated for 360 degrees to determine the position of maximum emission level.
3. EUT is set 3m away from the receiving antenna, which is varied from 1m to 4m to find out the highest emissions.
4. Maximum procedure was performed on the six highest emissions to ensure EUT compliance.
5. And also, each emission was to be maximized by changing the polarization of receiving antenna both horizontal and vertical.
6. Set the spectrum analyzer in the following setting as:

Below 1GHz:

RBW=100kHz/ VBW=300kHz / Sweep=AUTO

Above 1GHz:

(a) PEAK: RBW=VBW=1MHz / Sweep=AUTO

(b) AVERAGE: RBW=1MHz / Sweep=AUTO

VBW=10Hz, whenduty cycle is no less than 98 percent.

VBW≧1/T, when duty cycle is less than 98 percent, where is the minimum transmissiondurationoverwhichthetransmitterisonandistransmittingatits maximum power control level for the tested mode of operation.

Band	Duty Cycle(%)	T(ms)	1/T(kHz)	VBW Setting
IEEE 802.11 a	100	--	--	10Hz
IEEE 802.11n/ac HT20/ax HE20	100	--	--	10Hz
IEEE 802.11n/ac HT40/ax HE40	100	--	--	10Hz
IEEE 802.11ac HT80/ax HE80	100	--	--	10Hz
IEEE 802.11ac HT160/ax HE160	100	--	--	10Hz

7. Repeat above procedures until the measurements for all frequencies are complete.

The results shown in this test report refer only to the sample(s) tested unless otherwise stated and the sample(s) are retained for 30 days only. The document is issued by HUAK, this document cannot be reproduced except in full with our prior written permission. The more details and the authenticity of the report will be confirmed at http://www.cer-mark.com.

Please refer to following diagram for individual
Below 1GHz

All the test modes completed for test. only the worst result of reported as below:

Horizontal

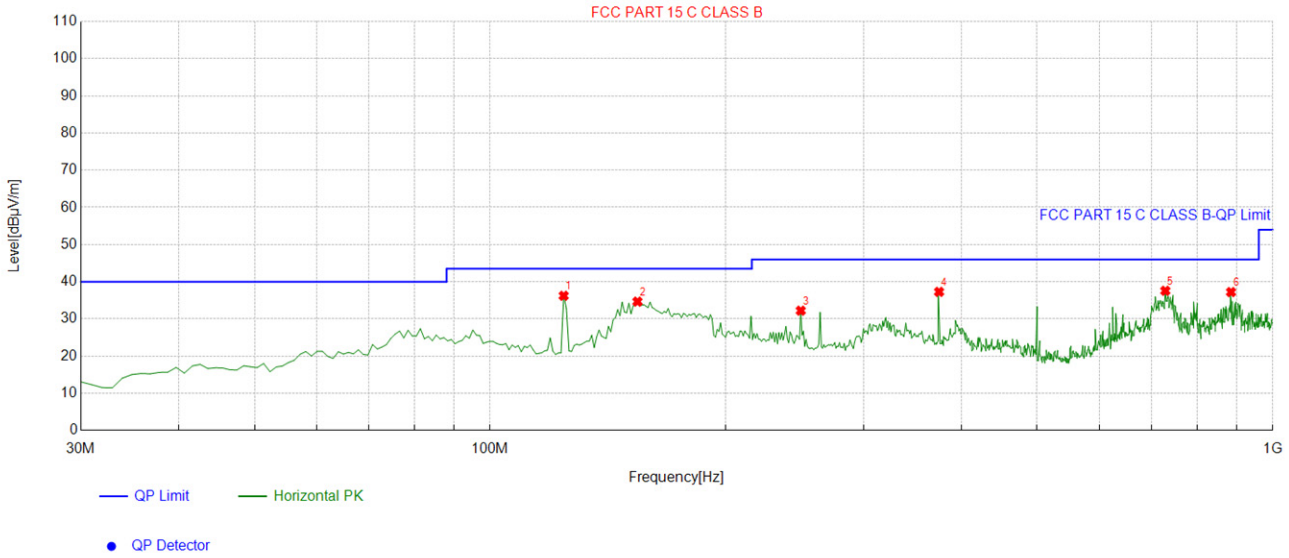

Suspected List									
NO.	Freq. [MHz]	Factor [dB]	Reading [dBµV/m]	Level [dBµV/m]	Limit [dBµV/m]	Margin [dB]	Height [cm]	Angle [°]	Polarity
1	124.18418	-16.66	52.88	36.22	43.50	7.28	100	319	Horizontal
2	154.28428	-17.76	52.41	34.65	43.50	8.85	100	167	Horizontal
3	249.43943	-13.41	45.63	32.22	46.00	13.78	100	252	Horizontal
4	374.69469	-9.88	47.16	37.28	46.00	8.72	100	56	Horizontal
5	729.09909	-3.57	41.14	37.57	46.00	8.43	100	195	Horizontal
6	884.45445	-1.69	38.91	37.22	46.00	8.78	100	28	Horizontal

Remark: Factor = Cable loss + Antenna factor + Attenuator – Preamplifier; Level = Reading + Factor; Margin = Limit – Level

The results shown in this test report refer only to the sample(s) tested unless otherwise stated and the sample(s) are retained for 30 days only. The document is issued by HUAK, this document cannot be reproduced except in full with our prior written permission. The more details and the authenticity of the report will be confirmed at http://www.cer-mark.com.

Vertical

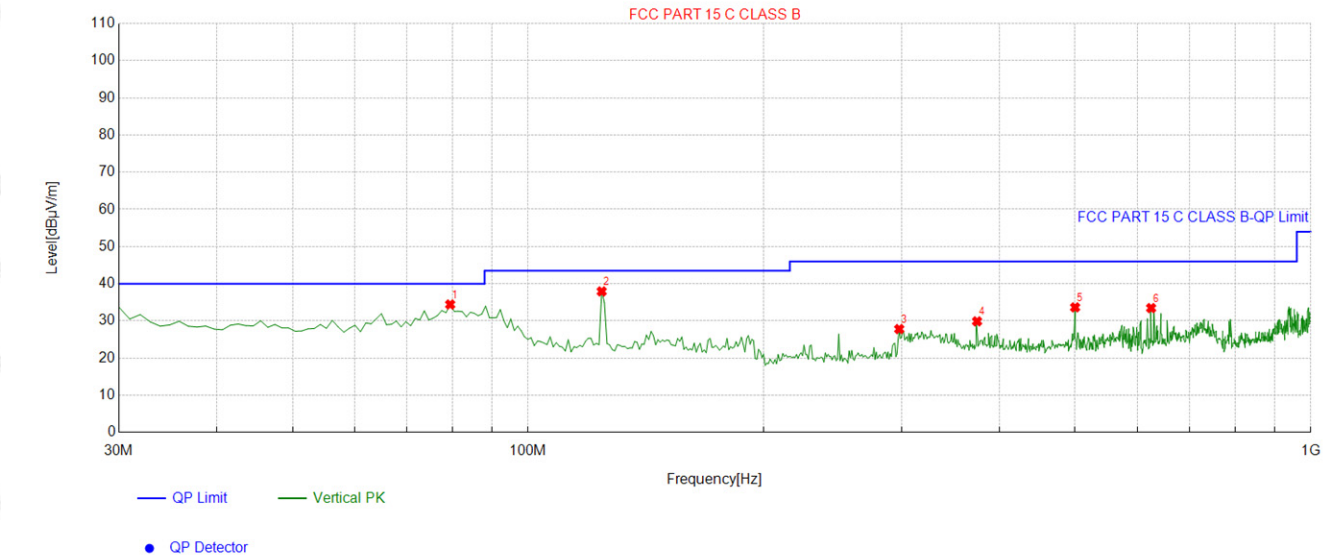

Suspected List									
NO.	Freq. [MHz]	Factor [dB]	Reading [dBµV/m]	Level [dBµV/m]	Limit [dBµV/m]	Margin [dB]	Height [cm]	Angle [°]	Polarity
1	79.51952	-18.01	52.43	34.42	40.00	5.58	100	354	Vertical
2	124.18418	-16.66	54.59	37.93	43.50	5.57	100	360	Vertical
3	297.98798	-11.79	39.60	27.81	46.00	18.19	100	204	Vertical
4	374.69469	-9.88	39.77	29.89	46.00	16.11	100	359	Vertical
5	499.94995	-8.17	41.82	33.65	46.00	12.35	100	313	Vertical
6	625.20520	-5.45	38.91	33.46	46.00	12.54	100	151	Vertical

Remark: Factor = Cable loss + Antenna factor + Attenuator – Preamplifier; Level = Reading + Factor; Margin = Limit – Level

Harmonics and Spurious Emissions

Frequency Range (9 kHz-30MHz)

Frequency (MHz)	Level@3m (dBµV/m)	Limit@3m (dBµV/m)
--	--	--
--	--	--
--	--	--
--	--	--

Note: *1. Emission Level=Reading+ Cable loss-Antenna factor-Amp factor*

2. The emission levels are 20 dB below the limit value, which are not reported. It is deemed to comply with the requirement

The results shown in this test report refer only to the sample(s) tested unless otherwise stated and the sample(s) are retained for 30 days only. The document is issued by HUAK, this document cannot be reproduced except in full with our prior written permission. The more details and the authenticity of the report will be confirmed at http://www.cer-mark.com.

Above 1 GHz

All modes of operation were investigated and the worst-case of Ant.2 are reported.

5150~5250MHz

Operation Mode:	Tx / IEEE 802.11a mode **Low Channel**

Horizontal

No.	Frequency (MHz)	Reading (dBuV)	Correct Factor(dB/m)	Result (dBuV/m)	Limit (dBuV/m)	Margin (dB)	Heigh (cm)	Remark
1	10360.21	40.23	11.05	51.28	74.00	-22.72	100	peak
2	13162.55	35.22	16.53	51.75	74.00	-22.25	100	peak
N/A								

Vertical

No.	Frequency (MHz)	Reading (dBuV)	Correct Factor(dB/m)	Result (dBuV/m)	Limit (dBuV/m)	Margin (dB)	Heigh (cm)	Remark
1	10423.71	39.45	11.53	50.98	74.00	-23.02	100	peak
2	14234.55	34.52	13.73	48.25	74.00	-25.75	100	peak
N/A								

Operation Mode:	Tx / IEEE 802.11a mode **Mid Channel**

Horizontal

No.	Frequency (MHz)	Reading (dBuV)	Correct Factor(dB/m)	Result (dBuV/m)	Limit (dBuV/m)	Margin (dB)	Heigh (cm)	Remark
1	10400.26	39.74	11.21	50.95	74.00	-23.05	100	peak
2	12631.72	35.62	15.17	50.79	74.00	-23.21	100	peak
N/A								

Vertical

No.	Frequency (MHz)	Reading (dBuV)	Correct Factor(dB/m)	Result (dBuV/m)	Limit (dBuV/m)	Margin (dB)	Heigh (cm)	Remark
1	10372.51	40.11	12.89	53	74.00	-21	100	peak
2	13342.61	34.29	14.10	48.39	74.00	-25.61	100	peak
N/A								

The results shown in this test report refer only to the sample(s) tested unless otherwise stated and the sample(s) are retained for 30 days only. The document is issued by HUAK, this document cannot be reproduced except in full with our prior written permission. The more details and the authenticity of the report will be confirmed at http://www.cer-mark.com.

Operation Mode:	Tx / IEEE 802.11a mode **High Channel**

Horizontal

No.	Frequency	Reading	Correct	Result	Limit	Margin	Height	Remark
	(MHz)	(dBuV)	Factor(dB/m)	(dBuV/m)	(dBuV/m)	(dB)	(cm)	
1	10480.23	39.52	12.89	52.41	74.00	-21.59	100	peak
2	15326.71	34.15	13.49	47.64	74.00	-26.36	100	peak
N/A								

Vertical

No.	Frequency	Reading	Correct	Result	Limit	Margin	Height	Remark
	(MHz)	(dBuV)	Factor(dB/m)	(dBuV/m)	(dBuV/m)	(dB)	(cm)	
1	10512.22	40.38	12.00	52.38	74.00	-21.62	100	peak
2	14191.23	36.51	10.77	47.28	74.00	-26.72	100	peak
N/A								

5250~5350MHz

Operation Mode:	Tx / IEEE 802.11a mode **Low Channel**

Horizontal

No.	Frequency	Reading	Correct	Result	Limit	Margin	Heigh	Remark
	(MHz)	(dBuV)	Factor(dB/m)	(dBuV/m)	(dBuV/m)	(dB)	(cm)	
1	10522.06	40.69	11.05	51.74	74.00	-22.26	100	peak
2	14649.01	33.71	16.53	50.24	74.00	-23.76	100	peak
N/A								

Vertical

No.	Frequency	Reading	Correct	Result	Limit	Margin	Heigh	Remark
	(MHz)	(dBuV)	Factor(dB/m)	(dBuV/m)	(dBuV/m)	(dB)	(cm)	
1	10644.75	39.72	11.53	51.25	74.00	-22.75	100	peak
2	15221.01	32.33	13.73	46.06	74.00	-27.94	100	peak
N/A								

The results shown in this test report refer only to the sample(s) tested unless otherwise stated and the sample(s) are retained for 30 days only. The document is issued by HUAK, this document cannot be reproduced except in full with our prior written permission. The more details and the authenticity of the report will be confirmed at http://www.cer-mark.com.

Operation Mode:	Tx / IEEE 802.11a mode **Mid Channel**

Horizontal

No.	Frequency	Reading	Correct	Result	Limit	Margin	Heigh	Remark
	(MHz)	(dBuV)	Factor(dB/m)	(dBuV/m)	(dBuV/m)	(dB)	(cm)	
1	10563.26	42.76	11.21	53.97	74.00	-20.03	100	peak
2	14240.81	36.29	15.17	51.46	74.00	-22.54	100	peak
N/A								

Vertical

No.	Frequency	Reading	Correct	Result	Limit	Margin	Heigh	Remark
	(MHz)	(dBuV)	Factor(dB/m)	(dBuV/m)	(dBuV/m)	(dB)	(cm)	
1	11011.47	40.23	12.89	53.12	74.00	-20.88	100	peak
2	13258.76	38.66	14.10	52.76	74.00	-21.24	100	peak
N/A								

Operation Mode:	Tx / IEEE 802.11a mode **High Channel**

Horizontal

No.	Frequency	Reading	Correct	Result	Limit	Margin	Height	Remark
	(MHz)	(dBuV)	Factor(dB/m)	(dBuV/m)	(dBuV/m)	(dB)	(cm)	
1	11012.01	38.77	12.89	51.66	74.00	-22.34	100	peak
2	16161.36	36.18	13.49	49.67	74.00	-24.33	100	peak
N/A								

Vertical

No.	Frequency	Reading	Correct	Result	Limit	Margin	Height	Remark
	(MHz)	(dBuV)	Factor(dB/m)	(dBuV/m)	(dBuV/m)	(dB)	(cm)	
1	12402.43	39.03	12.00	51.03	74.00	-22.97	100	peak
2	15466.33	36.22	10.77	46.99	74.00	-27.01	100	peak
N/A								

The results shown in this test report refer only to the sample(s) tested unless otherwise stated and the sample(s) are retained for 30 days only. The document is issued by HUAK, this document cannot be reproduced except in full with our prior written permission. The more details and the authenticity of the report will be confirmed at http://www.cer-mark.com.

5470~5725MHz

Operation Mode:	Tx / IEEE 802.11a mode **Low Channel**

Horizontal

No.	Frequency (MHz)	Reading (dBuV)	Correct Factor(dB/m)	Result (dBuV/m)	Limit (dBuV/m)	Margin (dB)	Height (cm)	Remark
1	10522.11	41.23	11.05	52.28	74.00	-21.72	100	peak
2	14649.62	34.62	16.53	51.15	74.00	-22.85	100	peak
N/A								

Vertical

No.	Frequency (MHz)	Reading (dBuV)	Correct Factor(dB/m)	Result (dBuV/m)	Limit (dBuV/m)	Margin (dB)	Height (cm)	Remark
1	10644.19	40.32	11.53	51.85	74.00	-22.15	100	peak
2	15220.84	35.71	13.73	49.44	74.00	-24.56	100	peak
N/A								

Operation Mode:	Tx / IEEE 802.11a mode **Mid Channel**

Horizontal

No.	Frequency (MHz)	Reading (dBuV)	Correct Factor(dB/m)	Result (dBuV/m)	Limit (dBuV/m)	Margin (dB)	Height (cm)	Remark
1	10562.27	42.16	11.21	53.37	74.00	-20.63	100	peak
2	14240.86	33.18	15.17	48.35	74.00	-25.65	100	peak
N/A								

Vertical

No.	Frequency (MHz)	Reading (dBuV)	Correct Factor(dB/m)	Result (dBuV/m)	Limit (dBuV/m)	Margin (dB)	Height (cm)	Remark
1	11014.55	40.69	12.89	53.58	74.00	-20.42	100	peak
2	13259.18	38.16	14.10	52.26	74.00	-21.74	100	peak
N/A								

The results shown in this test report refer only to the sample(s) tested unless otherwise stated and the sample(s) are retained for 30 days only. The document is issued by HUAK, this document cannot be reproduced except in full with our prior written permission. The more details and the authenticity of the report will be confirmed at http://www.cer-mark.com.

Operation Mode:	Tx / IEEE 802.11a mode **High Channel**

Horizontal

No.	Frequency	Reading	Correct	Result	Limit	Margin	Height	Remark
	(MHz)	(dBuV)	Factor(dB/m)	(dBuV/m)	(dBuV/m)	(dB)	(cm)	
1	11022.69	38.43	12.89	51.32	74.00	-22.68	100	peak
2	16161.33	35.48	13.49	48.97	74.00	-25.03	100	peak
N/A								

Vertical

No.	Frequency	Reading	Correct	Result	Limit	Margin	Height	Remark
	(MHz)	(dBuV)	Factor(dB/m)	(dBuV/m)	(dBuV/m)	(dB)	(cm)	
1	12402.45	39.06	12.00	51.06	74.00	-22.94	100	peak
2	15465.92	36.52	10.77	47.29	74.00	-26.71	100	peak
N/A								

All modes of operation were investigated and the worst-case of MIMO are reported.

5150~5250MHz

Operation Mode:	TX / IEEE 802.11n HT20mode /**Low Channel**

Horizontal

No.	Frequency	Reading	Correct	Result	Limit	Margin	Heigh	Remark
	(MHz)	(dBuV)	Factor(dB/m)	(dBuV/m)	(dBuV/m)	(dB)	(cm)	
1	10360.21	41.08	11.05	52.13	74.00	-21.87	100	peak
2	13162.55	36.84	16.53	53.37	74.00	-20.63	100	peak
N/A								

Vertical

No.	Frequency	Reading	Correct	Result	Limit	Margin	Heigh	Remark
	(MHz)	(dBuV)	Factor(dB/m)	(dBuV/m)	(dBuV/m)	(dB)	(cm)	
1	10423.71	39.57	11.53	51.1	74.00	-22.9	100	peak
2	14234.55	33.91	13.73	47.64	74.00	-26.36	100	peak
N/A								

The results shown in this test report refer only to the sample(s) tested unless otherwise stated and the sample(s) are retained for 30 days only. The document is issued by HUAK, this document cannot be reproduced except in full with our prior written permission. The more details and the authenticity of the report will be confirmed at http://www.cer-mark.com.

Operation Mode:	Tx / IEEE 802.11 n HT20 mode /**Mid Channel**

Horizontal

No.	Frequency	Reading	Correct	Result	Limit	Margin	Heigh	Remark
	(MHz)	(dBuV)	Factor(dB/m)	(dBuV/m)	(dBuV/m)	(dB)	(cm)	
1	10400.26	40.85	11.21	52.06	74.00	-21.94	100	peak
2	12631.72	36.19	15.17	51.36	74.00	-22.64	100	peak
N/A								

Vertical

No.	Frequency	Reading	Correct	Result	Limit	Margin	Heigh	Remark
	(MHz)	(dBuV)	Factor(dB/m)	(dBuV/m)	(dBuV/m)	(dB)	(cm)	
1	10372.51	39.52	12.89	52.41	74.00	-21.59	100	peak
2	13342.61	34.22	14.10	48.32	74.00	-25.68	100	peak
N/A								

Operation Mode:	Tx / IEEE 802.11 n HT20 mode /**High Channel**

Horizontal

No.	Frequency	Reading	Correct	Result	Limit	Margin	Height	Remark
	(MHz)	(dBuV)	Factor(dB/m)	(dBuV/m)	(dBuV/m)	(dB)	(cm)	
1	10480.23	39.65	12.89	52.54	74.00	-21.46	100	peak
2	15326.71	33.18	13.49	46.67	74.00	-27.33	100	peak
N/A								

Vertical

No.	Frequency	Reading	Correct	Result	Limit	Margin	Height	Remark
	(MHz)	(dBuV)	Factor(dB/m)	(dBuV/m)	(dBuV/m)	(dB)	(cm)	
1	10512.22	38.72	12.00	50.72	74.00	-23.28	100	peak
2	14191.23	35.81	10.77	46.58	74.00	-27.42	100	peak
N/A								

The results shown in this test report refer only to the sample(s) tested unless otherwise stated and the sample(s) are retained for 30 days only. The document is issued by HUAK, this document cannot be reproduced except in full with our prior written permission. The more details and the authenticity of the report will be confirmed at http://www.cer-mark.com.

5250~5350MHz

Operation Mode:	TX / IEEE 802.11n HT20mode /**Low Channel**

Horizontal

No.	Frequency (MHz)	Reading (dBuV)	Correct Factor(dB/m)	Result (dBuV/m)	Limit (dBuV/m)	Margin (dB)	Height (cm)	Remark
1	11134.72	40.65	12.54	53.19	74.00	-20.81	100	peak
2	13872.46	38.16	14.02	52.18	74.00	-21.82	100	peak
N/A								

Vertical

No.	Frequency (MHz)	Reading (dBuV)	Correct Factor(dB/m)	Result (dBuV/m)	Limit (dBuV/m)	Margin (dB)	Height (cm)	Remark
1	10971.33	39.71	12.81	52.52	74.00	-21.48	100	peak
2	13423.79	35.38	14.36	49.74	74.00	-24.26	100	peak
N/A								

Operation Mode:	TX / IEEE 802.11n HT20mode /**Mid Channel**

Horizontal

No.	Frequency (MHz)	Reading (dBuV)	Correct Factor(dB/m)	Result (dBuV/m)	Limit (dBuV/m)	Margin (dB)	Height (cm)	Remark
1	10563.35	40.29	11.21	51.50	74.00	-22.50	100	peak
2	16569.87	32.97	16.97	49.94	74.00	-24.06	100	peak
N/A								

Vertical

No.	Frequency (MHz)	Reading (dBuV)	Correct Factor(dB/m)	Result (dBuV/m)	Limit (dBuV/m)	Margin (dB)	Height (cm)	Remark
1	11216.78	40.81	12.31	53.12	74.00	-20.88	100	peak
2	13299.61	36.79	14.16	50.95	74.00	-23.05	100	peak
N/A								

The results shown in this test report refer only to the sample(s) tested unless otherwise stated and the sample(s) are retained for 30 days only. The document is issued by HUAK, this document cannot be reproduced except in full with our prior written permission. The more details and the authenticity of the report will be confirmed at http://www.cer-mark.com.

Operation Mode:	TX / IEEE 802.11n HT20mode /**High Channel**

Horizontal

No.	Frequency (MHz)	Reading (dBuV)	Correct Factor(dB/m)	Result (dBuV/m)	Limit (dBuV/m)	Margin (dB)	Height (cm)	Remark
1	10480.67	41.29	10.86	52.15	74.00	-21.85	100	peak
2	14689.83	33.94	16.51	50.45	74.00	-23.55	100	peak
N/A								

Vertical

No.	Frequency (MHz)	Reading (dBuV)	Correct Factor(dB/m)	Result (dBuV/m)	Limit (dBuV/m)	Margin (dB)	Height (cm)	Remark
1	10848.02	40.22	12.33	52.55	74.00	-21.45	100	peak
2	16938.12	32.78	17.77	50.55	74.00	-23.45	100	peak
N/A								

5470~5725MHz

Operation Mode:	TX / IEEE 802.11n HT20mode /**Low Channel**

Horizontal

No.	Frequency (MHz)	Reading (dBuV)	Correct Factor(dB/m)	Result (dBuV/m)	Limit (dBuV/m)	Margin (dB)	Height (cm)	Remark
1	11134.66	41.09	12.54	53.63	74.00	-20.37	100	peak
2	13871.63	36.61	14.02	50.63	74.00	-23.37	100	peak
N/A								

Vertical

No.	Frequency (MHz)	Reading (dBuV)	Correct Factor(dB/m)	Result (dBuV/m)	Limit (dBuV/m)	Margin (dB)	Height (cm)	Remark
1	10970.66	39.85	12.81	52.66	74.00	-21.34	100	peak
2	13424.38	37.22	14.36	51.58	74.00	-22.42	100	peak
N/A								

The results shown in this test report refer only to the sample(s) tested unless otherwise stated and the sample(s) are retained for 30 days only. The document is issued by HUAK, this document cannot be reproduced except in full with our prior written permission. The more details and the authenticity of the report will be confirmed at http://www.cer-mark.com.

Operation Mode:	TX / IEEE 802.11n HT20mode /**Mid Channel**

Horizontal

No.	Frequency (MHz)	Reading (dBuV)	Correct Factor(dB/m)	Result (dBuV/m)	Limit (dBuV/m)	Margin (dB)	Height (cm)	Remark
1	10562.45	41.36	11.21	52.57	74.00	-21.43	100	peak
2	16570.34	34.49	16.97	51.46	74.00	-22.54	100	peak
N/A								

Vertical

No.	Frequency (MHz)	Reading (dBuV)	Correct Factor(dB/m)	Result (dBuV/m)	Limit (dBuV/m)	Margin (dB)	Height (cm)	Remark
1	11217.47	40.67	12.31	52.98	74.00	-21.02	100	peak
2	13300.22	37.19	14.16	51.35	74.00	-22.65	100	peak
N/A								

Operation Mode:	TX / IEEE 802.11n HT20mode /**High Channel**

Horizontal

No.	Frequency (MHz)	Reading (dBuV)	Correct Factor(dB/m)	Result (dBuV/m)	Limit (dBuV/m)	Margin (dB)	Height (cm)	Remark
1	10480.03	41.09	10.86	51.95	74.00	-22.05	100	peak
2	14689.61	34.46	16.51	50.97	74.00	-23.03	100	peak
N/A								

Vertical

No.	Frequency (MHz)	Reading (dBuV)	Correct Factor(dB/m)	Result (dBuV/m)	Limit (dBuV/m)	Margin (dB)	Height (cm)	Remark
1	10848.11	39.22	12.33	51.55	74.00	-22.45	100	peak
2	16938.48	32.81	17.77	50.58	74.00	-23.42	100	peak
N/A								

The results shown in this test report refer only to the sample(s) tested unless otherwise stated and the sample(s) are retained for 30 days only. The document is issued by HUAK, this document cannot be reproduced except in full with our prior written permission. The more details and the authenticity of the report will be confirmed at http://www.cer-mark.com.

5150~5250MHz

Operation Mode:	TX / IEEE 802.11n HT40mode /**Low Channel**

Horizontal

No.	Frequency (MHz)	Reading (dBuV)	Correct Factor(dB/m)	Result (dBuV/m)	Limit (dBuV/m)	Margin (dB)	Height (cm)	Remark
1	11069.32	41.18	12.19	53.37	74.00	-20.63	100	peak
2	14523.61	36.77	16.53	53.3	74.00	-20.7	100	peak
N/A								

Vertical

No.	Frequency (MHz)	Reading (dBuV)	Correct Factor(dB/m)	Result (dBuV/m)	Limit (dBuV/m)	Margin (dB)	Height (cm)	Remark
1	11106.82	40.22	12.54	52.76	74.00	-21.24	100	peak
2	13162.77	38.12	14.02	52.14	74.00	-21.86	100	peak
N/A								

Operation Mode:	TX / IEEE 802.11n HT40mode /**High Channel**

Horizontal

No.	Frequency (MHz)	Reading (dBuV)	Correct Factor(dB/m)	Result (dBuV/m)	Limit (dBuV/m)	Margin (dB)	Height (cm)	Remark
1	11204.19	40.51	12.31	52.82	74.00	-21.18	100	peak
2	16028.48	32.85	18.68	51.53	74.00	-22.47	100	peak
N/A								

Vertical

No.	Frequency (MHz)	Reading (dBuV)	Correct Factor(dB/m)	Result (dBuV/m)	Limit (dBuV/m)	Margin (dB)	Height (cm)	Remark
1	11102.74	39.84	12.66	52.5	74.00	-21.5	100	peak
2	13251.77	35.14	14.16	49.3	74.00	-24.7	100	peak
N/A								

The results shown in this test report refer only to the sample(s) tested unless otherwise stated and the sample(s) are retained for 30 days only. The document is issued by HUAK, this document cannot be reproduced except in full with our prior written permission. The more details and the authenticity of the report will be confirmed at http://www.cer-mark.com.

5250~5350MHz

Operation Mode:	TX / IEEE 802.11n HT40mode /**Low Channel**

Horizontal

No.	Frequency (MHz)	Reading (dBuV)	Correct Factor(dB/m)	Result (dBuV/m)	Limit (dBuV/m)	Margin (dB)	Height (cm)	Remark
1	11256.39	40.43	12.19	52.62	74.00	-21.38	100	peak
2	14649.96	35.91	16.53	52.44	74.00	-21.56	100	peak
N/A								

Vertical

No.	Frequency (MHz)	Reading (dBuV)	Correct Factor(dB/m)	Result (dBuV/m)	Limit (dBuV/m)	Margin (dB)	Height (cm)	Remark
1	11133.97	40.19	12.54	52.73	74.00	-21.27	100	peak
2	13872.66	36.79	14.02	50.81	74.00	-23.19	100	peak
N/A								

Operation Mode:	TX / IEEE 802.11n HT40mode /**High Channel**

Horizontal

No.	Frequency (MHz)	Reading (dBuV)	Correct Factor(dB/m)	Result (dBuV/m)	Limit (dBuV/m)	Margin (dB)	Height (cm)	Remark
1	11216.53	41.03	12.31	53.34	74.00	-20.66	100	peak
2	17142.68	33.27	18.68	51.95	74.00	-22.05	100	peak
N/A								

Vertical

No.	Frequency (MHz)	Reading (dBuV)	Correct Factor(dB/m)	Result (dBuV/m)	Limit (dBuV/m)	Margin (dB)	Height (cm)	Remark
1	11093.19	39.67	12.66	52.33	74.00	-21.67	100	peak
2	13300.83	34.08	14.16	48.24	74.00	-25.76	100	peak
N/A								

The results shown in this test report refer only to the sample(s) tested unless otherwise stated and the sample(s) are retained for 30 days only. The document is issued by HUAK, this document cannot be reproduced except in full with our prior written permission. The more details and the authenticity of the report will be confirmed at http://www.cer-mark.com.

5470~5725MHz

Operation Mode:	TX / IEEE 802.11n HT40mode /**Low Channel**

Horizontal

No.	Frequency (MHz)	Reading (dBuV)	Correct Factor(dB/m)	Result (dBuV/m)	Limit (dBuV/m)	Margin (dB)	Height (cm)	Remark
1	11257.12	40.81	12.19	53.00	74.00	-21.00	100	peak
2	14650.75	33.21	16.53	49.74	74.00	-24.26	100	peak
N/A								

Vertical

No.	Frequency (MHz)	Reading (dBuV)	Correct Factor(dB/m)	Result (dBuV/m)	Limit (dBuV/m)	Margin (dB)	Height (cm)	Remark
1	11134.34	39.66	12.54	52.20	74.00	-21.80	100	peak
2	13872.82	34.27	14.02	48.29	74.00	-25.71	100	peak
N/A								

Operation Mode:	TX / IEEE 802.11n HT40mode /**Mid Channel**

Horizontal

No.	Frequency (MHz)	Reading (dBuV)	Correct Factor(dB/m)	Result (dBuV/m)	Limit (dBuV/m)	Margin (dB)	Height (cm)	Remark
1	11255.77	38.27	12.19	50.46	74.00	-23.54	100	peak
2	14650.67	32.69	16.53	49.22	74.00	-24.78	100	peak
N/A								

Vertical

No.	Frequency (MHz)	Reading (dBuV)	Correct Factor(dB/m)	Result (dBuV/m)	Limit (dBuV/m)	Margin (dB)	Height (cm)	Remark
1	11134.89	39.33	12.54	51.87	74.00	-22.13	100	peak
2	13873.55	34.12	14.02	48.14	74.00	-25.86	100	peak
N/A								

The results shown in this test report refer only to the sample(s) tested unless otherwise stated and the sample(s) are retained for 30 days only. The document is issued by HUAK, this document cannot be reproduced except in full with our prior written permission. The more details and the authenticity of the report will be confirmed at http://www.cer-mark.com.

Operation Mode:	TX / IEEE 802.11n HT40mode /**High Channel**

Horizontal

No.	Frequency (MHz)	Reading (dBuV)	Correct Factor(dB/m)	Result (dBuV/m)	Limit (dBuV/m)	Margin (dB)	Height (cm)	Remark
1	11215.61	39.22	12.31	51.53	74.00	-22.47	100	peak
2	17142.57	30.79	18.68	49.47	74.00	-24.53	100	peak
N/A								

Vertical

No.	Frequency (MHz)	Reading (dBuV)	Correct Factor(dB/m)	Result (dBuV/m)	Limit (dBuV/m)	Margin (dB)	Height (cm)	Remark
1	11092.48	38.41	12.66	51.07	74.00	-22.93	100	peak
2	13300.28	35.99	14.16	50.15	74.00	-23.85	100	peak
N/A								

5150~5250MHz

Operation Mode:	TX / IEEE 802.11ac HT20mode /**Low Channel**

Horizontal

No.	Frequency (MHz)	Reading (dBuV)	Correct Factor(dB/m)	Result (dBuV/m)	Limit (dBuV/m)	Margin (dB)	Heigh (cm)	Remark
1	10360.21	40.82	11.05	51.87	74.00	-22.13	100	peak
2	13162.55	35.53	16.53	52.06	74.00	-21.94	100	peak
N/A								

Vertical

No.	Frequency (MHz)	Reading (dBuV)	Correct Factor(dB/m)	Result (dBuV/m)	Limit (dBuV/m)	Margin (dB)	Heigh (cm)	Remark
1	10423.71	40.63	11.53	52.16	74.00	-21.84	100	peak
2	14234.55	37.17	13.73	50.9	74.00	-23.1	100	peak
N/A								

The results shown in this test report refer only to the sample(s) tested unless otherwise stated and the sample(s) are retained for 30 days only. The document is issued by HUAK, this document cannot be reproduced except in full with our prior written permission. The more details and the authenticity of the report will be confirmed at http://www.cer-mark.com.

Operation Mode:	Tx / IEEE 802.11ac HT20 mode /**Mid Channel**

Horizontal

No.	Frequency	Reading	Correct	Result	Limit	Margin	Heigh	Remark
	(MHz)	(dBuV)	Factor(dB/m)	(dBuV/m)	(dBuV/m)	(dB)	(cm)	
1	10400.26	40.58	11.21	51.79	74.00	-22.21	100	peak
2	12631.72	35.89	15.17	51.06	74.00	-22.94	100	peak
N/A								

Vertical

No.	Frequency	Reading	Correct	Result	Limit	Margin	Heigh	Remark
	(MHz)	(dBuV)	Factor(dB/m)	(dBuV/m)	(dBuV/m)	(dB)	(cm)	
1	10372.51	39.71	12.89	52.6	74.00	-21.4	100	peak
2	13342.61	34.29	14.10	48.39	74.00	-25.61	100	peak
N/A								

Operation Mode:	Tx / IEEE 802.11 ac HT20 mode /**High Channel**

Horizontal

No.	Frequency	Reading	Correct	Result	Limit	Margin	Height	Remark
	(MHz)	(dBuV)	Factor(dB/m)	(dBuV/m)	(dBuV/m)	(dB)	(cm)	
1	10480.23	40.42	12.89	53.31	74.00	-20.69	100	peak
2	15326.71	34.88	13.49	48.37	74.00	-25.63	100	peak
N/A								

Vertical

No.	Frequency	Reading	Correct	Result	Limit	Margin	Height	Remark
	(MHz)	(dBuV)	Factor(dB/m)	(dBuV/m)	(dBuV/m)	(dB)	(cm)	
1	10512.22	39.45	12.00	51.45	74.00	-22.55	100	peak
2	14191.23	35.16	10.77	45.93	74.00	-28.07	100	peak
N/A								

The results shown in this test report refer only to the sample(s) tested unless otherwise stated and the sample(s) are retained for 30 days only. The document is issued by HUAK, this document cannot be reproduced except in full with our prior written permission. The more details and the authenticity of the report will be confirmed at http://www.cer-mark.com.

5250~5350MHz

Operation Mode:	TX / IEEE 802.11ac HT20mode /**Low Channel**

Horizontal

No.	Frequency (MHz)	Reading (dBuV)	Correct Factor(dB/m)	Result (dBuV/m)	Limit (dBuV/m)	Margin (dB)	Height (cm)	Remark
1	11134.72	39.51	12.54	52.05	74.00	-21.95	100	peak
2	13872.46	35.44	14.02	49.46	74.00	-24.54	100	peak
N/A								

Vertical

No.	Frequency (MHz)	Reading (dBuV)	Correct Factor(dB/m)	Result (dBuV/m)	Limit (dBuV/m)	Margin (dB)	Height (cm)	Remark
1	10971.33	39.23	12.81	52.04	74.00	-21.96	100	peak
2	13423.79	34.79	14.36	49.15	74.00	-24.85	100	peak
N/A								

Operation Mode:	TX / IEEE 802.11ac HT20mode /**Mid Channel**

Horizontal

No.	Frequency (MHz)	Reading (dBuV)	Correct Factor(dB/m)	Result (dBuV/m)	Limit (dBuV/m)	Margin (dB)	Height (cm)	Remark
1	10563.35	40.02	11.21	51.23	74.00	-22.77	100	peak
2	16569.87	34.22	16.97	51.19	74.00	-22.81	100	peak
N/A								

Vertical

No.	Frequency (MHz)	Reading (dBuV)	Correct Factor(dB/m)	Result (dBuV/m)	Limit (dBuV/m)	Margin (dB)	Height (cm)	Remark
1	11216.78	39.29	12.31	51.60	74.00	-22.40	100	peak
2	13299.61	35.66	14.16	49.82	74.00	-24.18	100	peak
N/A								

The results shown in this test report refer only to the sample(s) tested unless otherwise stated and the sample(s) are retained for 30 days only. The document is issued by HUAK, this document cannot be reproduced except in full with our prior written permission. The more details and the authenticity of the report will be confirmed at http://www.cer-mark.com.

Operation Mode:	TX / IEEE 802.11ac HT20mode /**High Channel**

Horizontal

No.	Frequency (MHz)	Reading (dBuV)	Correct Factor(dB/m)	Result (dBuV/m)	Limit (dBuV/m)	Margin (dB)	Height (cm)	Remark
1	10480.67	40.82	10.86	51.68	74.00	-22.32	100	peak
2	14689.83	32.61	16.51	49.12	74.00	-24.88	100	peak
N/A								

Vertical

No.	Frequency (MHz)	Reading (dBuV)	Correct Factor(dB/m)	Result (dBuV/m)	Limit (dBuV/m)	Margin (dB)	Height (cm)	Remark
1	10848.02	39.44	12.33	51.77	74.00	-22.23	100	peak
2	16938.12	31.78	17.77	49.55	74.00	-24.45	100	peak
N/A								

5470~5725MHz

Operation Mode:	TX / IEEE 802.11ac HT20mode /**Low Channel**

Horizontal

No.	Frequency (MHz)	Reading (dBuV)	Correct Factor(dB/m)	Result (dBuV/m)	Limit (dBuV/m)	Margin (dB)	Height (cm)	Remark
1	11134.66	40.19	12.54	52.73	74.00	-21.27	100	peak
2	13871.63	36.77	14.02	50.79	74.00	-23.21	100	peak
N/A								

Vertical

No.	Frequency (MHz)	Reading (dBuV)	Correct Factor(dB/m)	Result (dBuV/m)	Limit (dBuV/m)	Margin (dB)	Height (cm)	Remark
1	10970.66	39.42	12.81	52.23	74.00	-21.77	100	peak
2	13424.38	33.59	14.36	47.95	74.00	-26.05	100	peak
N/A								

The results shown in this test report refer only to the sample(s) tested unless otherwise stated and the sample(s) are retained for 30 days only. The document is issued by HUAK, this document cannot be reproduced except in full with our prior written permission. The more details and the authenticity of the report will be confirmed at http://www.cer-mark.com.

Operation Mode:	TX / IEEE 802.11ac HT20mode /**Mid Channel**

Horizontal

No.	Frequency (MHz)	Reading (dBuV)	Correct Factor(dB/m)	Result (dBuV/m)	Limit (dBuV/m)	Margin (dB)	Height (cm)	Remark
1	10562.45	40.11	11.21	51.32	74.00	-22.68	100	peak
2	16570.34	32.69	16.97	49.66	74.00	-24.34	100	peak
N/A								

Vertical

No.	Frequency (MHz)	Reading (dBuV)	Correct Factor(dB/m)	Result (dBuV/m)	Limit (dBuV/m)	Margin (dB)	Height (cm)	Remark
1	11217.47	39.52	12.31	51.83	74.00	-22.17	100	peak
2	13300.22	34.88	14.16	49.04	74.00	-24.96	100	peak
N/A								

Operation Mode:	TX / IEEE 802.11ac HT20mode /**High Channel**

Horizontal

No.	Frequency (MHz)	Reading (dBuV)	Correct Factor(dB/m)	Result (dBuV/m)	Limit (dBuV/m)	Margin (dB)	Height (cm)	Remark
1	10480.03	39.64	10.86	50.50	74.00	-23.50	100	peak
2	14689.61	32.08	16.51	48.59	74.00	-25.41	100	peak
N/A								

Vertical

No.	Frequency (MHz)	Reading (dBuV)	Correct Factor(dB/m)	Result (dBuV/m)	Limit (dBuV/m)	Margin (dB)	Height (cm)	Remark
1	10848.11	38.46	12.33	50.79	74.00	-23.21	100	peak
2	16938.48	31.77	17.77	49.54	74.00	-24.46	100	peak
N/A								

The results shown in this test report refer only to the sample(s) tested unless otherwise stated and the sample(s) are retained for 30 days only. The document is issued by HUAK, this document cannot be reproduced except in full with our prior written permission. The more details and the authenticity of the report will be confirmed at http://www.cer-mark.com.

5150~5250MHz

Operation Mode:	TX / IEEE 802.11ac HT40mode /**Low Channel**

Horizontal

No.	Frequency (MHz)	Reading (dBuV)	Correct Factor(dB/m)	Result (dBuV/m)	Limit (dBuV/m)	Margin (dB)	Height (cm)	Remark
1	11069.32	41.07	12.19	53.26	74.00	-20.74	100	peak
2	14523.61	38.26	16.53	54.79	74.00	-19.21	100	peak
N/A								

Vertical

No.	Frequency (MHz)	Reading (dBuV)	Correct Factor(dB/m)	Result (dBuV/m)	Limit (dBuV/m)	Margin (dB)	Height (cm)	Remark
1	11106.82	39.95	12.54	52.49	74.00	-21.51	100	peak
2	13162.77	34.19	14.02	48.21	74.00	-25.79	100	peak
N/A								

Operation Mode:	TX / IEEE 802.11ac HT40mode /**High Channel**

Horizontal

No.	Frequency (MHz)	Reading (dBuV)	Correct Factor(dB/m)	Result (dBuV/m)	Limit (dBuV/m)	Margin (dB)	Height (cm)	Remark
1	11204.19	40.35	12.31	52.66	74.00	-21.34	100	peak
2	16028.48	35.22	18.68	53.9	74.00	-20.1	100	peak
N/A								

Vertical

No.	Frequency (MHz)	Reading (dBuV)	Correct Factor(dB/m)	Result (dBuV/m)	Limit (dBuV/m)	Margin (dB)	Height (cm)	Remark
1	11102.74	39.74	12.66	52.4	74.00	-21.6	100	peak
2	13251.77	36.02	14.16	50.18	74.00	-23.82	100	peak
N/A								

The results shown in this test report refer only to the sample(s) tested unless otherwise stated and the sample(s) are retained for 30 days only. The document is issued by HUAK, this document cannot be reproduced except in full with our prior written permission. The more details and the authenticity of the report will be confirmed at http://www.cer-mark.com.

5250~5350MHz

Operation Mode:	TX / IEEE 802.11ac HT40mode /**Low Channel**

Horizontal

No.	Frequency (MHz)	Reading (dBuV)	Correct Factor(dB/m)	Result (dBuV/m)	Limit (dBuV/m)	Margin (dB)	Height (cm)	Remark
1	11256.39	39.47	12.19	51.66	74.00	-22.34	100	peak
2	14649.96	32.66	16.53	49.19	74.00	-24.81	100	peak
N/A								

Vertical

No.	Frequency (MHz)	Reading (dBuV)	Correct Factor(dB/m)	Result (dBuV/m)	Limit (dBuV/m)	Margin (dB)	Height (cm)	Remark
1	11133.97	38.24	12.54	50.78	74.00	-23.22	100	peak
2	13872.66	34.49	14.02	48.51	74.00	-25.49	100	peak
N/A								

Operation Mode:	TX / IEEE 802.11ac HT40mode /**High Channel**

Horizontal

No.	Frequency (MHz)	Reading (dBuV)	Correct Factor(dB/m)	Result (dBuV/m)	Limit (dBuV/m)	Margin (dB)	Height (cm)	Remark
1	11216.53	40.13	12.31	52.44	74.00	-21.56	100	peak
2	17142.68	31.79	18.68	50.47	74.00	-23.53	100	peak
N/A								

Vertical

No.	Frequency (MHz)	Reading (dBuV)	Correct Factor(dB/m)	Result (dBuV/m)	Limit (dBuV/m)	Margin (dB)	Height (cm)	Remark
1	11093.19	38.11	12.66	50.77	74.00	-23.23	100	peak
2	13300.83	35.42	14.16	49.58	74.00	-24.42	100	peak
N/A								

The results shown in this test report refer only to the sample(s) tested unless otherwise stated and the sample(s) are retained for 30 days only. The document is issued by HUAK, this document cannot be reproduced except in full with our prior written permission. The more details and the authenticity of the report will be confirmed at http://www.cer-mark.com.

5470~5725MHz

Operation Mode:	TX / IEEE 802.11ac HT40mode /**Low Channel**

Horizontal

No.	Frequency (MHz)	Reading (dBuV)	Correct Factor(dB/m)	Result (dBuV/m)	Limit (dBuV/m)	Margin (dB)	Height (cm)	Remark
1	11257.12	39.42	12.19	51.61	74.00	-22.39	100	peak
2	14650.75	33.61	16.53	50.14	74.00	-23.86	100	peak
N/A								

Vertical

No.	Frequency (MHz)	Reading (dBuV)	Correct Factor(dB/m)	Result (dBuV/m)	Limit (dBuV/m)	Margin (dB)	Height (cm)	Remark
1	11134.34	39.17	12.54	51.71	74.00	-22.29	100	peak
2	13872.82	34.76	14.02	48.78	74.00	-25.22	100	peak
N/A								

Operation Mode:	TX / IEEE 802.11ac HT40mode /**Mid Channel**

Horizontal

No.	Frequency (MHz)	Reading (dBuV)	Correct Factor(dB/m)	Result (dBuV/m)	Limit (dBuV/m)	Margin (dB)	Height (cm)	Remark
1	11255.77	39.22	12.19	51.41	74.00	-22.59	100	peak
2	14650.67	34.41	16.53	50.94	74.00	-23.06	100	peak
N/A								

Vertical

No.	Frequency (MHz)	Reading (dBuV)	Correct Factor(dB/m)	Result (dBuV/m)	Limit (dBuV/m)	Margin (dB)	Height (cm)	Remark
1	11134.89	39.61	12.54	52.15	74.00	-21.85	100	peak
2	13873.55	34.02	14.02	48.04	74.00	-25.96	100	peak
N/A								

The results shown in this test report refer only to the sample(s) tested unless otherwise stated and the sample(s) are retained for 30 days only. The document is issued by HUAK, this document cannot be reproduced except in full with our prior written permission. The more details and the authenticity of the report will be confirmed at http://www.cer-mark.com.

Operation Mode:	TX / IEEE 802.11ac HT40mode /**High Channel**

Horizontal

No.	Frequency (MHz)	Reading (dBuV)	Correct Factor(dB/m)	Result (dBuV/m)	Limit (dBuV/m)	Margin (dB)	Height (cm)	Remark
1	11215.61	39.55	12.31	51.86	74.00	-22.14	100	peak
2	17142.57	32.09	18.68	50.77	74.00	-23.23	100	peak
N/A								

Vertical

No.	Frequency (MHz)	Reading (dBuV)	Correct Factor(dB/m)	Result (dBuV/m)	Limit (dBuV/m)	Margin (dB)	Height (cm)	Remark
1	11092.48	38.47	12.66	51.13	74.00	-22.87	100	peak
2	13300.28	36.22	14.16	50.38	74.00	-23.62	100	peak
N/A								

The results shown in this test report refer only to the sample(s) tested unless otherwise stated and the sample(s) are retained for 30 days only. The document is issued by HUAK, this document cannot be reproduced except in full with our prior written permission. The more details and the authenticity of the report will be confirmed at http://www.cer-mark.com.

5150~5250MHz

Operation Mode:	TX / IEEE 802.11ac HT80mode

Horizontal

No.	Frequency (MHz)	Reading (dBuV)	Correct Factor(dB/m)	Result (dBuV/m)	Limit (dBuV/m)	Margin (dB)	Height (cm)	Remark
1	11295.03	40.22	12.19	52.41	74.00	-21.59	100	peak
2	18021.63	37.42	16.53	53.95	74.00	-20.05	100	peak
N/A								

Vertical

No.	Frequency (MHz)	Reading (dBuV)	Correct Factor(dB/m)	Result (dBuV/m)	Limit (dBuV/m)	Margin (dB)	Height (cm)	Remark
1	11062.33	39.88	12.54	52.42	74.00	-21.58	100	peak
2	13124.55	36.15	14.02	50.17	74.00	-23.83	100	peak
N/A								

5250~5350MHz

Operation Mode:	TX / IEEE 802.11ac HT80mode

Horizontal

No.	Frequency (MHz)	Reading (dBuV)	Correct Factor(dB/m)	Result (dBuV/m)	Limit (dBuV/m)	Margin (dB)	Height (cm)	Remark
1	11216.53	40.12	12.19	52.31	74.00	-21.69	100	peak
2	17142.68	34.22	16.53	50.75	74.00	-23.25	100	peak
N/A								

Vertical

No.	Frequency (MHz)	Reading (dBuV)	Correct Factor(dB/m)	Result (dBuV/m)	Limit (dBuV/m)	Margin (dB)	Height (cm)	Remark
1	11093.19	39.47	12.54	52.01	74.00	-21.99	100	peak
2	13300.83	35.41	14.02	49.43	74.00	-24.57	100	peak
N/A								

The results shown in this test report refer only to the sample(s) tested unless otherwise stated and the sample(s) are retained for 30 days only. The document is issued by HUAK, this document cannot be reproduced except in full with our prior written permission. The more details and the authenticity of the report will be confirmed at http://www.cer-mark.com.

5470~5725MHz

Operation Mode:	TX / IEEE 802.11ac HT80mode /**Low Channel**

Horizontal

No.	Frequency (MHz)	Reading (dBuV)	Correct Factor(dB/m)	Result (dBuV/m)	Limit (dBuV/m)	Margin (dB)	Height (cm)	Remark
1	11216.75	39.76	12.19	51.95	74.00	-22.05	100	peak
2	17141.98	33.61	16.53	50.14	74.00	-23.86	100	peak
N/A								

Vertical

No.	Frequency (MHz)	Reading (dBuV)	Correct Factor(dB/m)	Result (dBuV/m)	Limit (dBuV/m)	Margin (dB)	Height (cm)	Remark
1	11093.47	39.22	12.54	51.76	74.00	-22.24	100	peak
2	13299.85	35.18	14.02	49.20	74.00	-24.80	100	peak
N/A								

Operation Mode:	TX / IEEE 802.11ac HT80mode /**High Channel**

Horizontal

No.	Frequency (MHz)	Reading (dBuV)	Correct Factor(dB/m)	Result (dBuV/m)	Limit (dBuV/m)	Margin (dB)	Height (cm)	Remark
1	11215.61	39.47	12.31	51.78	74.00	-22.22	100	peak
2	17142.57	32.06	18.68	50.74	74.00	-23.26	100	peak
N/								

Vertical

No	Frequenc (MHz)	Readin (dBuV)	Correct Factor(dB/m	Result (dBuV/m	Limit (dBuV/m	Margi (dB)	Heigh (cm)	Remark
1	11092.48	38.22	12.66	50.88	74.00	-23.12	100	peak
2	13300.28	35.77	14.16	49.93	74.00	-24.07	100	peak
N/								

The results shown in this test report refer only to the sample(s) tested unless otherwise stated and the sample(s) are retained for 30 days only. The document is issued by HUAK, this document cannot be reproduced except in full with our prior written permission. The more details and the authenticity of the report will be confirmed at http://www.cer-mark.com.

5150~5350MHz

Operation Mode:	TX / IEEE 802.11ac HT160mode

Horizontal

No.	Frequency (MHz)	Reading (dBuV)	Correct Factor(dB/m)	Result (dBuV/m)	Limit (dBuV/m)	Margin (dB)	Height (cm)	Remark
1	11218.46	41.62	12.19	53.81	74.00	-20.19	100	peak
2	17162.71	35.29	16.53	51.82	74.00	-22.18	100	peak
N/A								

Vertical

No.	Frequency (MHz)	Reading (dBuV)	Correct Factor(dB/m)	Result (dBuV/m)	Limit (dBuV/m)	Margin (dB)	Height (cm)	Remark
1	11123.61	41.29	12.54	53.83	74.00	-20.17	100	peak
2	13318.43	34.82	14.02	48.84	74.00	-25.16	100	peak
N/A								

5470~5725MHz

Operation Mode:	TX / IEEE 802.11ac HT160mode

Horizontal

No.	Frequency (MHz)	Reading (dBuV)	Correct Factor(dB/m)	Result (dBuV/m)	Limit (dBuV/m)	Margin (dB)	Height (cm)	Remark
1	11219.62	40.22	12.19	52.41	74.00	-21.59	100	peak
2	17151.47	36.81	16.53	53.34	74.00	-20.66	100	peak
N/A								

Vertical

No.	Frequency (MHz)	Reading (dBuV)	Correct Factor(dB/m)	Result (dBuV/m)	Limit (dBuV/m)	Margin (dB)	Height (cm)	Remark
1	11098.51	41.32	12.54	53.86	74.00	-20.14	100	peak
2	13302.09	37.11	14.02	51.13	74.00	-22.87	100	peak
N/A								

The results shown in this test report refer only to the sample(s) tested unless otherwise stated and the sample(s) are retained for 30 days only. The document is issued by HUAK, this document cannot be reproduced except in full with our prior written permission. The more details and the authenticity of the report will be confirmed at http://www.cer-mark.com.

5150~5250MHz

Operation Mode:	TX / IEEE 802.11ax HE20mode /**Low Channel**

Horizontal

No.	Frequency (MHz)	Reading (dBuV)	Correct Factor(dB/m)	Result (dBuV/m)	Limit (dBuV/m)	Margin (dB)	Heigh (cm)	Remark
1	10360.21	41.23	11.05	52.28	74.00	-21.72	100	peak
2	13162.55	36.22	16.53	52.75	74.00	-21.25	100	peak
N/A								

Vertical

No.	Frequency (MHz)	Reading (dBuV)	Correct Factor(dB/m)	Result (dBuV/m)	Limit (dBuV/m)	Margin (dB)	Heigh (cm)	Remark
1	10423.71	40.51	11.53	52.04	74.00	-21.96	100	peak
2	14234.55	34.89	13.73	48.62	74.00	-25.38	100	peak
N/A								

Operation Mode:	Tx / IEEE 802.11 ax HE20 mode /**Mid Channel**

Horizontal

No.	Frequency (MHz)	Reading (dBuV)	Correct Factor(dB/m)	Result (dBuV/m)	Limit (dBuV/m)	Margin (dB)	Heigh (cm)	Remark
1	10400.26	40.18	11.21	51.39	74.00	-22.61	100	peak
2	12631.72	36.33	15.17	51.5	74.00	-22.5	100	peak
N/A								

Vertical

No.	Frequency (MHz)	Reading (dBuV)	Correct Factor(dB/m)	Result (dBuV/m)	Limit (dBuV/m)	Margin (dB)	Heigh (cm)	Remark
1	10372.51	39.74	12.89	52.63	74.00	-21.37	100	peak
2	13342.61	35.26	14.10	49.36	74.00	-24.64	100	peak
N/A								

The results shown in this test report refer only to the sample(s) tested unless otherwise stated and the sample(s) are retained for 30 days only. The document is issued by HUAK, this document cannot be reproduced except in full with our prior written permission. The more details and the authenticity of the report will be confirmed at http://www.cer-mark.com.

Operation Mode:	Tx / IEEE 802.11 ax HE20 mode /**High Channel**

Horizontal

No.	Frequency	Reading	Correct	Result	Limit	Margin	Height	Remark
	(MHz)	(dBuV)	Factor(dB/m)	(dBuV/m)	(dBuV/m)	(dB)	(cm)	
1	10480.23	40.91	12.89	53.8	74.00	-20.2	100	peak
2	15326.71	35.66	13.49	49.15	74.00	-24.85	100	peak
N/A								

Vertical

No.	Frequency	Reading	Correct	Result	Limit	Margin	Height	Remark
	(MHz)	(dBuV)	Factor(dB/m)	(dBuV/m)	(dBuV/m)	(dB)	(cm)	
1	10512.22	40.02	12.00	52.02	74.00	-21.98	100	peak
2	14191.23	36.18	10.77	46.95	74.00	-27.05	100	peak
N/A								

5250~5350MHz

Operation Mode:	TX / IEEE 802.11ax HE20mode /**Low Channel**

Horizontal

No.	Frequency	Reading	Correct	Result	Limit	Margin	Height	Remark
	(MHz)	(dBuV)	Factor(dB/m)	(dBuV/m)	(dBuV/m)	(dB)	(cm)	
1	11134.72	38.72	12.54	51.26	74.00	-22.74	100	peak
2	13872.46	35.69	14.02	49.71	74.00	-24.29	100	peak
N/A								

Vertical

No.	Frequency	Reading	Correct	Result	Limit	Margin	Height	Remark
	(MHz)	(dBuV)	Factor(dB/m)	(dBuV/m)	(dBuV/m)	(dB)	(cm)	
1	10971.33	37.69	12.81	50.50	74.00	-23.50	100	peak
2	13423.79	35.19	14.36	49.55	74.00	-24.45	100	peak
N/A								

The results shown in this test report refer only to the sample(s) tested unless otherwise stated and the sample(s) are retained for 30 days only. The document is issued by HUAK, this document cannot be reproduced except in full with our prior written permission. The more details and the authenticity of the report will be confirmed at http://www.cer-mark.com.

Operation Mode:	TX / IEEE 802.11ax HE20mode /**Mid Channel**

Horizontal

No.	Frequency (MHz)	Reading (dBuV)	Correct Factor(dB/m)	Result (dBuV/m)	Limit (dBuV/m)	Margin (dB)	Height (cm)	Remark
1	10563.35	40.22	11.21	51.43	74.00	-22.57	100	peak
2	16569.87	33.16	16.97	50.13	74.00	-23.87	100	peak
N/A								

Vertical

No.	Frequency (MHz)	Reading (dBuV)	Correct Factor(dB/m)	Result (dBuV/m)	Limit (dBuV/m)	Margin (dB)	Height (cm)	Remark
1	11216.78	39.88	12.31	52.19	74.00	-21.81	100	peak
2	13299.61	36.07	14.16	50.23	74.00	-23.77	100	peak
N/A								

Operation Mode:	TX / IEEE 802.11ax HE20mode /**High Channel**

Horizontal

No.	Frequency (MHz)	Reading (dBuV)	Correct Factor(dB/m)	Result (dBuV/m)	Limit (dBuV/m)	Margin (dB)	Height (cm)	Remark
1	10480.67	39.27	10.86	50.13	74.00	-23.87	100	peak
2	14689.83	33.11	16.51	49.62	74.00	-24.38	100	peak
N/A								

Vertical

No.	Frequency (MHz)	Reading (dBuV)	Correct Factor(dB/m)	Result (dBuV/m)	Limit (dBuV/m)	Margin (dB)	Height (cm)	Remark
1	10848.02	38.79	12.33	51.12	74.00	-22.88	100	peak
2	16938.12	32.61	17.77	50.38	74.00	-23.62	100	peak
N/A								

The results shown in this test report refer only to the sample(s) tested unless otherwise stated and the sample(s) are retained for 30 days only. The document is issued by HUAK, this document cannot be reproduced except in full with our prior written permission. The more details and the authenticity of the report will be confirmed at http://www.cer-mark.com.

5470~5725MHz

Operation Mode:	TX / IEEE 802.11ax HE20mode /**Low Channel**

Horizontal

No.	Frequency (MHz)	Reading (dBuV)	Correct Factor(dB/m)	Result (dBuV/m)	Limit (dBuV/m)	Margin (dB)	Height (cm)	Remark
1	11134.66	40.32	12.54	52.86	74.00	-21.14	100	peak
2	13871.63	36.72	14.02	50.74	74.00	-23.26	100	peak
N/A								

Vertical

No.	Frequency (MHz)	Reading (dBuV)	Correct Factor(dB/m)	Result (dBuV/m)	Limit (dBuV/m)	Margin (dB)	Height (cm)	Remark
1	10970.66	38.44	12.81	51.25	74.00	-22.75	100	peak
2	13424.38	35.06	14.36	49.42	74.00	-24.58	100	peak
N/A								

Operation Mode:	TX / IEEE 802.11ax HE20mode /**Mid Channel**

Horizontal

No.	Frequency (MHz)	Reading (dBuV)	Correct Factor(dB/m)	Result (dBuV/m)	Limit (dBuV/m)	Margin (dB)	Height (cm)	Remark
1	10562.45	39.66	11.21	50.87	74.00	-23.13	100	peak
2	16570.34	32.08	16.97	49.05	74.00	-24.95	100	peak
N/A								

Vertical

No.	Frequency (MHz)	Reading (dBuV)	Correct Factor(dB/m)	Result (dBuV/m)	Limit (dBuV/m)	Margin (dB)	Height (cm)	Remark
1	11217.47	40.12	12.31	52.43	74.00	-21.57	100	peak
2	13300.22	35.44	14.16	49.60	74.00	-24.40	100	peak
N/A								

The results shown in this test report refer only to the sample(s) tested unless otherwise stated and the sample(s) are retained for 30 days only. The document is issued by HUAK, this document cannot be reproduced except in full with our prior written permission. The more details and the authenticity of the report will be confirmed at http://www.cer-mark.com.

Operation Mode:	TX / IEEE 802.11ax HE20mode /**High Channel**

Horizontal

No.	Frequency	Reading	Correct	Result	Limit	Margin	Height	Remark
	(MHz)	(dBuV)	Factor(dB/m)	(dBuV/m)	(dBuV/m)	(dB)	(cm)	
1	10480.03	39.82	10.86	50.68	74.00	-23.32	100	peak
2	14689.61	32.47	16.51	48.98	74.00	-25.02	100	peak
N/A								

Vertical

No.	Frequency	Reading	Correct	Result	Limit	Margin	Height	Remark
	(MHz)	(dBuV)	Factor(dB/m)	(dBuV/m)	(dBuV/m)	(dB)	(cm)	
1	10848.11	38.61	12.33	50.94	74.00	-23.06	100	peak
2	16938.48	31.77	17.77	49.54	74.00	-24.46	100	peak
N/A								

The results shown in this test report refer only to the sample(s) tested unless otherwise stated and the sample(s) are retained for 30 days only. The document is issued by HUAK, this document cannot be reproduced except in full with our prior written permission. The more details and the authenticity of the report will be confirmed at http://www.cer-mark.com.

5150~5250MHz

Operation Mode:	TX / IEEE 802.11ax HE40mode /**Low Channel**

Horizontal

No.	Frequency (MHz)	Reading (dBuV)	Correct Factor(dB/m)	Result (dBuV/m)	Limit (dBuV/m)	Margin (dB)	Height (cm)	Remark
1	11069.32	41.12	12.19	53.31	74.00	-20.69	100	peak
2	14523.61	36.88	16.53	53.41	74.00	-20.59	100	peak
N/A								

Vertical

No.	Frequency (MHz)	Reading (dBuV)	Correct Factor(dB/m)	Result (dBuV/m)	Limit (dBuV/m)	Margin (dB)	Height (cm)	Remark
1	11106.82	40.52	12.54	53.06	74.00	-20.94	100	peak
2	13162.77	35.19	14.02	49.21	74.00	-24.79	100	peak
N/A								

Operation Mode:	TX / IEEE 802.11ax HE40mode /**High Channel**

Horizontal

No.	Frequency (MHz)	Reading (dBuV)	Correct Factor(dB/m)	Result (dBuV/m)	Limit (dBuV/m)	Margin (dB)	Height (cm)	Remark
1	11204.19	40.72	12.31	53.03	74.00	-20.97	100	peak
2	16028.48	34.33	18.68	53.01	74.00	-20.99	100	peak
N/A								

Vertical

No.	Frequency (MHz)	Reading (dBuV)	Correct Factor(dB/m)	Result (dBuV/m)	Limit (dBuV/m)	Margin (dB)	Height (cm)	Remark
1	11102.74	39.81	12.66	52.47	74.00	-21.53	100	peak
2	13251.77	37.02	14.16	51.18	74.00	-22.82	100	peak
N/A								

The results shown in this test report refer only to the sample(s) tested unless otherwise stated and the sample(s) are retained for 30 days only. The document is issued by HUAK, this document cannot be reproduced except in full with our prior written permission. The more details and the authenticity of the report will be confirmed at http://www.cer-mark.com.

5250~5350MHz

Operation Mode:	TX / IEEE 802.11ax HE40mode /**Low Channel**

Horizontal

No.	Frequency (MHz)	Reading (dBuV)	Correct Factor(dB/m)	Result (dBuV/m)	Limit (dBuV/m)	Margin (dB)	Height (cm)	Remark
1	11256.39	39.26	12.19	51.45	74.00	-22.55	100	peak
2	14649.96	32.17	16.53	48.70	74.00	-25.30	100	peak
N/A								

Vertical

No.	Frequency (MHz)	Reading (dBuV)	Correct Factor(dB/m)	Result (dBuV/m)	Limit (dBuV/m)	Margin (dB)	Height (cm)	Remark
1	11133.97	40.28	12.54	52.82	74.00	-21.18	100	peak
2	13872.66	35.22	14.02	49.24	74.00	-24.76	100	peak
N/A								

Operation Mode:	TX / IEEE 802.11ax HE40mode /**High Channel**

Horizontal

No.	Frequency (MHz)	Reading (dBuV)	Correct Factor(dB/m)	Result (dBuV/m)	Limit (dBuV/m)	Margin (dB)	Height (cm)	Remark
1	11216.53	39.62	12.31	51.93	74.00	-22.07	100	peak
2	17142.68	31.84	18.68	50.52	74.00	-23.48	100	peak
N/A								

Vertical

No.	Frequency (MHz)	Reading (dBuV)	Correct Factor(dB/m)	Result (dBuV/m)	Limit (dBuV/m)	Margin (dB)	Height (cm)	Remark
1	11093.19	38.21	12.66	50.87	74.00	-23.13	100	peak
2	13300.83	34.96	14.16	49.12	74.00	-24.88	100	peak
N/A								

The results shown in this test report refer only to the sample(s) tested unless otherwise stated and the sample(s) are retained for 30 days only. The document is issued by HUAK, this document cannot be reproduced except in full with our prior written permission. The more details and the authenticity of the report will be confirmed at http://www.cer-mark.com.

5470~5725MHz

Operation Mode:	TX / IEEE 802.11ax HE40mode /**Low Channel**

Horizontal

No.	Frequency (MHz)	Reading (dBuV)	Correct Factor(dB/m)	Result (dBuV/m)	Limit (dBuV/m)	Margin (dB)	Height (cm)	Remark
1	11257.12	39.21	12.19	51.40	74.00	-22.60	100	peak
2	14650.75	33.62	16.53	50.15	74.00	-23.85	100	peak
N/A								

Vertical

No.	Frequency (MHz)	Reading (dBuV)	Correct Factor(dB/m)	Result (dBuV/m)	Limit (dBuV/m)	Margin (dB)	Height (cm)	Remark
1	11134.34	40.12	12.54	52.66	74.00	-21.34	100	peak
2	13872.82	35.77	14.02	49.79	74.00	-24.21	100	peak
N/A								

Operation Mode:	TX / IEEE 802.11ax HE40mode /**Mid Channel**

Horizontal

No.	Frequency (MHz)	Reading (dBuV)	Correct Factor(dB/m)	Result (dBuV/m)	Limit (dBuV/m)	Margin (dB)	Height (cm)	Remark
1	11255.77	38.56	12.19	50.75	74.00	-23.25	100	peak
2	14650.67	32.06	16.53	48.59	74.00	-25.41	100	peak
N/A								

Vertical

No.	Frequency (MHz)	Reading (dBuV)	Correct Factor(dB/m)	Result (dBuV/m)	Limit (dBuV/m)	Margin (dB)	Height (cm)	Remark
1	11134.89	39.17	12.54	51.71	74.00	-22.29	100	peak
2	13873.55	34.22	14.02	48.24	74.00	-25.76	100	peak
N/A								

The results shown in this test report refer only to the sample(s) tested unless otherwise stated and the sample(s) are retained for 30 days only. The document is issued by HUAK, this document cannot be reproduced except in full with our prior written permission. The more details and the authenticity of the report will be confirmed at http://www.cer-mark.com.

Operation Mode:	TX / IEEE 802.11ax HE40mode /**High Channel**

Horizontal

No.	Frequency	Reading	Correct	Result	Limit	Margin	Height	Remark
	(MHz)	(dBuV)	Factor(dB/m)	(dBuV/m)	(dBuV/m)	(dB)	(cm)	
1	11215.61	39.55	12.31	51.86	74.00	-22.14	100	peak
2	17142.57	32.49	18.68	51.17	74.00	-22.83	100	peak
N/A								

Vertical

No.	Frequency	Reading	Correct	Result	Limit	Margin	Height	Remark
	(MHz)	(dBuV)	Factor(dB/m)	(dBuV/m)	(dBuV/m)	(dB)	(cm)	
1	11092.48	38.27	12.66	50.93	74.00	-23.07	100	peak
2	13300.28	35.66	14.16	49.82	74.00	-24.18	100	peak
N/A								

The results shown in this test report refer only to the sample(s) tested unless otherwise stated and the sample(s) are retained for 30 days only. The document is issued by HUAK, this document cannot be reproduced except in full with our prior written permission. The more details and the authenticity of the report will be confirmed at http://www.cer-mark.com.

TEL : +86-755 2302 9901 FAX : +86-755 2302 9901 E-mail : service@cer-mark.com
Add: 1-2F., Building B2, Junfeng Zhongcheng Zhizao Innovation Park, Heping Community, Fuhai Street, Bao'an District, Shenzhen, Guangdong, China

5150~5250MHz

Operation Mode:	TX / IEEE 802.11ax HE80mode

Horizontal

No.	Frequency (MHz)	Reading (dBuV)	Correct Factor(dB/m)	Result (dBuV/m)	Limit (dBuV/m)	Margin (dB)	Height (cm)	Remark
1	11295.03	40.32	12.19	52.51	74.00	-21.49	100	peak
2	18021.63	36.51	16.53	53.04	74.00	-20.96	100	peak
N/A								

Vertical

No.	Frequency (MHz)	Reading (dBuV)	Correct Factor(dB/m)	Result (dBuV/m)	Limit (dBuV/m)	Margin (dB)	Height (cm)	Remark
1	11062.33	39.87	12.54	52.41	74.00	-21.59	100	peak
2	13124.55	35.19	14.02	49.21	74.00	-24.79	100	peak
N/A								

5250~5350MHz

Operation Mode:	TX / IEEE 802.11ax HE80mode

Horizontal

No.	Frequency (MHz)	Reading (dBuV)	Correct Factor(dB/m)	Result (dBuV/m)	Limit (dBuV/m)	Margin (dB)	Height (cm)	Remark
1	11216.53	39.61	12.19	51.80	74.00	-22.20	100	peak
2	17142.68	32.58	16.53	49.11	74.00	-24.89	100	peak
N/A								

Vertical

No.	Frequency (MHz)	Reading (dBuV)	Correct Factor(dB/m)	Result (dBuV/m)	Limit (dBuV/m)	Margin (dB)	Height (cm)	Remark
1	11093.19	39.26	12.54	51.80	74.00	-22.20	100	peak
2	13300.83	35.11	14.02	49.13	74.00	-24.87	100	peak
N/A								

The results shown in this test report refer only to the sample(s) tested unless otherwise stated and the sample(s) are retained for 30 days only. The document is issued by HUAK, this document cannot be reproduced except in full with our prior written permission. The more details and the authenticity of the report will be confirmed at http://www.cer-mark.com.

5470~5725MHz

Operation Mode:	TX / IEEE 802.11ax HE80mode /**Low Channel**

Horizontal

No.	Frequency (MHz)	Reading (dBuV)	Correct Factor(dB/m)	Result (dBuV/m)	Limit (dBuV/m)	Margin (dB)	Height (cm)	Remark
1	11216.75	39.06	12.19	51.25	74.00	-22.75	100	peak
2	17141.98	34.19	16.53	50.72	74.00	-23.28	100	peak
N/A								

Vertical

No.	Frequency (MHz)	Reading (dBuV)	Correct Factor(dB/m)	Result (dBuV/m)	Limit (dBuV/m)	Margin (dB)	Height (cm)	Remark
1	11093.47	39.27	12.54	51.81	74.00	-22.19	100	peak
2	13299.85	36.57	14.02	50.59	74.00	-23.41	100	peak
N/A								

Operation Mode:	TX / IEEE 802.11ax HE80mode /**High Channel**

Horizontal

No.	Frequency (MHz)	Reading (dBuV)	Correct Factor(dB/m	Result (dBuV/m	Limit (dBuV/m	Margin (dB)	Height (cm)	Remark
1	11215.61	39.77	12.31	52.08	74.00	-21.92	100	peak
2	17142.57	32.08	18.68	50.76	74.00	-23.24	100	peak
N/								

Vertical

No	Frequenc (MHz)	Readin (dBuV)	Correct Factor(dB/m	Result (dBuV/m	Limit (dBuV/m	Margi (dB)	Heigh (cm)	Remark
1	11092.48	38.49	12.66	51.15	74.00	-22.85	100	peak
2	13300.28	35.11	14.16	49.27	74.00	-24.73	100	peak
N/								

The results shown in this test report refer only to the sample(s) tested unless otherwise stated and the sample(s) are retained for 30 days only. The document is issued by HUAK, this document cannot be reproduced except in full with our prior written permission. The more details and the authenticity of the report will be confirmed at http://www.cer-mark.com.

5150~5350MHz

Operation Mode:	TX / IEEE 802.11ax HE160mode

Horizontal

No.	Frequency (MHz)	Reading (dBuV)	Correct Factor(dB/m)	Result (dBuV/m)	Limit (dBuV/m)	Margin (dB)	Height (cm)	Remark
1	11218.46	41.16	12.19	53.35	74.00	-20.65	100	peak
2	17162.71	35.12	16.53	51.65	74.00	-22.35	100	peak
N/A								

Vertical

No.	Frequency (MHz)	Reading (dBuV)	Correct Factor(dB/m)	Result (dBuV/m)	Limit (dBuV/m)	Margin (dB)	Height (cm)	Remark
1	11123.61	40.96	12.54	53.5	74.00	-20.5	100	peak
2	13318.43	34.11	14.02	48.13	74.00	-25.87	100	peak
N/A								

5470~5725MHz

Operation Mode:	TX / IEEE 802.11ax HE160mode

Horizontal

No.	Frequency (MHz)	Reading (dBuV)	Correct Factor(dB/m)	Result (dBuV/m)	Limit (dBuV/m)	Margin (dB)	Height (cm)	Remark
1	11219.62	39.82	12.19	52.01	74.00	-21.99	100	peak
2	17151.47	34.12	16.53	50.65	74.00	-23.35	100	peak
N/A								

Vertical

No.	Frequency (MHz)	Reading (dBuV)	Correct Factor(dB/m)	Result (dBuV/m)	Limit (dBuV/m)	Margin (dB)	Height (cm)	Remark
1	11098.51	39.54	12.54	52.08	74.00	-21.92	100	peak
2	13302.09	33.29	14.02	47.31	74.00	-26.69	100	peak
N/A								

The results shown in this test report refer only to the sample(s) tested unless otherwise stated and the sample(s) are retained for 30 days only. The document is issued by HUAK, this document cannot be reproduced except in full with our prior written permission. The more details and the authenticity of the report will be confirmed at http://www.cer-mark.com.

Radiated Band Edge Test:
ANT 1
Operation Mode: 802.11a Mode with 5.2G TX CH High

Horizontal:

Frequency	Meter Reading	Factor	Emission Level	Limits	Margin	Detector Type
(MHz)	(dBμV)	(dB)	(dBμV/m)	(dBμV/m)	(dB)	
5350	55.18	-2.11	53.07	74	-20.93	peak
5350	/	-2.11	/	54	/	AVG
Remark: Factor = Cable loss + Antenna factor + Attenuator – Preamplifier; Level = Reading + Factor; Margin = Level-Limit.						

Vertical:

Frequency	Meter Reading	Factor	Emission Level	Limits	Margin	Detector Type
(MHz)	(dBμV)	(dB)	(dBμV/m)	(dBμV/m)	(dB)	
5350	52.49	-2.11	50.38	74	-23.62	peak
5350	/	-2.11	/	54	/	AVG
Remark: Factor = Cable loss + Antenna factor + Attenuator – Preamplifier; Level = Reading + Factor; Margin = Level-Limit.						

The results shown in this test report refer only to the sample(s) tested unless otherwise stated and the sample(s) are retained for 30 days only. The document is issued by HUAK, this document cannot be reproduced except in full with our prior written permission. The more details and the authenticity of the report will be confirmed at http://www.cer-mark.com.

Operation Mode: 802.11n/HT20 Mode with 5.2G TX CH High

Horizontal:

Frequency	Meter Reading	Factor	Emission Level	Limits	Margin	Detector Type
(MHz)	(dBμV)	(dB)	(dBμV/m)	(dBμV/m)	(dB)	
5350	53.66	-2.11	51.55	74	-22.45	peak
5350	/	-2.11	/	54	/	AVG
Remark: Factor = Cable loss + Antenna factor + Attenuator – Preamplifier; Level = Reading + Factor; Margin = Level-Limit.						

Vertical:

Frequency	Meter Reading	Factor	Emission Level	Limits	Margin	Detector Type
(MHz)	(dBμV)	(dB)	(dBμV/m)	(dBμV/m)	(dB)	
5350	51.49	-2.11	49.38	74	-24.62	peak
5350	/	-2.11	/	54	/	AVG
Remark: Factor = Cable loss + Antenna factor + Attenuator – Preamplifier; Level = Reading + Factor; Margin = Level-Limit.						

The results shown in this test report refer only to the sample(s) tested unless otherwise stated and the sample(s) are retained for 30 days only. The document is issued by HUAK, this document cannot be reproduced except in full with our prior written permission. The more details and the authenticity of the report will be confirmed at http://www.cer-mark.com.

Operation Mode: 802.11 n/HT40 Mode with 5.2G TX CH High

Horizontal:

Frequency (MHz)	Meter Reading (dBμV)	Factor (dB)	Emission Level (dBμV/m)	Limits (dBμV/m)	Margin (dB)	Detector Type
5350	53.17	-2.11	51.06	74	-22.94	peak
5350	/	-2.11	/	54	/	AVG
Remark: Factor = Cable loss + Antenna factor + Attenuator – Preamplifier; Level = Reading + Factor; Margin = Level-Limit.						

Vertical:

Frequency (MHz)	Meter Reading (dBμV)	Factor (dB)	Emission Level (dBμV/m)	Limits (dBμV/m)	Margin (dB)	Detector Type
5350	51.89	-2.11	49.78	74	-24.22	peak
5350	/	-2.11	/	54	/	AVG
Remark: Factor = Cable loss + Antenna factor + Attenuator – Preamplifier; Level = Reading + Factor; Margin = Level-Limit.						

The results shown in this test report refer only to the sample(s) tested unless otherwise stated and the sample(s) are retained for 30 days only. The document is issued by HUAK, this document cannot be reproduced except in full with our prior written permission. The more details and the authenticity of the report will be confirmed at http://www.cer-mark.com.

Operation Mode: 802.11 ac/HT20 Mode with 5.2G TX CH High

Horizontal:

Frequency (MHz)	Meter Reading (dBμV)	Factor (dB)	Emission Level (dBμV/m)	Limits (dBμV/m)	Margin (dB)	Detector Type
5350	53.78	-2.11	51.67	74	-22.33	peak
5350	/	-2.11	/	54	/	AVG
Remark: Factor = Cable loss + Antenna factor + Attenuator – Preamplifier; Level = Reading + Factor; Margin = Level-Limit.						

Vertical:

Frequency (MHz)	Meter Reading (dBμV)	Factor (dB)	Emission Level (dBμV/m)	Limits (dBμV/m)	Margin (dB)	Detector Type
5350	51.49	-2.11	49.38	74	-24.62	peak
5350	/	-2.11	/	54	/	AVG
Remark: Factor = Cable loss + Antenna factor + Attenuator – Preamplifier; Level = Reading + Factor; Margin = Level-Limit.						

The results shown in this test report refer only to the sample(s) tested unless otherwise stated and the sample(s) are retained for 30 days only. The document is issued by HUAK, this document cannot be reproduced except in full with our prior written permission. The more details and the authenticity of the report will be confirmed at http://www.cer-mark.com.

Operation Mode: 802.11 ac/HT40 Mode with 5.2G TX CH High

Horizontal:

Frequency (MHz)	Meter Reading (dBμV)	Factor (dB)	Emission Level (dBμV/m)	Limits (dBμV/m)	Margin (dB)	Detector Type
5350	54.11	-2.11	52	74	-22	peak
5350	/	-2.11	/	54	/	AVG
Remark: Factor = Cable loss + Antenna factor + Attenuator – Preamplifier; Level = Reading + Factor; Margin = Level-Limit.						

Vertical:

Frequency (MHz)	Meter Reading (dBμV)	Factor (dB)	Emission Level (dBμV/m)	Limits (dBμV/m)	Margin (dB)	Detector Type
5350	52.43	-2.11	50.32	74	-23.68	peak
5350	/	-2.11	/	54	/	AVG
Remark: Factor = Cable loss + Antenna factor + Attenuator – Preamplifier; Level = Reading + Factor; Margin = Level-Limit.						

The results shown in this test report refer only to the sample(s) tested unless otherwise stated and the sample(s) are retained for 30 days only. The document is issued by HUAK, this document cannot be reproduced except in full with our prior written permission. The more details and the authenticity of the report will be confirmed at http://www.cer-mark.com.

Operation Mode: 802.11 ac/HT80 Mode with 5.2G TX CH High

Horizontal:

Frequency	Meter Reading	Factor	Emission Level	Limits	Margin	Detector Type
(MHz)	(dBμV)	(dB)	(dBμV/m)	(dBμV/m)	(dB)	
5350	54.16	-2.11	52.05	74	-21.95	peak
5350	/	-2.11	/	54	/	AVG
Remark: Factor = Cable loss + Antenna factor + Attenuator – Preamplifier; Level = Reading + Factor; Margin = Level-Limit.						

Vertical:

Frequency	Meter Reading	Factor	Emission Level	Limits	Margin	Detector Type
(MHz)	(dBμV)	(dB)	(dBμV/m)	(dBμV/m)	(dB)	
5350	53.19	-2.11	51.08	74	-22.92	peak
5350	/	-2.11	/	54	/	AVG
Remark: Factor = Cable loss + Antenna factor + Attenuator – Preamplifier; Level = Reading + Factor; Margin = Level-Limit.						

The results shown in this test report refer only to the sample(s) tested unless otherwise stated and the sample(s) are retained for 30 days only. The document is issued by HUAK, this document cannot be reproduced except in full with our prior written permission. The more details and the authenticity of the report will be confirmed at http://www.cer-mark.com.

Operation Mode: 802.11 ax/HE20 Mode with 5.2G TX CH High

Horizontal:

Frequency	Meter Reading	Factor	Emission Level	Limits	Margin	Detector Type
(MHz)	(dBμV)	(dB)	(dBμV/m)	(dBμV/m)	(dB)	
5350	54.18	-2.11	52.07	74	-21.93	peak
5350	/	-2.11	/	54	/	AVG
Remark: Factor = Cable loss + Antenna factor + Attenuator – Preamplifier; Level = Reading + Factor; Margin = Level-Limit.						

Vertical:

Frequency	Meter Reading	Factor	Emission Level	Limits	Margin	Detector Type
(MHz)	(dBμV)	(dB)	(dBμV/m)	(dBμV/m)	(dB)	
5350	52.66	-2.11	50.55	74	-23.45	peak
5350	/	-2.11	/	54	/	AVG
Remark: Factor = Cable loss + Antenna factor + Attenuator – Preamplifier; Level = Reading + Factor; Margin = Level-Limit.						

The results shown in this test report refer only to the sample(s) tested unless otherwise stated and the sample(s) are retained for 30 days only. The document is issued by HUAK, this document cannot be reproduced except in full with our prior written permission. The more details and the authenticity of the report will be confirmed at http://www.cer-mark.com.

Operation Mode: 802.11 ax/HE40 Mode with 5.2G TX CH High

Horizontal:

Frequency	Meter Reading	Factor	Emission Level	Limits	Margin	Detector Type
(MHz)	(dBμV)	(dB)	(dBμV/m)	(dBμV/m)	(dB)	
5350	54.89	-2.11	52.78	74	-21.22	peak
5350	/	-2.11	/	54	/	AVG
Remark: Factor = Cable loss + Antenna factor + Attenuator – Preamplifier; Level = Reading + Factor; Margin = Level-Limit.						

Vertical:

Frequency	Meter Reading	Factor	Emission Level	Limits	Margin	Detector Type
(MHz)	(dBμV)	(dB)	(dBμV/m)	(dBμV/m)	(dB)	
5350	51.42	-2.11	49.31	74	-24.69	peak
5350	/	-2.11	/	54	/	AVG
Remark: Factor = Cable loss + Antenna factor + Attenuator – Preamplifier; Level = Reading + Factor; Margin = Level-Limit.						

The results shown in this test report refer only to the sample(s) tested unless otherwise stated and the sample(s) are retained for 30 days only. The document is issued by HUAK, this document cannot be reproduced except in full with our prior written permission. The more details and the authenticity of the report will be confirmed at http://www.cer-mark.com.

Operation Mode: 802.11 ax/HE80 Mode with 5.2G TX CH High

Horizontal:

Frequency	Meter Reading	Factor	Emission Level	Limits	Margin	Detector Type
(MHz)	(dBμV)	(dB)	(dBμV/m)	(dBμV/m)	(dB)	
5350	53.67	-2.11	51.56	74	-22.44	peak
5350	/	-2.11	/	54	/	AVG
Remark: Factor = Cable loss + Antenna factor + Attenuator – Preamplifier; Level = Reading + Factor; Margin = Level-Limit.						

Vertical:

Frequency	Meter Reading	Factor	Emission Level	Limits	Margin	Detector Type
(MHz)	(dBμV)	(dB)	(dBμV/m)	(dBμV/m)	(dB)	
5350	51.44	-2.11	49.33	74	-24.67	peak
5350	/	-2.11	/	54	/	AVG
Remark: Factor = Cable loss + Antenna factor + Attenuator – Preamplifier; Level = Reading + Factor; Margin = Level-Limit.						

The results shown in this test report refer only to the sample(s) tested unless otherwise stated and the sample(s) are retained for 30 days only. The document is issued by HUAK, this document cannot be reproduced except in full with our prior written permission. The more details and the authenticity of the report will be confirmed at http://www.cer-mark.com.

Operation Mode: 802.11a Mode with 5.3G TX CH High

Horizontal

Frequency (MHz)	Meter Reading (dBμV)	Factor (dB)	Emission Level (dBμV/m)	Limits (dBμV/m)	Margin (dB)	Detector Type
5350	53.19	-2.49	50.7	74	-23.3	peak
5350	/	-2.49	/	54	/	AVG
Remark: Factor = Cable loss + Antenna factor + Attenuator – Preamplifier; Level = Reading + Factor; Margin = Level-Limit.						

Vertical:

Frequency (MHz)	Meter Reading (dBμV)	Factor (dB)	Emission Level (dBμV/m)	Limits (dBμV/m)	Margin (dB)	Detector Type
5350	52.47	-2.49	49.98	74	-24.02	peak
5350	/	-2.49	/	54	/	AVG
Remark: Factor = Cable loss + Antenna factor + Attenuator – Preamplifier; Level = Reading + Factor; Margin = Level-Limit.						

The results shown in this test report refer only to the sample(s) tested unless otherwise stated and the sample(s) are retained for 30 days only. The document is issued by HUAK, this document cannot be reproduced except in full with our prior written permission. The more details and the authenticity of the report will be confirmed at http://www.cer-mark.com.

Operation Mode: 802.11n/HT20 Mode with 5.3G TX CH High

Horizontal

Frequency (MHz)	Meter Reading (dBμV)	Factor (dB)	Emission Level (dBμV/m)	Limits (dBμV/m)	Margin (dB)	Detector Type
5350	54.22	-2.49	51.73	74	-22.27	peak
5350	/	-2.49	/	54	/	AVG
Remark: Factor = Cable loss + Antenna factor + Attenuator – Preamplifier; Level = Reading + Factor; Margin = Level-Limit.						

Vertical

Frequency (MHz)	Meter Reading (dBμV)	Factor (dB)	Emission Level (dBμV/m)	Limits (dBμV/m)	Margin (dB)	Detector Type
5350	53.17	-2.49	50.68	74	-23.32	peak
5350	/	-2.49	/	54	/	AVG
Remark: Factor = Cable loss + Antenna factor + Attenuator – Preamplifier; Level = Reading + Factor; Margin = Level-Limit.						

The results shown in this test report refer only to the sample(s) tested unless otherwise stated and the sample(s) are retained for 30 days only. The document is issued by HUAK, this document cannot be reproduced except in full with our prior written permission. The more details and the authenticity of the report will be confirmed at http://www.cer-mark.com.

Operation Mode: 802.11n/HT40 Mode with 5.3G TX CH High

Horizontal

Frequency (MHz)	Meter Reading (dBμV)	Factor (dB)	Emission Level (dBμV/m)	Limits (dBμV/m)	Margin (dB)	Detector Type
5150	55.09	-2.49	52.6	74	-21.4	peak
5150	/	-2.49	/	54	/	AVG
Remark: Factor = Cable loss + Antenna factor + Attenuator – Preamplifier; Level = Reading + Factor; Margin = Level-Limit.						

Vertical:

Frequency (MHz)	Meter Reading (dBμV)	Factor (dB)	Emission Level (dBμV/m)	Limits (dBμV/m)	Margin (dB)	Detector Type
5350	54.17	-2.49	51.68	74	-22.32	peak
5350	/	-2.49	/	54	/	AVG
Remark: Factor = Cable loss + Antenna factor + Attenuator – Preamplifier; Level = Reading + Factor; Margin = Level-Limit.						

The results shown in this test report refer only to the sample(s) tested unless otherwise stated and the sample(s) are retained for 30 days only. The document is issued by HUAK, this document cannot be reproduced except in full with our prior written permission. The more details and the authenticity of the report will be confirmed at http://www.cer-mark.com.

Operation Mode: 802.11ac/HT20 Mode with 5.3G TX CH High

Horizontal

Frequency (MHz)	Meter Reading (dBμV)	Factor (dB)	Emission Level (dBμV/m)	Limits (dBμV/m)	Margin (dB)	Detector Type
5350	54.37	-2.49	51.88	74	-22.12	peak
5350	/	-2.49	/	54	/	AVG
Remark: Factor = Cable loss + Antenna factor + Attenuator – Preamplifier; Level = Reading + Factor; Margin = Level-Limit.						

Vertical

Frequency (MHz)	Meter Reading (dBμV)	Factor (dB)	Emission Level (dBμV/m)	Limits (dBμV/m)	Margin (dB)	Detector Type
5350	52.89	-2.49	50.4	74	-23.6	peak
5350	/	-2.49	/	54	/	AVG
Remark: Factor = Cable loss + Antenna factor + Attenuator – Preamplifier; Level = Reading + Factor; Margin = Level-Limit.						

The results shown in this test report refer only to the sample(s) tested unless otherwise stated and the sample(s) are retained for 30 days only. The document is issued by HUAK, this document cannot be reproduced except in full with our prior written permission. The more details and the authenticity of the report will be confirmed at http://www.cer-mark.com.

Operation Mode: 802.11 ac/HT40 Mode with 5.3G TX CH High

Horizontal

Frequency (MHz)	Meter Reading (dBμV)	Factor (dB)	Emission Level (dBμV/m)	Limits (dBμV/m)	Margin (dB)	Detector Type
5150	53.47	-2.49	50.98	74	-23.02	peak
5150	/	-2.49	/	54	/	AVG
Remark: Factor = Cable loss + Antenna factor + Attenuator – Preamplifier; Level = Reading + Factor; Margin = Level-Limit.						

Vertical:

Frequency (MHz)	Meter Reading (dBμV)	Factor (dB)	Emission Level (dBμV/m)	Limits (dBμV/m)	Margin (dB)	Detector Type
5350	51.98	-2.49	49.49	74	-24.51	peak
5350	/	-2.49	/	54	/	AVG
Remark: Factor = Cable loss + Antenna factor + Attenuator – Preamplifier; Level = Reading + Factor; Margin = Level-Limit.						

The results shown in this test report refer only to the sample(s) tested unless otherwise stated and the sample(s) are retained for 30 days only. The document is issued by HUAK, this document cannot be reproduced except in full with our prior written permission. The more details and the authenticity of the report will be confirmed at http://www.cer-mark.com.

Operation Mode: 802.11ac/HT80 Mode with 5.3G TX CH High

Horizontal

Frequency (MHz)	Meter Reading (dBμV)	Factor (dB)	Emission Level (dBμV/m)	Limits (dBμV/m)	Margin (dB)	Detector Type
5290	54.06	-2.49	51.57	74	-22.43	peak
5290	/	-2.49	/	54	/	AVG
Remark: Factor = Cable loss + Antenna factor + Attenuator – Preamplifier; Level = Reading + Factor; Margin = Level-Limit.						

Vertical:

Frequency (MHz)	Meter Reading (dBμV)	Factor (dB)	Emission Level (dBμV/m)	Limits (dBμV/m)	Margin (dB)	Detector Type
5290	52.84	-2.49	50.35	74	-23.65	peak
5290	/	-2.49	/	54	/	AVG
Remark: Factor = Cable loss + Antenna factor + Attenuator – Preamplifier; Level = Reading + Factor; Margin = Level-Limit.						

The results shown in this test report refer only to the sample(s) tested unless otherwise stated and the sample(s) are retained for 30 days only. The document is issued by HUAK, this document cannot be reproduced except in full with our prior written permission. The more details and the authenticity of the report will be confirmed at http://www.cer-mark.com.

Operation Mode: 802.11ac/HT160 Mode with 5.3G TX CH High

Horizontal

Frequency (MHz)	Meter Reading (dBμV)	Factor (dB)	Emission Level (dBμV/m)	Limits (dBμV/m)	Margin (dB)	Detector Type
5250	53.22	-2.49	50.73	74	-23.27	peak
5250	/	-2.49	/	54	/	AVG
Remark: Factor = Cable loss + Antenna factor + Attenuator – Preamplifier; Level = Reading + Factor; Margin = Level-Limit.						

Vertical:

Frequency (MHz)	Meter Reading (dBμV)	Factor (dB)	Emission Level (dBμV/m)	Limits (dBμV/m)	Margin (dB)	Detector Type
5250	51.77	-2.49	49.28	74	-24.72	peak
5250	/	-2.49	/	54	/	AVG
Remark: Factor = Cable loss + Antenna factor + Attenuator – Preamplifier; Level = Reading + Factor; Margin = Level-Limit.						

The results shown in this test report refer only to the sample(s) tested unless otherwise stated and the sample(s) are retained for 30 days only. The document is issued by HUAK, this document cannot be reproduced except in full with our prior written permission. The more details and the authenticity of the report will be confirmed at http://www.cer-mark.com.

Operation Mode: 802.11ax/HE20 Mode with 5.3G TX CH High

Horizontal

Frequency (MHz)	Meter Reading (dBμV)	Factor (dB)	Emission Level (dBμV/m)	Limits (dBμV/m)	Margin (dB)	Detector Type
5350	53.99	-2.49	51.5	74	-22.5	peak
5350	/	-2.49	/	54	/	AVG
Remark: Factor = Cable loss + Antenna factor + Attenuator – Preamplifier; Level = Reading + Factor; Margin = Level-Limit.						

Vertical

Frequency (MHz)	Meter Reading (dBμV)	Factor (dB)	Emission Level (dBμV/m)	Limits (dBμV/m)	Margin (dB)	Detector Type
5350	51.47	-2.49	48.98	74	-25.02	peak
5350	/	-2.49	/	54	/	AVG
Remark: Factor = Cable loss + Antenna factor + Attenuator – Preamplifier; Level = Reading + Factor; Margin = Level-Limit.						

The results shown in this test report refer only to the sample(s) tested unless otherwise stated and the sample(s) are retained for 30 days only. The document is issued by HUAK, this document cannot be reproduced except in full with our prior written permission. The more details and the authenticity of the report will be confirmed at http://www.cer-mark.com.

Operation Mode: 802.11ax/HE40 Mode with 5.3G TX CH High

Horizontal

Frequency (MHz)	Meter Reading (dBμV)	Factor (dB)	Emission Level (dBμV/m)	Limits (dBμV/m)	Margin (dB)	Detector Type
5150	55.08	-2.49	52.59	74	-21.41	peak
5150	/	-2.49	/	54	/	AVG
Remark: Factor = Cable loss + Antenna factor + Attenuator – Preamplifier; Level = Reading + Factor; Margin = Level-Limit.						

Vertical:

Frequency (MHz)	Meter Reading (dBμV)	Factor (dB)	Emission Level (dBμV/m)	Limits (dBμV/m)	Margin (dB)	Detector Type
5350	53.49	-2.49	51	74	-23	peak
5350	/	-2.49	/	54	/	AVG
Remark: Factor = Cable loss + Antenna factor + Attenuator – Preamplifier; Level = Reading + Factor; Margin = Level-Limit.						

The results shown in this test report refer only to the sample(s) tested unless otherwise stated and the sample(s) are retained for 30 days only. The document is issued by HUAK, this document cannot be reproduced except in full with our prior written permission. The more details and the authenticity of the report will be confirmed at http://www.cer-mark.com.

Operation Mode: 802.11ax/HE80 Mode with 5.3G TX CH High

Horizontal

Frequency (MHz)	Meter Reading (dBμV)	Factor (dB)	Emission Level (dBμV/m)	Limits (dBμV/m)	Margin (dB)	Detector Type
5290	53.67	-2.49	51.18	74	-22.82	peak
5290	/	-2.49	/	54	/	AVG
Remark: Factor = Cable loss + Antenna factor + Attenuator – Preamplifier; Level = Reading + Factor; Margin = Level-Limit.						

Vertical:

Frequency (MHz)	Meter Reading (dBμV)	Factor (dB)	Emission Level (dBμV/m)	Limits (dBμV/m)	Margin (dB)	Detector Type
5290	52.08	-2.49	49.59	74	-24.41	peak
5290	/	-2.49	/	54	/	AVG
Remark: Factor = Cable loss + Antenna factor + Attenuator – Preamplifier; Level = Reading + Factor; Margin = Level-Limit.						

The results shown in this test report refer only to the sample(s) tested unless otherwise stated and the sample(s) are retained for 30 days only. The document is issued by HUAK, this document cannot be reproduced except in full with our prior written permission. The more details and the authenticity of the report will be confirmed at http://www.cer-mark.com.

Operation Mode: 802.11ax/HE160 Mode with 5.3G TX CH High

Horizontal

Frequency	Meter Reading	Factor	Emission Level	Limits	Margin	Detector Type
(MHz)	(dBμV)	(dB)	(dBμV/m)	(dBμV/m)	(dB)	
5250	55.26	-2.49	52.77	74	-21.23	peak
5250	/	-2.49	/	54	/	AVG
Remark: Factor = Cable loss + Antenna factor + Attenuator – Preamplifier; Level = Reading + Factor; Margin = Level-Limit.						

Vertical:

Frequency	Meter Reading	Factor	Emission Level	Limits	Margin	Detector Type
(MHz)	(dBμV)	(dB)	(dBμV/m)	(dBμV/m)	(dB)	
5250	53.17	-2.49	50.68	74	-23.32	peak
5250	/	-2.49	/	54	/	AVG
Remark: Factor = Cable loss + Antenna factor + Attenuator – Preamplifier; Level = Reading + Factor; Margin = Level-Limit.						

The results shown in this test report refer only to the sample(s) tested unless otherwise stated and the sample(s) are retained for 30 days only. The document is issued by HUAK, this document cannot be reproduced except in full with our prior written permission. The more details and the authenticity of the report will be confirmed at http://www.cer-mark.com.

Operation Mode: 802.11a Mode with 5.6G TX CH Low

Horizontal

Frequency (MHz)	Meter Reading (dBμV)	Factor (dB)	Emission Level (dBμV/m)	Limits (dBμV/m)	Margin (dB)	Detector Type
5470	55.13	-2.49	52.64	74	-21.36	peak
5470	/	-2.49	/	54	/	AVG
Remark: Factor = Cable loss + Antenna factor + Attenuator – Preamplifier; Level = Reading + Factor; Margin = Level-Limit.						

Vertical:

Frequency (MHz)	Meter Reading (dBμV)	Factor (dB)	Emission Level (dBμV/m)	Limits (dBμV/m)	Margin (dB)	Detector Type
5470	54.16	-2.49	51.67	74	-22.33	peak
5470	/	-2.49	/	54	/	AVG
Remark: Factor = Cable loss + Antenna factor + Attenuator – Preamplifier; Level = Reading + Factor; Margin = Level-Limit.						

The results shown in this test report refer only to the sample(s) tested unless otherwise stated and the sample(s) are retained for 30 days only. The document is issued by HUAK, this document cannot be reproduced except in full with our prior written permission. The more details and the authenticity of the report will be confirmed at http://www.cer-mark.com.

Operation Mode: 802.11n/HT20 Mode with 5.6G TX CH Low

Horizontal

Frequency (MHz)	Meter Reading (dBμV)	Factor (dB)	Emission Level (dBμV/m)	Limits (dBμV/m)	Margin (dB)	Detector Type
5470	53.74	-2.49	51.25	74	-22.75	peak
5470	/	-2.49	/	54	/	AVG
Remark: Factor = Cable loss + Antenna factor + Attenuator – Preamplifier; Level = Reading + Factor; Margin = Level-Limit.						

Vertical:

Frequency (MHz)	Meter Reading (dBμV)	Factor (dB)	Emission Level (dBμV/m)	Limits (dBμV/m)	Margin (dB)	Detector Type
5470	51.69	-2.49	49.2	74	-24.8	peak
5470	/	-2.49	/	54	/	AVG
Remark: Factor = Cable loss + Antenna factor + Attenuator – Preamplifier; Level = Reading + Factor; Margin = Level-Limit.						

The results shown in this test report refer only to the sample(s) tested unless otherwise stated and the sample(s) are retained for 30 days only. The document is issued by HUAK, this document cannot be reproduced except in full with our prior written permission. The more details and the authenticity of the report will be confirmed at http://www.cer-mark.com.

Operation Mode: 802.11 n/HT40 Mode with 5.6G TX CH Low

Horizontal

Frequency (MHz)	Meter Reading (dBμV)	Factor (dB)	Emission Level (dBμV/m)	Limits (dBμV/m)	Margin (dB)	Detector Type
5470	54.77	-2.49	52.28	74	-21.72	peak
5470	/	-2.49	/	54	/	AVG
Remark: Factor = Cable loss + Antenna factor + Attenuator – Preamplifier; Level = Reading + Factor; Margin = Level-Limit.						

Vertical:

Frequency (MHz)	Meter Reading (dBμV)	Factor (dB)	Emission Level (dBμV/m)	Limits (dBμV/m)	Margin (dB)	Detector Type
5470	51.64	-2.49	49.15	74	-24.85	peak
5470	/	-2.49	/	54	/	AVG
Remark: Factor = Cable loss + Antenna factor + Attenuator – Preamplifier; Level = Reading + Factor; Margin = Level-Limit.						

The results shown in this test report refer only to the sample(s) tested unless otherwise stated and the sample(s) are retained for 30 days only. The document is issued by HUAK, this document cannot be reproduced except in full with our prior written permission. The more details and the authenticity of the report will be confirmed at http://www.cer-mark.com.

Operation Mode: 802.11ac/HT20 Mode with 5.6G TX CH Low

Horizontal

Frequency	Meter Reading	Factor	Emission Level	Limits	Margin	Detector Type
(MHz)	(dBμV)	(dB)	(dBμV/m)	(dBμV/m)	(dB)	
5470	53.48	-2.49	50.99	74	-23.01	peak
5470	/	-2.49	/	54	/	AVG
Remark: Factor = Cable loss + Antenna factor + Attenuator – Preamplifier; Level = Reading + Factor; Margin = Level-Limit.						

Vertical:

Frequency	Meter Reading	Factor	Emission Level	Limits	Margin	Detector Type
(MHz)	(dBμV)	(dB)	(dBμV/m)	(dBμV/m)	(dB)	
5470	51.97	-2.49	49.48	74	-24.52	peak
5470	/	-2.49	/	54	/	AVG
Remark: Factor = Cable loss + Antenna factor + Attenuator – Preamplifier; Level = Reading + Factor; Margin = Level-Limit.						

The results shown in this test report refer only to the sample(s) tested unless otherwise stated and the sample(s) are retained for 30 days only. The document is issued by HUAK, this document cannot be reproduced except in full with our prior written permission. The more details and the authenticity of the report will be confirmed at http://www.cer-mark.com.

Operation Mode: 802.11ac/HT40 Mode with 5.6G TX CH Low

Horizontal

Frequency (MHz)	Meter Reading (dBμV)	Factor (dB)	Emission Level (dBμV/m)	Limits (dBμV/m)	Margin (dB)	Detector Type
5470	54.33	-2.49	51.84	74	-22.16	peak
5470	/	-2.49	/	54	/	AVG
Remark: Factor = Cable loss + Antenna factor + Attenuator – Preamplifier; Level = Reading + Factor; Margin = Level-Limit.						

Vertical:

Frequency (MHz)	Meter Reading (dBμV)	Factor (dB)	Emission Level (dBμV/m)	Limits (dBμV/m)	Margin (dB)	Detector Type
5470	52.48	-2.49	49.99	74	-24.01	peak
5470	/	-2.49	/	54	/	AVG
Remark: Factor = Cable loss + Antenna factor + Attenuator – Preamplifier; Level = Reading + Factor; Margin = Level-Limit.						

The results shown in this test report refer only to the sample(s) tested unless otherwise stated and the sample(s) are retained for 30 days only. The document is issued by HUAK, this document cannot be reproduced except in full with our prior written permission. The more details and the authenticity of the report will be confirmed at http://www.cer-mark.com.

Operation Mode: 802.11ac/HT80 Mode with 5.6G TX CH Low

Horizontal

Frequency (MHz)	Meter Reading (dBμV)	Factor (dB)	Emission Level (dBμV/m)	Limits (dBμV/m)	Margin (dB)	Detector Type
5610	53.89	-2.49	51.4	74	-22.6	peak
5610	/	-2.49	/	54	/	AVG
Remark: Factor = Cable loss + Antenna factor + Attenuator – Preamplifier; Level = Reading + Factor; Margin = Level-Limit.						

Vertical:

Frequency (MHz)	Meter Reading (dBμV)	Factor (dB)	Emission Level (dBμV/m)	Limits (dBμV/m)	Margin (dB)	Detector Type
5610	52.07	-2.49	49.58	74	-24.42	peak
5610	/	-2.49	/	54	/	AVG
Remark: Factor = Cable loss + Antenna factor + Attenuator – Preamplifier; Level = Reading + Factor; Margin = Level-Limit.						

The results shown in this test report refer only to the sample(s) tested unless otherwise stated and the sample(s) are retained for 30 days only. The document is issued by HUAK, this document cannot be reproduced except in full with our prior written permission. The more details and the authenticity of the report will be confirmed at http://www.cer-mark.com.

Operation Mode: 802.11ac/HT160 Mode with 5.6G TX CH Low

Horizontal

Frequency (MHz)	Meter Reading (dBμV)	Factor (dB)	Emission Level (dBμV/m)	Limits (dBμV/m)	Margin (dB)	Detector Type
5570	54.26	-2.49	51.77	74	-22.23	peak
5570	/	-2.49	/	54	/	AVG
Remark: Factor = Cable loss + Antenna factor + Attenuator – Preamplifier; Level = Reading + Factor; Margin = Level-Limit.						

Vertical:

Frequency (MHz)	Meter Reading (dBμV)	Factor (dB)	Emission Level (dBμV/m)	Limits (dBμV/m)	Margin (dB)	Detector Type
5570	51.69	-2.49	49.2	74	-24.8	peak
5570	/	-2.49	/	54	/	AVG
Remark: Factor = Cable loss + Antenna factor + Attenuator – Preamplifier; Level = Reading + Factor; Margin = Level-Limit.						

The results shown in this test report refer only to the sample(s) tested unless otherwise stated and the sample(s) are retained for 30 days only. The document is issued by HUAK, this document cannot be reproduced except in full with our prior written permission. The more details and the authenticity of the report will be confirmed at http://www.cer-mark.com.

Operation Mode: 802.11ax/HE20 Mode with 5.6G TX CH Low

Horizontal

Frequency	Meter Reading	Factor	Emission Level	Limits	Margin	Detector Type
(MHz)	(dBμV)	(dB)	(dBμV/m)	(dBμV/m)	(dB)	
5470	54.62	-2.49	52.13	74	-21.87	peak
5470	/	-2.49	/	54	/	AVG
Remark: Factor = Cable loss + Antenna factor + Attenuator – Preamplifier; Level = Reading + Factor; Margin = Level-Limit.						

Vertical:

Frequency	Meter Reading	Factor	Emission Level	Limits	Margin	Detector Type
(MHz)	(dBμV)	(dB)	(dBμV/m)	(dBμV/m)	(dB)	
5470	52.78	-2.49	50.29	74	-23.71	peak
5470	/	-2.49	/	54	/	AVG
Remark: Factor = Cable loss + Antenna factor + Attenuator – Preamplifier; Level = Reading + Factor; Margin = Level-Limit.						

The results shown in this test report refer only to the sample(s) tested unless otherwise stated and the sample(s) are retained for 30 days only. The document is issued by HUAK, this document cannot be reproduced except in full with our prior written permission. The more details and the authenticity of the report will be confirmed at http://www.cer-mark.com.

Operation Mode: 802.11ax/HE40 Mode with 5.6G TX CH Low

Horizontal

Frequency (MHz)	Meter Reading (dBμV)	Factor (dB)	Emission Level (dBμV/m)	Limits (dBμV/m)	Margin (dB)	Detector Type
5470	53.49	-2.49	51	74	-23	peak
5470	/	-2.49	/	54	/	AVG
Remark: Factor = Cable loss + Antenna factor + Attenuator – Preamplifier; Level = Reading + Factor; Margin = Level-Limit.						

Vertical:

Frequency (MHz)	Meter Reading (dBμV)	Factor (dB)	Emission Level (dBμV/m)	Limits (dBμV/m)	Margin (dB)	Detector Type
5470	51.89	-2.49	49.4	74	-24.6	peak
5470	/	-2.49	/	54	/	AVG
Remark: Factor = Cable loss + Antenna factor + Attenuator – Preamplifier; Level = Reading + Factor; Margin = Level-Limit.						

The results shown in this test report refer only to the sample(s) tested unless otherwise stated and the sample(s) are retained for 30 days only. The document is issued by HUAK, this document cannot be reproduced except in full with our prior written permission. The more details and the authenticity of the report will be confirmed at http://www.cer-mark.com.

Operation Mode: 802.11ax/HE80 Mode with 5.6G TX CH Low

Horizontal

Frequency (MHz)	Meter Reading (dBμV)	Factor (dB)	Emission Level (dBμV/m)	Limits (dBμV/m)	Margin (dB)	Detector Type
5610	54.22	-2.49	51.73	74	-22.27	peak
5610	/	-2.49	/	54	/	AVG
Remark: Factor = Cable loss + Antenna factor + Attenuator – Preamplifier; Level = Reading + Factor; Margin = Level-Limit.						

Vertical:

Frequency (MHz)	Meter Reading (dBμV)	Factor (dB)	Emission Level (dBμV/m)	Limits (dBμV/m)	Margin (dB)	Detector Type
5610	52.74	-2.49	50.25	74	-23.75	peak
5610	/	-2.49	/	54	/	AVG
Remark: Factor = Cable loss + Antenna factor + Attenuator – Preamplifier; Level = Reading + Factor; Margin = Level-Limit.						

The results shown in this test report refer only to the sample(s) tested unless otherwise stated and the sample(s) are retained for 30 days only. The document is issued by HUAK, this document cannot be reproduced except in full with our prior written permission. The more details and the authenticity of the report will be confirmed at http://www.cer-mark.com.

Operation Mode: 802.11ax/HE160 Mode with 5.6G TX CH Low

Horizontal

Frequency (MHz)	Meter Reading (dBμV)	Factor (dB)	Emission Level (dBμV/m)	Limits (dBμV/m)	Margin (dB)	Detector Type
5570	55.28	-2.49	52.79	74	-21.21	peak
5570	/	-2.49	/	54	/	AVG
Remark: Factor = Cable loss + Antenna factor + Attenuator – Preamplifier; Level = Reading + Factor; Margin = Level-Limit.						

Vertical:

Frequency (MHz)	Meter Reading (dBμV)	Factor (dB)	Emission Level (dBμV/m)	Limits (dBμV/m)	Margin (dB)	Detector Type
5570	54.69	-2.49	52.2	74	-21.8	peak
5570	/	-2.49	/	54	/	AVG
Remark: Factor = Cable loss + Antenna factor + Attenuator – Preamplifier; Level = Reading + Factor; Margin = Level-Limit.						

The results shown in this test report refer only to the sample(s) tested unless otherwise stated and the sample(s) are retained for 30 days only. The document is issued by HUAK, this document cannot be reproduced except in full with our prior written permission. The more details and the authenticity of the report will be confirmed at http://www.cer-mark.com.

ANT 2

Operation Mode: 802.11a Mode with 5.2G TX CH High

Horizontal:

Frequency	Meter Reading	Factor	Emission Level	Limits	Margin	Detector Type
(MHz)	(dBμV)	(dB)	(dBμV/m)	(dBμV/m)	(dB)	
5350	54.19	-2.11	52.08	74	-21.92	peak
5350	/	-2.11	/	54	/	AVG
Remark: Factor = Cable loss + Antenna factor + Attenuator – Preamplifier; Level = Reading + Factor; Margin = Level-Limit.						

Vertical:

Frequency	Meter Reading	Factor	Emission Level	Limits	Margin	Detector Type
(MHz)	(dBμV)	(dB)	(dBμV/m)	(dBμV/m)	(dB)	
5350	52.36	-2.11	50.25	74	-23.75	peak
5350	/	-2.11	/	54	/	AVG
Remark: Factor = Cable loss + Antenna factor + Attenuator – Preamplifier; Level = Reading + Factor; Margin = Level-Limit.						

The results shown in this test report refer only to the sample(s) tested unless otherwise stated and the sample(s) are retained for 30 days only. The document is issued by HUAK, this document cannot be reproduced except in full with our prior written permission. The more details and the authenticity of the report will be confirmed at http://www.cer-mark.com.

Operation Mode: 802.11n/HT20 Mode with 5.2G TX CH High

Horizontal

Frequency (MHz)	Meter Reading (dBμV)	Factor (dB)	Emission Level (dBμV/m)	Limits (dBμV/m)	Margin (dB)	Detector Type
5350	54.17	-2.11	52.06	74	-21.94	peak
5350	/	-2.11	/	54	/	AVG
Remark: Factor = Cable loss + Antenna factor + Attenuator – Preamplifier; Level = Reading + Factor; Margin = Level-Limit.						

Vertical:

Frequency (MHz)	Meter Reading (dBμV)	Factor (dB)	Emission Level (dBμV/m)	Limits (dBμV/m)	Margin (dB)	Detector Type
5350	51.86	-2.11	49.75	74	-24.25	peak
5350	/	-2.11	/	54	/	AVG
Remark: Factor = Cable loss + Antenna factor + Attenuator – Preamplifier; Level = Reading + Factor; Margin = Level-Limit.						

The results shown in this test report refer only to the sample(s) tested unless otherwise stated and the sample(s) are retained for 30 days only. The document is issued by HUAK, this document cannot be reproduced except in full with our prior written permission. The more details and the authenticity of the report will be confirmed at http://www.cer-mark.com.

Operation Mode: 802.11 n/HT40 Mode with 5.2G TX CH High

Horizontal:

Frequency	Meter Reading	Factor	Emission Level	Limits	Margin	Detector Type
(MHz)	(dBμV)	(dB)	(dBμV/m)	(dBμV/m)	(dB)	
5350	53.17	-2.11	51.06	74	-22.94	peak
5350	/	-2.11	/	54	/	AVG
Remark: Factor = Cable loss + Antenna factor + Attenuator – Preamplifier; Level = Reading + Factor; Margin = Level-Limit.						

Vertical:

Frequency	Meter Reading	Factor	Emission Level	Limits	Margin	Detector Type
(MHz)	(dBμV)	(dB)	(dBμV/m)	(dBμV/m)	(dB)	
5350	51.73	-2.11	49.62	74	-24.38	peak
5350	/	-2.11	/	54	/	AVG
Remark: Factor = Cable loss + Antenna factor + Attenuator – Preamplifier; Level = Reading + Factor; Margin = Level-Limit.						

The results shown in this test report refer only to the sample(s) tested unless otherwise stated and the sample(s) are retained for 30 days only. The document is issued by HUAK, this document cannot be reproduced except in full with our prior written permission. The more details and the authenticity of the report will be confirmed at http://www.cer-mark.com.

Operation Mode: 802.11 ac/HT20 Mode with 5.2G TX CH High

Horizontal:

Frequency	Meter Reading	Factor	Emission Level	Limits	Margin	Detector Type
(MHz)	(dBμV)	(dB)	(dBμV/m)	(dBμV/m)	(dB)	
5350	53.18	-2.11	51.07	74	-22.93	peak
5350	/	-2.11	/	54	/	AVG
Remark: Factor = Cable loss + Antenna factor + Attenuator – Preamplifier; Level = Reading + Factor; Margin = Level-Limit.						

Vertical:

Frequency	Meter Reading	Factor	Emission Level	Limits	Margin	Detector Type
(MHz)	(dBμV)	(dB)	(dBμV/m)	(dBμV/m)	(dB)	
5350	51.74	-2.11	49.63	74	-24.37	peak
5350	/	-2.11	/	54	/	AVG
Remark: Factor = Cable loss + Antenna factor + Attenuator – Preamplifier; Level = Reading + Factor; Margin = Level-Limit.						

The results shown in this test report refer only to the sample(s) tested unless otherwise stated and the sample(s) are retained for 30 days only. The document is issued by HUAK, this document cannot be reproduced except in full with our prior written permission. The more details and the authenticity of the report will be confirmed at http://www.cer-mark.com.

Operation Mode: 802.11 ac/HT40 Mode with 5.2G TX CH High

Horizontal:

Frequency	Meter Reading	Factor	Emission Level	Limits	Margin	Detector Type
(MHz)	(dBμV)	(dB)	(dBμV/m)	(dBμV/m)	(dB)	
5350	55.02	-2.11	52.91	74	-21.09	peak
5350	/	-2.11	/	54	/	AVG
Remark: Factor = Cable loss + Antenna factor + Attenuator – Preamplifier; Level = Reading + Factor; Margin = Level-Limit.						

Vertical:

Frequency	Meter Reading	Factor	Emission Level	Limits	Margin	Detector Type
(MHz)	(dBμV)	(dB)	(dBμV/m)	(dBμV/m)	(dB)	
5350	53.47	-2.11	51.36	74	-22.64	peak
5350	/	-2.11	/	54	/	AVG
Remark: Factor = Cable loss + Antenna factor + Attenuator – Preamplifier; Level = Reading + Factor; Margin = Level-Limit.						

The results shown in this test report refer only to the sample(s) tested unless otherwise stated and the sample(s) are retained for 30 days only. The document is issued by HUAK, this document cannot be reproduced except in full with our prior written permission. The more details and the authenticity of the report will be confirmed at http://www.cer-mark.com.

Operation Mode: 802.11 ac/HT80 Mode with 5.2G TX CH High

Horizontal:

Frequency	Meter Reading	Factor	Emission Level	Limits	Margin	Detector Type
(MHz)	(dBμV)	(dB)	(dBμV/m)	(dBμV/m)	(dB)	
5350	53.18	-2.11	51.07	74	-22.93	peak
5350	/	-2.11	/	54	/	AVG
Remark: Factor = Cable loss + Antenna factor + Attenuator – Preamplifier; Level = Reading + Factor; Margin = Level-Limit.						

Vertical:

Frequency	Meter Reading	Factor	Emission Level	Limits	Margin	Detector Type
(MHz)	(dBμV)	(dB)	(dBμV/m)	(dBμV/m)	(dB)	
5350	51.72	-2.11	49.61	74	-24.39	peak
5350	/	-2.11	/	54	/	AVG
Remark: Factor = Cable loss + Antenna factor + Attenuator – Preamplifier; Level = Reading + Factor; Margin = Level-Limit.						

The results shown in this test report refer only to the sample(s) tested unless otherwise stated and the sample(s) are retained for 30 days only. The document is issued by HUAK, this document cannot be reproduced except in full with our prior written permission. The more details and the authenticity of the report will be confirmed at http://www.cer-mark.com.

Operation Mode: 802.11 ax/HE20 Mode with 5.2G TX CH High

Horizontal:

Frequency (MHz)	Meter Reading (dBμV)	Factor (dB)	Emission Level (dBμV/m)	Limits (dBμV/m)	Margin (dB)	Detector Type
5350	53.09	-2.11	50.98	74	-23.02	peak
5350	/	-2.11	/	54	/	AVG
Remark: Factor = Cable loss + Antenna factor + Attenuator – Preamplifier; Level = Reading + Factor; Margin = Level-Limit.						

Vertical:

Frequency (MHz)	Meter Reading (dBμV)	Factor (dB)	Emission Level (dBμV/m)	Limits (dBμV/m)	Margin (dB)	Detector Type
5350	51.42	-2.11	49.31	74	-24.69	peak
5350	/	-2.11	/	54	/	AVG
Remark: Factor = Cable loss + Antenna factor + Attenuator – Preamplifier; Level = Reading + Factor; Margin = Level-Limit.						

The results shown in this test report refer only to the sample(s) tested unless otherwise stated and the sample(s) are retained for 30 days only. The document is issued by HUAK, this document cannot be reproduced except in full with our prior written permission. The more details and the authenticity of the report will be confirmed at http://www.cer-mark.com.

Operation Mode: 802.11 ax/HE40 Mode with 5.2G TX CH High

Horizontal:

Frequency	Meter Reading	Factor	Emission Level	Limits	Margin	Detector Type
(MHz)	(dBμV)	(dB)	(dBμV/m)	(dBμV/m)	(dB)	
5350	54.23	-2.11	52.12	74	-21.88	peak
5350	/	-2.11	/	54	/	AVG
Remark: Factor = Cable loss + Antenna factor + Attenuator – Preamplifier; Level = Reading + Factor; Margin = Level-Limit.						

Vertical:

Frequency	Meter Reading	Factor	Emission Level	Limits	Margin	Detector Type
(MHz)	(dBμV)	(dB)	(dBμV/m)	(dBμV/m)	(dB)	
5350	51.76	-2.11	49.65	74	-24.35	peak
5350	/	-2.11	/	54	/	AVG
Remark: Factor = Cable loss + Antenna factor + Attenuator – Preamplifier; Level = Reading + Factor; Margin = Level-Limit.						

The results shown in this test report refer only to the sample(s) tested unless otherwise stated and the sample(s) are retained for 30 days only. The document is issued by HUAK, this document cannot be reproduced except in full with our prior written permission. The more details and the authenticity of the report will be confirmed at http://www.cer-mark.com.

Operation Mode: 802.11 ax/HE80 Mode with 5.2G TX CH High

Horizontal:

Frequency	Meter Reading	Factor	Emission Level	Limits	Margin	Detector Type
(MHz)	(dBμV)	(dB)	(dBμV/m)	(dBμV/m)	(dB)	
5350	53.69	-2.11	51.58	74	-22.42	peak
5350	/	-2.11	/	54	/	AVG
Remark: Factor = Cable loss + Antenna factor + Attenuator – Preamplifier; Level = Reading + Factor; Margin = Level-Limit.						

Vertical:

Frequency	Meter Reading	Factor	Emission Level	Limits	Margin	Detector Type
(MHz)	(dBμV)	(dB)	(dBμV/m)	(dBμV/m)	(dB)	
5350	51.42	-2.11	49.31	74	-24.69	peak
5350	/	-2.11	/	54	/	AVG
Remark: Factor = Cable loss + Antenna factor + Attenuator – Preamplifier; Level = Reading + Factor; Margin = Level-Limit.						

The results shown in this test report refer only to the sample(s) tested unless otherwise stated and the sample(s) are retained for 30 days only. The document is issued by HUAK, this document cannot be reproduced except in full with our prior written permission. The more details and the authenticity of the report will be confirmed at http://www.cer-mark.com.

Operation Mode: 802.11a Mode with 5.3G TX CH High

Horizontal

Frequency (MHz)	Meter Reading (dBμV)	Factor (dB)	Emission Level (dBμV/m)	Limits (dBμV/m)	Margin (dB)	Detector Type
5350	55.23	-2.49	52.74	74	-21.26	peak
5350	/	-2.49	/	54	/	AVG
Remark: Factor = Cable loss + Antenna factor + Attenuator – Preamplifier; Level = Reading + Factor; Margin = Level-Limit.						

Vertical:

Frequency (MHz)	Meter Reading (dBμV)	Factor (dB)	Emission Level (dBμV/m)	Limits (dBμV/m)	Margin (dB)	Detector Type
5350	53.18	-2.49	50.69	74	-23.31	peak
5350	/	-2.49	/	54	/	AVG
Remark: Factor = Cable loss + Antenna factor + Attenuator – Preamplifier; Level = Reading + Factor; Margin = Level-Limit.						

The results shown in this test report refer only to the sample(s) tested unless otherwise stated and the sample(s) are retained for 30 days only. The document is issued by HUAK, this document cannot be reproduced except in full with our prior written permission. The more details and the authenticity of the report will be confirmed at http://www.cer-mark.com.

Operation Mode: 802.11n/HT20 Mode with 5.3G TX CH High

Horizontal

Frequency (MHz)	Meter Reading (dBμV)	Factor (dB)	Emission Level (dBμV/m)	Limits (dBμV/m)	Margin (dB)	Detector Type
5350	54.29	-2.49	51.8	74	-22.2	peak
5350	/	-2.49	/	54	/	AVG
Remark: Factor = Cable loss + Antenna factor + Attenuator – Preamplifier; Level = Reading + Factor; Margin = Level-Limit.						

Vertical

Frequency (MHz)	Meter Reading (dBμV)	Factor (dB)	Emission Level (dBμV/m)	Limits (dBμV/m)	Margin (dB)	Detector Type
5350	52.88	-2.49	50.39	74	-23.61	peak
5350	/	-2.49	/	54	/	AVG
Remark: Factor = Cable loss + Antenna factor + Attenuator – Preamplifier; Level = Reading + Factor; Margin = Level-Limit.						

The results shown in this test report refer only to the sample(s) tested unless otherwise stated and the sample(s) are retained for 30 days only. The document is issued by HUAK, this document cannot be reproduced except in full with our prior written permission. The more details and the authenticity of the report will be confirmed at http://www.cer-mark.com.

Operation Mode: 802.11n/HT40 Mode with 5.3G TX CH High

Horizontal

Frequency (MHz)	Meter Reading (dBμV)	Factor (dB)	Emission Level (dBμV/m)	Limits (dBμV/m)	Margin (dB)	Detector Type
5150	53.47	-2.49	50.98	74	-23.02	peak
5150	/	-2.49	/	54	/	AVG
Remark: Factor = Cable loss + Antenna factor + Attenuator – Preamplifier; Level = Reading + Factor; Margin = Level-Limit.						

Vertical:

Frequency (MHz)	Meter Reading (dBμV)	Factor (dB)	Emission Level (dBμV/m)	Limits (dBμV/m)	Margin (dB)	Detector Type
5350	52.31	-2.49	49.82	74	-24.18	peak
5350	/	-2.49	/	54	/	AVG
Remark: Factor = Cable loss + Antenna factor + Attenuator – Preamplifier; Level = Reading + Factor; Margin = Level-Limit.						

The results shown in this test report refer only to the sample(s) tested unless otherwise stated and the sample(s) are retained for 30 days only. The document is issued by HUAK, this document cannot be reproduced except in full with our prior written permission. The more details and the authenticity of the report will be confirmed at http://www.cer-mark.com.

Operation Mode: 802.11ac/HT20 Mode with 5.3G TX CH High

Horizontal

Frequency (MHz)	Meter Reading (dBμV)	Factor (dB)	Emission Level (dBμV/m)	Limits (dBμV/m)	Margin (dB)	Detector Type
5350	54.17	-2.49	51.68	74	-22.32	peak
5350	/	-2.49	/	54	/	AVG
Remark: Factor = Cable loss + Antenna factor + Attenuator – Preamplifier; Level = Reading + Factor; Margin = Level-Limit.						

Vertical

Frequency (MHz)	Meter Reading (dBμV)	Factor (dB)	Emission Level (dBμV/m)	Limits (dBμV/m)	Margin (dB)	Detector Type
5350	51.96	-2.49	49.47	74	-24.53	peak
5350	/	-2.49	/	54	/	AVG
Remark: Factor = Cable loss + Antenna factor + Attenuator – Preamplifier; Level = Reading + Factor; Margin = Level-Limit.						

The results shown in this test report refer only to the sample(s) tested unless otherwise stated and the sample(s) are retained for 30 days only. The document is issued by HUAK, this document cannot be reproduced except in full with our prior written permission. The more details and the authenticity of the report will be confirmed at http://www.cer-mark.com.

Operation Mode: 802.11ac/HT40 Mode with 5.3G TX CH High

Horizontal

Frequency (MHz)	Meter Reading (dBμV)	Factor (dB)	Emission Level (dBμV/m)	Limits (dBμV/m)	Margin (dB)	Detector Type
5150	53.29	-2.49	50.8	74	-23.2	peak
5150	/	-2.49	/	54	/	AVG
Remark: Factor = Cable loss + Antenna factor + Attenuator – Preamplifier; Level = Reading + Factor; Margin = Level-Limit.						

Vertical:

Frequency (MHz)	Meter Reading (dBμV)	Factor (dB)	Emission Level (dBμV/m)	Limits (dBμV/m)	Margin (dB)	Detector Type
5350	52.84	-2.49	50.35	74	-23.65	peak
5350	/	-2.49	/	54	/	AVG
Remark: Factor = Cable loss + Antenna factor + Attenuator – Preamplifier; Level = Reading + Factor; Margin = Level-Limit.						

The results shown in this test report refer only to the sample(s) tested unless otherwise stated and the sample(s) are retained for 30 days only. The document is issued by HUAK, this document cannot be reproduced except in full with our prior written permission. The more details and the authenticity of the report will be confirmed at http://www.cer-mark.com.

Operation Mode: 802.11ac/HT80 Mode with 5.3G TX CH High

Horizontal

Frequency (MHz)	Meter Reading (dBμV)	Factor (dB)	Emission Level (dBμV/m)	Limits (dBμV/m)	Margin (dB)	Detector Type
5290	54.69	-2.49	52.2	74	-21.8	peak
5290	/	-2.49	/	54	/	AVG
Remark: Factor = Cable loss + Antenna factor + Attenuator – Preamplifier; Level = Reading + Factor; Margin = Level-Limit.						

Vertical:

Frequency (MHz)	Meter Reading (dBμV)	Factor (dB)	Emission Level (dBμV/m)	Limits (dBμV/m)	Margin (dB)	Detector Type
5290	53.17	-2.49	50.68	74	-23.32	peak
5290	/	-2.49	/	54	/	AVG
Remark: Factor = Cable loss + Antenna factor + Attenuator – Preamplifier; Level = Reading + Factor; Margin = Level-Limit.						

The results shown in this test report refer only to the sample(s) tested unless otherwise stated and the sample(s) are retained for 30 days only. The document is issued by HUAK, this document cannot be reproduced except in full with our prior written permission. The more details and the authenticity of the report will be confirmed at http://www.cer-mark.com.

Operation Mode: 802.11ac/HT160 Mode with 5.3G TX CH High

Horizontal

Frequency (MHz)	Meter Reading (dBμV)	Factor (dB)	Emission Level (dBμV/m)	Limits (dBμV/m)	Margin (dB)	Detector Type
5250	54.31	-2.49	51.82	74	-22.18	peak
5250	/	-2.49	/	54	/	AVG
Remark: Factor = Cable loss + Antenna factor + Attenuator – Preamplifier; Level = Reading + Factor; Margin = Level-Limit.						

Vertical:

Frequency (MHz)	Meter Reading (dBμV)	Factor (dB)	Emission Level (dBμV/m)	Limits (dBμV/m)	Margin (dB)	Detector Type
5250	52.33	-2.49	49.84	74	-24.16	peak
5250	/	-2.49	/	54	/	AVG
Remark: Factor = Cable loss + Antenna factor + Attenuator – Preamplifier; Level = Reading + Factor; Margin = Level-Limit.						

The results shown in this test report refer only to the sample(s) tested unless otherwise stated and the sample(s) are retained for 30 days only. The document is issued by HUAK, this document cannot be reproduced except in full with our prior written permission. The more details and the authenticity of the report will be confirmed at http://www.cer-mark.com.

Operation Mode: 802.11ax/HE20 Mode with 5.3G TX CH High

Horizontal

Frequency (MHz)	Meter Reading (dBμV)	Factor (dB)	Emission Level (dBμV/m)	Limits (dBμV/m)	Margin (dB)	Detector Type
5350	54.88	-2.49	52.39	74	-21.61	peak
5350	/	-2.49	/	54	/	AVG
Remark: Factor = Cable loss + Antenna factor + Attenuator – Preamplifier; Level = Reading + Factor; Margin = Level-Limit.						

Vertical

Frequency (MHz)	Meter Reading (dBμV)	Factor (dB)	Emission Level (dBμV/m)	Limits (dBμV/m)	Margin (dB)	Detector Type
5350	52.73	-2.49	50.24	74	-23.76	peak
5350	/	-2.49	/	54	/	AVG
Remark: Factor = Cable loss + Antenna factor + Attenuator – Preamplifier; Level = Reading + Factor; Margin = Level-Limit.						

The results shown in this test report refer only to the sample(s) tested unless otherwise stated and the sample(s) are retained for 30 days only. The document is issued by HUAK, this document cannot be reproduced except in full with our prior written permission. The more details and the authenticity of the report will be confirmed at http://www.cer-mark.com.

Operation Mode: 802.11ax/HE40 Mode with 5.3G TX CH High

Horizontal

Frequency (MHz)	Meter Reading (dBμV)	Factor (dB)	Emission Level (dBμV/m)	Limits (dBμV/m)	Margin (dB)	Detector Type
5150	53.78	-2.49	51.29	74	-22.71	peak
5150	/	-2.49	/	54	/	AVG
Remark: Factor = Cable loss + Antenna factor + Attenuator – Preamplifier; Level = Reading + Factor; Margin = Level-Limit.						

Vertical:

Frequency (MHz)	Meter Reading (dBμV)	Factor (dB)	Emission Level (dBμV/m)	Limits (dBμV/m)	Margin (dB)	Detector Type
5350	52.04	-2.49	49.55	74	-24.45	peak
5350	/	-2.49	/	54	/	AVG
Remark: Factor = Cable loss + Antenna factor + Attenuator – Preamplifier; Level = Reading + Factor; Margin = Level-Limit.						

The results shown in this test report refer only to the sample(s) tested unless otherwise stated and the sample(s) are retained for 30 days only. The document is issued by HUAK, this document cannot be reproduced except in full with our prior written permission. The more details and the authenticity of the report will be confirmed at http://www.cer-mark.com.

Operation Mode: 802.11ax/HE80 Mode with 5.3G TX CH High

Horizontal

Frequency (MHz)	Meter Reading (dBμV)	Factor (dB)	Emission Level (dBμV/m)	Limits (dBμV/m)	Margin (dB)	Detector Type
5290	53.74	-2.49	51.25	74	-22.75	peak
5290	/	-2.49	/	54	/	AVG
Remark: Factor = Cable loss + Antenna factor + Attenuator – Preamplifier; Level = Reading + Factor; Margin = Level-Limit.						

Vertical:

Frequency (MHz)	Meter Reading (dBμV)	Factor (dB)	Emission Level (dBμV/m)	Limits (dBμV/m)	Margin (dB)	Detector Type
5290	51.63	-2.49	49.14	74	-24.86	peak
5290	/	-2.49	/	54	/	AVG
Remark: Factor = Cable loss + Antenna factor + Attenuator – Preamplifier; Level = Reading + Factor; Margin = Level-Limit.						

The results shown in this test report refer only to the sample(s) tested unless otherwise stated and the sample(s) are retained for 30 days only. The document is issued by HUAK, this document cannot be reproduced except in full with our prior written permission. The more details and the authenticity of the report will be confirmed at http://www.cer-mark.com.

Operation Mode: 802.11ax/HE160 Mode with 5.3G TX CH High

Horizontal

Frequency (MHz)	Meter Reading (dBμV)	Factor (dB)	Emission Level (dBμV/m)	Limits (dBμV/m)	Margin (dB)	Detector Type
5250	54.72	-2.49	52.23	74	-21.77	peak
5250	/	-2.49	/	54	/	AVG
Remark: Factor = Cable loss + Antenna factor + Attenuator – Preamplifier; Level = Reading + Factor; Margin = Level-Limit.						

Vertical:

Frequency (MHz)	Meter Reading (dBμV)	Factor (dB)	Emission Level (dBμV/m)	Limits (dBμV/m)	Margin (dB)	Detector Type
5250	52.11	-2.49	49.62	74	-24.38	peak
5250	/	-2.49	/	54	/	AVG
Remark: Factor = Cable loss + Antenna factor + Attenuator – Preamplifier; Level = Reading + Factor; Margin = Level-Limit.						

The results shown in this test report refer only to the sample(s) tested unless otherwise stated and the sample(s) are retained for 30 days only. The document is issued by HUAK, this document cannot be reproduced except in full with our prior written permission. The more details and the authenticity of the report will be confirmed at http://www.cer-mark.com.

Operation Mode: 802.11a Mode with 5.6G TX CH Low

Horizontal

Frequency (MHz)	Meter Reading (dBμV)	Factor (dB)	Emission Level (dBμV/m)	Limits (dBμV/m)	Margin (dB)	Detector Type
5470	53.66	-2.49	51.17	74	-22.83	peak
5470	/	-2.49	/	54	/	AVG
Remark: Factor = Cable loss + Antenna factor + Attenuator – Preamplifier; Level = Reading + Factor; Margin = Level-Limit.						

Vertical:

Frequency (MHz)	Meter Reading (dBμV)	Factor (dB)	Emission Level (dBμV/m)	Limits (dBμV/m)	Margin (dB)	Detector Type
5470	51.91	-2.49	49.42	74	-24.58	peak
5470	/	-2.49	/	54	/	AVG
Remark: Factor = Cable loss + Antenna factor + Attenuator – Preamplifier; Level = Reading + Factor; Margin = Level-Limit.						

The results shown in this test report refer only to the sample(s) tested unless otherwise stated and the sample(s) are retained for 30 days only. The document is issued by HUAK, this document cannot be reproduced except in full with our prior written permission. The more details and the authenticity of the report will be confirmed at http://www.cer-mark.com.

Operation Mode: 802.11n/HT20 Mode with 5.6G TX CH Low

Horizontal

Frequency (MHz)	Meter Reading (dBμV)	Factor (dB)	Emission Level (dBμV/m)	Limits (dBμV/m)	Margin (dB)	Detector Type
5470	54.23	-2.49	51.74	74	-22.26	peak
5470	/	-2.49	/	54	/	AVG
Remark: Factor = Cable loss + Antenna factor + Attenuator – Preamplifier; Level = Reading + Factor; Margin = Level-Limit.						

Vertical:

Frequency (MHz)	Meter Reading (dBμV)	Factor (dB)	Emission Level (dBμV/m)	Limits (dBμV/m)	Margin (dB)	Detector Type
5470	52.91	-2.49	50.42	74	-23.58	peak
5470	/	-2.49	/	54	/	AVG
Remark: Factor = Cable loss + Antenna factor + Attenuator – Preamplifier; Level = Reading + Factor; Margin = Level-Limit.						

The results shown in this test report refer only to the sample(s) tested unless otherwise stated and the sample(s) are retained for 30 days only. The document is issued by HUAK, this document cannot be reproduced except in full with our prior written permission. The more details and the authenticity of the report will be confirmed at http://www.cer-mark.com.

Operation Mode: 802.11n/HT40 Mode with 5.6G TX CH Low

Horizontal

Frequency (MHz)	Meter Reading (dBμV)	Factor (dB)	Emission Level (dBμV/m)	Limits (dBμV/m)	Margin (dB)	Detector Type
5470	54.79	-2.49	52.3	74	-21.7	peak
5470	/	-2.49	/	54	/	AVG
Remark: Factor = Cable loss + Antenna factor + Attenuator – Preamplifier; Level = Reading + Factor; Margin = Level-Limit.						

Vertical:

Frequency (MHz)	Meter Reading (dBμV)	Factor (dB)	Emission Level (dBμV/m)	Limits (dBμV/m)	Margin (dB)	Detector Type
5470	51.78	-2.49	49.29	74	-24.71	peak
5470	/	-2.49	/	54	/	AVG
Remark: Factor = Cable loss + Antenna factor + Attenuator – Preamplifier; Level = Reading + Factor; Margin = Level-Limit.						

The results shown in this test report refer only to the sample(s) tested unless otherwise stated and the sample(s) are retained for 30 days only. The document is issued by HUAK, this document cannot be reproduced except in full with our prior written permission. The more details and the authenticity of the report will be confirmed at http://www.cer-mark.com.

Operation Mode: 802.11ac/HT20 Mode with 5.6G TX CH Low

Horizontal

Frequency	Meter Reading	Factor	Emission Level	Limits	Margin	Detector Type
(MHz)	(dBμV)	(dB)	(dBμV/m)	(dBμV/m)	(dB)	
5470	53.69	-2.49	51.2	74	-22.8	peak
5470	/	-2.49	/	54	/	AVG
Remark: Factor = Cable loss + Antenna factor + Attenuator – Preamplifier; Level = Reading + Factor; Margin = Level-Limit.						

Vertical:

Frequency	Meter Reading	Factor	Emission Level	Limits	Margin	Detector Type
(MHz)	(dBμV)	(dB)	(dBμV/m)	(dBμV/m)	(dB)	
5470	51.47	-2.49	48.98	74	-25.02	peak
5470	/	-2.49	/	54	/	AVG
Remark: Factor = Cable loss + Antenna factor + Attenuator – Preamplifier; Level = Reading + Factor; Margin = Level-Limit.						

The results shown in this test report refer only to the sample(s) tested unless otherwise stated and the sample(s) are retained for 30 days only. The document is issued by HUAK, this document cannot be reproduced except in full with our prior written permission. The more details and the authenticity of the report will be confirmed at http://www.cer-mark.com.

Operation Mode: 802.11ac/HT40 Mode with 5.6G TX CH Low

Horizontal

Frequency (MHz)	Meter Reading (dBμV)	Factor (dB)	Emission Level (dBμV/m)	Limits (dBμV/m)	Margin (dB)	Detector Type
5470	55.03	-2.49	52.54	74	-21.46	peak
5470	/	-2.49	/	54	/	AVG
Remark: Factor = Cable loss + Antenna factor + Attenuator – Preamplifier; Level = Reading + Factor; Margin = Level-Limit.						

Vertical:

Frequency (MHz)	Meter Reading (dBμV)	Factor (dB)	Emission Level (dBμV/m)	Limits (dBμV/m)	Margin (dB)	Detector Type
5470	53.47	-2.49	50.98	74	-23.02	peak
5470	/	-2.49	/	54	/	AVG
Remark: Factor = Cable loss + Antenna factor + Attenuator – Preamplifier; Level = Reading + Factor; Margin = Level-Limit.						

The results shown in this test report refer only to the sample(s) tested unless otherwise stated and the sample(s) are retained for 30 days only. The document is issued by HUAK, this document cannot be reproduced except in full with our prior written permission. The more details and the authenticity of the report will be confirmed at http://www.cer-mark.com.

Operation Mode: 802.11ac/HT80 Mode with 5.6G TX CH Low

Horizontal

Frequency (MHz)	Meter Reading (dBμV)	Factor (dB)	Emission Level (dBμV/m)	Limits (dBμV/m)	Margin (dB)	Detector Type
5610	54.78	-2.49	52.29	74	-21.71	peak
5610	/	-2.49	/	54	/	AVG
Remark: Factor = Cable loss + Antenna factor + Attenuator – Preamplifier; Level = Reading + Factor; Margin = Level-Limit.						

Vertical:

Frequency (MHz)	Meter Reading (dBμV)	Factor (dB)	Emission Level (dBμV/m)	Limits (dBμV/m)	Margin (dB)	Detector Type
5610	52.86	-2.49	50.37	74	-23.63	peak
5610	/	-2.49	/	54	/	AVG
Remark: Factor = Cable loss + Antenna factor + Attenuator – Preamplifier; Level = Reading + Factor; Margin = Level-Limit.						

The results shown in this test report refer only to the sample(s) tested unless otherwise stated and the sample(s) are retained for 30 days only. The document is issued by HUAK, this document cannot be reproduced except in full with our prior written permission. The more details and the authenticity of the report will be confirmed at http://www.cer-mark.com.

Operation Mode: 802.11ac/HT160 Mode with 5.6G TX CH Low

Horizontal

Frequency (MHz)	Meter Reading (dBμV)	Factor (dB)	Emission Level (dBμV/m)	Limits (dBμV/m)	Margin (dB)	Detector Type
5570	55.02	-2.49	52.53	74	-21.47	peak
5570	/	-2.49	/	54	/	AVG
Remark: Factor = Cable loss + Antenna factor + Attenuator – Preamplifier; Level = Reading + Factor; Margin = Level-Limit.						

Vertical:

Frequency (MHz)	Meter Reading (dBμV)	Factor (dB)	Emission Level (dBμV/m)	Limits (dBμV/m)	Margin (dB)	Detector Type
5570	53.18	-2.49	50.69	74	-23.31	peak
5570	/	-2.49	/	54	/	AVG
Remark: Factor = Cable loss + Antenna factor + Attenuator – Preamplifier; Level = Reading + Factor; Margin = Level-Limit.						

The results shown in this test report refer only to the sample(s) tested unless otherwise stated and the sample(s) are retained for 30 days only. The document is issued by HUAK, this document cannot be reproduced except in full with our prior written permission. The more details and the authenticity of the report will be confirmed at http://www.cer-mark.com.

Operation Mode: 802.11ax/HE20 Mode with 5.6G TX CH Low

Horizontal

Frequency (MHz)	Meter Reading (dBμV)	Factor (dB)	Emission Level (dBμV/m)	Limits (dBμV/m)	Margin (dB)	Detector Type
5470	53.16	-2.49	50.67	74	-23.33	peak
5470	/	-2.49	/	54	/	AVG
Remark: Factor = Cable loss + Antenna factor + Attenuator – Preamplifier; Level = Reading + Factor; Margin = Level-Limit.						

Vertical:

Frequency (MHz)	Meter Reading (dBμV)	Factor (dB)	Emission Level (dBμV/m)	Limits (dBμV/m)	Margin (dB)	Detector Type
5470	51.83	-2.49	49.34	74	-24.66	peak
5470	/	-2.49	/	54	/	AVG
Remark: Factor = Cable loss + Antenna factor + Attenuator – Preamplifier; Level = Reading + Factor; Margin = Level-Limit.						

The results shown in this test report refer only to the sample(s) tested unless otherwise stated and the sample(s) are retained for 30 days only. The document is issued by HUAK, this document cannot be reproduced except in full with our prior written permission. The more details and the authenticity of the report will be confirmed at http://www.cer-mark.com.

Operation Mode: 802.11ax/HE40 Mode with 5.6G TX CH Low

Horizontal

Frequency (MHz)	Meter Reading (dBμV)	Factor (dB)	Emission Level (dBμV/m)	Limits (dBμV/m)	Margin (dB)	Detector Type
5470	53.19	-2.49	50.7	74	-23.3	peak
5470	/	-2.49	/	54	/	AVG
Remark: Factor = Cable loss + Antenna factor + Attenuator – Preamplifier; Level = Reading + Factor; Margin = Level-Limit.						

Vertical:

Frequency (MHz)	Meter Reading (dBμV)	Factor (dB)	Emission Level (dBμV/m)	Limits (dBμV/m)	Margin (dB)	Detector Type
5470	51.87	-2.49	49.38	74	-24.62	peak
5470	/	-2.49	/	54	/	AVG
Remark: Factor = Cable loss + Antenna factor + Attenuator – Preamplifier; Level = Reading + Factor; Margin = Level-Limit.						

The results shown in this test report refer only to the sample(s) tested unless otherwise stated and the sample(s) are retained for 30 days only. The document is issued by HUAK, this document cannot be reproduced except in full with our prior written permission. The more details and the authenticity of the report will be confirmed at http://www.cer-mark.com.

Operation Mode: 802.11ax/HE80 Mode with 5.6G TX CH Low

Horizontal

Frequency (MHz)	Meter Reading (dBμV)	Factor (dB)	Emission Level (dBμV/m)	Limits (dBμV/m)	Margin (dB)	Detector Type
5610	55.27	-2.49	52.78	74	-21.22	peak
5610	/	-2.49	/	54	/	AVG
Remark: Factor = Cable loss + Antenna factor + Attenuator – Preamplifier; Level = Reading + Factor; Margin = Level-Limit.						

Vertical:

Frequency (MHz)	Meter Reading (dBμV)	Factor (dB)	Emission Level (dBμV/m)	Limits (dBμV/m)	Margin (dB)	Detector Type
5610	53.67	-2.49	51.18	74	-22.82	peak
5610	/	-2.49	/	54	/	AVG
Remark: Factor = Cable loss + Antenna factor + Attenuator – Preamplifier; Level = Reading + Factor; Margin = Level-Limit.						

The results shown in this test report refer only to the sample(s) tested unless otherwise stated and the sample(s) are retained for 30 days only. The document is issued by HUAK, this document cannot be reproduced except in full with our prior written permission. The more details and the authenticity of the report will be confirmed at http://www.cer-mark.com.

Operation Mode: 802.11ax/HE160 Mode with 5.6G TX CH Low

Horizontal

Frequency (MHz)	Meter Reading (dBμV)	Factor (dB)	Emission Level (dBμV/m)	Limits (dBμV/m)	Margin (dB)	Detector Type
5570	53.46	-2.49	50.97	74	-23.03	peak
5570	/	-2.49	/	54	/	AVG
Remark: Factor = Cable loss + Antenna factor + Attenuator – Preamplifier; Level = Reading + Factor; Margin = Level-Limit.						

Vertical:

Frequency (MHz)	Meter Reading (dBμV)	Factor (dB)	Emission Level (dBμV/m)	Limits (dBμV/m)	Margin (dB)	Detector Type
5570	51.47	-2.49	48.98	74	-25.02	peak
5570	/	-2.49	/	54	/	AVG
Remark: Factor = Cable loss + Antenna factor + Attenuator – Preamplifier; Level = Reading + Factor; Margin = Level-Limit.						

Remark:
1. If the PK measured levels comply with average limit, then the average level were deemed to comply wit h average limit.
2. In restricted bands of operation, the spurious emissions below the permissible value more than 20dB.
3. The amplitude of spurious emissions which are attenuated by more than 20dB below the permissible v alue has no need to be reported.

The results shown in this test report refer only to the sample(s) tested unless otherwise stated and the sample(s) are retained for 30 days only. The document is issued by HUAK, this document cannot be reproduced except in full with our prior written permission. The more details and the authenticity of the report will be confirmed at http://www.cer-mark.com.

6.8 Power line Conducted Emissions

LIMIT

According to§15.207(a), except as shown in paragraphs (b) and(c) of this section, for an intentional radiator that is designed to be connected to the public utility(AC)power line, the radio frequency voltage that is conducted back onto the AC power line on any frequency or frequencies within the band 150 kHz to 30 MHz shall not exceed the limits in the following table, as measured using a 50 μH/50ohms line impedance stabilization network(LISN).Compliance with the provisions of this paragraph shall be based on the measurement of the radio frequency voltage between each power line and ground at the power terminal. The lower limit applies at the boundary between the frequency ranges.

Frequency Range (MHz)	Limits (dBμV)	
	Quasi-peak	Average
0.15 to 0.50	66 to 56*	56 to 46*
0.50 to 5	56	46
5 to 30	60	50

** Decreases with the logarithm of the frequency.*

TESTCONFIGURATION

See test photographs attached in Appendix 1 for the actual connections between EUT and support equipment.

TESTPROCEDURE

4. The EUT was placed on a table, which is 0.8m above ground plane.
5. Maximum procedure was performed on the six highest emissions to ensure EUT compliance.
6. Repeat above procedures until all frequency measured were complete.

TESTRESULTS

The initial step in collecting conducted data is a spectrum analyzer peaks can of the measurement range. Significant peaks are then marked as shown on the following data page, and these signals are then quasi-peaked.

The results shown in this test report refer only to the sample(s) tested unless otherwise stated and the sample(s) are retained for 30 days only. The document is issued by HUAK, this document cannot be reproduced except in full with our prior written permission. The more details and the authenticity of the report will be confirmed at http://www.cer-mark.com.

Test Data

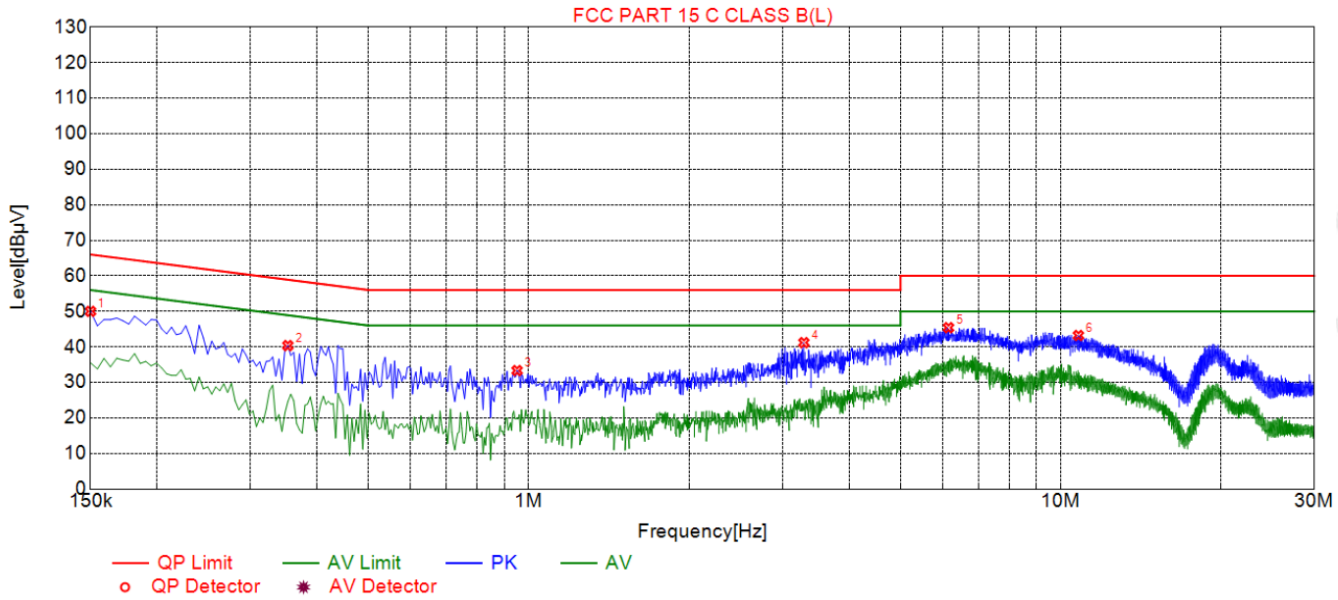

Suspected List								
NO.	Freq. [MHz]	Level [dBμV]	Factor [dB]	Limit [dBμV]	Margin [dB]	Reading [dBμV]	Detector	Type
1	0.1500	50.00	19.83	66.00	16.00	30.17	PK	L
2	0.3525	40.36	19.83	58.90	18.54	20.53	PK	L
3	0.9510	33.33	19.87	56.00	22.67	13.46	PK	L
4	3.2910	41.19	20.07	56.00	14.81	21.12	PK	L
5	6.1575	45.41	20.09	60.00	14.59	25.32	PK	L
6	10.8015	43.22	19.91	60.00	16.78	23.31	PK	L

Remark: Margin = Limit – Level

Correction factor = Cable lose + ISN insertion loss

Level=Test receiver reading + correction factor

The results shown in this test report refer only to the sample(s) tested unless otherwise stated and the sample(s) are retained for 30 days only. The document is issued by HUAK, this document cannot be reproduced except in full with our prior written permission. The more details and the authenticity of the report will be confirmed at http://www.cer-mark.com.

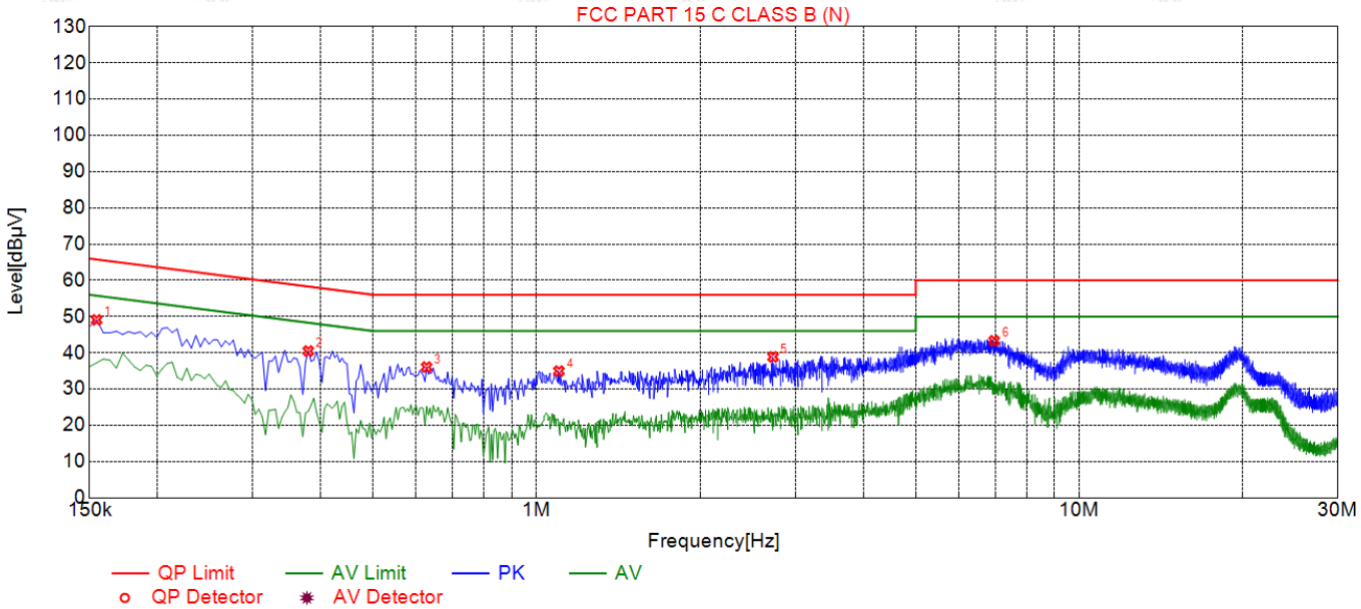

Suspected List

NO.	Freq. [MHz]	Level [dBμV]	Factor [dB]	Limit [dBμV]	Margin [dB]	Reading [dBμV]	Detector	Type
1	0.1545	49.08	19.73	65.75	16.67	29.35	PK	N
2	0.3795	40.49	19.74	58.29	17.80	20.75	PK	N
3	0.6270	36.06	19.74	56.00	19.94	16.32	PK	N
4	1.0995	34.95	19.75	56.00	21.05	15.20	PK	N
5	2.7285	38.87	19.91	56.00	17.13	18.96	PK	N
6	6.9720	43.32	19.97	60.00	16.68	23.35	PK	N

Remark: Margin = Limit – Level

Correction factor = Cable lose + ISN insertion loss

Level=Test receiver reading + correction factor

The results shown in this test report refer only to the sample(s) tested unless otherwise stated and the sample(s) are retained for 30 days only. The document is issued by HUAK, this document cannot be reproduced except in full with our prior written permission. The more details and the authenticity of the report will be confirmed at http://www.cer-mark.com.

7. Test Setup Photos of the EUT

Radiated Emission





The results shown in this test report refer only to the sample(s) tested unless otherwise stated and the sample(s) are retained for 30 days only. The document is issued by HUAK, this document cannot be reproduced except in full with our prior written permission. The more details and the authenticity of the report will be confirmed at http://www.cer-mark.com.

Conducted Emission



The results shown in this test report refer only to the sample(s) tested unless otherwise stated and the sample(s) are retained for 30 days only. The document is issued by HUAK, this document cannot be reproduced except in full with our prior written permission. The more details and the authenticity of the report will be confirmed at http://www.cer-mark.com.

8. Photos of the EUT

Reference to the report: ANNEX A of external photos and ANNEX B of internal photos

---------End of test report---------

The results shown in this test report refer only to the sample(s) tested unless otherwise stated and the sample(s) are retained for 30 days only. The document is issued by HUAK, this document cannot be reproduced except in full with our prior written permission. The more details and the authenticity of the report will be confirmed at http://www.cer-mark.com.

TEL : +86-755 2302 9901 FAX : +86-755 2302 9901 E-mail : service@cer-mark.com
Add: 1-2F., Building B2, Junfeng Zhongcheng Zhizao Innovation Park, Heping Community, Fuhai Street, Bao'an District, Shenzhen, Guangdong, China