Greater Goods, LLC
4427 Chouteau Ave.St.Louis,Missouri,63110,Unite States
TEL:866-991-8494 Website: http://greatergoods.com

version:1.0

User Manual

Body Fat Analyzer GBF-1719-B/0383

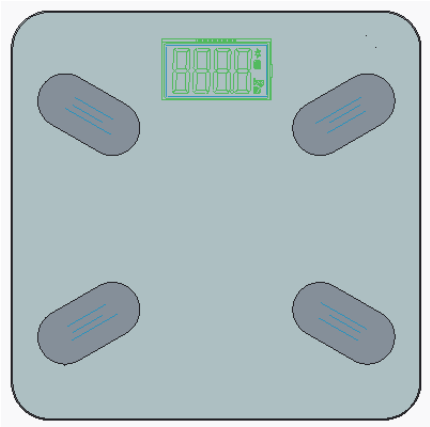

- Thank you very much for purchasing the DMD Body Fat Analyzer GBF-1719-B/0383.
- Please do read the user manual carefully and thoroughly so as to ensure the safe usage of this product, and keep the manual well for further reference in case you have problems.

Table of Contents

Safety Information
Safety and Usage Information 2
Tips 3
Overview
Device Components 4
List 4
LCD Display 5
Initial Start-Up
Insert the Batteries 6
Select Measurement Unit 6
Initialising Your Scale 7
Start Measuring
Daily Measurement 9
Troubleshooting
Error Prompt 10
When Data Transmitting... 10
When Measuring... 11
Specifications 12
Maintenance
Maintenance 13
Warranty 13
FCC Regulations 14
Appendix
Health Tips – About Body Fat 15
Health Tips – About Body Water 15
Health Tips – About Muscle Mass 15
Health Tips – About Bone Mass 16
Health Tips – About BMI 16
Warning 17

❤ Safety and Usage Information

The warning signs and symbols are essential to ensure your correct and safe use of this product and protect you and others from injury. Please kindly find the meanings of the warning signs and symbols, which you may encounter in the label and user manual, as follows:

	Symbol for “THE OPERATION GUIDE MUST BE READ”		Symbol for “ENVIRONMENT PROTECTION – Waste electrical products should not be disposed of with household waste. Please recycle where facilities exist. Check with your local authority or retailer for recycling advice”
Bluetooth SMART	The Bluetooth Combination Mark		
	Symbol for “TYPE BF APPLIED PARTS”		
⎓	Symbol for “DIRECT CURRENT”		
SN	Symbol for “SERIAL NUMBER”		

CAUTION

Greater Goods’ Body Fat Analyzer GBF-1719-B/0383 offers you a seamless way to manage your health. Please be aware that this device is designed for healthy population over 10 years old self-measuring and self-monitoring body compositions. Any information provided by this device is in no way meant to treat, cure or prevent any disease or illness from happening. If in doubt, contact your physician.

This device is contraindicated for any female subject who may be suspected of, or is pregnant. Otherwise, the effects of this device on the fetus are unknown.

This device is contraindicated for any person who is connected to a wearable or implantable electronic device or instrument such as a pacemaker or defibrillator.

This device should not be used for anyone who is acutely or chronically ill because of suffering from a disease or taking medications that affect your water levels. The accuracy of readings for these patients has not been verified. Specific medical advice should be obtained from a physician.

GBF-1719-B/0383 is equipped with data transmission function. It may emit electromagnetic energy so as to perform its intended function. Nearby portable and mobile RF communications equipment can affect the performance of GBF-1719-B/0383 And the device can interfere vicinity electrical equipment.

Manufacturer will make available on request circuit diagrams, component parts list,etc.

WARNING:No modifications of this equipment is allowed. This may result in increased EMISSIONS or decreased IMMUNITY of GBF-1719-B/0383.

Please use the device according to the user manual. Any misuse can cause electric shock,burns, fire and other unexpected hazards.

Please use and storage the device under the environment which was provided in the user manual.

Don’t expose the device to extreme temperatures, direct sunlight, moist or corrosive environment.

Do not step on the scale when your body or feet are wet, especially after bathing or showering to prevent slipping.

Please keep the device out of reach of infants, children or pets, since inhalation or swallowing of small parts is dangerous or even fatal.

Please don't use the device out of lifetime any more because degraded sensors and electrodes, or loosened electrodes can degrade performance or cause other problems.

If you have an allergy to stainless steel，please avoid to contact to the electrodes of the device.

The patient is an intended operator. The patient can measure, transmit data and charge battery under normal circumstances and maintain the device and its accessories according to the user manual.

INDICATIONS FOR USE

- The Greater Goods` Body Fat Analyzer measures weight and uses bio-electrical impedance analysis (BIA) technology to estimate calorie, BMI, body fat, total body water percentage, bone mass and muscle mass in generally healthy children 10-17 years old and healthy adults.
- It is intended for use in the domestic setting only.

❤ Tips

To ensure the accuracy of measurement, please follow below instructions when you start measurement.

- Place the scale on a flat, hard surface. Soft surface such as carpet will affect the performance of the scale.
- Step onto the platform with bare feet. Stand still and keep full contact with the electrodes until the measurement is complete.
- Start measurement at least two hours after Getting up or Dinning.
- Avoid measurement immediately after strenuous exercise, sauna or bath, drinking, and dinning.
- Always start measurement in the same time slot and on the same scale located on the same flat, hard surface.
- For maximum accuracy and repeatability , it is recommended that you should use the device in the same time of the day and on the same location.
- The condition of the skin on the bottom of your feet can affect the reading. The natural effects of aging or activity can make this skin hard. Take the reading with clean, slightly damp feet for best accuracy. If you are having a problem on operating this scale please contact customer service.
- Body fat percentage estimates will vary with the amount of water in the body, and can be affected by dehydration or over-hydration due to such factors as alcohol consumption, menstruation, illness, intense exercise, etc.

♥ Device Components

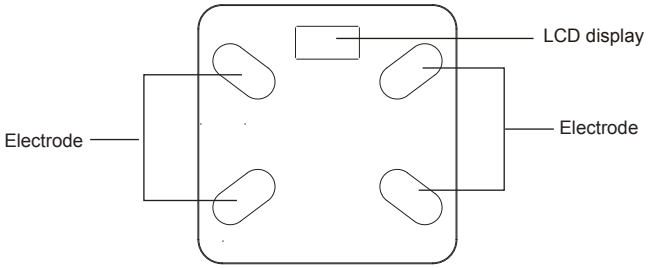

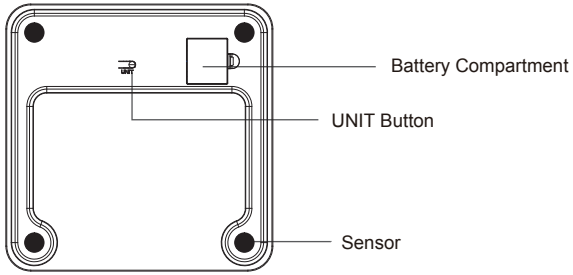

♥ List

1. Body Fat Analyzer GBF-1719-B/0383
2. Four AAA-size Batteries (1.5V per each)
3. User Manual

♥ LCD Display



kg	Kilogram		Successful Bluetooth Connection
lb	Pound		Data pending to transmit to smartphone

❤ Insert the Batteries

- Open the battery door in the back of the scale.
- Remove insulating strip from beneath the battery (if fitted) or insert batteries (3 x 1.5V AAA) observing the polarity signs (+ and -) inside the battery compartment.

  * All the digits will be shown on the LCD.

- Close the battery door and wait until the digits “0.0lb” are shown on the LCD.

CAUTION

- When the symbol “Lo” appears, the device will power off in three seconds. Then you shall replace with a new set of batteries. Please replace all three batteries at the same time. Do NOT mix the old batteries with the new one.
- Worn batteries are hazardous waste. Do NOT dispose of them together with the household garbage. Please refer to the local ordinances and recycling instructions regarding disposal of the worn batteries.

❤ Select Measurement Unit

With batteries correctly installed, press UNIT button in the back of the scale to select measurement unit. The default measurement unit is “lb”. You may press UNIT button to choose between pound and kilogram.

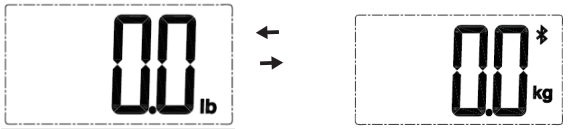

❤ Install App and Pair-Up

With the advanced Bluetooth 4.0 technology applied, the mobile or portable equipments, which are equipped with Bluetooth function in line with BLE Technical Specifications as well as BLP Protocol established by global organization Bluetooth SIG, are capable to receive your personal health data.

- Before you use the smartphone which supports Bluetooth 4.0 technology, please turn on the Bluetooth.
- Register an account and set your personal information. Then you can pair up your scale with your smartphone through the following steps:

  A. the mobile phone is connected to the network and the bluetooth is turned on.

  B. Then open the customer APP.

  C. In the "TES AFP" page, click "SCAN", and then click "CET DATA" to enter the production connection bluetooth.

  D. If the device is connected by bluetooth of other mobile phones, the device needs to be disconnected from other mobile phones to be successful in the search binding.

❤ Daily Measurement

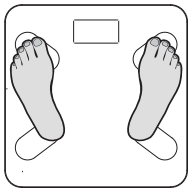

- With original SENSE ON patent technology, the scale will automatically switch on as you step on the platform barefooted.

- Stand still and keep full contact with the scale, the weight data on the LCD will blink twice, then the weight is locked.

- When your scale is successfully connected to your smartphone and the Bluetooth is ON, it will process data transmission automatically.
  (*Please refer to Data Transmission for more details.*)

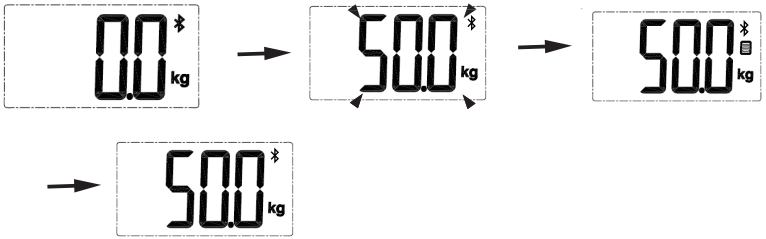

CAUTION

RISK OF EXPLOSION IF BATTERY IS REPLACED BY AN INCORRECT TYPE DISPOSE OF USED BATTERIES ACCORDING TO THE INSTRUCTIONS.

❤ Data Transmission

- Once the Body Scale GBF-1719-B/0383 is successfully connected to your smartphone, please open the App and turn on your Bluetooth. Keep smartphone and scale in transmission distance. Step on the scale and take a measurement. Once the measurement is finished the data is automatically transferred to the app.

- The symbol will disappear after successful data transmission, and you may check your personal health data stored in your smartphone.

- If the data transmission fails, the symbol will remain. The pending measurement data will be temporarily kept in the scale and transmitted to your smartphone when next measurement is complete.

	Successful Bluetooth Connection
	Data ready to transmit to the App: -If SUCCEED, the symbol disappears; -If FAIL, the symbol remains.

CAUTION

- Interference may occur in the vicinity of equipment marked with the following symbol . And the Analyzer may interfere vicinity electrical equipment.
- To enable the data transmission function, this product should be paired to a Bluetooth 4.0 end.

How to mitigate possible interference?

1. The range between the Analyzer and the Bluetooth end should be reasonably close, from 1 meter to 10 meters. Please ensure no obstacles between the Analyzer and the Bluetooth end so as to obtain quality connection.
2. To avoid interference, other electronic devices (particularly those with Bluetooth transmission / Transmitter) should be kept at least 1 meter away from the Analyzer.

❤ Error Prompt

Error	Description	Solution
----	Overload. The device will power off.	Stop using this scale for measurement.
Lo	Low Battery. When the symbol “Lo” appears three times in a row, the device will power off in about 3s for the fourth time.	Replace all four batteries at the same time. Please purchase the authorized batteries for replacement.
C	Measurement error.	Stand on the scale,and measure again.
	Data transmission failed. The pending measurement data will be temporarily kept in the scale and transmitted to your smartphone when the scale is connected to the bluetooth successfully.	Make sure the bluetooth connection is successful.

❤ When Data Transmitting ...

Problem	Root Cause	Solution
Data transmission failed.	Bluetooth is OFF.	Turn ON the Bluetooth via Settings.
	App is OFF.	Press the icon to turn ON your app.
	Out of range of Bluetooth transmission.	Place your smartphone closer to the scale.

❤ When Measuring ...

Problem	Root Cause	Solution
Abnormal measuring results: - Too high; OR - Too low; OR - Huge difference between two recent measurement.	Your feet are too dry.	Wipe your feet with a damp cloth, keeping them slightly damp when starting measurement.
No display on LCD when the device powers on.	Batteries not yet installed.	Install the batteries. (Please refer to Insert the Batteries)
	Worn batteries.	Replace all three batteries at the same time. Please purchase the authorized batteries for replacement.
Abnormal measuring results: - Too high; OR - Too low; OR - Huge difference between two recent measurement.	Incorrect posture	Please step on the platform barefooted and stand still.
	The device is located on the soft ground such as a carpet OR on a rugged surface.	Please place the device on a flat, hard surface.
The device powers off.	Low battery.	Replace all three batteries at the same time. Please purchase the authorized batteries for replacement.

❤ Specifications

Product Name	Body Fat Analyzer (GBF-1719-B/0383)
Dimension	Scale: 300x300x23.9mm (Approximately)
Net Weight	Approximately 1.6kg (Including the dry cells)
Display	Digital LCD
Measurement Unit	Kilogram / Pound
Measurement Range	180kg / 397lb
Division	0.1kg / 0.1 lb
Accuracy	50kg: ±0.3kg; 100kg: ±0.4kg; 150kg: ±0.5kg;
Working Environment	Temperature: 5℃ to 40℃ Relative Humidity: ≤90% RH Atmospheric pressure: 86kPa to 106kPa
Storage Environment	Temperature: -20℃ to 60℃ Relative Humidity: ≤90% RH Atmospheric pressure: 50kPa to 106kPa
Power Source	6V (Four AAA-size Batteries)
Auto-ON	SENSE ON technology
Auto-OFF	The scale will turn off after about 15s if there is no operation.
Accessories	1. Four AAA Size Batteries 2. User Manual
Mode of Operation	Continuous Operation
BT Frequency Range	2402MHz to 2480MHz
BT Output Power	Less than 5dBm
Bluetooth Module No	LS8261
BT Supply Voltage	1.8-3.6V

About the Accuracy of This Product

- This product passes strict inspection before delivery and therefore its accuracy is guaranteed by the manufacturer. Please refer to the above table for the descriptions on accuracy.
- This product is specially designed for body fat analysis as well as weight measurement. It should NOT be used by anyone during the process of transaction for verification of goods' weight.

❤ Maintenance

When carrying out usual maintenance, please ensure practice of the following Do's and Don'ts:

- DO use a dry soft cloth to wipe the dust.
- DO use a wet soft cloth, dipped into water and wrung out, to wipe the dirt. Then use a dry soft cloth to dry up the device.
- DON'T wash the device with water or immerse it in water.
- DON'T use propellant, abrasive or other chemicals to wipe the dirt in avoidance of discolor or malfunction.
- DON'T disassemble this device. If you have any problems, please contact DMD. (*Please refer to Warranty for contact information*)
- Do not dispose of batteries in fire. Batteries may explode or leak. Remove the batteries if the scale will not be used for a long period.

❤ Warranty

- DMD warrants its products free of defects in materials and workmanship in normal use for a period of TWO years from the date of retail purchase.
- This warranty does NOT cover damages caused by misuse or abuse, including but not limited to:

→ Failure caused by unauthorized repairs or modifications;
→ Damage caused by shock or drop during transportation;
→ Failure caused by improper operation inconsistent with the instructions stated in this user manual;
→ Malfunction or damage from failure to provide the recommended maintenance;
→ Damage caused by improper use of power supply.

- Should this device require maintenance (or replacement at our option) under warranty, please deliver the original package to Greater Goods, LLC prepaid.
  Please return the store receipt (with the retail purchase date) and a note with reasons to return on it as well.

Greater Goods, LLC
4427 Chouteau Ave.St.Louis,Missouri,63110,Unite States
Tel: 866-991-8494
Website: http://greatergoods.com

❤ FCC Regulations

FCC User Guide Information

Radio Frequency Interface Requirements - FCC

Note: This equipment has been tested and found to comply with the limits for a Class B digital device, pursuant to Part 15 of the FCC rules. These limits are designed to provide reasonable protection against harmful interference in a residential installation. This equipment generates, uses and can radiate radio frequency energy and, if not installed and used in accordance with the instructions, may cause harmful interference to radio communications. However there is no guarantee that interference will not occur in a particular installation. If this equipment does cause harmful interference to radio or television reception, which can be determined by turning the equipment off and on, the user is encouraged to try to correct the interference by one or more of the following measures:

- Reorient or relocate the receiving antenna;
- Increase the separation between the equipment and receiver;
- Connect the equipment into an outlet on a circuit different from that to which the receiver is connected;
- Consult the dealer or an experienced radio / TV technician for help.

Radio Transmitters (Part 15)

Changes or modifications not expressly approved by the party responsible for compliance could void the user's authority to operate the equipment.

FCC RF Exposure Guidelines

Safety Information

Reducing RF Exposure - Use Properly

Only operate the device in accordance with the instructions supplied.
This device complies with FCC radiation exposure limits set forth for an uncontrolled environment.

This device complies with Part 15 of the FCC rules.
Operation is subject to the following two conditions:
(1)this device may not cause harmful interference, and
(2)this device must accept any interference received,
including interference that may cause undesired operation.

❤ Health Tips - About Body Fat

Human body is made up of, amongst other things, a percentage of fat. Body fat is vital for a healthy, functioning body, protects vital organs, helps regulate body temperature, stores vitamins and helps the body sustain itself when food is scarce. However, too much body fat or indeed too little body fat will damage to your health. It is difficult to gauge how much body fat we have in our bodies simply by looking at ourselves in the mirror.

This is why it is important to measure and monitor your body fat percentage. Body fat percentage gives you a better measure of fitness than weight alone–the composition of your weight loss could mean you are losing muscle mass rather than fat-you could still have a high percentage of fat even when a scale indicates'normal weight'.

❤ Health Tips - About Body Water

Body water is the single most important component of body weight. It represents over half of your total weight and almost two thirds of your lean body mass (predominantly muscle). Water performs a number of important roles in the body:

All the cells in the body, whether in the skin, glands, muscles, brain or anywhere else, can only function properly if they have enough water. Water also plays a vital part in regulating the body's temperature balance, particularly through perspiration.

The combination of your weight and fat measurement could appear to be 'normal' but your body hydration level could be insufficient for healthy living.

❤ Health Tips - About Muscle Mass

According to the American College of Sports Medicine (ACSM), lean muscle mass may decrease by nearly 50 percent between the age of 20 and 90. If you do nothing with it you're losing muscle and increasing fat. It is also important to know your muscle mass % during weight reduction. At rest, the body burns approximately 110 additional calories for each kilo of muscle gained. Benifits of gaining muscle mass include:

- Reversing the decline in strength, bone density and muscle mass with aging
- Maintenance of flexible joints
- Guide weight reduction when combined with a healthy diet.

❤ Health Tips - About Bone Mass

Regular exercise and a balanced diet can help maintain healthy bones. Like muscle, bone is a living tissue that can respond to exercise by becoming stronger. For most people, bone mass peaks in their thirties. Then people begin to lose bone. Regular exercise can help prevent that loss.

Calcium and vitamin D, good sources of which are dairy products, green leafy vegetables and fish, contribute to healthy bones.

The bone mass readings given by this product are anestimation of the amount of bone in your body. Those with osteoporosis or low bone densities may not get accurate estimations. If you have any concern regarding your bones please consult your doctor timely.

❤ Health Tips - About BMI

Maintaining proper weight is essential to healthy living. Obesity has been linked to a higher risk of heart disease, diabetes and some forms of cancer. The Body Mass Index (BMI) is the most widely accepted measurement of weight according to health professionals. The Analyzer will calculate your BMI on your height and weight.

❤ Warning

- Don't near active HF SURGICAL EQUIPMENT and the RF shielded room of an ME SYSTEM for magnetic resonance imaging, where the intensity of EM DISTURBANCES is high.
- Use of this equipment adjacent to or stacked with other equipment should be avoided because it could result in improper operation. If such use is necessary, this equipment and the other equipment should be observed to verify that they are operating normally.
- Use of accessories, transducers and cables other than those specified or provided by the manufacturer of this equipment could result in increased electromagnetic emissions or decreased electromagnetic immunity of this equipment and result in improper operation.
- Portable RF communications equipment (including peripherals such as antenna cables and external antennas) should be used no closer than 30 cm (12 inches) to any part of the model GBF-1719-B, including cables specified by the manufacturer. Otherwise, degradation of the performance of this equipment could result.

❤ Guidance and manufacturer's declaration-electromagnetic emissions and Immunity

Table 1

Guidance and manufacturer's declaration - electromagnetic emissions	
Emissions test	Compliance
RF emissions CISPR 11	Group 1
RF emissions CISPR 11	Class B
Harmonic emissions IEC 61000-3-2	Not application
Voltage fluctuations/ flicker emissions IEC 61000-3-3	Not application

Table 2

Guidance and manufacturer's declaration – electromagnetic immunity		
IMMUNITY test	IEC 60601-1-2 test level	Compliance level
Electrostatic discharge (ESD) IEC 61000-4-2	±8 kV contact ±2 kV, ±4 kV, ±8 kV, ±15 kV air	±8 kV contact ±2 kV, ±4 kV, ±8 kV, ±15 kV air
Electrical fast transient/burst IEC 61000-4-4	Not application	Not application
Surge IEC 61000-4-5	Not application	Not application
Voltage dips, short interruptions and voltage variations on power supply input lines IEC 61000-4-11	Not application	Not application
Power frequency magnetic field IEC 61000-4-8	30 A/m 50Hz/60Hz	30 A/m 50Hz/60Hz
Conduced RF IEC61000-4-6	Not application	Not application
Radiated RF IEC61000-4-3	10 V/m 80 MHz – 2,7 GHz 80 % AM at 1 kHz	10 V/m 80 MHz – 2,7 GHz 80 % AM at 1 kHz
NOTE U_T is the a.c. mains voltage prior to application of the test level.		

Table 3

Guidance and manufacturer's declaration - electromagnetic Immunity							
Radiated RF IEC61000-4-3 (Test specifications for ENCLOSURE PORT IMMUNITY to RF wireless communications equipment)	Test Frequency (MHz)	Band (MHz)	Service	Modulation	Modulation (W)	Distance (m)	IMMUNITY TEST LEVEL (V/m)
	385	380 -390	TETRA 400	Pulse modulation 18 Hz	1,8	0.3	27
	450	380 -390	GMRS 460, FRS 460	FM ± 5 kHz deviation 1 kHz sine	2	0.3	28
	710	704 -787	LTE Band 13,17	Pulse modulation 217 Hz	0.2	0.3	9
	745						
	780						
	810	800 -960	GSM 800/ 900,TETRA 800,iDEN 820,CDMA 850,LTE Band 5	Pulse modulation 18 Hz	2	0.3	28
	870						
	930						
	1720	1700 -1990	GSM 1800; CDMA1900; GSM 1900; DECT; LTE Band 1, 3,4, 25; UMTS	Pulse modulation 217 Hz	2	0.3	28
	1845						
	1970						
	2450	2400 -2570	Bluetooth, WLAN, 802.11 b/g/n,RFID 2450,LTE Band 7	Pulse modulation 217 Hz	2	0.3	28
	5240	5100 -5800	WLAN 802.11 a/n	Pulse modulation 217 Hz	0.2	0.3	9
	5240						
	5785						