SAR SYSTEM VALIDATION DATA

DUT: Dipole 835 MHz; Type: D835V2; S/N: 454

Communication System: CW; Frequency: 835 MHz; Duty Cycle: 1:1
Medium parameters used: f = 835 MHz; σ = 0.91 S/m; εr = 41.35; ρ = 1000 kg/m^3
Phantom section: Flat Section

DASY4 Configuration:
- Probe: ET3DV6 - SN1664; ConvF(6.33, 6.33, 6.33); Calibrated: 2016-11-17
- Sensor-Surface: 4mm (Mechanical Surface Detection)
- Electronics: DAE4 Sn527; Calibrated: 2016-10-19
- Phantom: TWIN SAM; Type: QD000P40CC; Serial: TP:1368
- Measurement SW: DASY4, V4.5 Build 19; Postprocessing SW: SEMCAD, V1.8 Build 145

835 Head system check /Area Scan (61x61x1): Measurement grid: dx=15mm, dy=15mm
Maximum value of SAR (interpolated) = 2.89 mW/g

835 Head system check /Zoom Scan (5x5x7)/Cube 0: Measurement grid: dx=8mm, dy=8mm, dz=5mm
Reference Value = 58.2 V/m; Power Drift = -0.073 dB
Peak SAR (extrapolated) = 3.72 W/kg
SAR(1 g) = 2.41 mW/g; SAR(10 g) = 1.48 mW/g
Maximum value of SAR (measured) = 2.93 mW/g

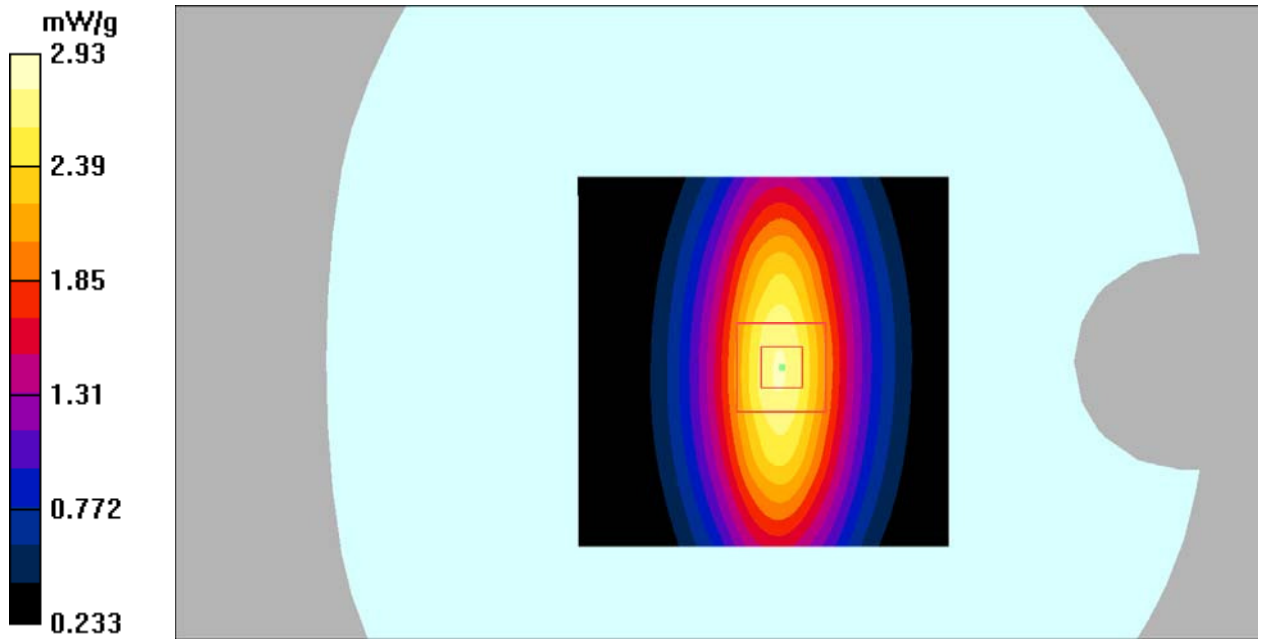

DUT: Dipole 835 MHz; Type: D835V2; S/N: 454

Communication System: CW; Frequency: 835 MHz; Duty Cycle: 1:1
Medium parameters used: f = 835 MHz; σ = 0.98 S/m; εr = 54.66; ρ = 1000 kg/m^3
Phantom section: Flat Section

DASY4 Configuration:
- Probe: ET3DV6 - SN1664; ConvF(6.41, 6.41, 6.41); Calibrated: 2016-11-17
- Sensor-Surface: 4mm (Mechanical Surface Detection)
- Electronics: DAE4 Sn527; Calibrated: 2016-10-19
- Phantom: TWIN SAM; Type: QD000P40CC; Serial: TP:1368
- Measurement SW: DASY4, V4.5 Build 19; Postprocessing SW: SEMCAD, V1.8 Build 145

835 Body system check /Area Scan (61x61x1): Measurement grid: dx=15mm, dy=15mm
Maximum value of SAR (interpolated) = 2.98 mW/g

835 Body system check /Zoom Scan (5x5x7)/Cube 0: Measurement grid: dx=8mm, dy=8mm, dz=5mm
Reference Value = 58.7 V/m; Power Drift = -0.092 dB
Peak SAR (extrapolated) = 3.73 W/kg
SAR(1 g) = 2.37 mW/g; SAR(10 g) = 1.47 mW/g
Maximum value of SAR (measured) = 2.85 mW/g

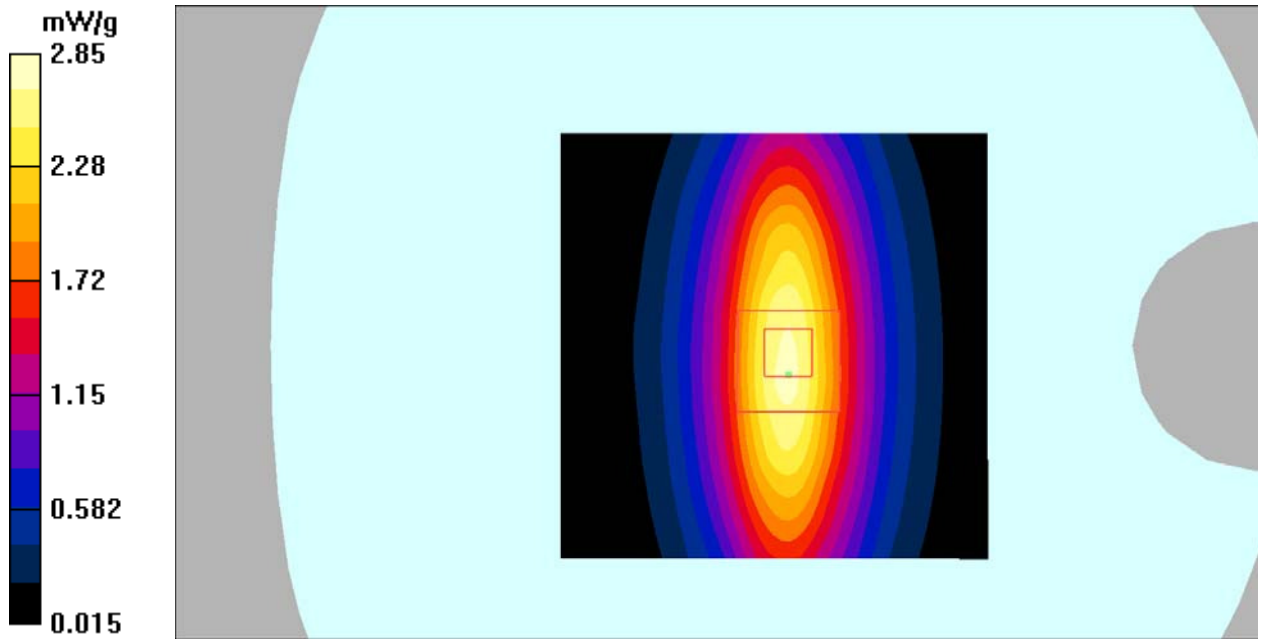

DUT: Dipole 1900 MHz; Type: D1900V2; S/N: 5d207

Communication System: CW; Frequency: 1900 MHz; Duty Cycle: 1:1
Medium parameters used: f = 1900 MHz; σ = 1.39 S/m; εr = 40.60; ρ = 1000 kg/m^3
Phantom section: Flat Section

DASY4 Configuration:
- Probe: ET3DV6 - SN1664; ConvF(4.92, 4.92, 4.92); Calibrated: 2016-11-17
- Sensor-Surface: 4mm (Mechanical Surface Detection)
- Electronics: DAE4 Sn527; Calibrated: 2016-10-19
- Phantom: TWIN SAM; Type: QD000P40CC; Serial: TP:1368
- Measurement SW: DASY4, V4.5 Build 19; Postprocessing SW: SEMCAD, V1.8 Build 145

1900 head system check/Area Scan (61x61x1): Measurement grid: dx=15mm, dy=15mm
Maximum value of SAR (interpolated) = 13.7 mW/g

1900 head system check/Zoom Scan (5x5x7)/Cube 0: Measurement grid: dx=8mm, dy=8mm, dz=5mm
Reference Value = 98.3 V/m; Power Drift = -0.025 dB
Peak SAR (extrapolated) = 19.2 W/kg
SAR(1 g) = 11.1 mW/g; SAR(10 g) = 5.47 mW/g
Maximum value of SAR (measured) = 12.7 mW/g

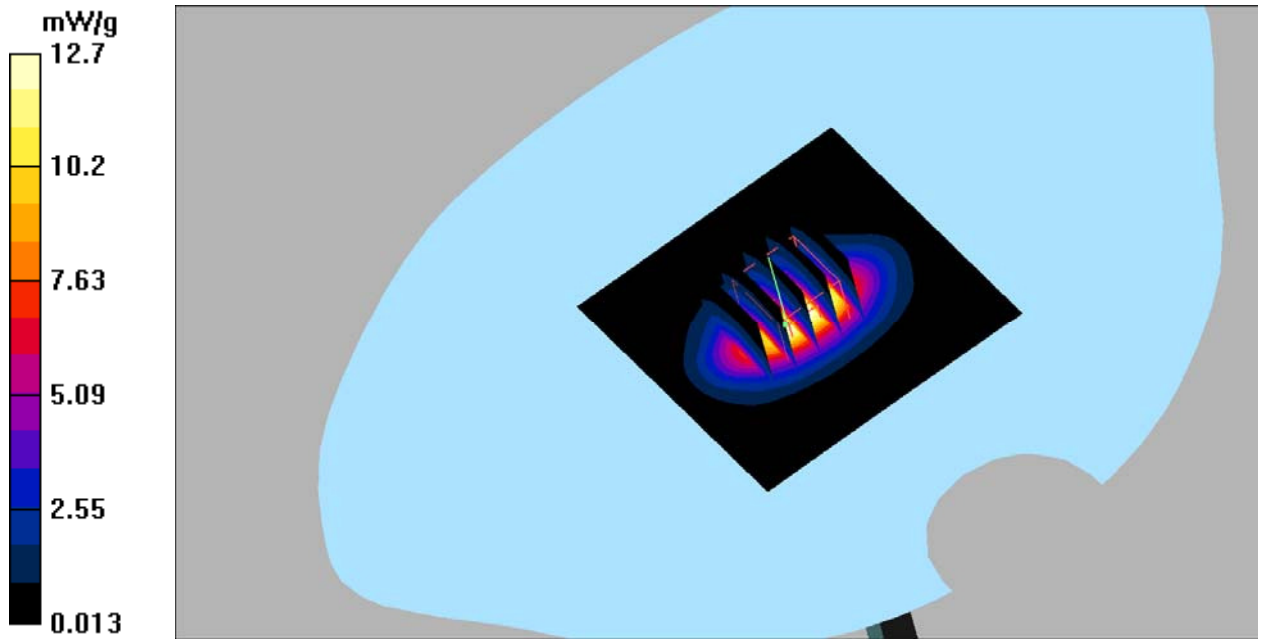

DUT: Dipole 1900 MHz; Type: D1900V2; S/N: 5d207

Communication System: CW; Frequency: 1900 MHz; Duty Cycle: 1:1
Medium parameters used: f = 1900 MHz; σ = 1.52 S/m; εr = 52.32; ρ = 1000 kg/m^3
Phantom section: Flat Section

DASY4 Configuration:
- Probe: ET3DV6 - SN1664; ConvF(4.32, 4.32, 4.32); Calibrated: 2016-11-17
- Sensor-Surface: 4mm (Mechanical Surface Detection)
- Electronics: DAE4 Sn527; Calibrated: 2016-10-19
- Phantom: TWIN SAM; Type: QD000P40CC; Serial: TP:1368
- Measurement SW: DASY4, V4.5 Build 19; Postprocessing SW: SEMCAD, V1.8 Build 145

1900 Body system check/Area Scan (61x61x1): Measurement grid: dx=15mm, dy=15mm
Maximum value of SAR (interpolated) = 15.7 mW/g

1900 Body system check/Zoom Scan (5x5x7)/Cube 0: Measurement grid: dx=8mm, dy=8mm, dz=5mm
Reference Value = 113.5 V/m; Power Drift = -0.052 dB
Peak SAR (extrapolated) = 17.2 W/kg
SAR(1 g) = 10.9 mW/g; SAR(10 g) = 5.22 mW/g
Maximum value of SAR (measured) = 13.1 mW/g

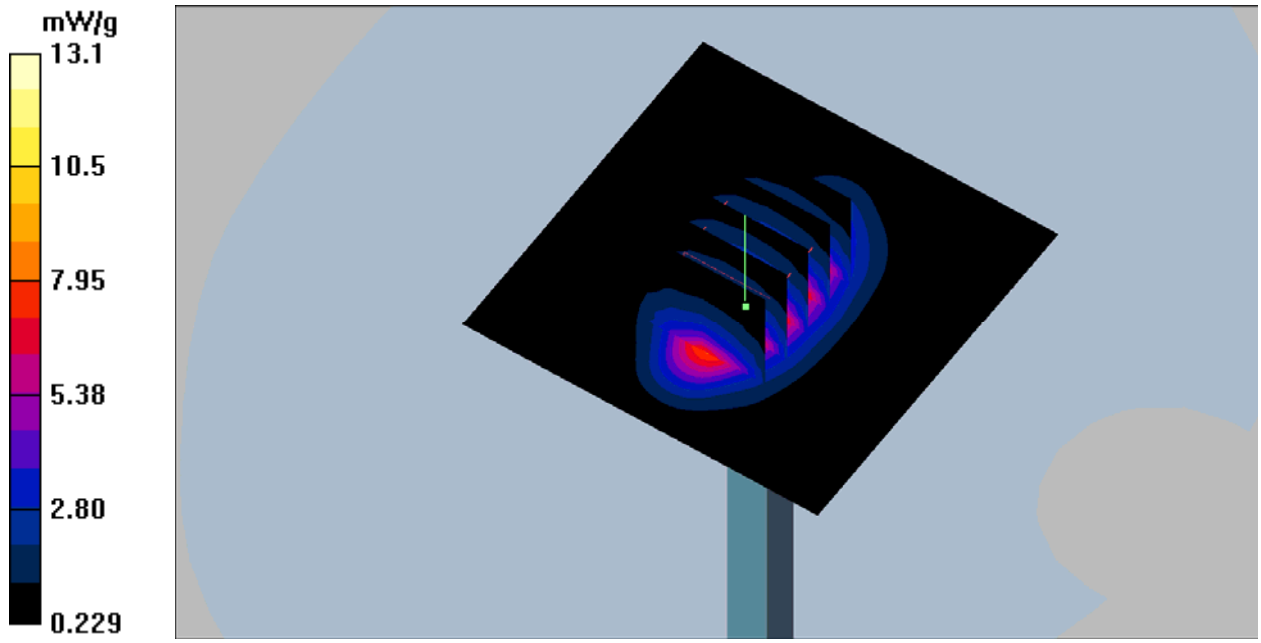

SAR plots:

DUT: mobile phone; Type: P5526A;

Communication System: GSM bands; Frequency: 836.6 MHz;Duty Cycle: 1:8
Medium parameters used: f = 836.6 MHz; σ = 0.88 mho/m; εr = 41.62; ρ = 1000 kg/m^3
Phantom section: Left Section
DASY4 Configuration:
- Probe: ET3DV6 - SN1664; ConvF(6.33, 6.33, 6.33); Calibrated: 11/17/2016
- Sensor-Surface: 4mm (Mechanical Surface Detection)
- Electronics: DAE4 Sn527; Calibrated: 10/19/2016
- Phantom: TWIN SAM; Type: QD000P40CC; Serial: TP:1368
- Postprocessing SW: SEMCAD, V1.8 Build 145

GSM835-head-left-cheek-mid /Area Scan (71x121x1): Measurement grid: dx=15mm, dy=15mm
Maximum value of SAR (interpolated) = 0.218 mW/g

GSM835-head-left-cheek-mid /Zoom Scan (5x5x7)/Cube 0: Measurement grid: dx=8mm, dy=8mm, dz=5mm
Reference Value = 4.18 V/m; Power Drift = 0.040 dB
Peak SAR (extrapolated) = 0.256 W/kg
SAR(1 g) = 0.210 mW/g; SAR(10 g) = 0.163 mW/g
Maximum value of SAR (measured) = 0.219 mW/g



0 dB = 0.219mW/g

DUT: mobile phone; Type: P5526A;

Communication System: GSM bands; Frequency: 836.6 MHz;Duty Cycle: 1:8
Medium parameters used: f = 836.6 MHz; σ = 0.88 mho/m; εr = 41.62; ρ = 1000 kg/m^3
Phantom section: Left Section
DASY4 Configuration:
- Probe: ET3DV6 - SN1664; ConvF(6.33, 6.33, 6.33); Calibrated: 11/17/2016
- Sensor-Surface: 4mm (Mechanical Surface Detection)
- Electronics: DAE4 Sn527; Calibrated: 10/19/2016
- Phantom: TWIN SAM; Type: QD000P40CC; Serial: TP:1368
- Postprocessing SW: SEMCAD, V1.8 Build 145

GSM835-head-left-tilt-mid/Area Scan (71x121x1): Measurement grid: dx=15mm, dy=15mm
Maximum value of SAR (interpolated) = 0.110 mW/g

GSM835-head-left-tilt-mid/Zoom Scan (5x5x7)/Cube 0: Measurement grid: dx=8mm, dy=8mm, dz=5mm
Reference Value = 6.67 V/m; Power Drift = 0.081 dB
Peak SAR (extrapolated) = 0.123 W/kg
SAR(1 g) = 0.103 mW/g; SAR(10 g) = 0.081 mW/g
Maximum value of SAR (measured) = 0.106 mW/g



0 dB = 0.106mW/g

DUT: mobile phone; Type: P5526A;

Communication System: GSM bands; Frequency: 836.6 MHz;Duty Cycle: 1:8
Medium parameters used: f = 836.6 MHz; σ = 0.88 mho/m; εr = 41.62; ρ = 1000 kg/m^3
Phantom section: Right Section
DASY4 Configuration:
- Probe: ET3DV6 - SN1664; ConvF(6.33, 6.33, 6.33); Calibrated: 11/17/2016
- Sensor-Surface: 4mm (Mechanical Surface Detection)
- Electronics: DAE4 Sn527; Calibrated: 10/19/2016
- Phantom: TWIN SAM; Type: QD000P40CC; Serial: TP:1368
- Postprocessing SW: SEMCAD, V1.8 Build 145

GSM835-head-right-cheek-mid/Area Scan (61x111x1): Measurement grid: dx=15mm, dy=15mm
Maximum value of SAR (interpolated) = 0.253 mW/g

GSM835-head-right-cheek-mid/Zoom Scan (5x5x7)/Cube 0: Measurement grid: dx=8mm, dy=8mm, dz=5mm
Reference Value = 5.40 V/m; Power Drift = 0.053 dB
Peak SAR (extrapolated) = 0.290 W/kg
SAR(1 g) = 0.237 mW/g; SAR(10 g) = 0.187 mW/g
Maximum value of SAR (measured) = 0.246 mW/g

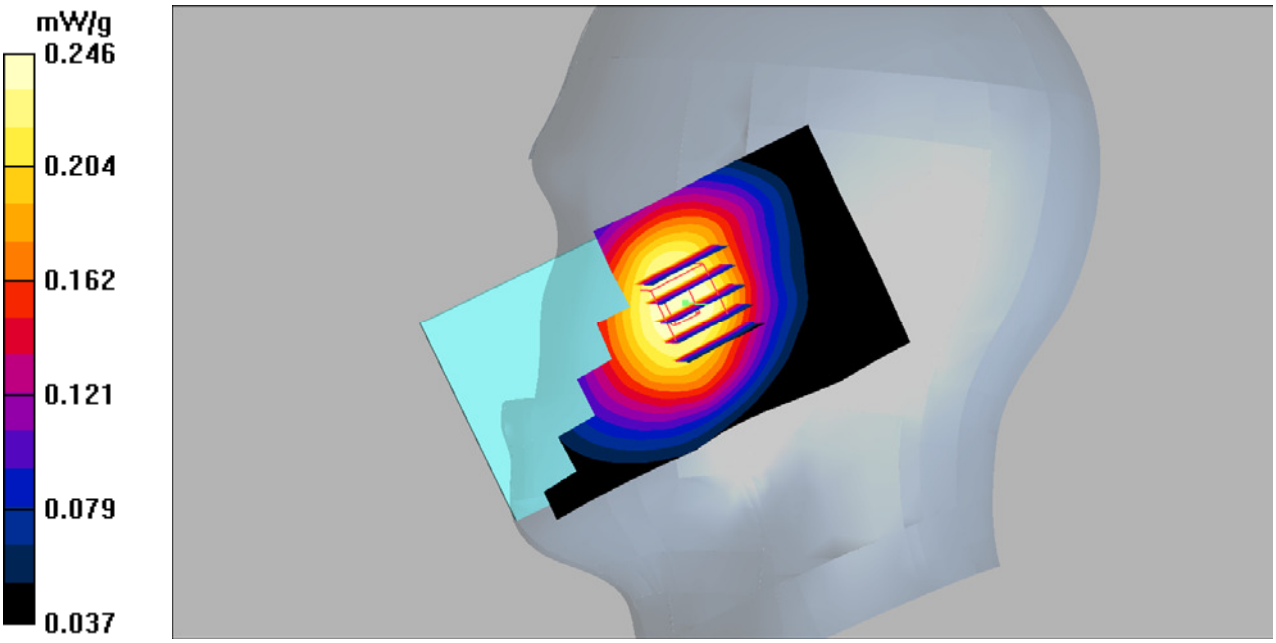

DUT: mobile phone; Type: P5526A;

Communication System: GSM bands; Frequency: 836.6 MHz;Duty Cycle: 1:8
Medium parameters used: f = 836.6 MHz; σ = 0.88 mho/m; εr = 41.62; ρ = 1000 kg/m^3
Phantom section: Right Section
DASY4 Configuration:
- Probe: ET3DV6 - SN1664; ConvF(6.33, 6.33, 6.33); Calibrated: 11/17/2016
- Sensor-Surface: 4mm (Mechanical Surface Detection)
- Electronics: DAE4 Sn527; Calibrated: 10/19/2016
- Phantom: TWIN SAM; Type: QD000P40CC; Serial: TP:1368
- Postprocessing SW: SEMCAD, V1.8 Build 145

GSM835-head-right-tilt-mid/Area Scan (71x121x1): Measurement grid: dx=15mm, dy=15mm
Maximum value of SAR (interpolated) = 0.129 mW/g

GSM835-head-right-tilt-mid/Zoom Scan (5x5x7)/Cube 0: Measurement grid: dx=8mm, dy=8mm, dz=5mm
Reference Value = 7.35 V/m; Power Drift = -0.018 dB
Peak SAR (extrapolated) = 0.149 W/kg
SAR(1 g) = 0.126 mW/g; SAR(10 g) = 0.102 mW/g
Maximum value of SAR (measured) = 0.129 mW/g

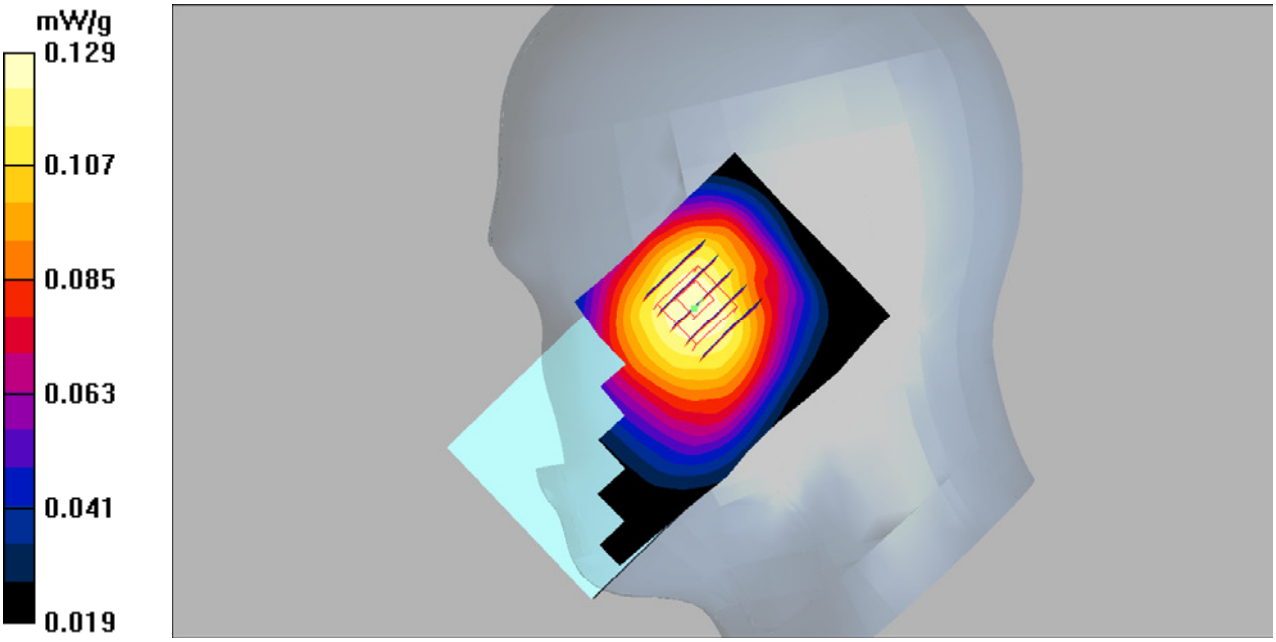

DUT: mobile phone; Type: P5526A;

Communication System: GSM bands; Frequency: 836.6 MHz;Duty Cycle: 1:8
Medium parameters used: f = 836.6 MHz; σ = 0.98 mho/m; εr = 54.31; ρ = 1000 kg/m^3
Phantom section: Flat Section
DASY4 Configuration:
- Probe: ET3DV6 - SN1664; ConvF(6.41, 6.41, 6.41); Calibrated: 11/17/2016
- Sensor-Surface: 4mm (Mechanical Surface Detection)
- Electronics: DAE4 Sn527; Calibrated: 10/19/2016
- Phantom: TWIN SAM; Type: QD000P40CC; Serial: TP:1368
- Postprocessing SW: SEMCAD, V1.8 Build 145

GSM850-body-worn-back-mid/Area Scan (91x111x1): Measurement grid: dx=15mm, dy=15mm
Maximum value of SAR (interpolated) = 0.366 mW/g

GSM850-body-worn-back-mid/Zoom Scan (5x5x7)/Cube 0: Measurement grid: dx=8mm, dy=8mm, dz=5mm
Reference Value = 20.5 V/m; Power Drift = -0.022 dB
Peak SAR (extrapolated) = 0.576 W/kg
SAR(1 g) = 0.334 mW/g; SAR(10 g) = 0.212 mW/g
Maximum value of SAR (measured) = 0.419 mW/g



DUT: mobile phone; Type: P5526A;

Communication System: GPRS bands-4slots; Frequency: 836.6 MHz;Duty Cycle: 1:2
Medium parameters used: f = 836.6 MHz; σ = 0.98 mho/m; εr = 54.31; ρ = 1000 kg/m^3
Phantom section: Flat Section
DASY4 Configuration:
- Probe: ET3DV6 - SN1664; ConvF(6.41, 6.41, 6.41); Calibrated: 11/17/2016
- Sensor-Surface: 4mm (Mechanical Surface Detection)
- Electronics: DAE4 Sn527; Calibrated: 10/19/2016
- Phantom: TWIN SAM; Type: QD000P40CC; Serial: TP:1368
- Postprocessing SW: SEMCAD, V1.8 Build 145

GSM850-hotspot-back-mid/Area Scan (91x111x1): Measurement grid: dx=15mm, dy=15mm
Maximum value of SAR (interpolated) = 0.674 mW/g

GSM850-hotspot-back -mid/Zoom Scan (5x5x7)/Cube 0: Measurement grid: dx=8mm, dy=8mm, dz=5mm

Reference Value = 26.4 V/m; Power Drift = 0.00 dB
Peak SAR (extrapolated) = 0.789 W/kg
SAR(1 g) = 0.648 mW/g; SAR(10 g) = 0.506 mW/g
Maximum value of SAR (measured) = 0.677 mW/g

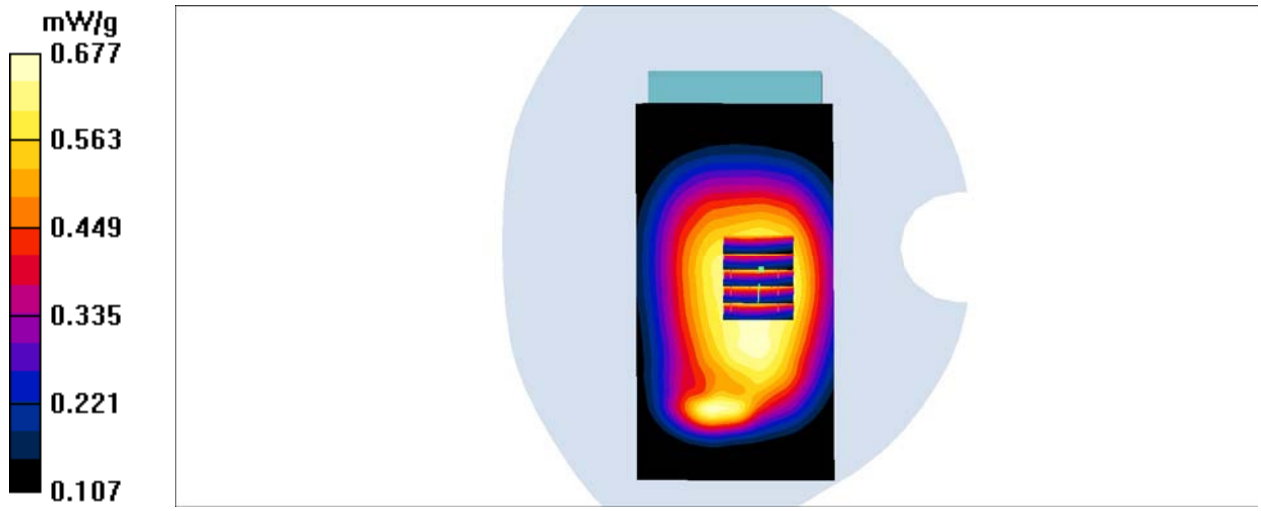

DUT: mobile phone; Type: P5526A;

Communication System: GPRS bands-4slots; Frequency: 836.6 MHz;Duty Cycle: 1:2
Medium parameters used: f = 836.6 MHz; σ = 0.98 mho/m; εr = 54.31; ρ = 1000 kg/m^3
Phantom section: Flat Section
DASY4 Configuration:
- Probe: ET3DV6 - SN1664; ConvF(6.41, 6.41, 6.41); Calibrated: 11/17/2016
- Sensor-Surface: 4mm (Mechanical Surface Detection)
- Electronics: DAE4 Sn527; Calibrated: 10/19/2016
- Phantom: TWIN SAM; Type: QD000P40CC; Serial: TP:1368
- Postprocessing SW: SEMCAD, V1.8 Build 145

GSM850-hotspot-Right-mid/Area Scan (41x101x1): Measurement grid: dx=15mm, dy=15mm
Maximum value of SAR (interpolated) = 0.448 mW/g

GSM850-hotspot-Right-mid/Zoom Scan (5x5x7)/Cube 0: Measurement grid: dx=8mm, dy=8mm, dz=5mm
Reference Value = 20.5 V/m; Power Drift = 0.064 dB
Peak SAR (extrapolated) = 0.586 W/kg
SAR(1 g) = 0.421 mW/g; SAR(10 g) = 0.290 mW/g
Maximum value of SAR (measured) = 0.451 mW/g

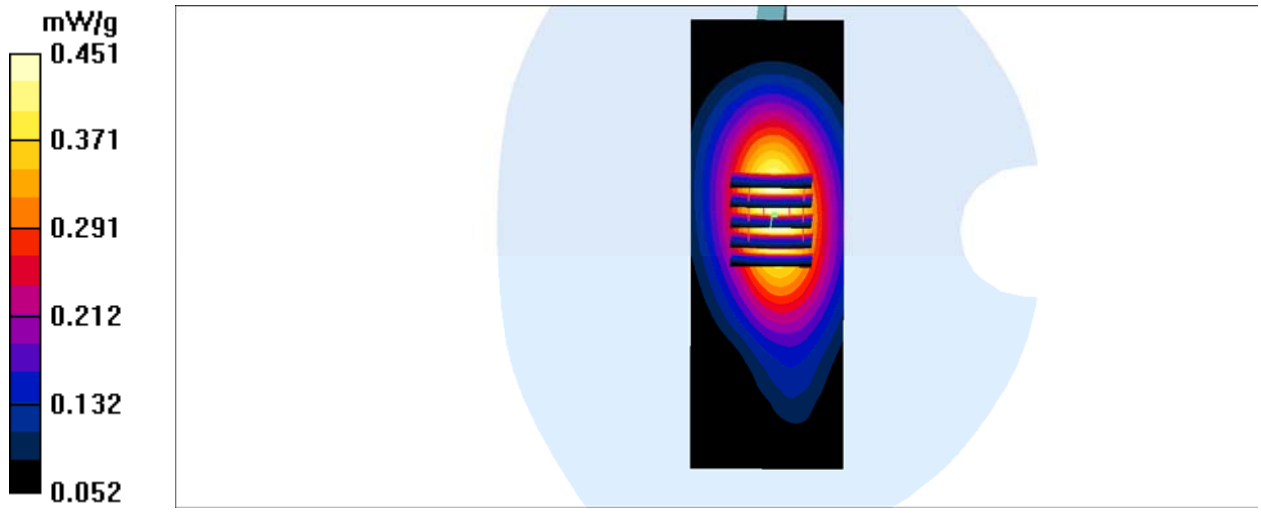

DUT: mobile phone; Type: P5526A;

Communication System: GPRS bands-4slots; Frequency: 836.6 MHz;Duty Cycle: 1:2
Medium parameters used: f = 836.6 MHz; σ = 0.98 mho/m; εr = 54.31; ρ = 1000 kg/m^3
Phantom section: Flat Section
DASY4 Configuration:
- Probe: ET3DV6 - SN1664; ConvF(6.41, 6.41, 6.41); Calibrated: 11/17/2016
- Sensor-Surface: 4mm (Mechanical Surface Detection)
- Electronics: DAE4 Sn527; Calibrated: 10/19/2016
- Phantom: TWIN SAM; Type: QD000P40CC; Serial: TP:1368
- Postprocessing SW: SEMCAD, V1.8 Build 145

GSM850-hotspot-bottom-mid/Area Scan (81x101x1): Measurement grid: dx=15mm, dy=15mm
Maximum value of SAR (interpolated) = 0.533 mW/g

GSM850-hotspot-bottom-mid/Zoom Scan (5x5x7)/Cube 0: Measurement grid: dx=8mm, dy=8mm, dz=5mm
Reference Value = 23.9 V/m; Power Drift = -0.028 dB
Peak SAR (extrapolated) = 0.894 W/kg
SAR(1 g) = 0.493 mW/g; SAR(10 g) = 0.303 mW/g
Maximum value of SAR (measured) = 0.532 mW/g

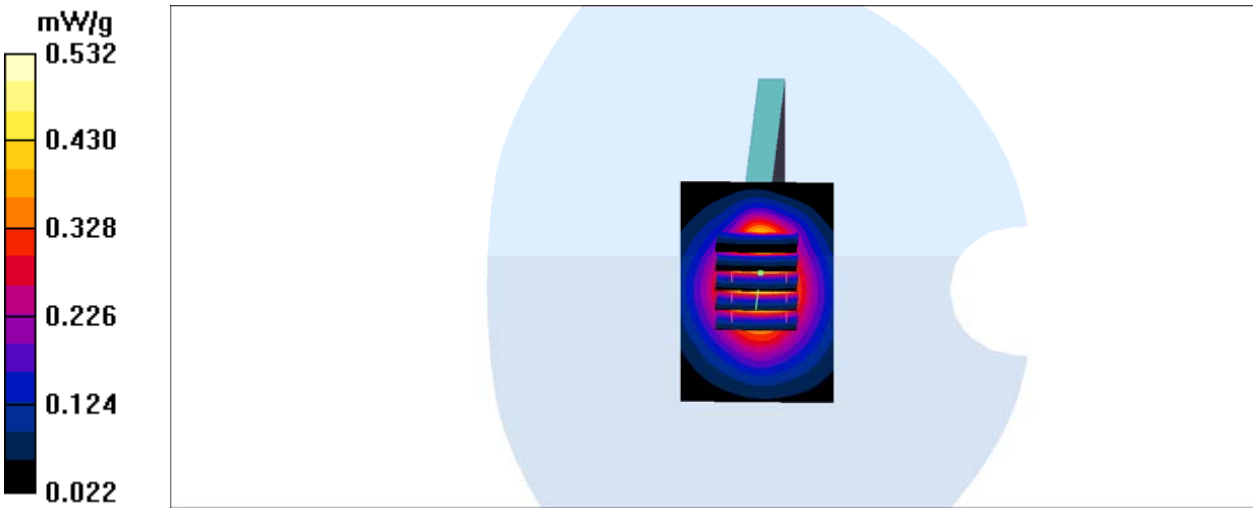

DUT: mobile phone; Type: P5526A;

Communication System: GSM bands; Frequency: 1880 MHz;Duty Cycle: 1:8
Medium parameters used: f = 1880 MHz; σ = 1.42 mho/m; εr = 39.54; ρ = 1000 kg/m^3
Phantom section: Left Section
DASY4 Configuration:
- Probe: ET3DV6 - SN1664; ConvF(4.92, 4.92, 4.92); Calibrated: 11/17/2016
- Sensor-Surface: 4mm (Mechanical Surface Detection)
- Electronics: DAE4 Sn527; Calibrated: 10/19/2016
- Phantom: TWIN SAM; Type: QD000P40CC; Serial: TP:1368
- Postprocessing SW: SEMCAD, V1.8 Build 145

PCS1900-head-left-cheek-mid/Area Scan (71x121x1): Measurement grid: dx=15mm, dy=15mm
Maximum value of SAR (interpolated) = 0.087 mW/g

PCS1900-head-left-cheek-mid/Zoom Scan (5x5x7)/Cube 0: Measurement grid: dx=8mm, dy=8mm, dz=5mm
Reference Value = 2.27 V/m; Power Drift = 0.150 dB
Peak SAR (extrapolated) = 0.113 W/kg
SAR(1 g) = 0.076 mW/g; SAR(10 g) = 0.048 mW/g
Maximum value of SAR (measured) = 0.080 mW/g



DUT: mobile phone; Type: P5526A;

Communication System: GSM bands; Frequency: 1880 MHz;Duty Cycle: 1:8
Medium parameters used: f = 1880 MHz; σ = 1.42 mho/m; εr = 39.54; ρ = 1000 kg/m^3
Phantom section: Left Section
DASY4 Configuration:
- Probe: ET3DV6 - SN1664; ConvF(4.92, 4.92, 4.92); Calibrated: 11/17/2016
- Sensor-Surface: 4mm (Mechanical Surface Detection)
- Electronics: DAE4 Sn527; Calibrated: 10/19/2016
- Phantom: TWIN SAM; Type: QD000P40CC; Serial: TP:1368
- Postprocessing SW: SEMCAD, V1.8 Build 145

PCS1900-head-left-tilt-mid/Area Scan (71x121x1): Measurement grid: dx=15mm, dy=15mm
Maximum value of SAR (interpolated) = 0.022 mW/g

PCS1900-head-left-tilt-mid/Zoom Scan (5x5x7)/Cube 0: Measurement grid: dx=8mm, dy=8mm, dz=5mm
Reference Value = 3.35 V/m; Power Drift = 0.046 dB
Peak SAR (extrapolated) = 0.043 W/kg
SAR(1 g) = 0.018 mW/g; SAR(10 g) = 0.011 mW/g
Maximum value of SAR (measured) = 0.020 mW/g

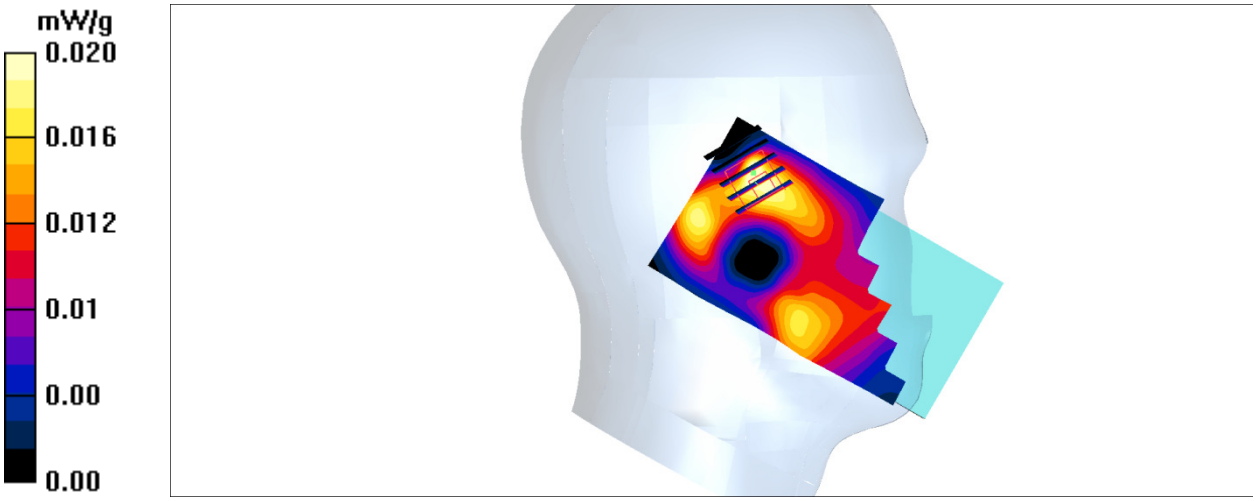

DUT: mobile phone; Type: P5526A;

Communication System: GSM bands; Frequency: 1880 MHz;Duty Cycle: 1:8
Medium parameters used: f = 1880 MHz; σ = 1.42 mho/m; εr = 39.54; ρ = 1000 kg/m^3
Phantom section: Right Section
DASY4 Configuration:
- Probe: ET3DV6 - SN1664; ConvF(4.92, 4.92, 4.92); Calibrated: 11/17/2016
- Sensor-Surface: 4mm (Mechanical Surface Detection)
- Electronics: DAE4 Sn527; Calibrated: 10/19/2016
- Phantom: TWIN SAM; Type: QD000P40CC; Serial: TP:1368
- Postprocessing SW: SEMCAD, V1.8 Build 145

PCS1900-head-right-cheek-mid/Area Scan (71x121x1): Measurement grid: dx=15mm, dy=15mm
Maximum value of SAR (interpolated) = 0.061 mW/g

PCS1900-head-right-cheek-mid/Zoom Scan (5x5x7)/Cube 0: Measurement grid: dx=8mm, dy=8mm, dz=5mm
Reference Value = 2.65 V/m; Power Drift = -0.115 dB
Peak SAR (extrapolated) = 0.073 W/kg
SAR(1 g) = 0.051 mW/g; SAR(10 g) = 0.034 mW/g
Maximum value of SAR (measured) = 0.055 mW/g

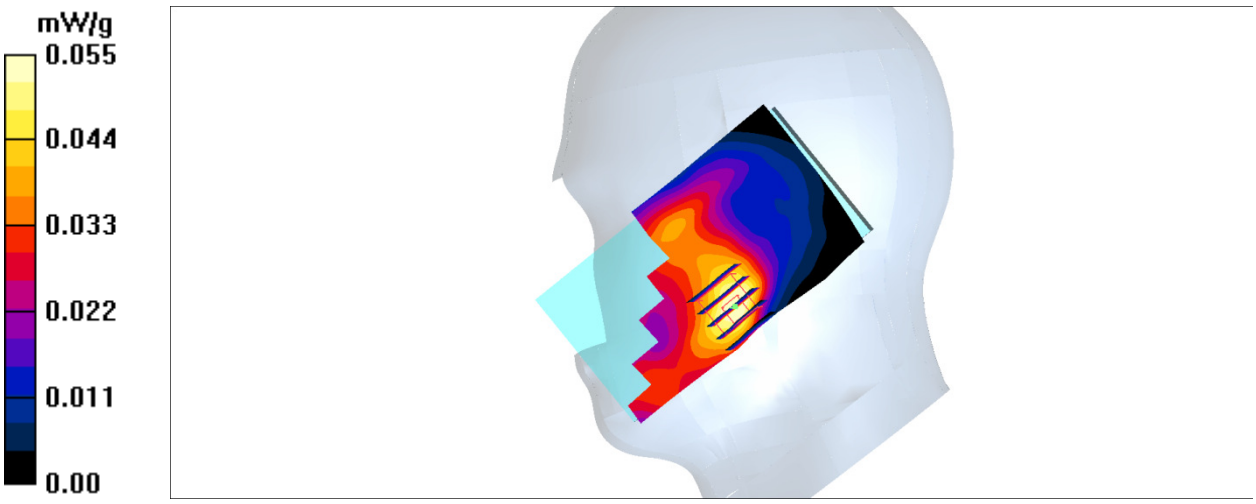

DUT: mobile phone; Type: P5526A;

Communication System: GSM bands; Frequency: 1880 MHz;Duty Cycle: 1:8
Medium parameters used: f = 1880 MHz; σ = 1.42 mho/m; εr = 39.54; ρ = 1000 kg/m^3
Phantom section: Right Section
DASY4 Configuration:
- Probe: ET3DV6 - SN1664; ConvF(4.92, 4.92, 4.92); Calibrated: 11/17/2016
- Sensor-Surface: 4mm (Mechanical Surface Detection)
- Electronics: DAE4 Sn527; Calibrated: 10/19/2016
- Phantom: TWIN SAM; Type: QD000P40CC; Serial: TP:1368
- Postprocessing SW: SEMCAD, V1.8 Build 145

PCS1900-head-right-tilt-mid/Area Scan (71x121x1): Measurement grid: dx=15mm, dy=15mm
Maximum value of SAR (interpolated) = 0.020 mW/g

PCS1900-head-right-tilt-mid/Zoom Scan (5x5x7)/Cube 0: Measurement grid: dx=8mm, dy=8mm, dz=5mm
Reference Value = 3.68 V/m; Power Drift = -0.026 dB
Peak SAR (extrapolated) = 0.026 W/kg
SAR(1 g) = 0.017 mW/g; SAR(10 g) = 0.00963 mW/g
Maximum value of SAR (measured) = 0.018 mW/g

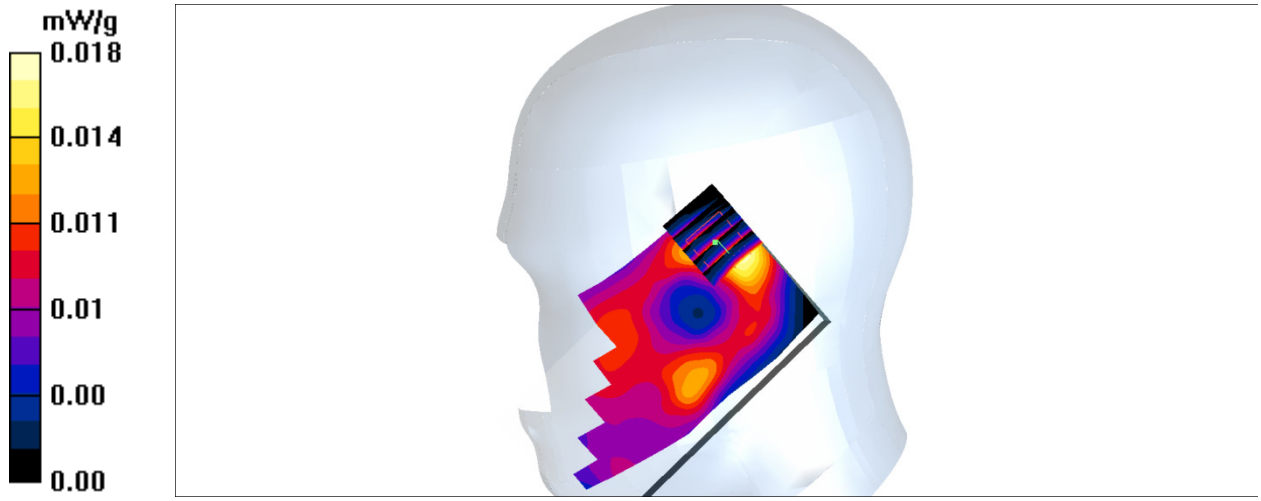

DUT: mobile phone; Type: P5526A;

Communication System: GSM bands; Frequency: 1880 MHz;Duty Cycle: 1:8
Medium parameters used: f = 1880 MHz; σ = 1.52 mho/m; εr = 51.46; ρ = 1000 kg/m^3
Phantom section: Flat Section
DASY4 Configuration:
- Probe: ET3DV6 - SN1664; ConvF(4.32, 4.32, 4.32); Calibrated: 11/17/2016
- Sensor-Surface: 4mm (Mechanical Surface Detection)
- Electronics: DAE4 Sn527; Calibrated: 10/19/2016
- Phantom: TWIN SAM; Type: QD000P40CC; Serial: TP:1368
- Postprocessing SW: SEMCAD, V1.8 Build 145

PCS1900-Body-worn-back-mid/Area Scan (91x101x1): Measurement grid: dx=15mm, dy=15mm
Maximum value of SAR (interpolated) = 0.697 mW/g

PCS1900-Body-worn-back-mid/Zoom Scan (5x5x7)/Cube 0: Measurement grid: dx=8mm, dy=8mm, dz=5mm
Reference Value = 18.5 V/m; Power Drift = -0.012 dB
Peak SAR (extrapolated) = 1.29 W/kg
SAR(1 g) = 0.723 mW/g; SAR(10 g) = 0.376 mW/g
Maximum value of SAR (measured) = 0.828 mW/g

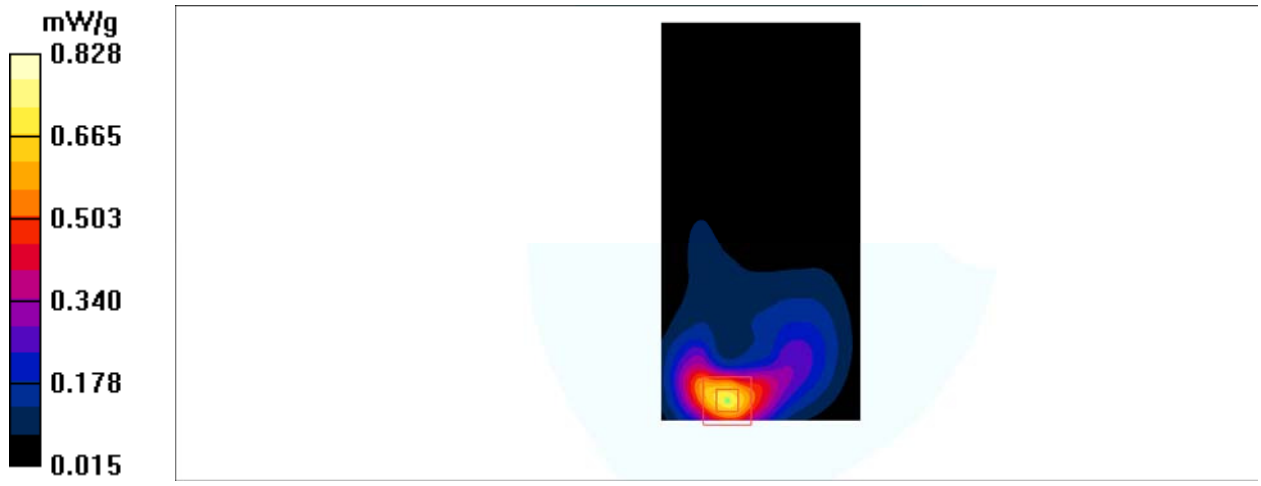

DUT: mobile phone; Type: P5526A;

Communication System: GPRS bands-4slots; Frequency: 1850.2 MHz;Duty Cycle: 1:2
Medium parameters used: f = 1850.2 MHz; σ = 1.51 mho/m; εr = 52.16; ρ = 1000 kg/m^3
Phantom section: Flat Section
DASY4 Configuration:
- Probe: ET3DV6 - SN1664; ConvF(4.32, 4.32, 4.32); Calibrated: 11/17/2016
- Sensor-Surface: 4mm (Mechanical Surface Detection)
- Electronics: DAE4 Sn527; Calibrated: 10/19/2016
- Phantom: TWIN SAM; Type: QD000P40CC; Serial: TP:1368
- Postprocessing SW: SEMCAD, V1.8 Build 145

PCS1900-hotspot-back-low/Area Scan (61x111x1): Measurement grid: dx=15mm, dy=15mm
Maximum value of SAR (interpolated) = 1.30 mW/g

PCS1900-hotspot-back-low/Zoom Scan (5x5x7)/Cube 0: Measurement grid: dx=8mm, dy=8mm, dz=5mm
Reference Value = 18.7 V/m; Power Drift = -0.158 dB
Peak SAR (extrapolated) = 1.96 W/kg
SAR(1 g) = 1.17 mW/g; SAR(10 g) = 0.636 mW/g
Maximum value of SAR (measured) = 1.35 mW/g



0 dB = 1.35mW/g

DUT: mobile phone; Type: P5526A;

Communication System: GPRS bands-4slots; Frequency: 1880 MHz;Duty Cycle: 1:2
Medium parameters used: f = 1880 MHz; σ = 1.52 mho/m; εr = 51.46; ρ = 1000 kg/m^3
Phantom section: Flat Section
DASY4 Configuration:
- Probe: ET3DV6 - SN1664; ConvF(4.32, 4.32, 4.32); Calibrated: 11/17/2016
- Sensor-Surface: 4mm (Mechanical Surface Detection)
- Electronics: DAE4 Sn527; Calibrated: 10/19/2016
- Phantom: TWIN SAM; Type: QD000P40CC; Serial: TP:1368
- Postprocessing SW: SEMCAD, V1.8 Build 145

PCS1900-hotspot-back-mid/Area Scan (61x111x1): Measurement grid: dx=15mm, dy=15mm
Maximum value of SAR (interpolated) = 1.13 mW/g

PCS1900-hotspot-back-mid/Zoom Scan (5x5x7)/Cube 0: Measurement grid: dx=8mm, dy=8mm, dz=5mm
Reference Value = 16.7 V/m; Power Drift = 0.00 dB
Peak SAR (extrapolated) = 1.73 W/kg
SAR(1 g) = 1.01 mW/g; SAR(10 g) = 0.533 mW/g
Maximum value of SAR (measured) = 1.13 mW/g



0 dB = 1.13mW/g

DUT: mobile phone; Type: P5526A;

Communication System: GPRS bands-4slots; Frequency: 1909.8 MHz;Duty Cycle: 1:2
Medium parameters used: f = 1909.8 MHz; σ = 1.53 mho/m; εr = 51.34; ρ = 1000 kg/m^3
Phantom section: Flat Section
DASY4 Configuration:
- Probe: ET3DV6 - SN1664; ConvF(4.32, 4.32, 4.32); Calibrated: 11/17/2016
- Sensor-Surface: 4mm (Mechanical Surface Detection)
- Electronics: DAE4 Sn527; Calibrated: 10/19/2016
- Phantom: TWIN SAM; Type: QD000P40CC; Serial: TP:1368
- Postprocessing SW: SEMCAD, V1.8 Build 145

PCS1900-hotspot-back-high/Area Scan (61x111x1): Measurement grid: dx=15mm, dy=15mm
Maximum value of SAR (interpolated) = 0.739 mW/g

PCS1900-hotspot-back-high/Zoom Scan (5x5x7)/Cube 0: Measurement grid: dx=8mm, dy=8mm, dz=5mm
Reference Value = 13.5 V/m; Power Drift = -0.016 dB
Peak SAR (extrapolated) = 1.13 W/kg
SAR(1 g) = 0.661 mW/g; SAR(10 g) = 0.350 mW/g
Maximum value of SAR (measured) = 0.740 mW/g



0 dB = 0.740mW/g

DUT: mobile phone; Type: P5526A;

Communication System: GPRS bands-4slots; Frequency: 1880 MHz;Duty Cycle: 1:2
Medium parameters used: f = 1880 MHz; σ = 1.52 mho/m; εr = 51.46; ρ = 1000 kg/m^3
Phantom section: Flat Section
DASY4 Configuration:
- Probe: ET3DV6 - SN1664; ConvF(4.32, 4.32, 4.32); Calibrated: 11/17/2016
- Sensor-Surface: 4mm (Mechanical Surface Detection)
- Electronics: DAE4 Sn527; Calibrated: 10/19/2016
- Phantom: TWIN SAM; Type: QD000P40CC; Serial: TP:1368
- Postprocessing SW: SEMCAD, V1.8 Build 145

PCS1900-hotspot-Right-mid/Area Scan (41x111x1): Measurement grid: dx=15mm, dy=15mm
Maximum value of SAR (interpolated) = 0.032 mW/g

PCS1900-hotspot-Right-mid/Zoom Scan (5x5x7)/Cube 0: Measurement grid: dx=8mm, dy=8mm, dz=5mm
Reference Value = 3.82 V/m; Power Drift = -0.056 dB
Peak SAR (extrapolated) = 0.048 W/kg
SAR(1 g) = 0.029 mW/g; SAR(10 g) = 0.018 mW/g
Maximum value of SAR (measured) = 0.032 mW/g

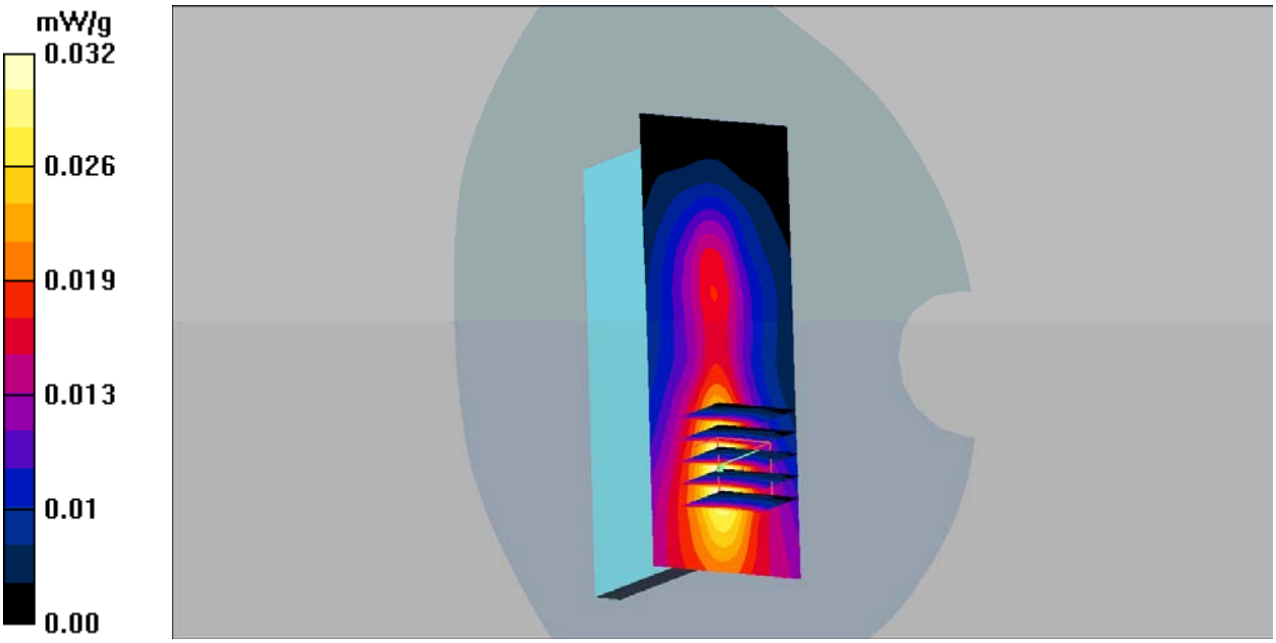

DUT: mobile phone; Type: P5526A;

Communication System: GPRS bands-4slots; Frequency: 1850.2 MHz;Duty Cycle: 1:2
Medium parameters used: f = 1850.2 MHz; σ = 1.51 mho/m; εr = 52.16; ρ = 1000 kg/m^3
Phantom section: Flat Section
DASY4 Configuration:
- Probe: ET3DV6 - SN1664; ConvF(4.32, 4.32, 4.32); Calibrated: 11/17/2016
- Sensor-Surface: 4mm (Mechanical Surface Detection)
- Electronics: DAE4 Sn527; Calibrated: 10/19/2016
- Phantom: TWIN SAM; Type: QD000P40CC; Serial: TP:1368
- Postprocessing SW: SEMCAD, V1.8 Build 145

PCS1900-hotspot-bottom-low/Area Scan (61x61x1): Measurement grid: dx=15mm, dy=15mm
Maximum value of SAR (interpolated) = 1.57 mW/g

PCS1900-hotspot-bottom-low/Zoom Scan (5x5x7)/Cube 0: Measurement grid: dx=8mm, dy=8mm, dz=5mm
Reference Value = 19.3 V/m; Power Drift = -0.092 dB
Peak SAR (extrapolated) = 2.33 W/kg
SAR(1 g) = 1.14 mW/g; SAR(10 g) = 0.710 mW/g
Maximum value of SAR (measured) = 1.51 mW/g

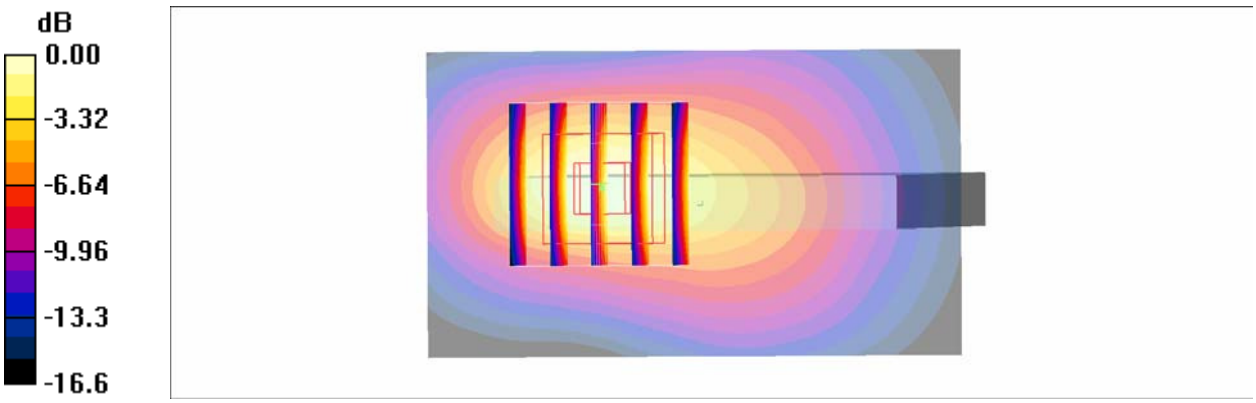

0 dB = 1.51mW/g

DUT: mobile phone; Type: P5526A;

Communication System: GPRS bands-4slots; Frequency: 1880 MHz;Duty Cycle: 1:2
Medium parameters used: f = 1880 MHz; σ = 1.52 mho/m; εr = 51.46; ρ = 1000 kg/m^3
Phantom section: Flat Section
DASY4 Configuration:
- Probe: ET3DV6 - SN1664; ConvF(4.32, 4.32, 4.32); Calibrated: 11/17/2016
- Sensor-Surface: 4mm (Mechanical Surface Detection)
- Electronics: DAE4 Sn527; Calibrated: 10/19/2016
- Phantom: TWIN SAM; Type: QD000P40CC; Serial: TP:1368
- Postprocessing SW: SEMCAD, V1.8 Build 145

PCS1900-hotspot-bottom-mid/Area Scan (61x61x1): Measurement grid: dx=15mm, dy=15mm
Maximum value of SAR (interpolated) = 1.43 mW/g

PCS1900-hotspot-bottom-mid/Zoom Scan (5x5x7)/Cube 0: Measurement grid: dx=8mm, dy=8mm, dz=5mm
Reference Value = 18.8 V/m; Power Drift = -0.143 dB
Peak SAR (extrapolated) = 1.91 W/kg
SAR(1 g) = 1.15 mW/g; SAR(10 g) = 0.614 mW/g
Maximum value of SAR (measured) = 1.28 mW/g

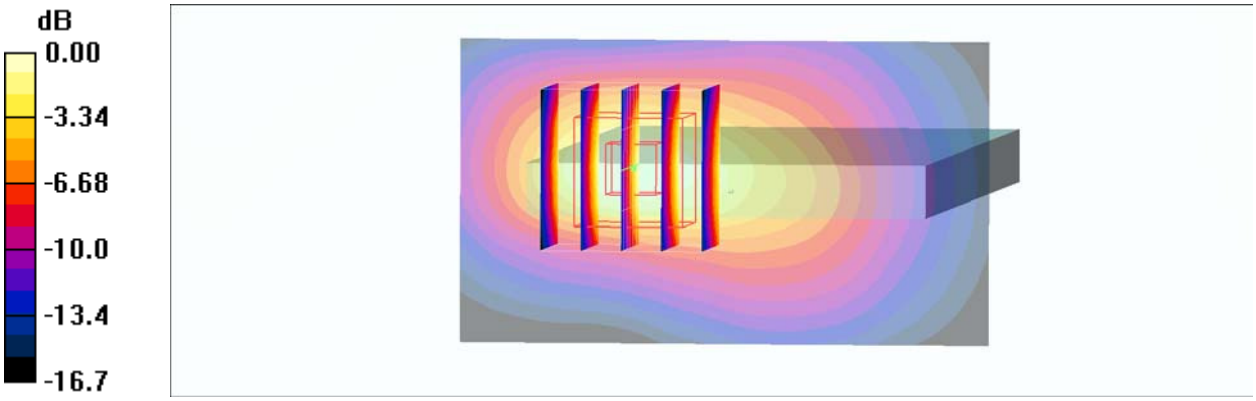

0 dB = 1.28mW/g

DUT: mobile phone; Type: P5526A;

Communication System: GPRS bands-4slots; Frequency: 1909.8 MHz;Duty Cycle: 1:2
Medium parameters used: f = 1909.8 MHz; σ = 1.53 mho/m; εr = 51.34; ρ = 1000 kg/m^3
Phantom section: Flat Section
DASY4 Configuration:
- Probe: ET3DV6 - SN1664; ConvF(4.32, 4.32, 4.32); Calibrated: 11/17/2016
- Sensor-Surface: 4mm (Mechanical Surface Detection)
- Electronics: DAE4 Sn527; Calibrated: 10/19/2016
- Phantom: TWIN SAM; Type: QD000P40CC; Serial: TP:1368
- Postprocessing SW: SEMCAD, V1.8 Build 145

PCS1900-hotspot-bottom-high/Area Scan (61x61x1): Measurement grid: dx=15mm, dy=15mm
Maximum value of SAR (interpolated) = 0.861 mW/g

PCS1900-hotspot-bottom-high/Zoom Scan (5x5x7)/Cube 0: Measurement grid: dx=8mm, dy=8mm, dz=5mm
Reference Value = 14.4 V/m; Power Drift = 0.036 dB
Peak SAR (extrapolated) = 1.20 W/kg
SAR(1 g) = 0.716 mW/g; SAR(10 g) = 0.379 mW/g
Maximum value of SAR (measured) = 0.813 mW/g

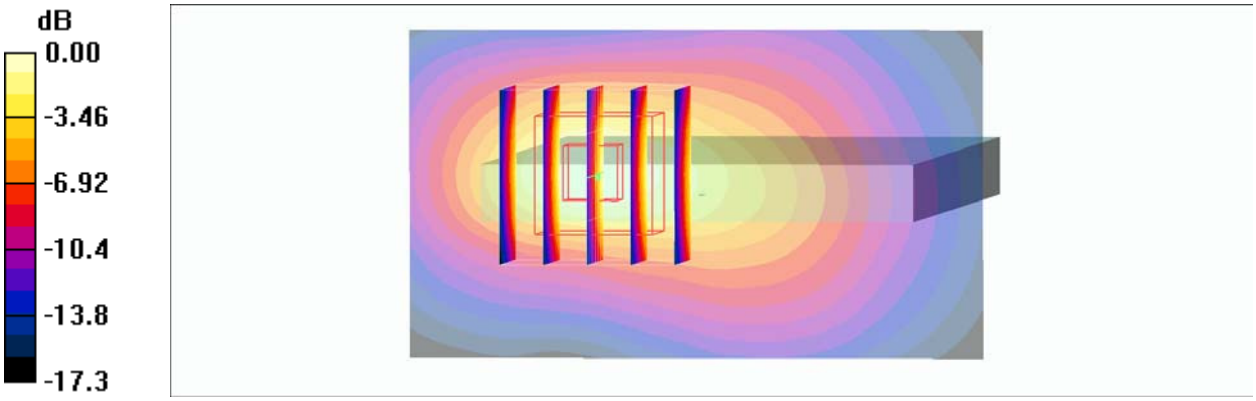

0 dB = 0.813mW/g

DUT: mobile phone; Type: P5526A;

Communication System: 3G Bands; Frequency: 846.6 MHz;Duty Cycle: 1:1
Medium parameters used: f = 846.6 MHz; σ = 0.90 mho/m; εr = 40.57; ρ = 1000 kg/m^3
Phantom section: Left Section
DASY4 Configuration:
- Probe: ET3DV6 - SN1664; ConvF(6.33, 6.33, 6.33); Calibrated: 11/17/2016
- Sensor-Surface: 4mm (Mechanical Surface Detection)
- Electronics: DAE4 Sn527; Calibrated: 10/19/2016
- Phantom: TWIN SAM; Type: QD000P40CC; Serial: TP:1368
- Postprocessing SW: SEMCAD, V1.8 Build 145

WCDMA835-head-left-cheek-High/Area Scan (71x121x1): Measurement grid: dx=15mm, dy=15mm
Maximum value of SAR (interpolated) = 0.279 mW/g

WCDMA835-head-left-cheek-High/Zoom Scan (5x5x7)/Cube 0: Measurement grid: dx=8mm, dy=8mm, dz=5mm
Reference Value = 6.24 V/m; Power Drift = 0.056 dB
Peak SAR (extrapolated) = 0.333 W/kg
SAR(1 g) = 0.265 mW/g; SAR(10 g) = 0.202 mW/g
Maximum value of SAR (measured) = 0.283 mW/g

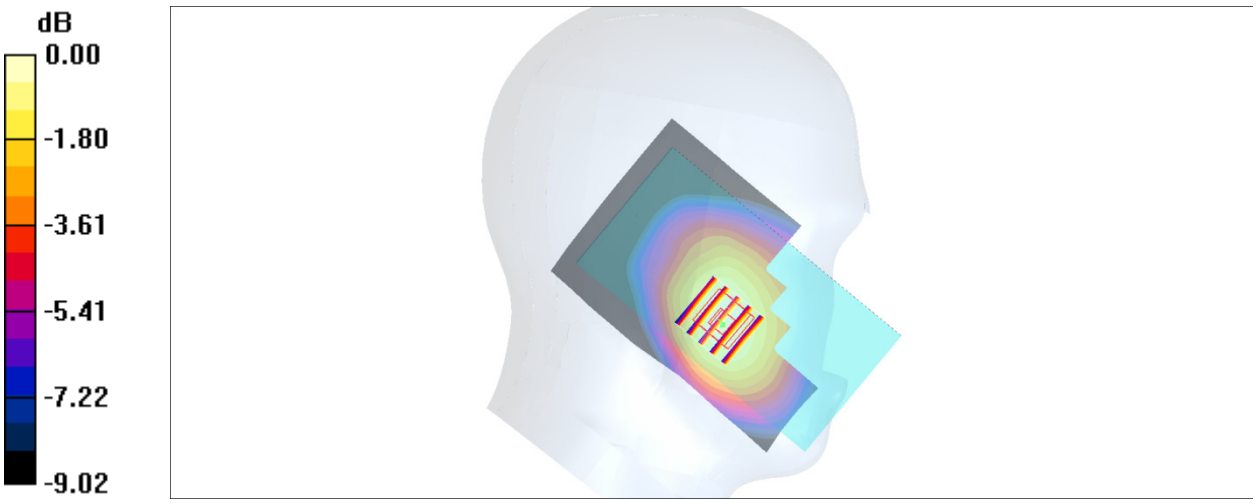

0 dB = 0.283mW/g

DUT: mobile phone; Type: P5526A;

Communication System: 3G Bands; Frequency: 846.6 MHz;Duty Cycle: 1:1
Medium parameters used: f = 846.6 MHz; σ = 0.90 mho/m; εr = 40.57; ρ = 1000 kg/m^3
Phantom section: Left Section
DASY4 Configuration:
- Probe: ET3DV6 - SN1664; ConvF(6.33, 6.33, 6.33); Calibrated: 11/17/2016
- Sensor-Surface: 4mm (Mechanical Surface Detection)
- Electronics: DAE4 Sn527; Calibrated: 10/19/2016
- Phantom: TWIN SAM; Type: QD000P40CC; Serial: TP:1368
- Postprocessing SW: SEMCAD, V1.8 Build 145

WCDMA835-head-left-tilt-High/Area Scan (71x121x1): Measurement grid: dx=15mm, dy=15mm
Maximum value of SAR (interpolated) = 0.148 mW/g

WCDMA835-head-left-tilt-High/Zoom Scan (5x5x7)/Cube 0: Measurement grid: dx=8mm, dy=8mm, dz=5mm
Reference Value = 9.36 V/m; Power Drift = 0.076 dB
Peak SAR (extrapolated) = 0.171 W/kg
SAR(1 g) = 0.140 mW/g; SAR(10 g) = 0.109 mW/g
Maximum value of SAR (measured) = 0.147 mW/g

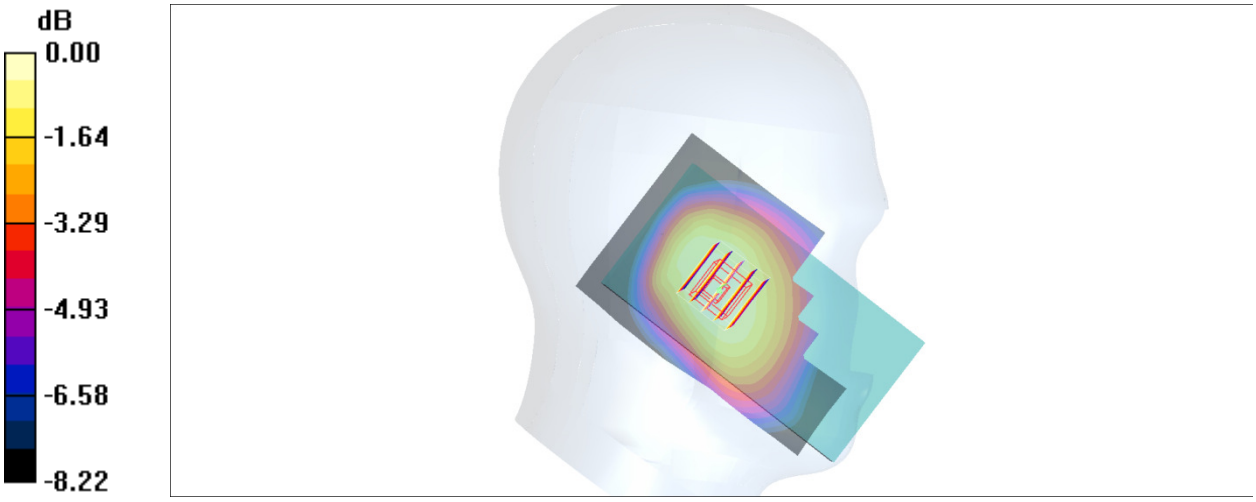

0 dB = 0.147mW/g

DUT: mobile phone; Type: P5526A;

Communication System: 3G Bands; Frequency: 846.6 MHz;Duty Cycle: 1:1
Medium parameters used: f = 846.6 MHz; σ = 0.90 mho/m; εr = 40.57; ρ = 1000 kg/m^3
Phantom section: Right Section
DASY4 Configuration:
- Probe: ET3DV6 - SN1664; ConvF(6.33, 6.33, 6.33); Calibrated: 11/17/2016
- Sensor-Surface: 4mm (Mechanical Surface Detection)
- Electronics: DAE4 Sn527; Calibrated: 10/19/2016
- Phantom: TWIN SAM; Type: QD000P40CC; Serial: TP:1368
- Postprocessing SW: SEMCAD, V1.8 Build 145

WCDMA835-head-right-cheek-High/Area Scan (71x121x1): Measurement grid: dx=15mm, dy=15mm
Maximum value of SAR (interpolated) = 0.299 mW/g

WCDMA835-head-right-cheek-High/Zoom Scan (5x5x7)/Cube 0: Measurement grid: dx=8mm, dy=8mm, dz=5mm
Reference Value = 6.81 V/m; Power Drift = 0.109 dB
Peak SAR (extrapolated) = 0.346 W/kg
SAR(1 g) = 0.284 mW/g; SAR(10 g) = 0.224 mW/g
Maximum value of SAR (measured) = 0.298 mW/g

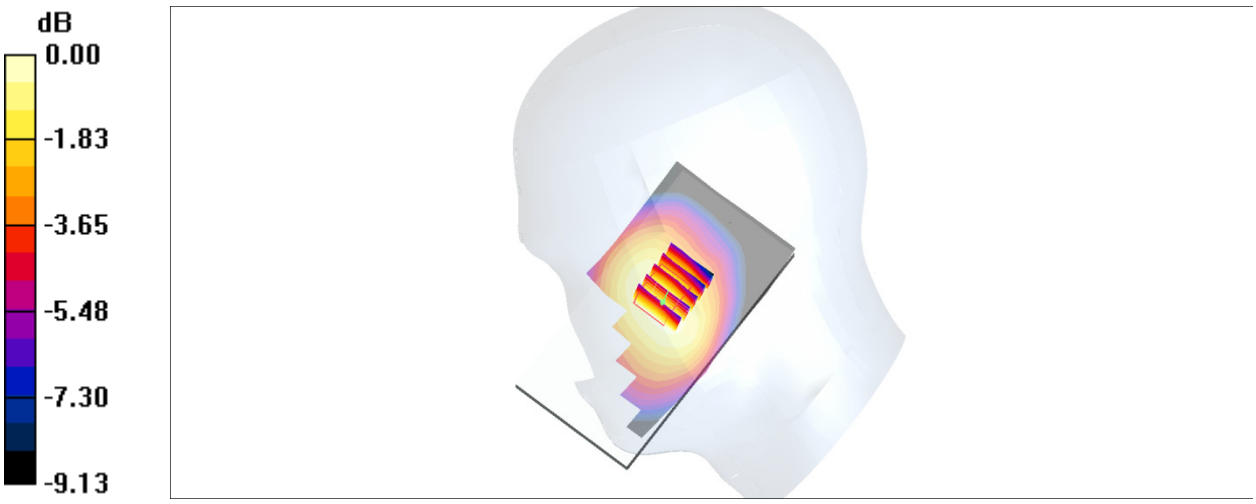

0 dB = 0.298mW/g

DUT: mobile phone; Type: P5526A;

Communication System: 3G Bands; Frequency: 846.6 MHz;Duty Cycle: 1:1
Medium parameters used: f = 846.6 MHz; σ = 0.90 mho/m; εr = 40.57; ρ = 1000 kg/m^3
Phantom section: Right Section
DASY4 Configuration:
- Probe: ET3DV6 - SN1664; ConvF(6.33, 6.33, 6.33); Calibrated: 11/17/2016
- Sensor-Surface: 4mm (Mechanical Surface Detection)
- Electronics: DAE4 Sn527; Calibrated: 10/19/2016
- Phantom: TWIN SAM; Type: QD000P40CC; Serial: TP:1368
- Postprocessing SW: SEMCAD, V1.8 Build 145

WCDMA835-head-right-tilt-High/Area Scan (71x121x1): Measurement grid: dx=15mm, dy=15mm
Maximum value of SAR (interpolated) = 0.151 mW/g

WCDMA835-head-right-tilt-High/Zoom Scan (5x5x7)/Cube 0: Measurement grid: dx=8mm, dy=8mm, dz=5mm
Reference Value = 9.33 V/m; Power Drift = 0.01 dB
Peak SAR (extrapolated) = 0.174 W/kg
SAR(1 g) = 0.144 mW/g; SAR(10 g) = 0.114 mW/g
Maximum value of SAR (measured) = 0.149 mW/g

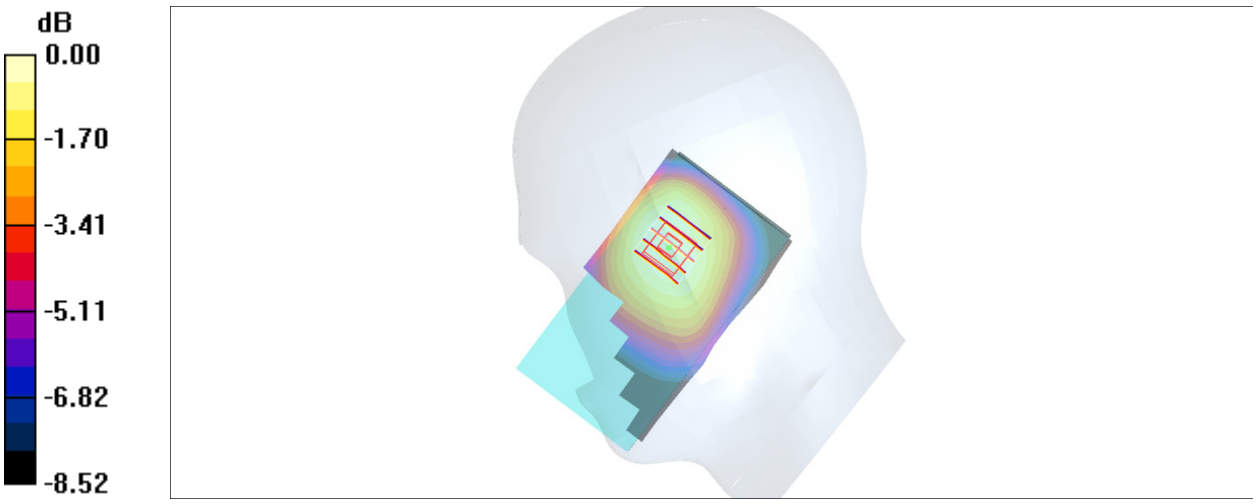

0 dB = 0.149mW/g

DUT: mobile phone; Type: P5526A;

Communication System: 3G Bands; Frequency: 846.6 MHz;Duty Cycle: 1:1
Medium parameters used: f = 846.6 MHz; σ = 1.00 mho/m; εr = 55.15; ρ = 1000 kg/m^3
Phantom section: Flat Section
DASY4 Configuration:
- Probe: ET3DV6 - SN1664; ConvF(6.41, 6.41, 6.41); Calibrated: 11/17/2016
- Sensor-Surface: 4mm (Mechanical Surface Detection)
- Electronics: DAE4 Sn527; Calibrated: 10/19/2016
- Phantom: TWIN SAM; Type: QD000P40CC; Serial: TP:1368
- Postprocessing SW: SEMCAD, V1.8 Build 145

WCDMA835-hotspot-back-High/Area Scan (91x111x1): Measurement grid: dx=15mm, dy=15mm
Maximum value of SAR (interpolated) = 0.485 mW/g

WCDMA835-hotspot-back-High/Zoom Scan (5x5x7)/Cube 0: Measurement grid: dx=8mm, dy=8mm, dz=5mm
Reference Value = 22.8 V/m; Power Drift = 0.028 dB
Peak SAR (extrapolated) = 0.575 W/kg
SAR(1 g) = 0.470 mW/g; SAR(10 g) = 0.369 mW/g
Maximum value of SAR (measured) = 0.493 mW/g

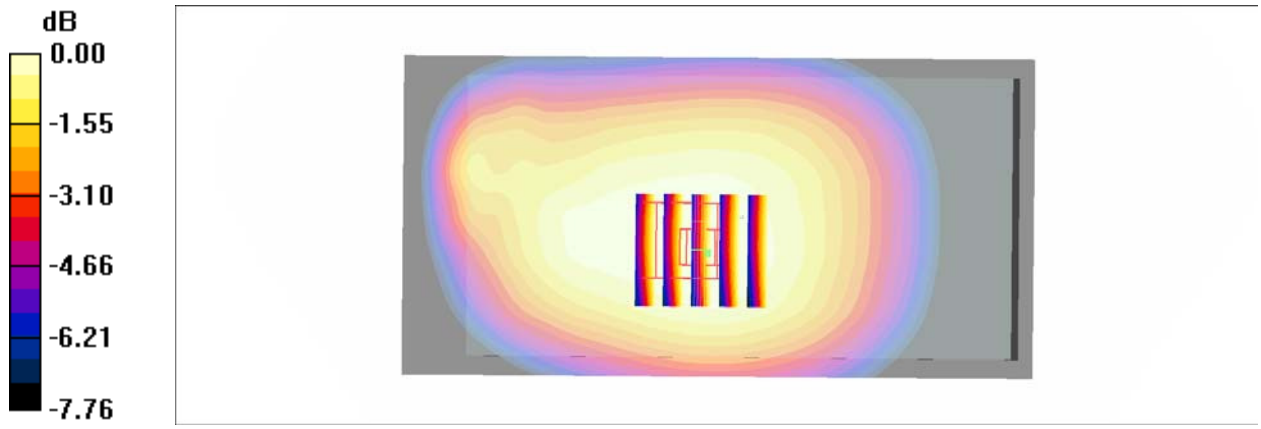

0 dB = 0.493mW/g

DUT: mobile phone; Type: P5526A;

Communication System: 3G Bands; Frequency: 846.6 MHz;Duty Cycle: 1:1
Medium parameters used: f = 846.6 MHz; σ = 1.00 mho/m; εr = 55.15; ρ = 1000 kg/m^3
Phantom section: Flat Section
DASY4 Configuration:
- Probe: ET3DV6 - SN1664; ConvF(6.41, 6.41, 6.41); Calibrated: 11/17/2016
- Sensor-Surface: 4mm (Mechanical Surface Detection)
- Electronics: DAE4 Sn527; Calibrated: 10/19/2016
- Phantom: TWIN SAM; Type: QD000P40CC; Serial: TP:1368
- Postprocessing SW: SEMCAD, V1.8 Build 145

WCDMA835-hotspot-Right-High/Area Scan (41x111x1): Measurement grid: dx=15mm, dy=15mm
Maximum value of SAR (interpolated) = 0.289 mW/g

WCDMA835-hotspot-Right-High/Zoom Scan (5x5x7)/Cube 0: Measurement grid: dx=8mm, dy=8mm, dz=5mm
Reference Value = 16.9 V/m; Power Drift = 0.021 dB
Peak SAR (extrapolated) = 0.379 W/kg
SAR(1 g) = 0.275 mW/g; SAR(10 g) = 0.191 mW/g
Maximum value of SAR (measured) = 0.294 mW/g

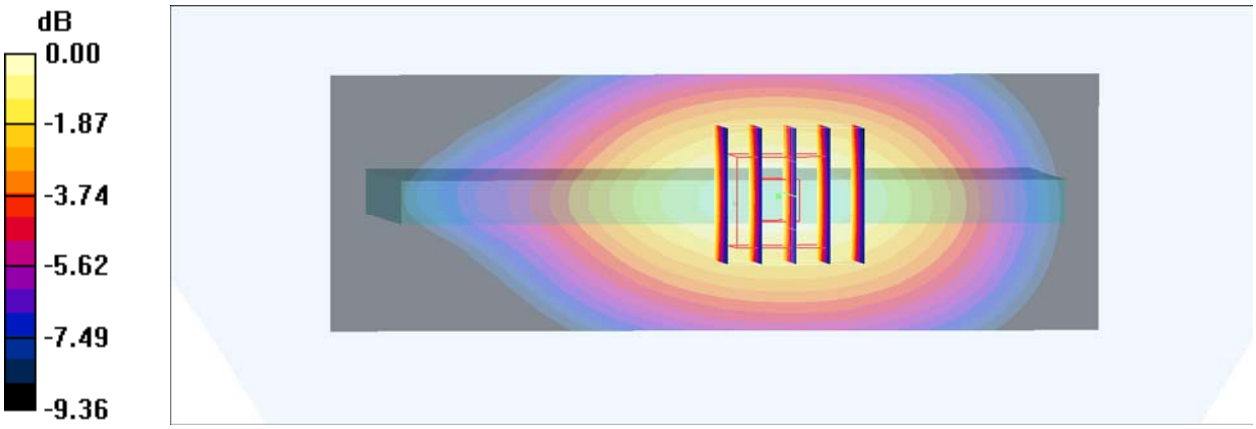

0 dB = 0.294mW/g

DUT: mobile phone; Type: P5526A;

Communication System: 3G Bands; Frequency: 846.6 MHz;Duty Cycle: 1:1
Medium parameters used: f = 846.6 MHz; σ = 1.00 mho/m; εr = 55.15; ρ = 1000 kg/m^3
Phantom section: Flat Section
DASY4 Configuration:
- Probe: ET3DV6 - SN1664; ConvF(6.41, 6.41, 6.41); Calibrated: 11/17/2016
- Sensor-Surface: 4mm (Mechanical Surface Detection)
- Electronics: DAE4 Sn527; Calibrated: 10/19/2016
- Phantom: TWIN SAM; Type: QD000P40CC; Serial: TP:1368
- Postprocessing SW: SEMCAD, V1.8 Build 145

WCDMA835-hotspot-bottom-High/Area Scan (41x61x1): Measurement grid: dx=15mm, dy=15mm
Maximum value of SAR (interpolated) = 0.339 mW/g

WCDMA835-hotspot-bottom-High/Zoom Scan (5x5x7)/Cube 0: Measurement grid: dx=8mm, dy=8mm, dz=5mm
Reference Value = 18.4 V/m; Power Drift = -0.064 dB
Peak SAR (extrapolated) = 0.536 W/kg
SAR(1 g) = 0.312 mW/g; SAR(10 g) = 0.194 mW/g
Maximum value of SAR (measured) = 0.337 mW/g

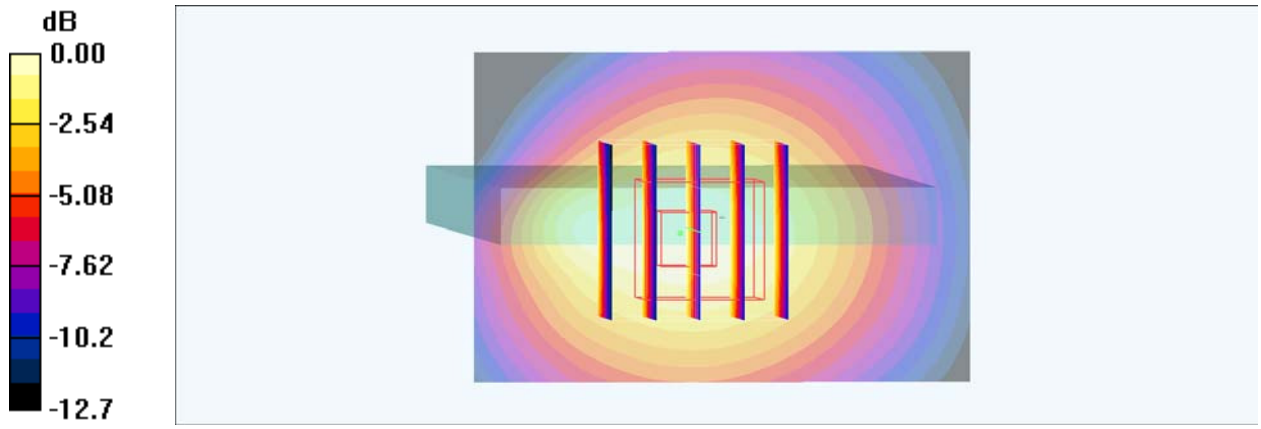

0 dB = 0.337mW/g

DUT: mobile phone; Type: P5526A;

Communication System: 3G Bands; Frequency: 1880 MHz;Duty Cycle: 1:1
Medium parameters used: f = 1880 MHz; σ = 1.42 mho/m; εr = 39.54; ρ = 1000 kg/m^3
Phantom section: Left Section
DASY4 Configuration:
- Probe: ET3DV6 - SN1664; ConvF(4.92, 4.92, 4.92); Calibrated: 11/17/2016
- Sensor-Surface: 4mm (Mechanical Surface Detection)
- Electronics: DAE4 Sn527; Calibrated: 10/19/2016
- Phantom: TWIN SAM; Type: QD000P40CC; Serial: TP:1368
- Postprocessing SW: SEMCAD, V1.8 Build 145

WCDMA1900-head-left-cheek-mid /Area Scan (71x121x1): Measurement grid: dx=15mm, dy=15mm
Maximum value of SAR (interpolated) = 0.153 mW/g

WCDMA1900-head-left-cheek-mid /Zoom Scan (5x5x7)/Cube 0: Measurement grid: dx=8mm, dy=8mm, dz=5mm
Reference Value = 2.87 V/m; Power Drift = 0.100 dB
Peak SAR (extrapolated) = 0.198 W/kg
SAR(1 g) = 0.136 mW/g; SAR(10 g) = 0.086 mW/g
Maximum value of SAR (measured) = 0.143 mW/g



DUT: mobile phone; Type: P5526A;

Communication System: 3G Bands; Frequency: 1880 MHz;Duty Cycle: 1:1
Medium parameters used: f = 1880 MHz; σ = 1.42 mho/m; εr = 39.54; ρ = 1000 kg/m^3
Phantom section: Left Section
DASY4 Configuration:
- Probe: ET3DV6 - SN1664; ConvF(4.92, 4.92, 4.92); Calibrated: 11/17/2016
- Sensor-Surface: 4mm (Mechanical Surface Detection)
- Electronics: DAE4 Sn527; Calibrated: 10/19/2016
- Phantom: TWIN SAM; Type: QD000P40CC; Serial: TP:1368
- Postprocessing SW: SEMCAD, V1.8 Build 145

WCDMA1900-head-left-tilt-mid/Area Scan (71x121x1): Measurement grid: dx=15mm, dy=15mm
Maximum value of SAR (interpolated) = 0.053 mW/g

WCDMA1900-head-left-tilt-mid/Zoom Scan (5x5x7)/Cube 0: Measurement grid: dx=8mm, dy=8mm, dz=5mm
Reference Value = 3.50 V/m; Power Drift = -0.024 dB
Peak SAR (extrapolated) = 0.068 W/kg
SAR(1 g) = 0.048 mW/g; SAR(10 g) = 0.032 mW/g
Maximum value of SAR (measured) = 0.051 mW/g

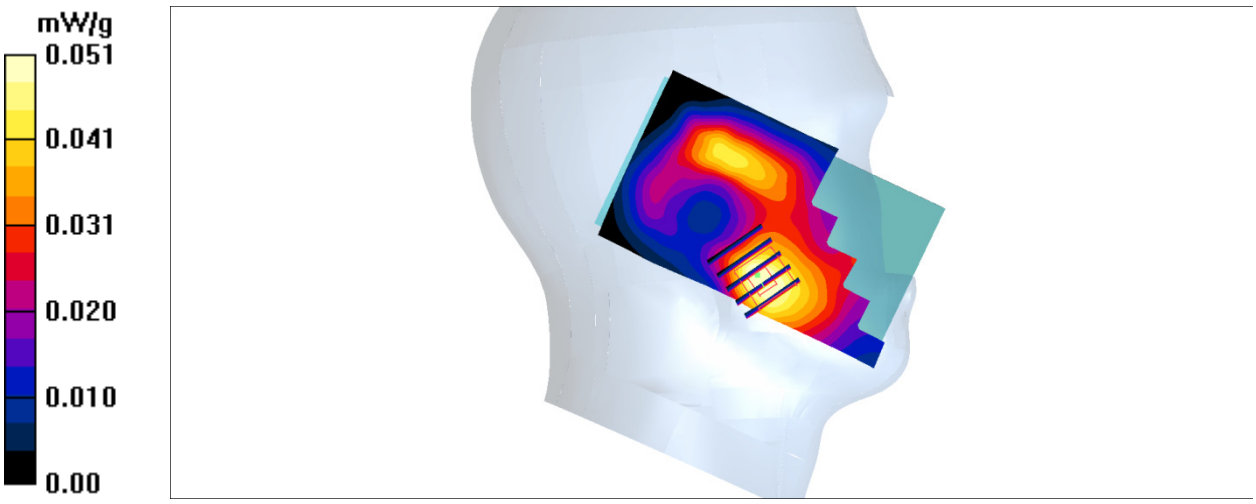

DUT: mobile phone; Type: P5526A;

Communication System: 3G Bands; Frequency: 1880 MHz;Duty Cycle: 1:1
Medium parameters used: f = 1880 MHz; σ = 1.42 mho/m; εr = 39.54; ρ = 1000 kg/m^3
Phantom section: Right Section
DASY4 Configuration:
- Probe: ET3DV6 - SN1664; ConvF(4.92, 4.92, 4.92); Calibrated: 11/17/2016
- Sensor-Surface: 4mm (Mechanical Surface Detection)
- Electronics: DAE4 Sn527; Calibrated: 10/19/2016
- Phantom: TWIN SAM; Type: QD000P40CC; Serial: TP:1368
- Postprocessing SW: SEMCAD, V1.8 Build 145

WCDMA1900-head-right-cheek-mid/Area Scan (71x121x1): Measurement grid: dx=15mm, dy=15mm
Maximum value of SAR (interpolated) = 0.149 mW/g

WCDMA1900-head-right-cheek-mid/Zoom Scan (5x5x7)/Cube 0: Measurement grid: dx=8mm, dy=8mm, dz=5mm
Reference Value = 2.72 V/m; Power Drift = 0.126 dB
Peak SAR (extrapolated) = 0.179 W/kg
SAR(1 g) = 0.125 mW/g; SAR(10 g) = 0.081 mW/g
Maximum value of SAR (measured) = 0.132 mW/g

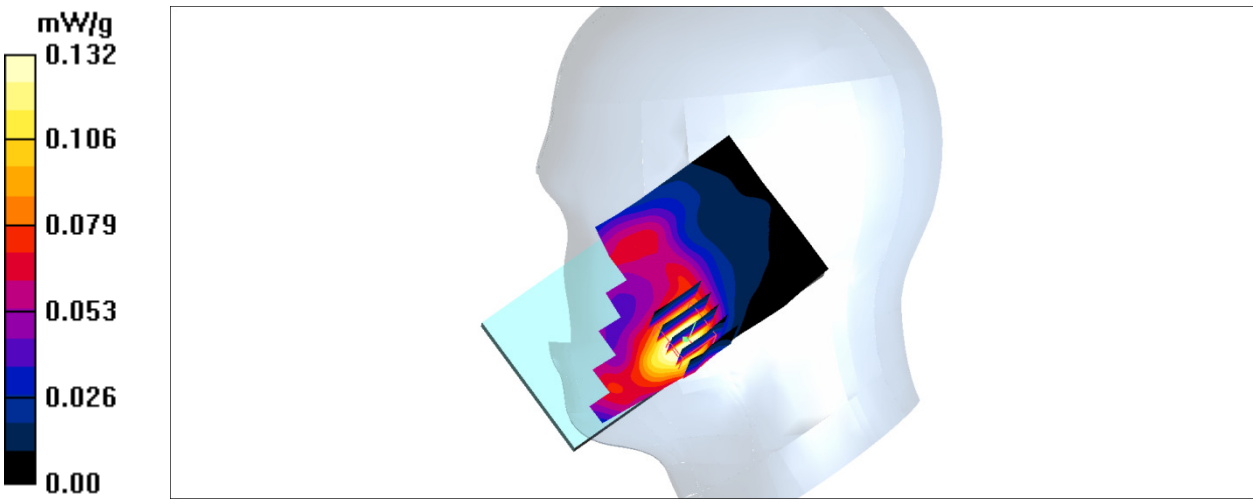

DUT: mobile phone; Type: P5526A;

Communication System: 3G Bands; Frequency: 1880 MHz;Duty Cycle: 1:1
Medium parameters used: f = 1880 MHz; σ = 1.42 mho/m; εr = 39.54; ρ = 1000 kg/m^3
Phantom section: Right Section
DASY4 Configuration:
- Probe: ET3DV6 - SN1664; ConvF(4.92, 4.92, 4.92); Calibrated: 11/17/2016
- Sensor-Surface: 4mm (Mechanical Surface Detection)
- Electronics: DAE4 Sn527; Calibrated: 10/19/2016
- Phantom: TWIN SAM; Type: QD000P40CC; Serial: TP:1368
- Postprocessing SW: SEMCAD, V1.8 Build 145

WCDMA1900-head-right-tilt-mid/Area Scan (71x121x1): Measurement grid: dx=15mm, dy=15mm
Maximum value of SAR (interpolated) = 0.033 mW/g

WCDMA1900-head-right-tilt-mid/Zoom Scan (5x5x7)/Cube 0: Measurement grid: dx=8mm, dy=8mm, dz=5mm
Reference Value = 4.27 V/m; Power Drift = -0.043 dB
Peak SAR (extrapolated) = 0.040 W/kg
SAR(1 g) = 0.026 mW/g; SAR(10 g) = 0.016 mW/g
Maximum value of SAR (measured) = 0.028 mW/g

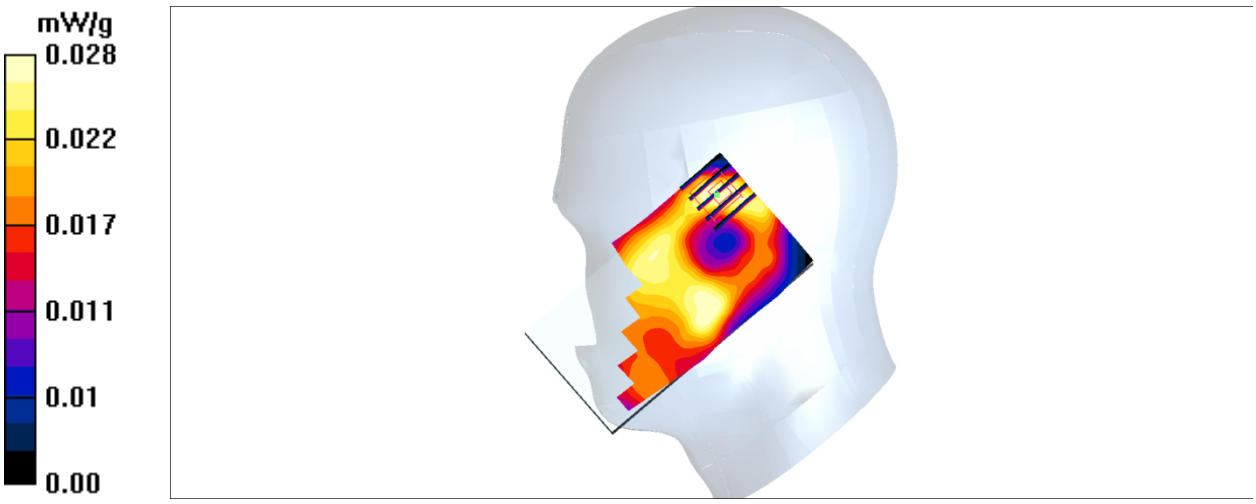

DUT: mobile phone; Type: P5526A;

Communication System: 3G Bands; Frequency: 1852.4 MHz;Duty Cycle: 1:1
Medium parameters used: f = 1852.4 MHz; σ = 1.50 mho/m; εr = 52.67; ρ = 1000 kg/m^3
Phantom section: Flat Section
DASY4 Configuration:
- Probe: ET3DV6 - SN1664; ConvF(4.32, 4.32, 4.32); Calibrated: 11/17/2016
- Sensor-Surface: 4mm (Mechanical Surface Detection)
- Electronics: DAE4 Sn527; Calibrated: 10/19/2016
- Phantom: TWIN SAM; Type: QD000P40CC; Serial: TP:1368
- Postprocessing SW: SEMCAD, V1.8 Build 145

WCDMA1900-hotspot-back-low/Area Scan (61x111x1): Measurement grid: dx=15mm, dy=15mm
Maximum value of SAR (interpolated) = 1.40 mW/g

WCDMA1900-hotspot-back-low/Zoom Scan (5x5x7)/Cube 0: Measurement grid: dx=8mm, dy=8mm, dz=5mm
Reference Value = 24.9 V/m; Power Drift = 0.119 dB
Peak SAR (extrapolated) = 2.12 W/kg
SAR(1 g) = 1.22 mW/g; SAR(10 g) = 0.670 mW/g
Maximum value of SAR (measured) = 1.44 mW/g

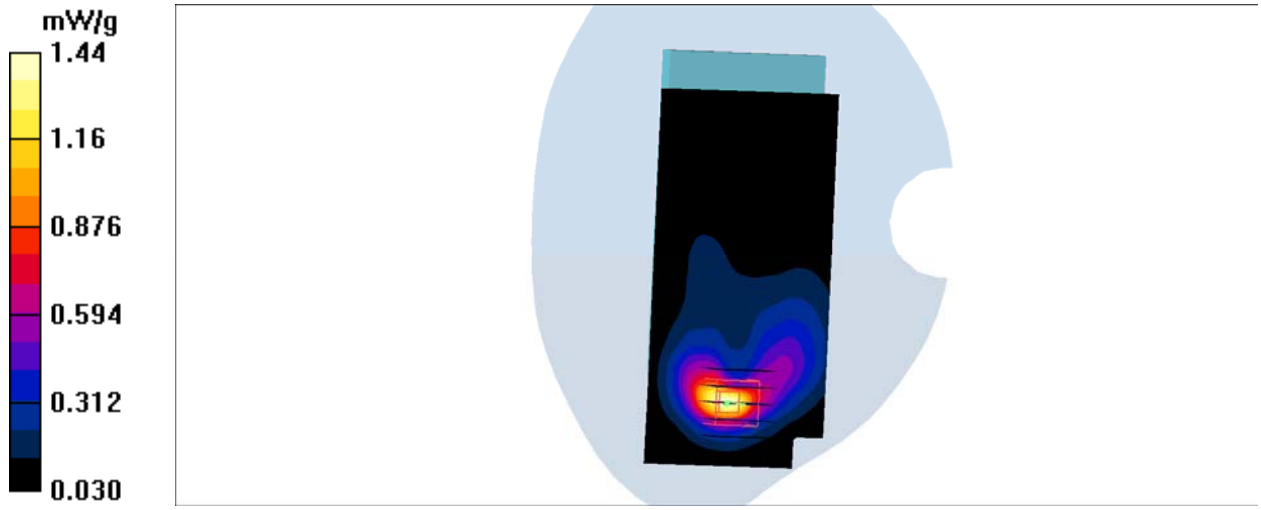

DUT: mobile phone; Type: P5526A;

Communication System: 3G Bands; Frequency: 1880 MHz;Duty Cycle: 1:1
Medium parameters used: f = 1880 MHz; σ = 1.52 mho/m; εr = 51.46; ρ = 1000 kg/m^3
Phantom section: Flat Section
DASY4 Configuration:
- Probe: ET3DV6 - SN1664; ConvF(4.32, 4.32, 4.32); Calibrated: 11/17/2016
- Sensor-Surface: 4mm (Mechanical Surface Detection)
- Electronics: DAE4 Sn527; Calibrated: 10/19/2016
- Phantom: TWIN SAM; Type: QD000P40CC; Serial: TP:1368
- Postprocessing SW: SEMCAD, V1.8 Build 145

WCDMA1900-hotspot-back-mid/Area Scan (61x111x1): Measurement grid: dx=15mm, dy=15mm
Maximum value of SAR (interpolated) = 1.09 mW/g

WCDMA1900-hotspot-back-mid/Zoom Scan (5x5x7)/Cube 0: Measurement grid: dx=8mm, dy=8mm, dz=5mm
Reference Value = 21.4 V/m; Power Drift = 0.071 dB
Peak SAR (extrapolated) = 1.68 W/kg
SAR(1 g) = 0.978 mW/g; SAR(10 g) = 0.515 mW/g
Maximum value of SAR (measured) = 1.11 mW/g

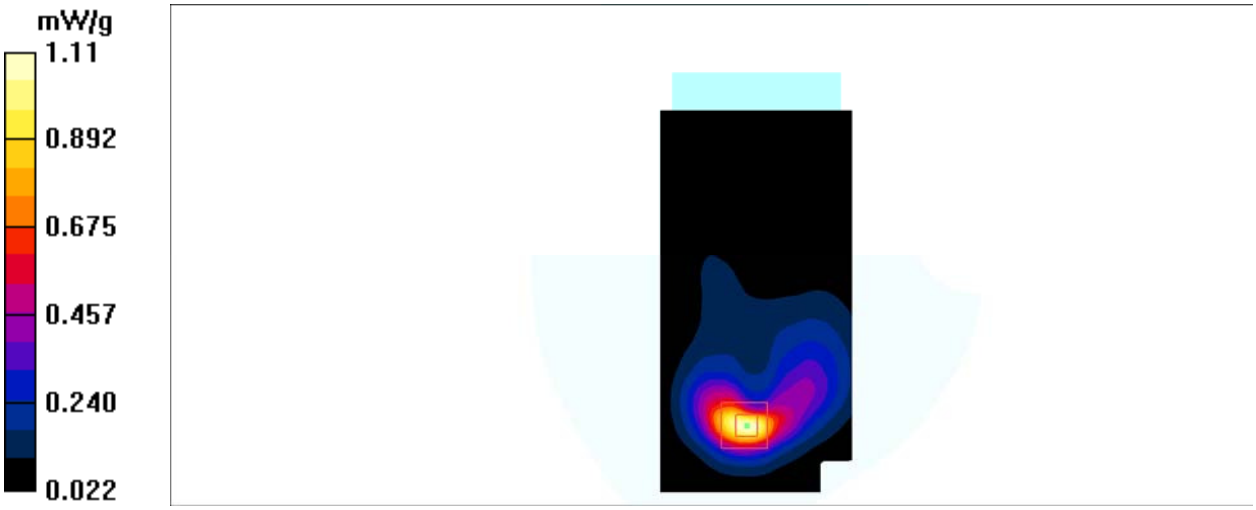

DUT: mobile phone; Type: P5526A;

Communication System: 3G Bands; Frequency: 1907.6 MHz;Duty Cycle: 1:1
Medium parameters used: f = 1907.6 MHz; σ = 1.54 mho/m; εr = 51.74; ρ = 1000 kg/m^3
Phantom section: Flat Section
DASY4 Configuration:
- Probe: ET3DV6 - SN1664; ConvF(4.32, 4.32, 4.32); Calibrated: 11/17/2016
- Sensor-Surface: 4mm (Mechanical Surface Detection)
- Electronics: DAE4 Sn527; Calibrated: 10/19/2016
- Phantom: TWIN SAM; Type: QD000P40CC; Serial: TP:1368
- Postprocessing SW: SEMCAD, V1.8 Build 145

WCDMA1900-hotspot-back-high/Area Scan (61x111x1): Measurement grid: dx=15mm, dy=15mm
Maximum value of SAR (interpolated) = 1.03 mW/g

WCDMA1900-hotspot-back-high/Zoom Scan (5x5x7)/Cube 0: Measurement grid: dx=8mm, dy=8mm, dz=5mm
Reference Value = 20.3 V/m; Power Drift = 0.053 dB
Peak SAR (extrapolated) = 1.60 W/kg
SAR(1 g) = 0.916 mW/g; SAR(10 g) = 0.479 mW/g
Maximum value of SAR (measured) = 1.04 mW/g

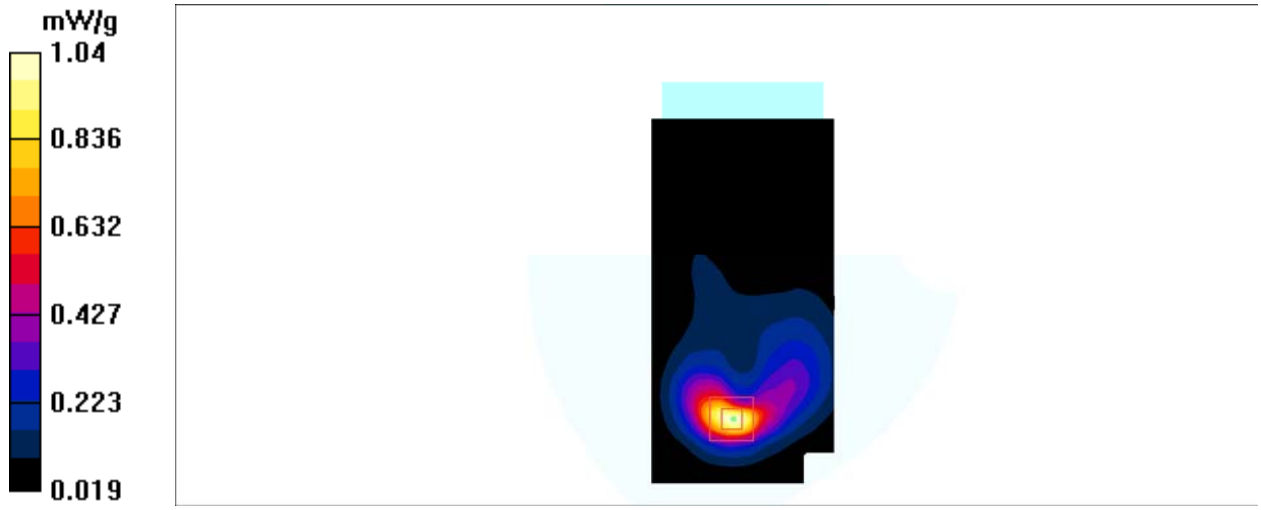

DUT: mobile phone; Type: P5526A;

Communication System: 3G Bands; Frequency: 1880 MHz;Duty Cycle: 1:1
Medium parameters used: f = 1880 MHz; σ = 1.52 mho/m; εr = 51.46; ρ = 1000 kg/m^3
Phantom section: Flat Section
DASY4 Configuration:
- Probe: ET3DV6 - SN1664; ConvF(4.32, 4.32, 4.32); Calibrated: 11/17/2016
- Sensor-Surface: 4mm (Mechanical Surface Detection)
- Electronics: DAE4 Sn527; Calibrated: 10/19/2016
- Phantom: TWIN SAM; Type: QD000P40CC; Serial: TP:1368
- Postprocessing SW: SEMCAD, V1.8 Build 145

WCDMA1900-hotspot-Right-mid/Area Scan (41x111x1): Measurement grid: dx=15mm, dy=15mm
Maximum value of SAR (interpolated) = 0.095 mW/g

WCDMA1900-hotspot-Right-mid/Zoom Scan (5x5x7)/Cube 0: Measurement grid: dx=8mm, dy=8mm, dz=5mm
Reference Value = 8.02 V/m; Power Drift = -0.01 dB
Peak SAR (extrapolated) = 0.137 W/kg
SAR(1 g) = 0.087 mW/g; SAR(10 g) = 0.054 mW/g
Maximum value of SAR (measured) = 0.094 mW/g

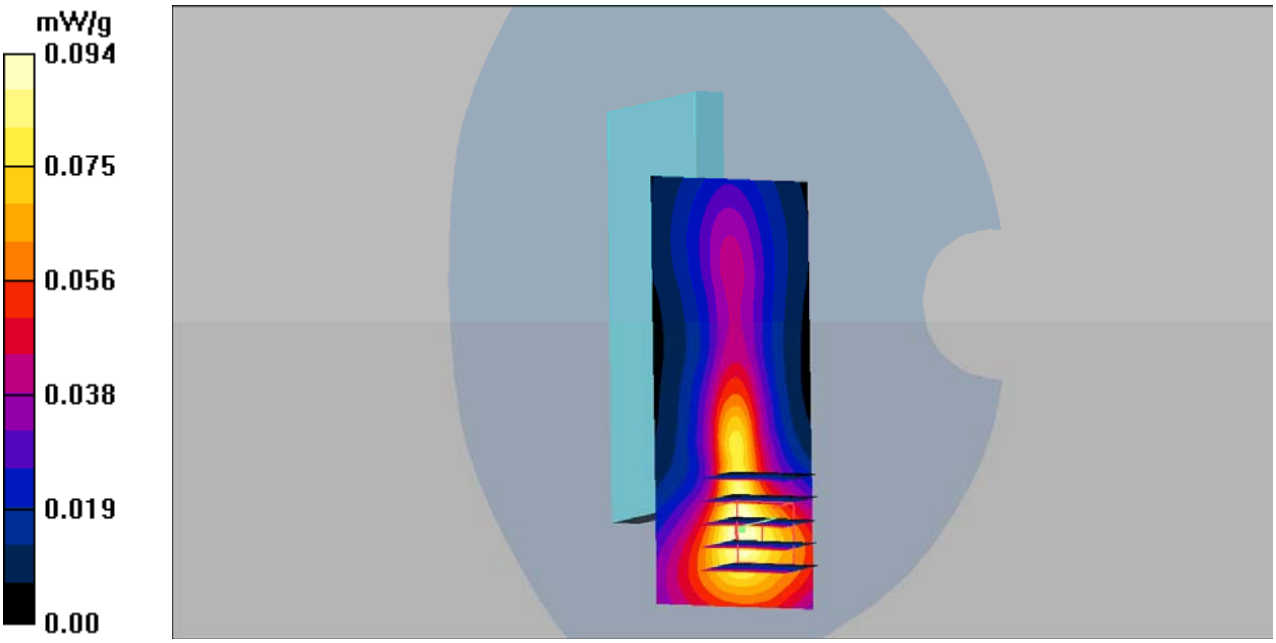

DUT: mobile phone; Type: P5526A;

Communication System: 3G Bands; Frequency: 1880 MHz;Duty Cycle: 1:1
Medium parameters used: f = 1880 MHz; σ = 1.52 mho/m; εr = 51.46; ρ = 1000 kg/m^3
Phantom section: Flat Section
DASY4 Configuration:
- Probe: ET3DV6 - SN1664; ConvF(4.32, 4.32, 4.32); Calibrated: 11/17/2016
- Sensor-Surface: 4mm (Mechanical Surface Detection)
- Electronics: DAE4 Sn527; Calibrated: 10/19/2016
- Phantom: TWIN SAM; Type: QD000P40CC; Serial: TP:1368
- Postprocessing SW: SEMCAD, V1.8 Build 145

WCDMA1900-hotspot-bottom-mid/Area Scan (41x61x1): Measurement grid: dx=15mm, dy=15mm
Maximum value of SAR (interpolated) = 0.781 mW/g
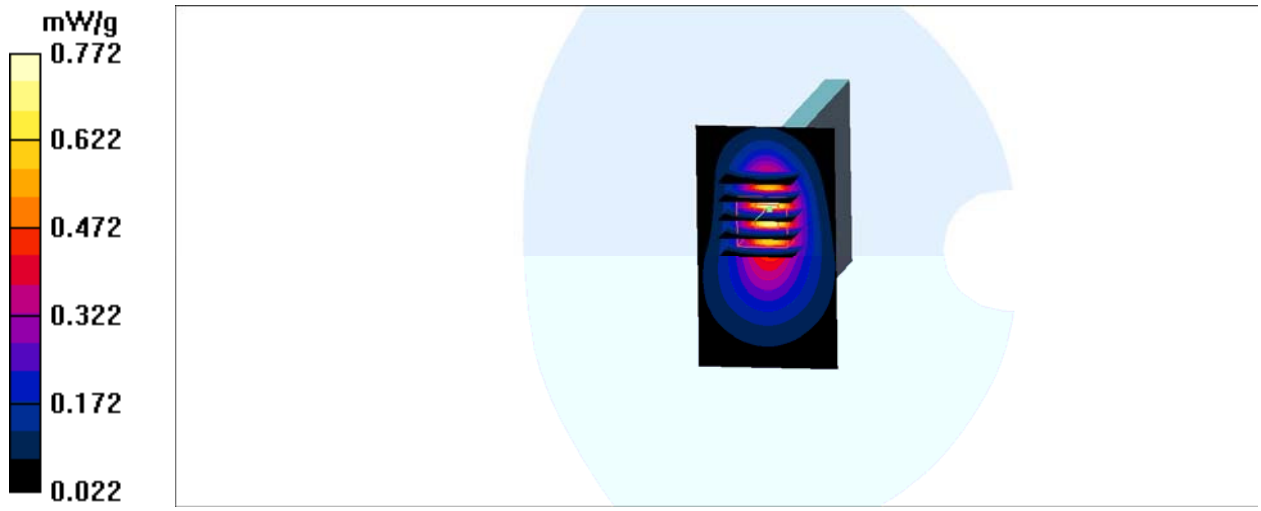
WCDMA1900-hotspot-bottom-mid/Zoom Scan (5x5x7)/Cube 0: Measurement grid: dx=8mm, dy=8mm, dz=5mm
Reference Value = 14.2 V/m; Power Drift = 0.01 dB
Peak SAR (extrapolated) = 1.10 W/kg
SAR(1 g) = 0.670 mW/g; SAR(10 g) = 0.372 mW/g
Maximum value of SAR (measured) = 0.772 mW/g