NB-IOT Band 66 QPSK 15KHz 12@0 CH-Low

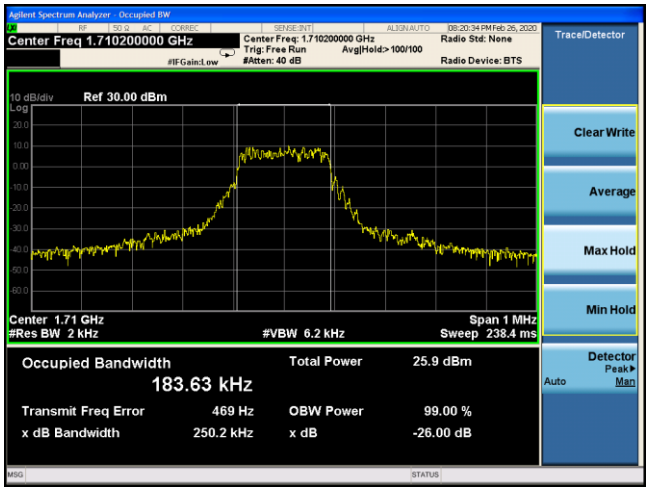

NB-IOT Band 66 QPSK 15KHz 12@0 CH-Middle

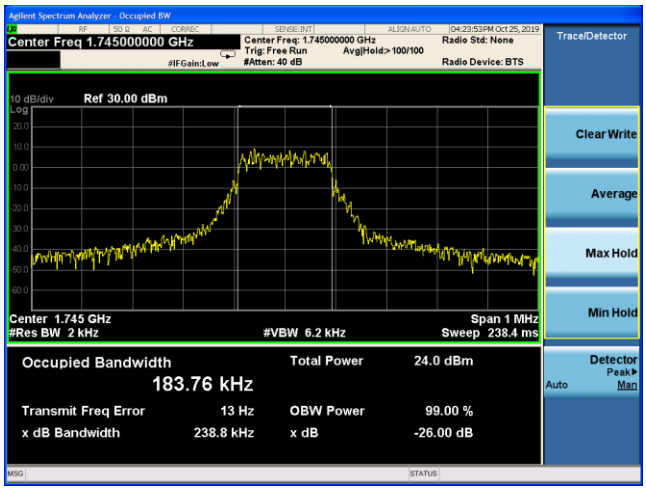

NB-IOT Band 66 QPSK 15KHz 12@0 CH-High

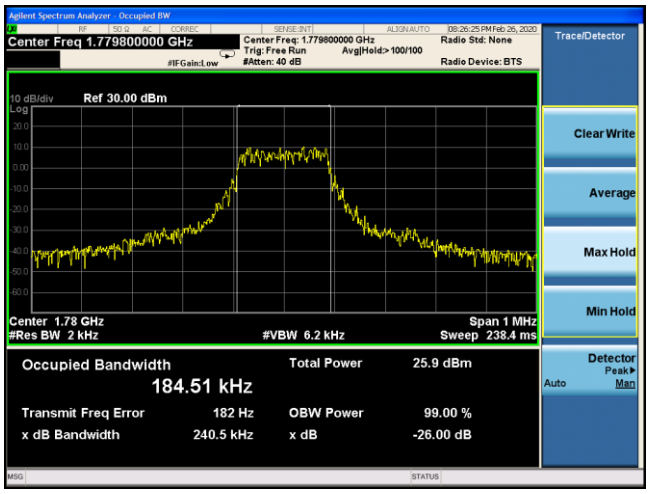

This report shall not be reproduced except in full, without the written approval of TA Technology (Shanghai) Co., Ltd.

NB-IOT Band 71 BPSK 3.75KHz 1@0 CH-Low

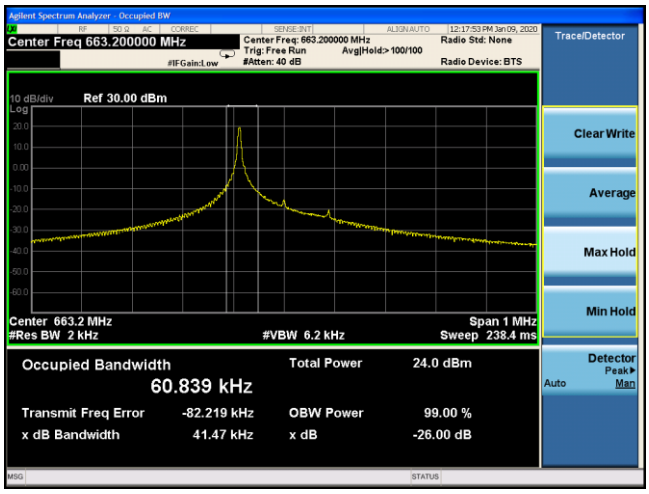

LTE Band 71 BPSK 15KHz 1@0 CH-Low

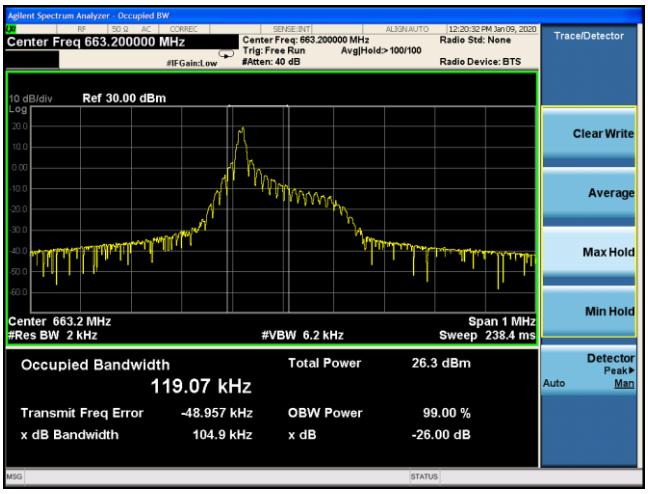

NB-IOT Band 71 BPSK 3.75KHz 1@0 CH-Middle

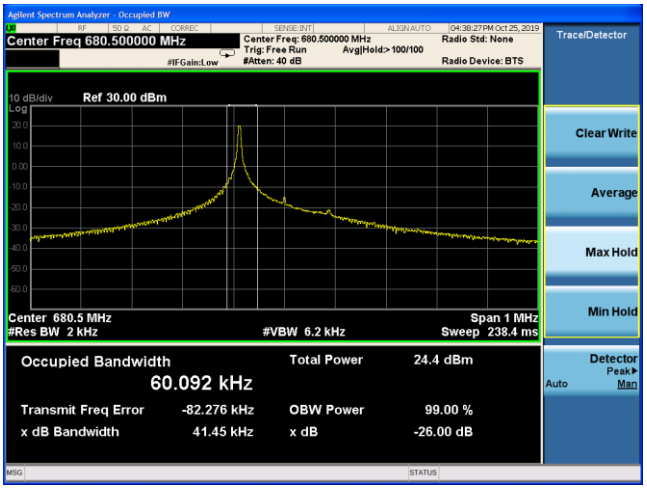

LTE Band 71 BPSK 15KHz 1@0 CH-Middle

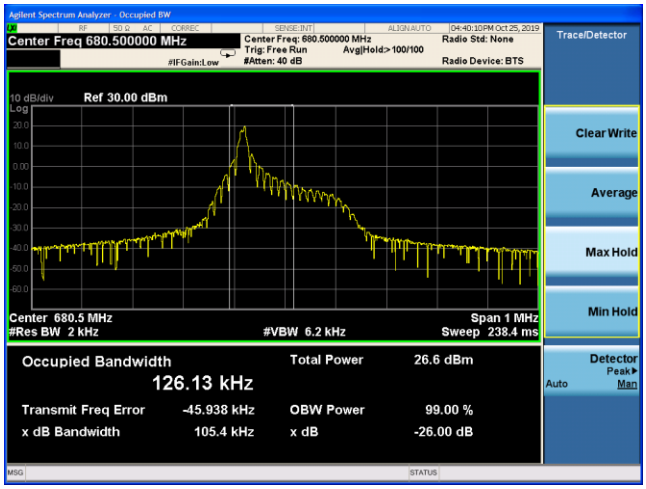

NB-IOT Band 71 BPSK 3.75KHz 1@0 CH-High

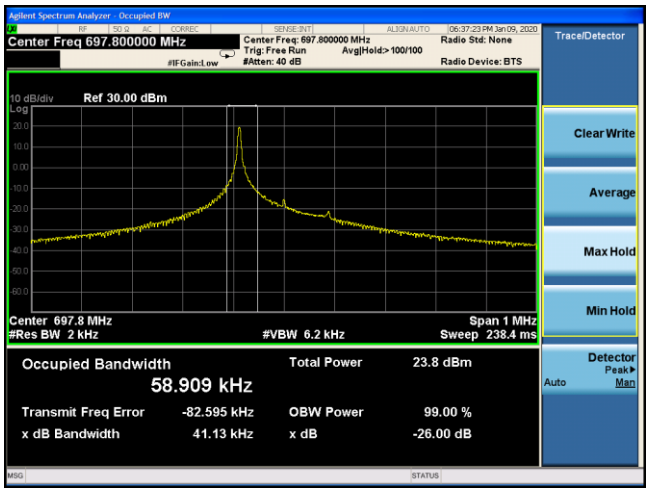

LTE Band71 BPSK 15KHz 1@0 CH-High

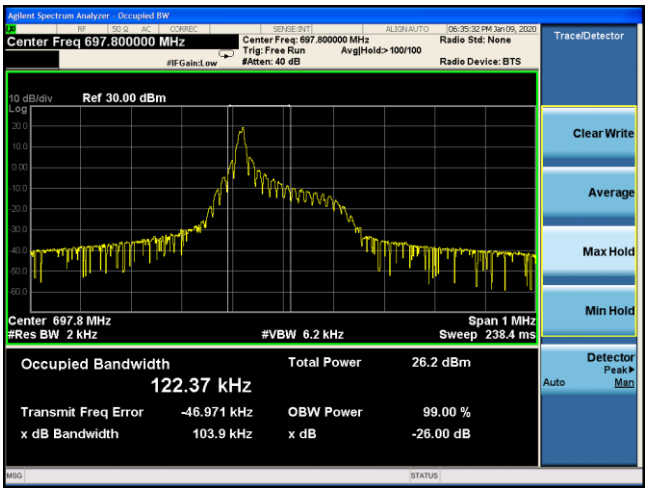

This report shall not be reproduced except in full, without the written approval of TA Technology (Shanghai) Co., Ltd.

NB-IOT Band 71 QPSK 3.75KHz 1@0 CH-Low

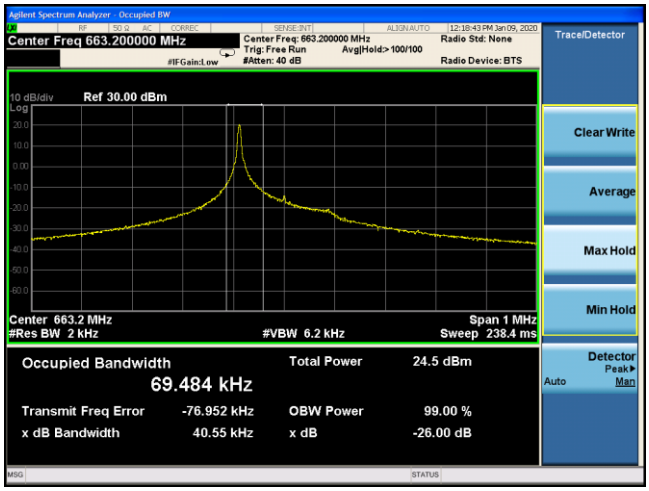

NB-IOT Band 71 QPSK 15KHz 1@0 CH-Low

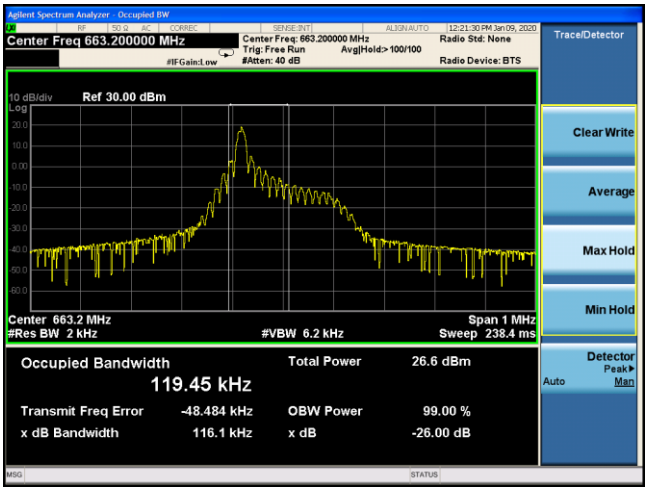

NB-IOT Band 71 QPSK 3.75KHz 1@0 CH-Middle

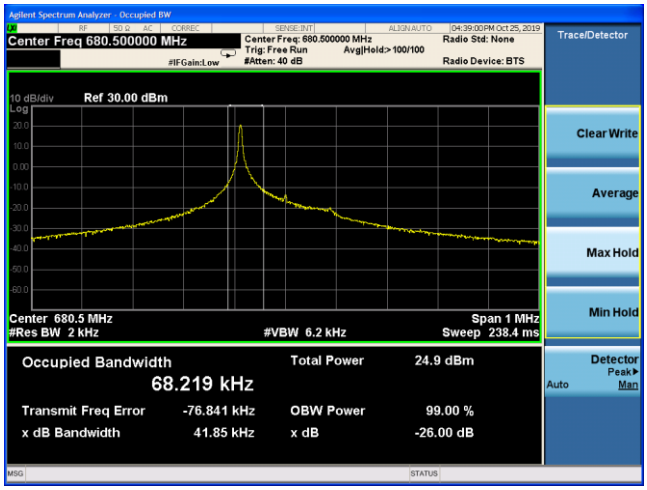

NB-IOT Band 71 QPSK 15KHz 1@0 CH-Middle

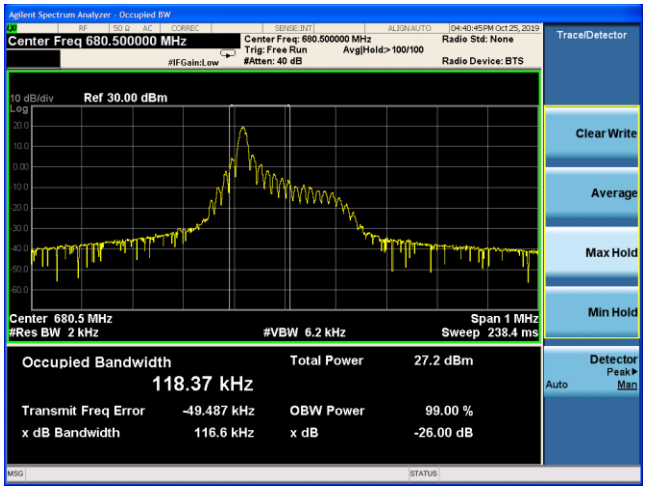

NB-IOT Band 71 QPSK 3.75KHz 1@0 CH-High

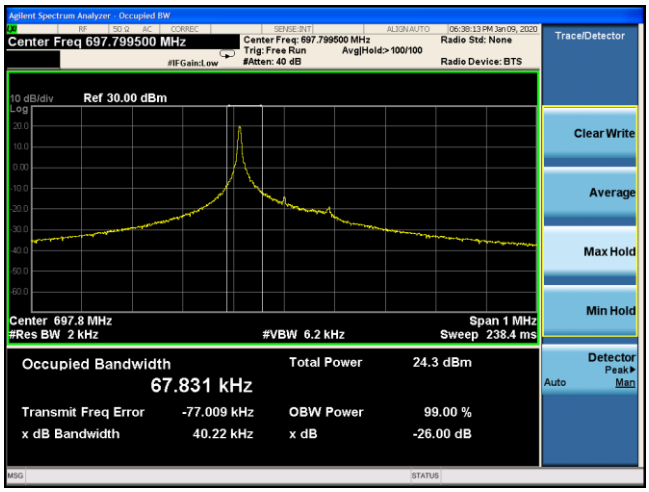

NB-IOT Band 71 QPSK 15KHz 1@0 CH-High

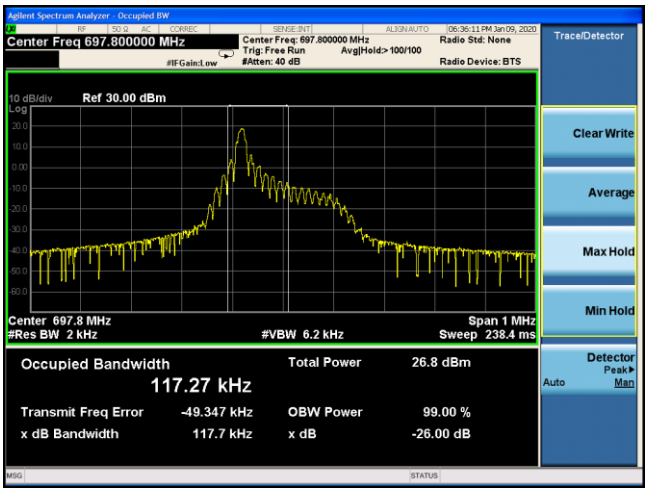

This report shall not be reproduced except in full, without the written approval of TA Technology (Shanghai) Co., Ltd.

NB-IOT Band 71 QPSK 15KHz 12@0 CH-Low

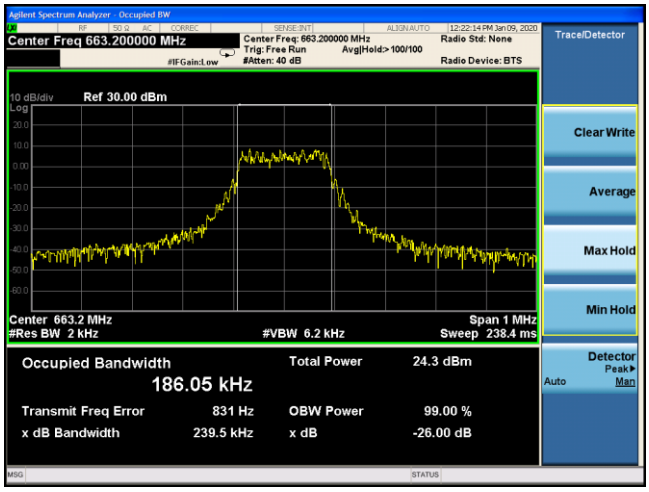

NB-IOT Band 71 QPSK 15KHz 12@0 CH-Middle

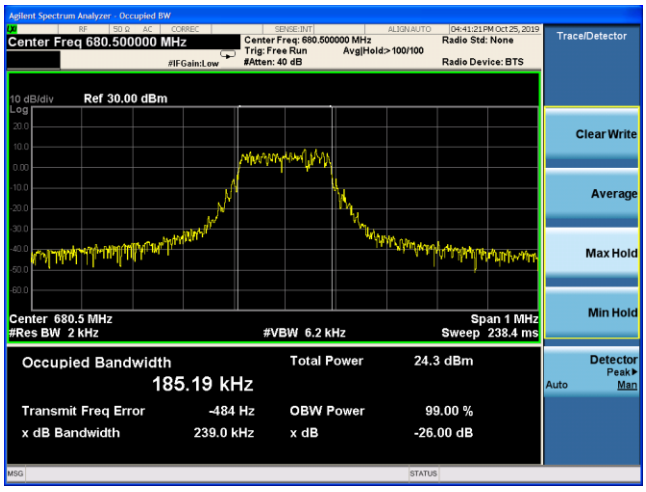

NB-IOT Band 71 QPSK 15KHz 12@0 CH-High

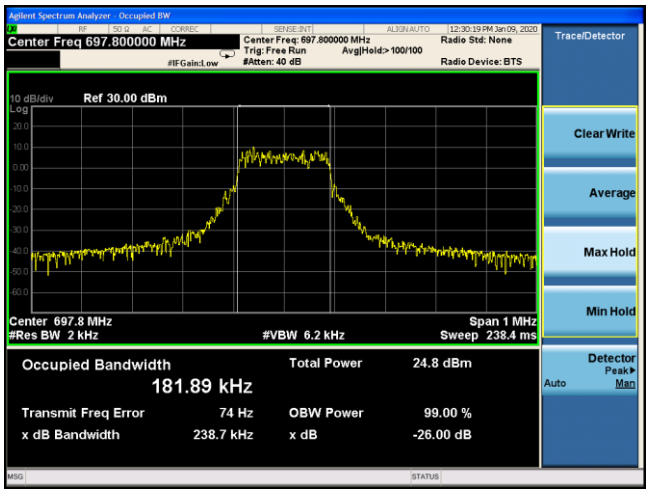

This report shall not be reproduced except in full, without the written approval of TA Technology (Shanghai) Co., Ltd.

NB-IOT Band 85 BPSK 3.75KHz 1@0 CH-Low

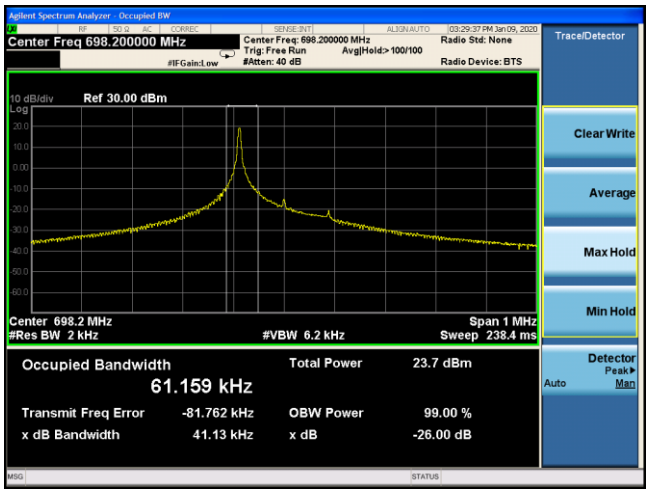

LTE Band 85 BPSK 15KHz 1@0 CH-Low

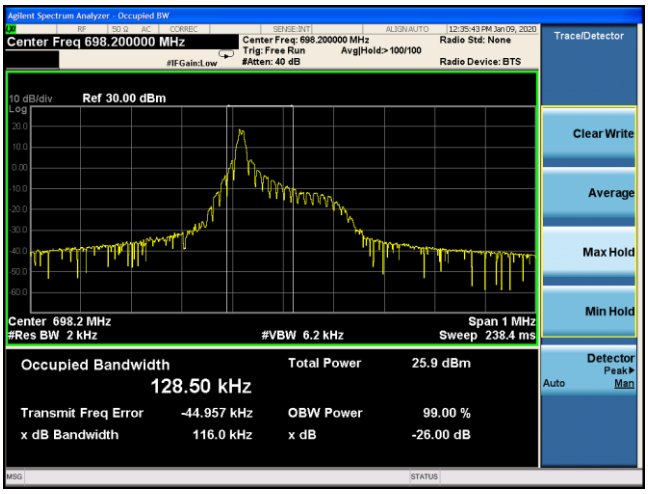

NB-IOT Band 85 BPSK 3.75KHz 1@0 CH-Middle

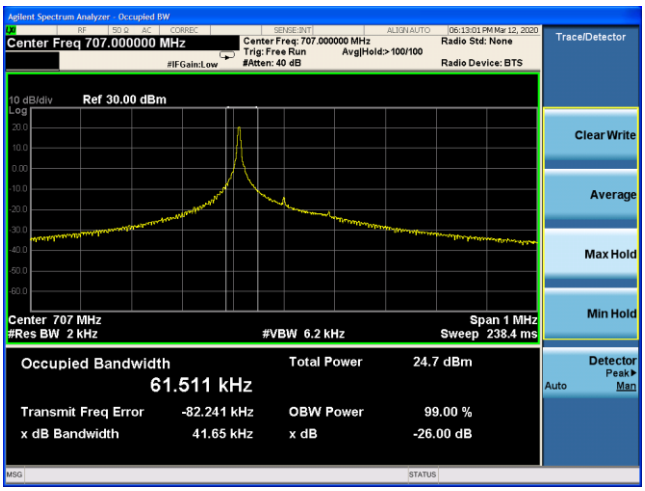

LTE Band 85 BPSK 15KHz 1@0 CH-Middle

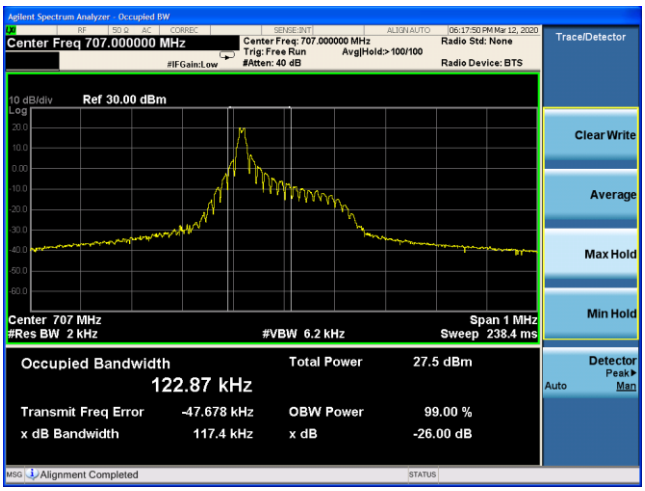

NB-IOT Band 85 BPSK 3.75KHz 1@0 CH-High

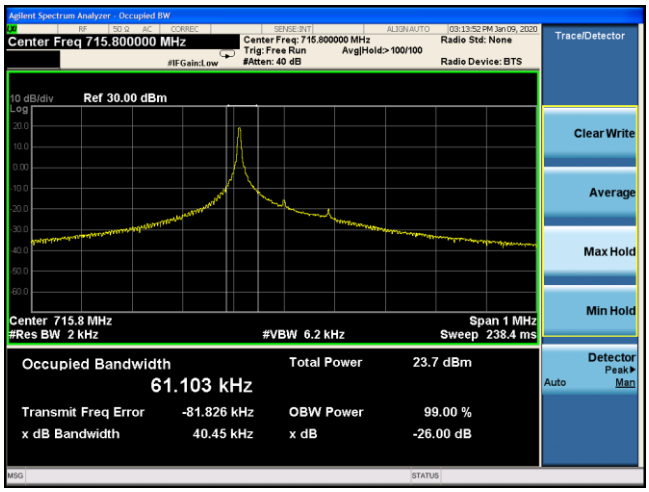

LTE Band85 BPSK 15KHz 1@0 CH-High

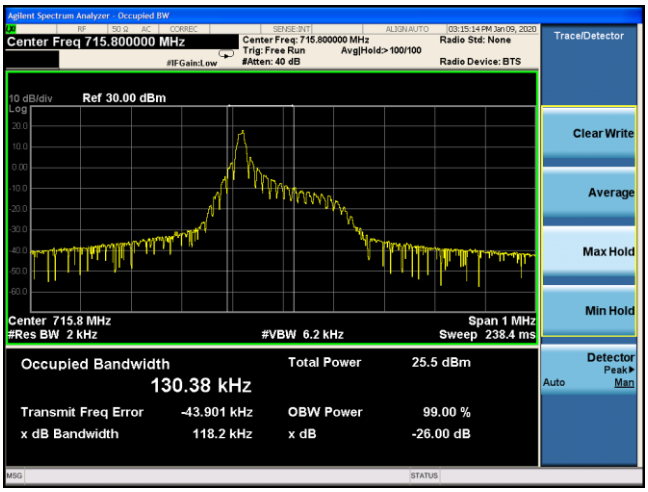

This report shall not be reproduced except in full, without the written approval of TA Technology (Shanghai) Co., Ltd.

NB-IOT Band 85 QPSK 3.75KHz 1@0 CH-Low

NB-IOT Band 85 QPSK 15KHz 1@0 CH-Low

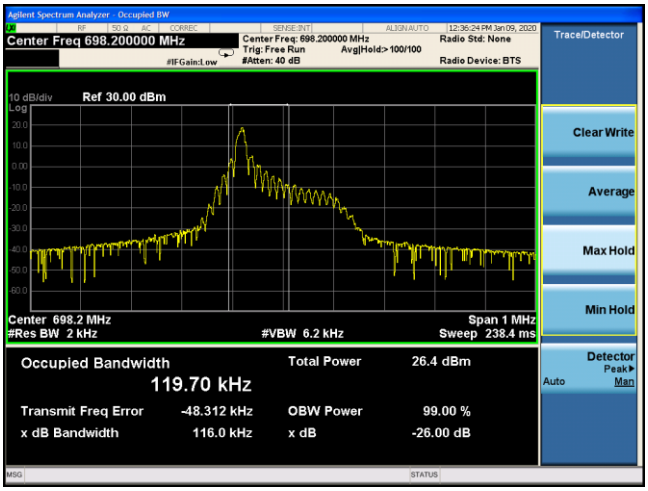

NB-IOT Band 85 QPSK 3.75KHz 1@0 CH-Middle

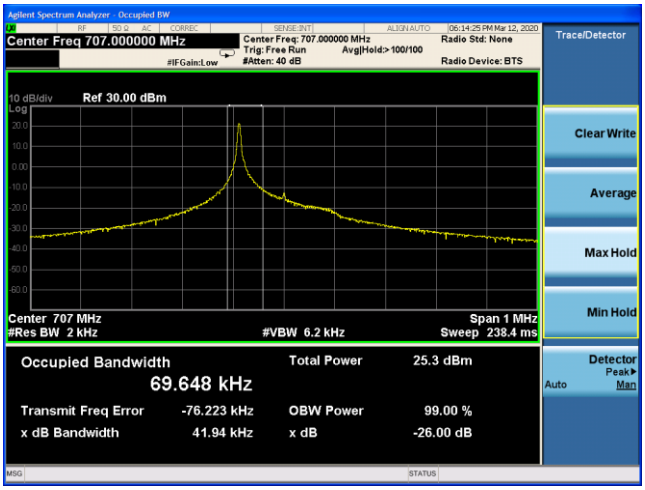

NB-IOT Band 85 QPSK 15KHz 1@0 CH-Middle

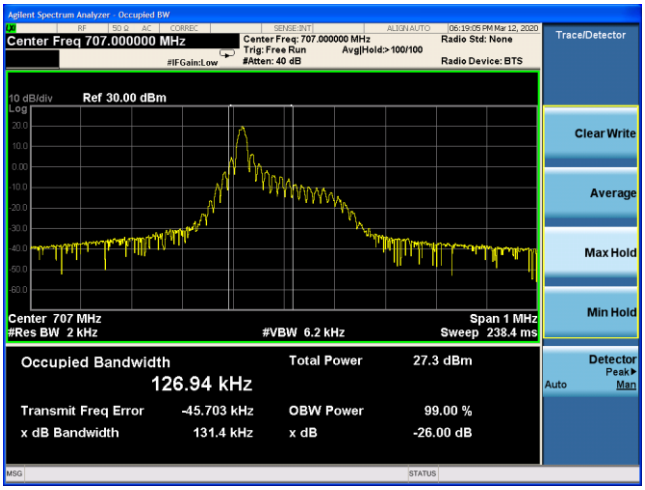

NB-IOT Band 85 QPSK 3.75KHz 1@0 CH-High

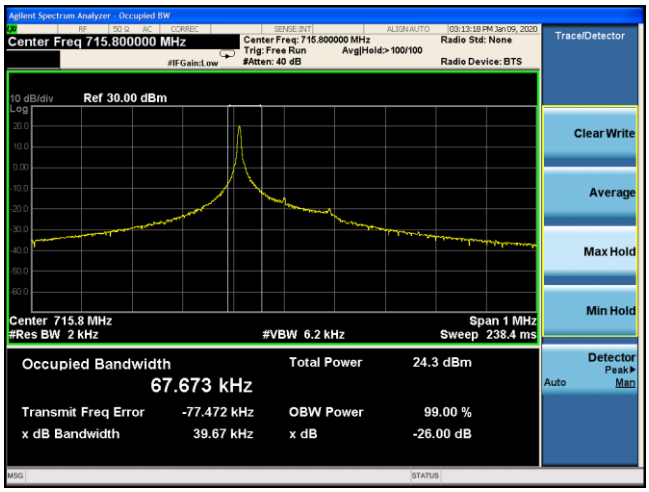

NB-IOT Band 85 QPSK 15KHz 1@0 CH-High

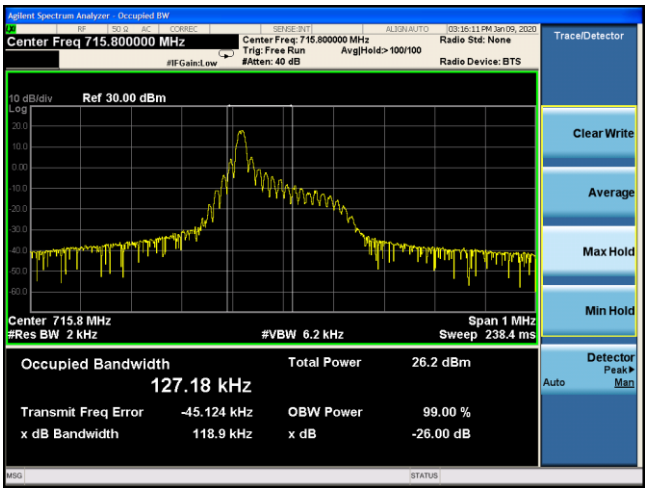

This report shall not be reproduced except in full, without the written approval of TA Technology (Shanghai) Co., Ltd.

NB-IOT Band 85 QPSK 15KHz 12@0 CH-Low

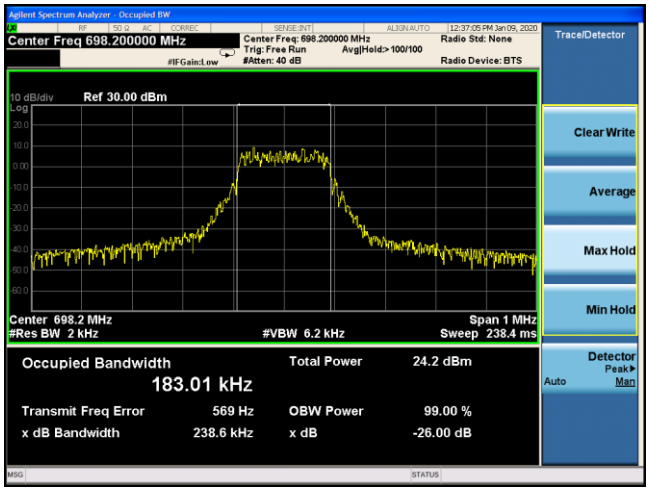

NB-IOT Band 85 QPSK 15KHz 12@0 CH-Middle

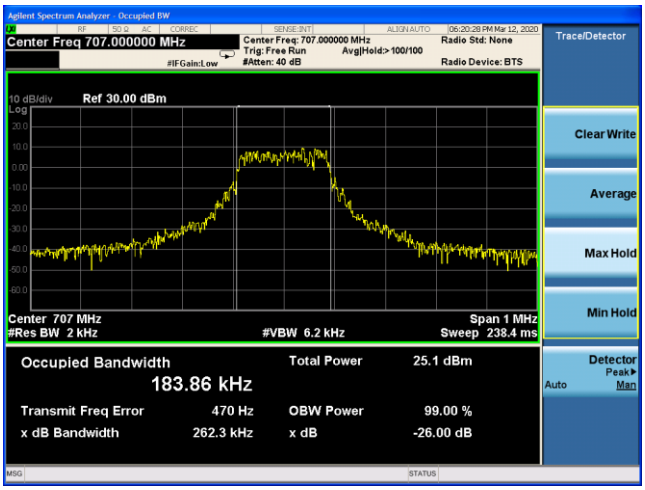

NB-IOT Band 85 QPSK 15KHz 12@0 CH-High

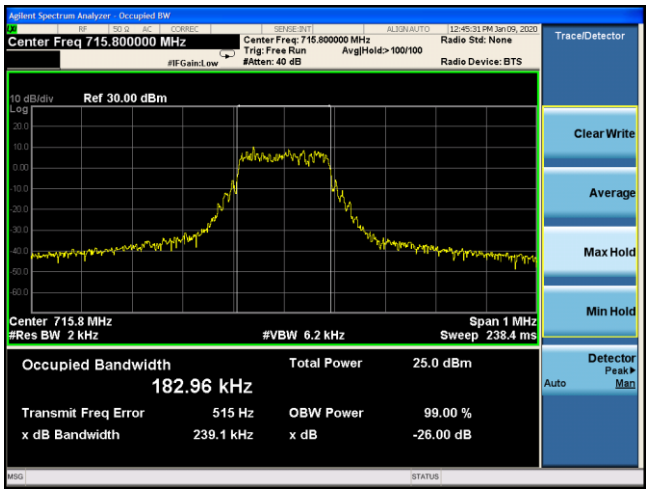

This report shall not be reproduced except in full, without the written approval of TA Technology (Shanghai) Co., Ltd.

5.3 Band Edge Compliance

Ambient condition

Temperature	Relative humidity	Pressure
23°C ~25°C	45%~50%	101.5kPa

Method of Measurement

The EUT was connected to Spectrum Analyzer and Base Station Simulator via power Splitter. The band edge of the lowest and highest channels were measured.
The testing follows KDB 971168D01v03r01 Section 6.0
The EUT was connected to spectrum analyzer and system simulator via a power divider.
The band edges of low and high channels for the highest RF powers were measured.

RBW is set to ⩾1%EBW, VBW is set to 3x RBW.

onspectrumanalyzer.
Set spectrum analyzer with RMS detector.
The RF fundamental frequency should be excluded against the limit line in the operating frequency band.
Checked that all the results comply with the emission limit line.

Test Setup

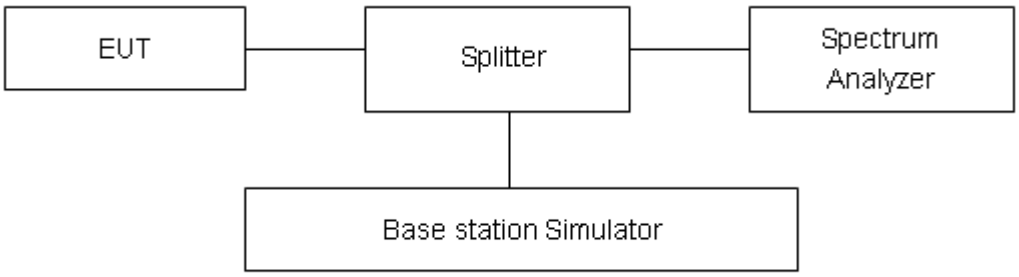

Limits

Rule Part 27.53(i) By a factor of not less than 43 + 10 log (P) dB on all frequencies between 2305 and 2320 MHz.

Rule Part 27.53(h)specifies that " for operations in the 1695-1710 MHz, 1710-1755 MHz, 1755-1780 MHz, 1915-1920 MHz, 1995-2000 MHz, 2000-2020 MHz, 2110-2155 MHz, 2155-2180 MHz, and 2180-2200 bands, the power of any emission outside a licensee's frequency block shall be attenuated below the transmitter power (P) in watts by at least 43 + 10 $\log_{10}$ (P) dB"

This report shall not be reproduced except in full, without the written approval of TA Technology (Shanghai) Co., Ltd.

Rule Part 27.53(g) For operations in the 600 MHz band and the 698-746 MHz band, the power of any emission outside a licensee'sfrequency band(s) of operation shall be attenuated below the transmitter power (P) within the licensed band(s) of operation,measured in watts, by at least 43 + 10 log (P) dB. Compliance with this provision is based on the use of measurementinstrumentation employing a resolution bandwidth of 100 kilohertz or greater. However, in the 100 kilohertz bands immediatelyoutside and adjacent to a licensee's frequency block, a resolution bandwidth of at least 30 kHz may be employed.

Rule Part 27.53(m)(4)/ specifies that “forBRS and EBS stations.For mobile digital stations, the attenuation factor shall be not less than 40 + 10 log (P) dB on all frequencies between the channel edge and 5 megahertz from the channel edge, 43 + 10 log (P) dB on all frequencies between 5 megahertz and X megahertz from the channel edge, and 55 + 10 log (P) dB on all frequencies more than X megahertz from the channel edge, where X is the greater of 6 megahertz or the actual emission bandwidth as defined in paragraph (m)(4) of this section. In addition, the attenuation factor shall not be less that 43 + 10 log (P) dB on all frequencies between 2490.5 MHz and 2496 MHz and 55 + 10 log (P) dB at or below 2490.5 MHz. Mobile Satellite Service licensees operating on frequencies below 2495 MHz may also submit a documented interference complaint against BRS licensees operating on channel BRS Channel 1 on the same terms and conditions as adjacent channel BRS or EBS licensees.
Example:
The limit line is derived from 43 + 10log (P) dB below the transmitter power P(Watts)
= P(W)- [43 + 10log(P)] (dB)
= [30 + 10log (P)] (dBm) - [43 + 10log(P)] (dB) = -13dBm.

Rule Part 27.53(f)For operations in the 746-758 MHz, 775-788 MHz, and 805-806 MHz bands, emissions in the band 1559-1610 MHz shall be limited to −70 dBW/MHz equivalent isotropically radiated power (EIRP) for wideband signals, and −80 dBW EIRP for discrete emissions of less than 700 Hz bandwidth. For the purpose of equipment authorization, a transmitter shall be tested with an antenna that is representative of the type that will be used with the equipment in normal operation.

Rule Part 27.53 (c) For operations in the 746-758 MHz band and the 776-788 MHz band, the power of any emission outside the licensee's frequency band(s) of operation shall be attenuated below the transmitter power (P) within the licensed band(s) of operation, measured in watts, in accordance with the following:
(1) On any frequency outside the 746-758 MHz band, the power of any emission shall be attenuated outside the band below the transmitter power (P) by at least 43 + 10 log (P) dB;
(2) On any frequency outside the 776-788 MHz band, the power of any emission shall be attenuated outside the band below the transmitter power (P) by at least 43 + 10 log (P) dB;
(3) On all frequencies between 763-775 MHz and 793-805 MHz, by a factor not less than 76 + 10 log (P) dB in a 6.25 kHz band segment, for base and fixed stations;
(4) On all frequencies between 763-775 MHz and 793-805 MHz, by a factor not less than 65 + 10 log (P) dB in a 6.25 kHz band segment, for mobile and portable stations;
(5) Compliance with the provisions of paragraphs (c)(1) and (c)(2) of this section is based on the use of measurement instrumentation employing a resolution bandwidth of 100 kHz or greater. However, in

This report shall not be reproduced except in full, without the written approval of TA Technology (Shanghai) Co., Ltd.

the 100 kHz bands immediately outside and adjacent to the frequency block, a resolution bandwidth of at least 30 kHz may be employed;

Measurement Uncertainty

The assessed measurement uncertainty to ensure 95% confidence level for the normal distribution is with the coverage factor k = 1.96, U=0.684dB.

This report shall not be reproduced except in full, without the written approval of TA Technology (Shanghai) Co., Ltd.

Test Result

All the test traces in the plots shows the test results clearly.

NB-IOT Band 4 BPSK 3.75KHz 1@0 CH-Low

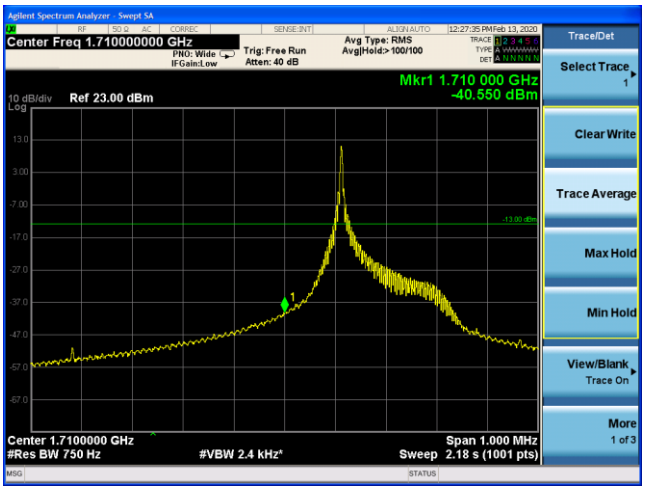

NB-IOT Band 4 BPSK 3.75KHz 1@0 CH-High

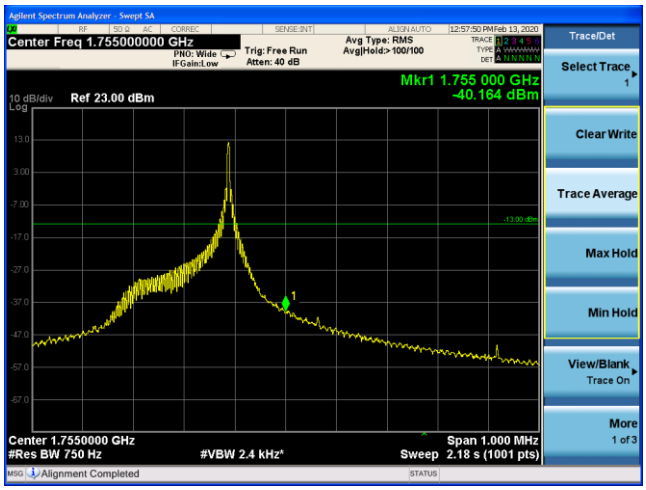

NB-IOT Band 4 BPSK 15KHz 1@0 CH-Low

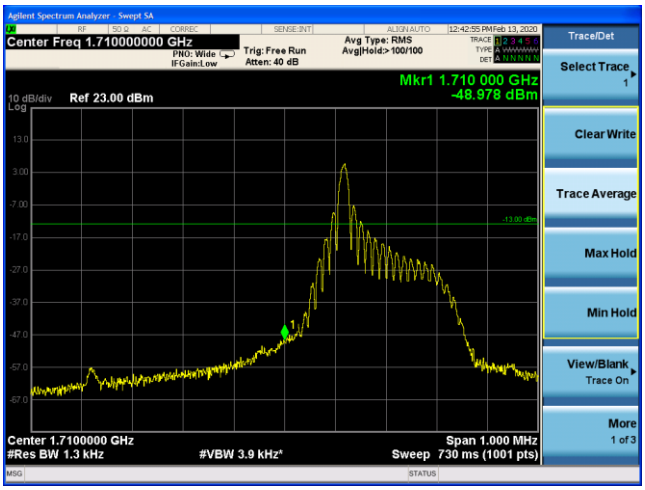

NB-IOT Band 4 BPSK 15KHz 1@0 CH-High

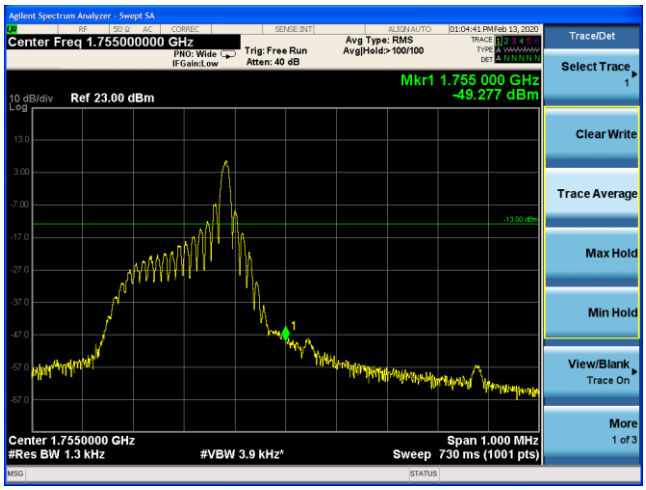

NB-IOT Band 4 QPSK 3.75KHz 1@0 CH-Low

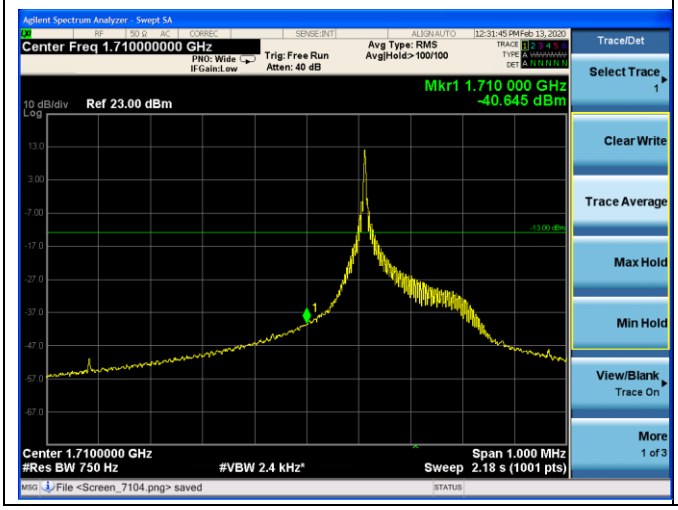

NB-IOT Band 4 QPSK 3.75KHz 1@0 CH-High

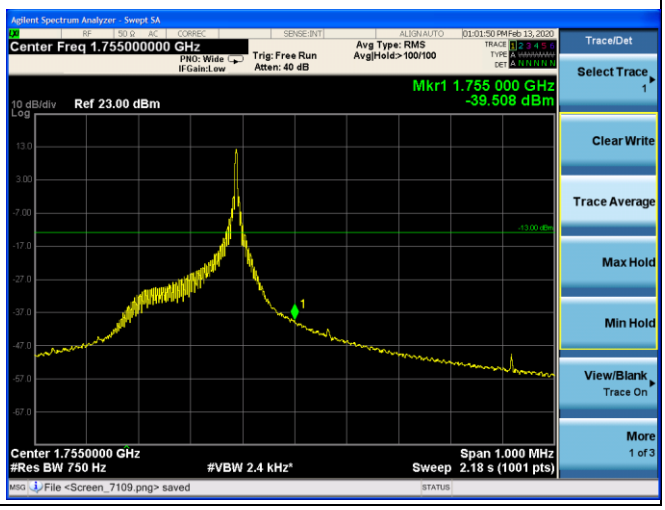

This report shall not be reproduced except in full, without the written approval of TA Technology (Shanghai) Co., Ltd.

NB-IOT Band 4 QPSK 15KHz 1@0 CH-Low

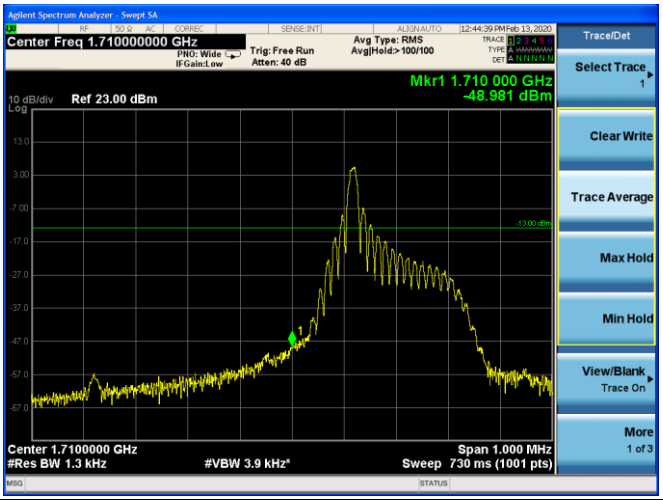

NB-IOT Band 4 QPSK 15KHz 1@0 CH-High

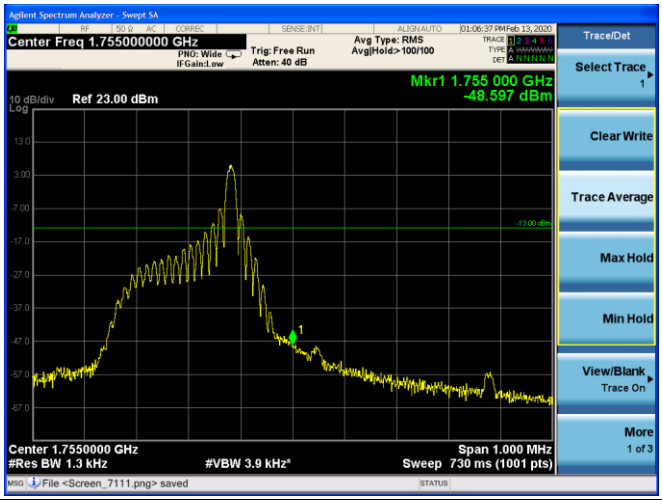

NB-IOT Band 4 QPSK 15KHz 12@0 CH-Low

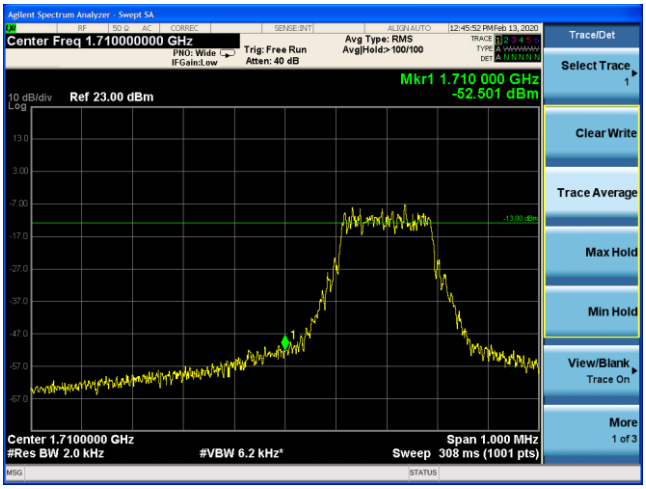

NB-IOT Band 4 QPSK 15KHz 12@0 CH-High

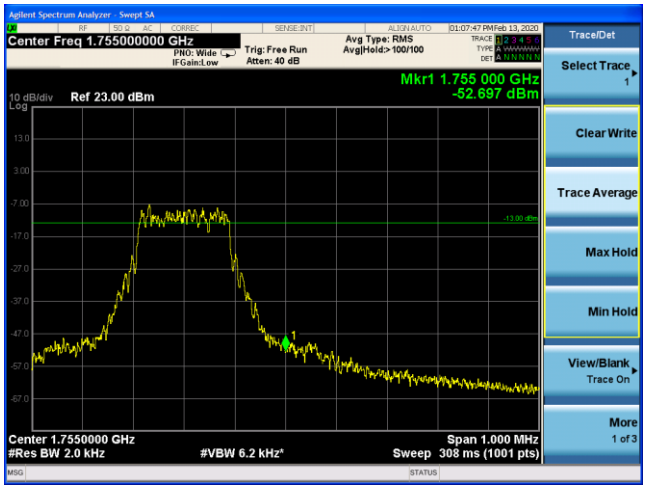

This report shall not be reproduced except in full, without the written approval of TA Technology (Shanghai) Co., Ltd.

NB-IOT Band 12 BPSK 3.75KHz 1@0 CH-Low

NB-IOT Band 12 BPSK3.75KHz 1@0 CH-High

NB-IOT Band 12 BPSK 15KHz 1@0 CH-Low

NB-IOT Band 12 BPSK 15KHz 1@0 CH-High

NB-IOT Band 12 QPSK 3.75KHz 1@0 CH-Low

NB-IOT Band 12 QPSK 3.75KHz 1@0 CH-High

This report shall not be reproduced except in full, without the written approval of TA Technology (Shanghai) Co., Ltd.

NB-IOT Band 12QPSK 15KHz 1@0 CH-Low

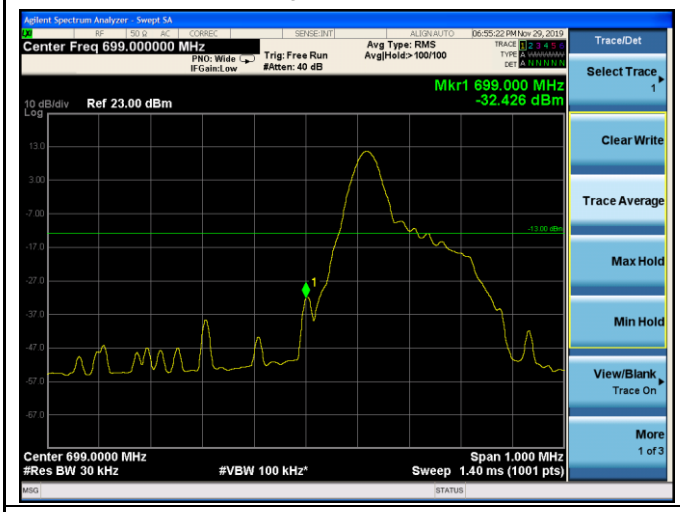

NB-IOT Band 12 QPSK 15KHz 1@0 CH-High

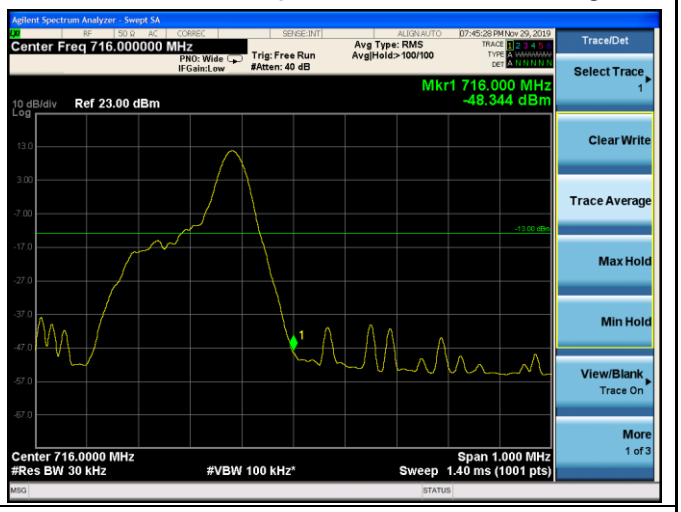

NB-IOT Band 12 QPSK 15KHz 12@0 CH-Low

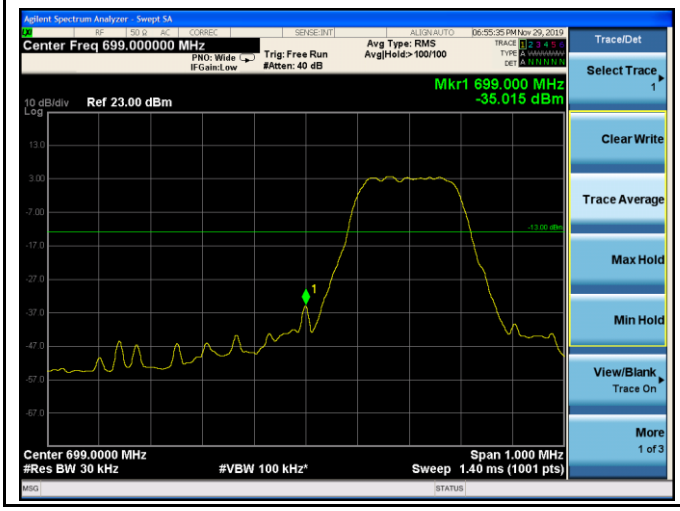

NB-IOT Band 12 QPSK 15KHz 12@0 CH-High

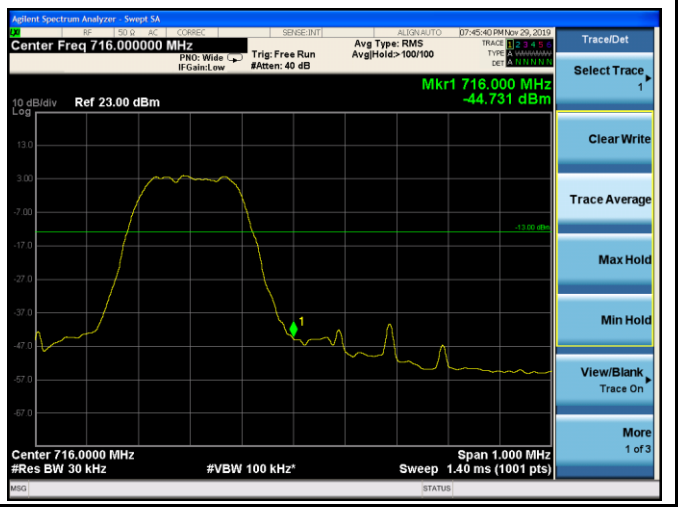

This report shall not be reproduced except in full, without the written approval of TA Technology (Shanghai) Co., Ltd.

NB-IOT Band 13 BPSK 3.75KHz 1@0 CH-Low

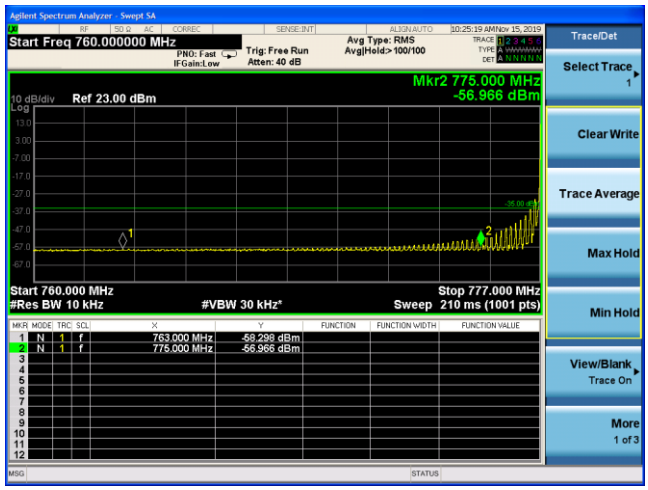

NB-IOT Band 13 BPSK 3.75KHz 1@0 CH-High

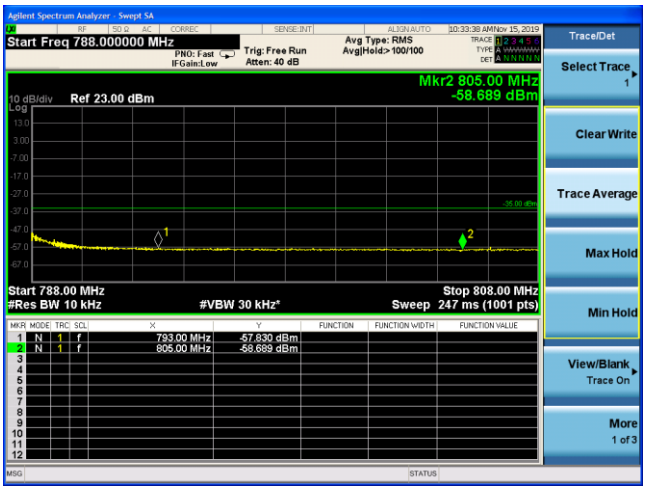

This report shall not be reproduced except in full, without the written approval of TA Technology (Shanghai) Co., Ltd.

NB-IOT Band 13 BPSK 15KHz 1@0 CH-Low

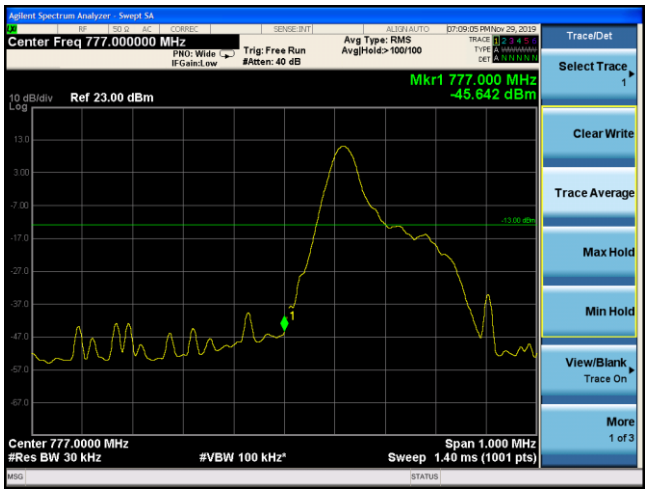

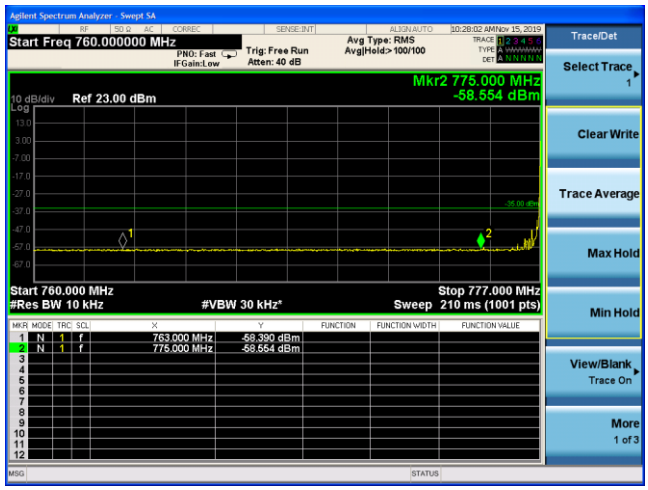

NB-IOT Band 13 BPSK 15KHz 1@0 CH-High

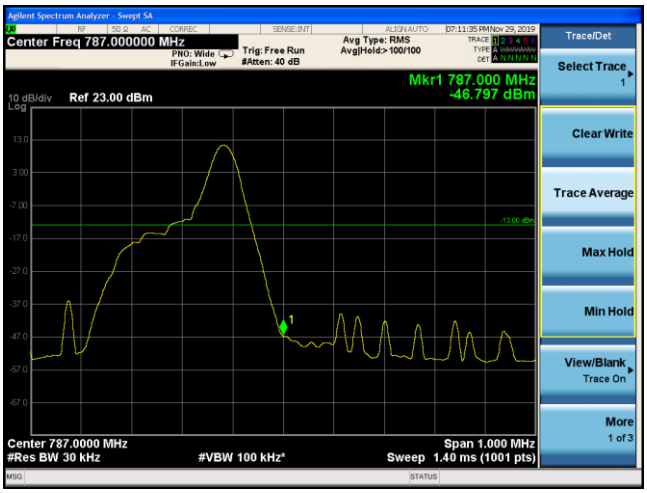

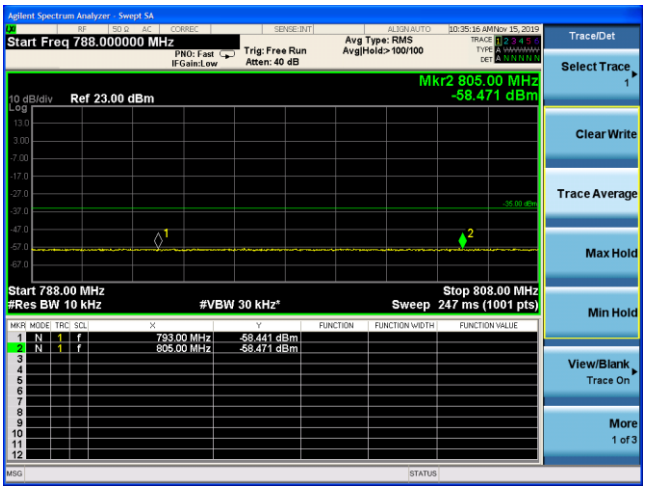

This report shall not be reproduced except in full, without the written approval of TA Technology (Shanghai) Co., Ltd.