Test Plot148#: LTE Band 66_Head Right Tilt_50%RB_Middle

DUT: Mobile Phone; Type: CLA6; Serial: 2IKY-1;

Communication System: Generic FDD-LTE (0); Frequency: 1745 MHz;Duty Cycle: 1:1
Medium parameters used (interpolated): f =1745 MHz; σ = 1.355 S/m; ε_r = 41.193; ρ = 1000 kg/m^3 ;
Phantom section: Right Section

DASY5 Configuration:

- Probe: EX3DV4 - SN7329; ConvF(7.56, 8.56, 7.71) @1745 MHz; Calibrated: 2024/3/27;
- Sensor-Surface: 1.4mm (Mechanical Surface Detection)
- Electronics: DAE4 Sn1354;Calibrated: 2023/11/17
- Phantom: Twin SAM; Type: Twin SAM V5.0; Serial: TP:1412
- Measurement SW: DASY52, Version 52.10 (2); SEMCAD X Version 14.6.12 (7470)

Area Scan (8x10x1): Measurement grid: dx=15mm, dy=15mm
Maximum value of SAR (measured) = 0.617 W/kg

Zoom Scan (6x6x7)/Cube 0: Measurement grid: dx=8mm, dy=8mm, dz=5mm
Reference Value = 17.48 V/m; Power Drift = 0 dB
Peak SAR (extrapolated) = 0.993 W/kg
SAR(1 g) = 0.501 W/kg; SAR(10 g) = 0.255 W/kg
Maximum value of SAR (measured) = 0.797 W/kg



0 dB = 0.797 W/kg = -0.99 dB dBW/kg

Test Plot149#: LTE Band 66_Body Front_1RB_Middle

DUT: Mobile Phone; Type: CLA6; Serial: 2IKY-1;

Communication System: Generic FDD-LTE (0); Frequency: 1745 MHz;Duty Cycle: 1:1
Medium parameters used (interpolated): f =1745 MHz; σ = 1.355 S/m; ε_r = 41.193; ρ = 1000 kg/m^3 ;
Phantom section: Flat Section

DASY5 Configuration:

- Probe: EX3DV4 - SN7329; ConvF(7.56, 8.56, 7.71) @1745 MHz; Calibrated: 2024/3/27;
- Sensor-Surface: 1.4mm (Mechanical Surface Detection)
- Electronics: DAE4 Sn1354;Calibrated: 2023/11/17
- Phantom: Twin SAM; Type: Twin SAM V5.0; Serial: TP:1412
- Measurement SW: DASY52, Version 52.10 (2); SEMCAD X Version 14.6.12 (7470)

Area Scan (8x14x1): Measurement grid: dx=15mm, dy=15mm
Maximum value of SAR (measured) = 0.131 W/kg

Zoom Scan (6x6x7)/Cube 0: Measurement grid: dx=8mm, dy=8mm, dz=5mm
Reference Value = 4.023 V/m; Power Drift = -0.13 dB
Peak SAR (extrapolated) = 0.160 W/kg
SAR(1 g) = 0.092 W/kg; SAR(10 g) = 0.058 W/kg
Maximum value of SAR (measured) = 0.133 W/kg

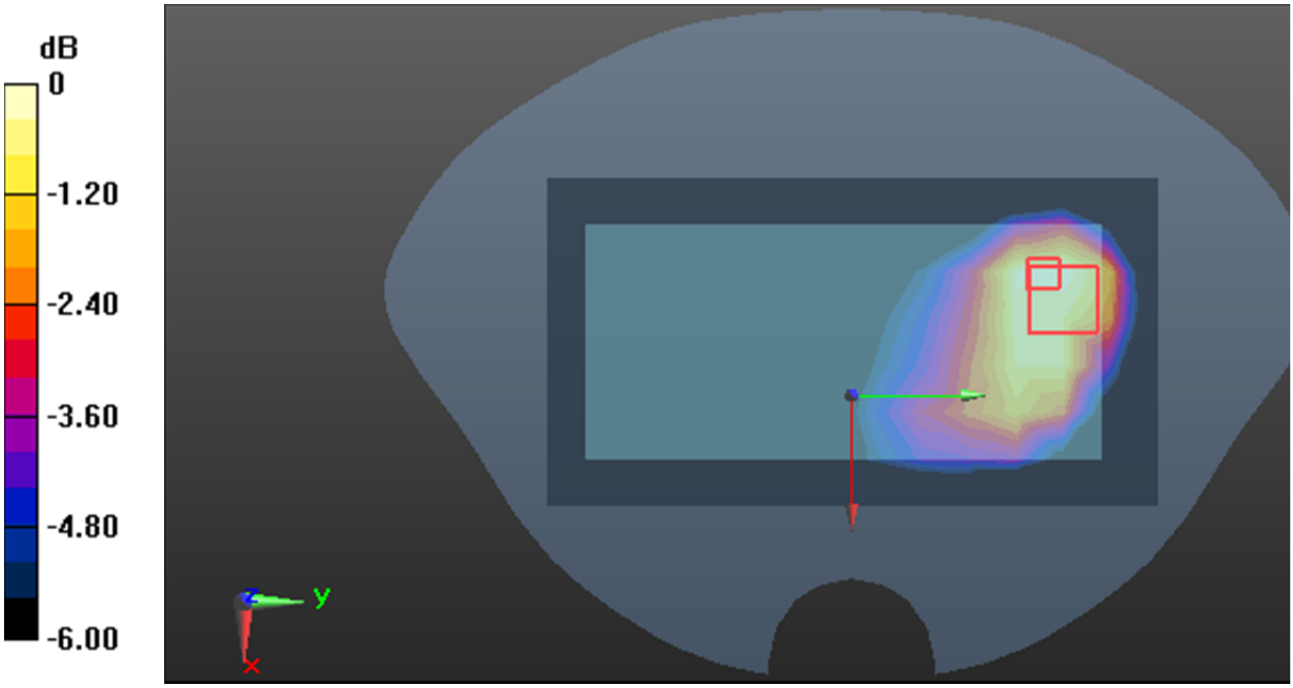

0 dB = 0.133 W/kg = -8.76 dB dBW/kg

Test Plot150#: LTE Band 66_Body Front_50%RB_Middle

DUT: Mobile Phone; Type: CLA6; Serial: 2IKY-1;

Communication System: Generic FDD-LTE (0); Frequency: 1745 MHz;Duty Cycle: 1:1
Medium parameters used (interpolated): f =1745 MHz; σ = 1.355 S/m; ε_r = 41.193; ρ = 1000 kg/m^3 ;
Phantom section: Flat Section

DASY5 Configuration:

- Probe: EX3DV4 - SN7329; ConvF(7.56, 8.56, 7.71) @1745 MHz; Calibrated: 2024/3/27;
- Sensor-Surface: 1.4mm (Mechanical Surface Detection)
- Electronics: DAE4 Sn1354;Calibrated: 2023/11/17
- Phantom: Twin SAM; Type: Twin SAM V5.0; Serial: TP:1412
- Measurement SW: DASY52, Version 52.10 (2); SEMCAD X Version 14.6.12 (7470)

Area Scan (8x14x1): Measurement grid: dx=15mm, dy=15mm
Maximum value of SAR (measured) = 0.114 W/kg

Zoom Scan (6x5x7)/Cube 0: Measurement grid: dx=8mm, dy=8mm, dz=5mm
Reference Value = 4.448 V/m; Power Drift = 0.03 dB
Peak SAR (extrapolated) = 0.134 W/kg
SAR(1 g) = 0.077 W/kg; SAR(10 g) = 0.050 W/kg
Maximum value of SAR (measured) = 0.113 W/kg

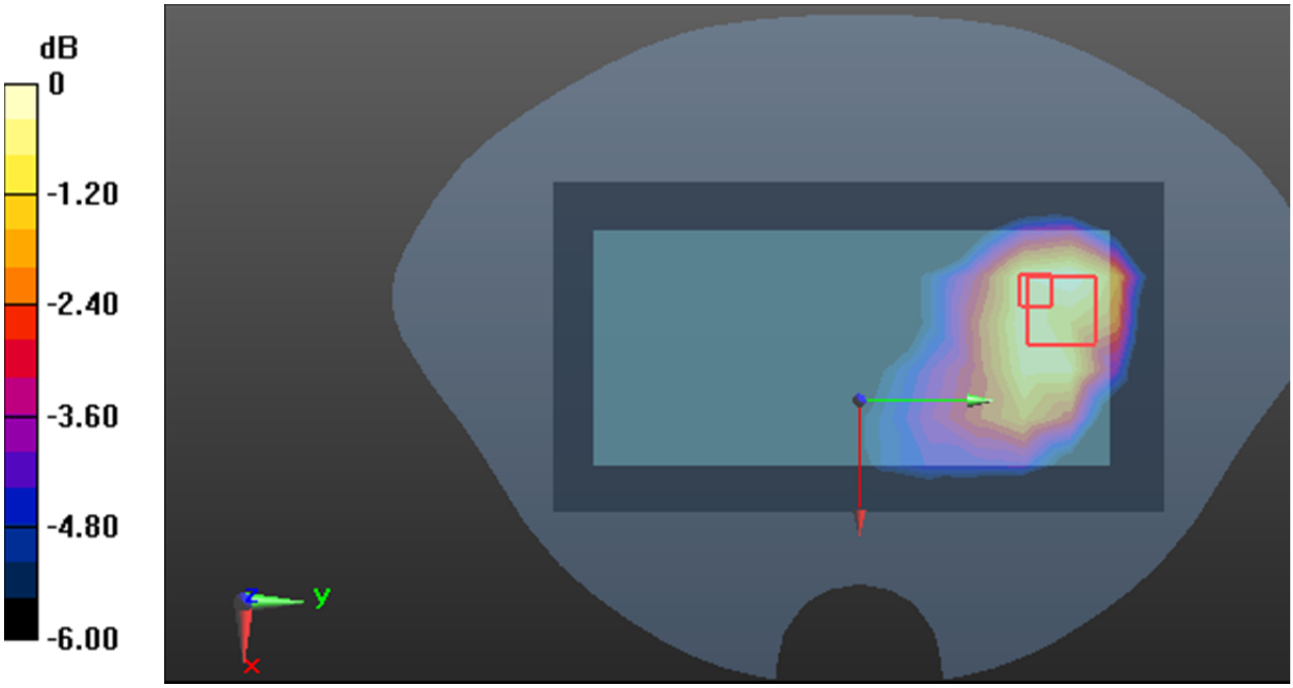

0 dB = 0.113 W/kg = -9.47 dB dBW/kg

Test Plot151#: LTE Band 66_Body Back_1RB_Middle

DUT: Mobile Phone; Type: CLA6; Serial: 2IKY-1;

Communication System: Generic FDD-LTE (0); Frequency: 1745 MHz;Duty Cycle: 1:1
Medium parameters used (interpolated): f =1745 MHz; σ = 1.355 S/m; ε_r = 41.193; ρ = 1000 kg/m^3 ;
Phantom section: Flat Section

DASY5 Configuration:

- Probe: EX3DV4 - SN7329; ConvF(7.56, 8.56, 7.71) @1745 MHz; Calibrated: 2024/3/27;
- Sensor-Surface: 1.4mm (Mechanical Surface Detection)
- Electronics: DAE4 Sn1354;Calibrated: 2023/11/17
- Phantom: Twin SAM; Type: Twin SAM V5.0; Serial: TP:1412
- Measurement SW: DASY52, Version 52.10 (2); SEMCAD X Version 14.6.12 (7470)

Area Scan (8x14x1): Measurement grid: dx=15mm, dy=15mm
Maximum value of SAR (measured) = 0.200 W/kg

Zoom Scan (5x5x7)/Cube 0: Measurement grid: dx=8mm, dy=8mm, dz=5mm
Reference Value = 4.911 V/m; Power Drift = -0.05 dB
Peak SAR (extrapolated) = 0.244 W/kg
SAR(1 g) = 0.143 W/kg; SAR(10 g) = 0.084 W/kg
Maximum value of SAR (measured) = 0.204 W/kg

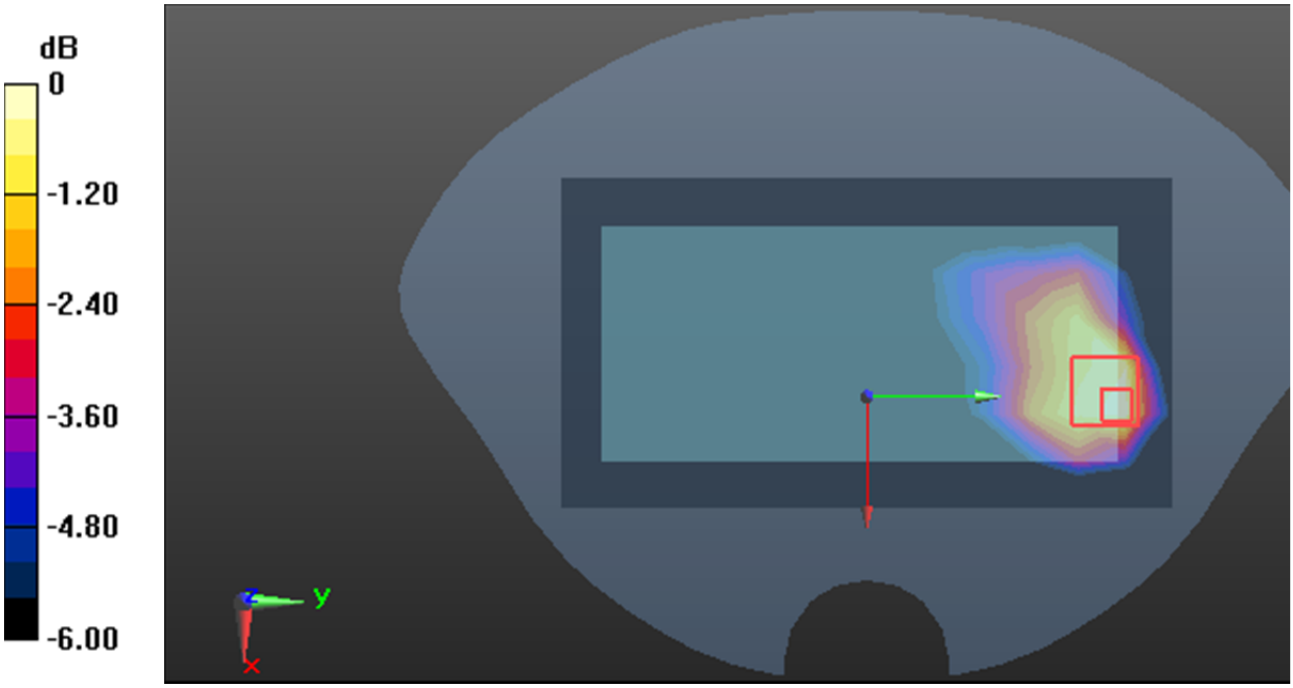

0 dB = 0.204 W/kg = -6.90 dB dBW/kg

Test Plot152#: LTE Band 66_Body Back_50%RB_Middle

DUT: Mobile Phone; Type: CLA6; Serial: 2IKY-1;

Communication System: Generic FDD-LTE (0); Frequency: 1745 MHz;Duty Cycle: 1:1
Medium parameters used (interpolated): f =1745 MHz; σ = 1.355 S/m; ε_r = 41.193; ρ = 1000 kg/m^3 ;
Phantom section: Flat Section

DASY5 Configuration:

- Probe: EX3DV4 - SN7329; ConvF(7.56, 8.56, 7.71) @1745 MHz; Calibrated: 2024/3/27;
- Sensor-Surface: 1.4mm (Mechanical Surface Detection)
- Electronics: DAE4 Sn1354;Calibrated: 2023/11/17
- Phantom: Twin SAM; Type: Twin SAM V5.0; Serial: TP:1412
- Measurement SW: DASY52, Version 52.10 (2); SEMCAD X Version 14.6.12 (7470)

Area Scan (8x14x1): Measurement grid: dx=15mm, dy=15mm
Maximum value of SAR (measured) = 0.169 W/kg

Zoom Scan (5x5x7)/Cube 0: Measurement grid: dx=8mm, dy=8mm, dz=5mm
Reference Value = 4.260 V/m; Power Drift = -0.13 dB
Peak SAR (extrapolated) = 0.207 W/kg
SAR(1 g) = 0.122 W/kg; SAR(10 g) = 0.070 W/kg
Maximum value of SAR (measured) = 0.178 W/kg

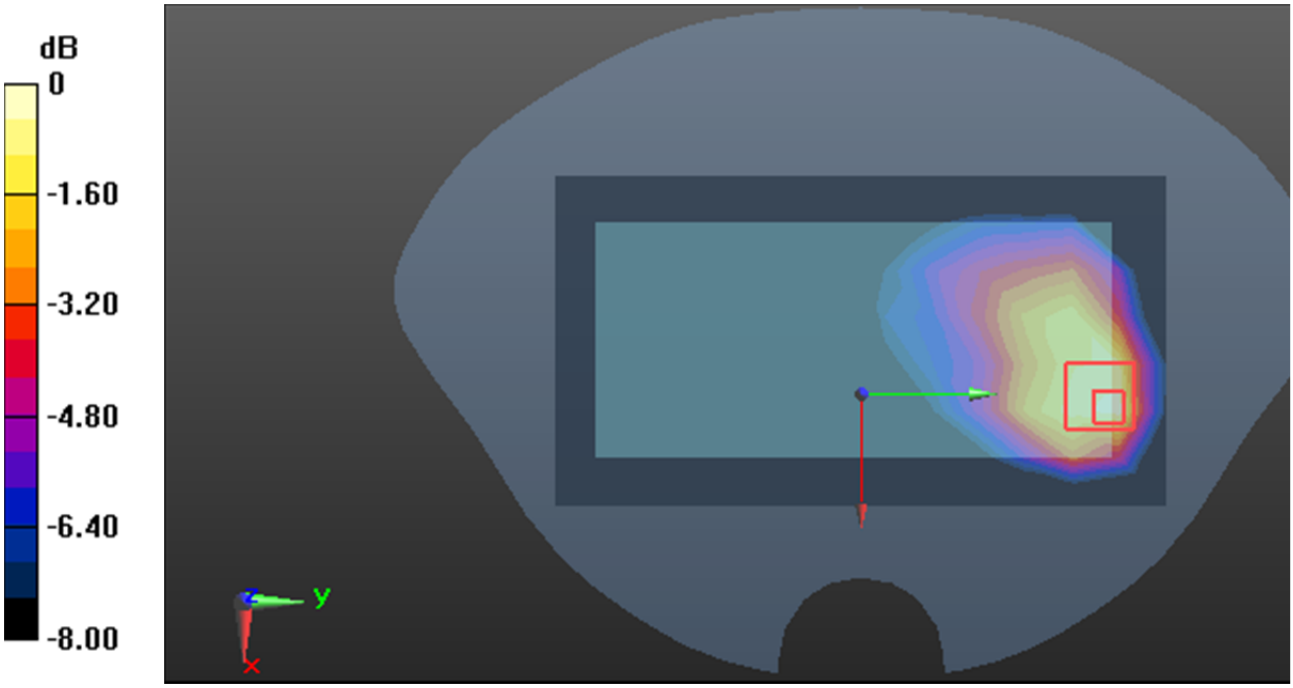

0 dB = 0.178 W/kg = -7.50 dB dBW/kg

Test Plot153#: LTE Band 66_Body Left_1RB_Middle

DUT: Mobile Phone; Type: CLA6; Serial: 2IKY-1;

Communication System: Generic FDD-LTE (0); Frequency: 1745 MHz;Duty Cycle: 1:1
Medium parameters used (interpolated): f =1745 MHz; σ = 1.355 S/m; ε_r = 41.193; ρ = 1000 kg/m^3 ;
Phantom section: Flat Section

DASY5 Configuration:

- Probe: EX3DV4 - SN7329; ConvF(7.56, 8.56, 7.71) @1745 MHz; Calibrated: 2024/3/27;
- Sensor-Surface: 1.4mm (Mechanical Surface Detection)
- Electronics: DAE4 Sn1354;Calibrated: 2023/11/17
- Phantom: Twin SAM; Type: Twin SAM V5.0; Serial: TP:1412
- Measurement SW: DASY52, Version 52.10 (2); SEMCAD X Version 14.6.12 (7470)

Area Scan (5x14x1): Measurement grid: dx=15mm, dy=15mm
Maximum value of SAR (measured) = 0.0816 W/kg

Zoom Scan (5x5x7)/Cube 0: Measurement grid: dx=8mm, dy=8mm, dz=5mm
Reference Value = 4.467 V/m; Power Drift = -0.1 dB
Peak SAR (extrapolated) = 0.0960 W/kg
SAR(1 g) = 0.055 W/kg; SAR(10 g) = 0.029 W/kg
Maximum value of SAR (measured) = 0.0831 W/kg

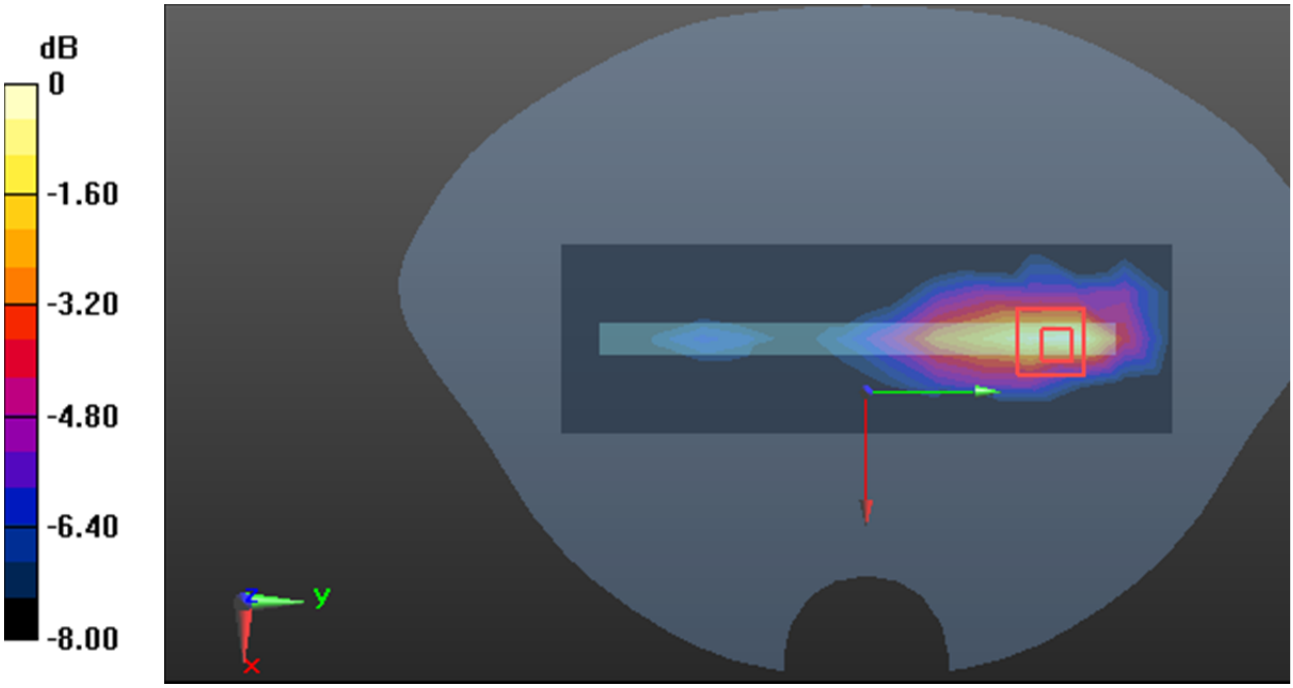

0 dB = 0.0831 W/kg = -10.80 dB dBW/kg

Test Plot154#: LTE Band 66_Body Left_50%RB_Middle

DUT: Mobile Phone; Type: CLA6; Serial: 2IKY-1;

Communication System: Generic FDD-LTE (0); Frequency: 1745 MHz;Duty Cycle: 1:1
Medium parameters used (interpolated): f =1745 MHz; σ = 1.355 S/m; ε_r = 41.193; ρ = 1000 kg/m^3 ;
Phantom section: Flat Section

DASY5 Configuration:

- Probe: EX3DV4 - SN7329; ConvF(7.56, 8.56, 7.71) @1745 MHz; Calibrated: 2024/3/27;
- Sensor-Surface: 1.4mm (Mechanical Surface Detection)
- Electronics: DAE4 Sn1354;Calibrated: 2023/11/17
- Phantom: Twin SAM; Type: Twin SAM V5.0; Serial: TP:1412
- Measurement SW: DASY52, Version 52.10 (2); SEMCAD X Version 14.6.12 (7470)

Area Scan (5x14x1): Measurement grid: dx=15mm, dy=15mm
Maximum value of SAR (measured) = 0.0670 W/kg

Zoom Scan (5x5x7)/Cube 0: Measurement grid: dx=8mm, dy=8mm, dz=5mm
Reference Value = 4.036 V/m; Power Drift = -0.03 dB
Peak SAR (extrapolated) = 0.0850 W/kg
SAR(1 g) = 0.046 W/kg; SAR(10 g) = 0.024 W/kg
Maximum value of SAR (measured) = 0.0697 W/kg

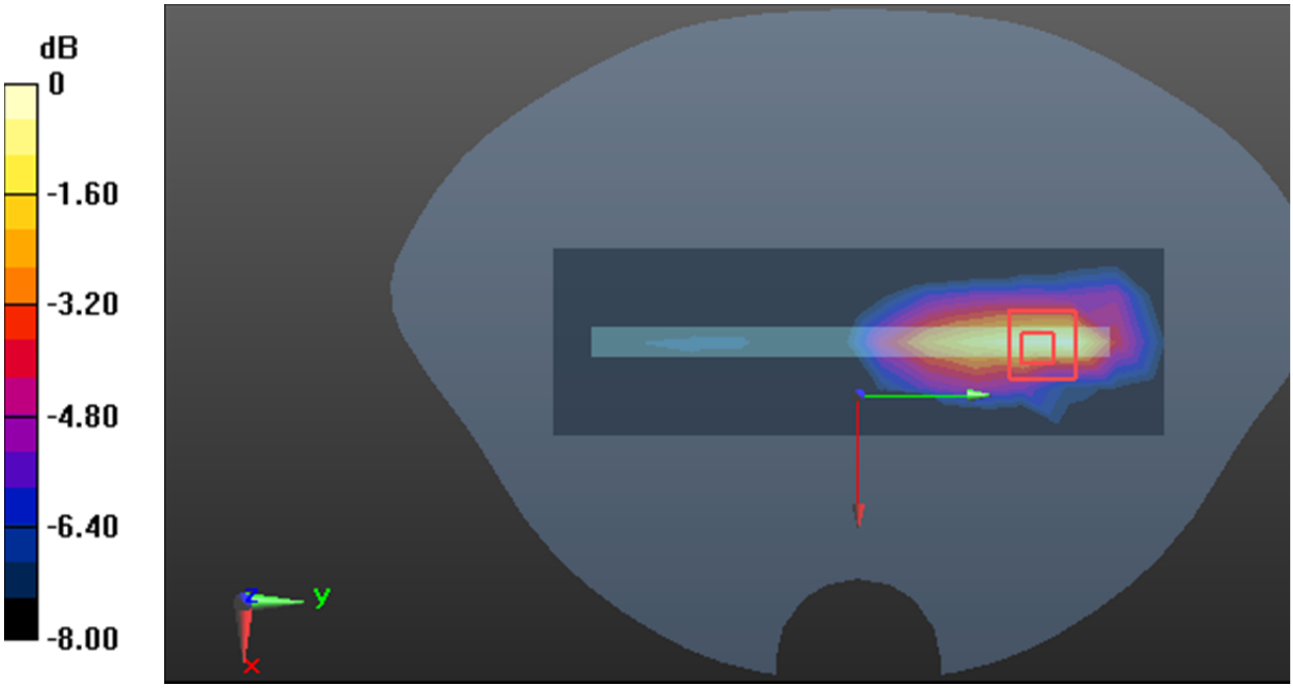

0 dB = 0.0697 W/kg = -11.57 dB dBW/kg

Test Plot155#: LTE Band 66_Body Top_1RB_Middle

DUT: Mobile Phone; Type: CLA6; Serial: 2IKY-1;

Communication System: Generic FDD-LTE (0); Frequency: 1745 MHz;Duty Cycle: 1:1
Medium parameters used (interpolated): f =1745 MHz; σ = 1.355 S/m; ε_r = 41.193; ρ = 1000 kg/m^3 ;
Phantom section: Flat Section

DASY5 Configuration:

- Probe: EX3DV4 - SN7329; ConvF(7.56, 8.56, 7.71) @1745 MHz; Calibrated: 2024/3/27;
- Sensor-Surface: 1.4mm (Mechanical Surface Detection)
- Electronics: DAE4 Sn1354;Calibrated: 2023/11/17
- Phantom: Twin SAM; Type: Twin SAM V5.0; Serial: TP:1412
- Measurement SW: DASY52, Version 52.10 (2); SEMCAD X Version 14.6.12 (7470)

Area Scan (5x9x1): Measurement grid: dx=15mm, dy=15mm
Maximum value of SAR (measured) = 0.241 W/kg

Zoom Scan (5x5x7)/Cube 0: Measurement grid: dx=8mm, dy=8mm, dz=5mm
Reference Value = 11.98 V/m; Power Drift = 0.19 dB
Peak SAR (extrapolated) = 0.296 W/kg
SAR(1 g) = 0.167 W/kg; SAR(10 g) = 0.089 W/kg
Maximum value of SAR (measured) = 0.250 W/kg

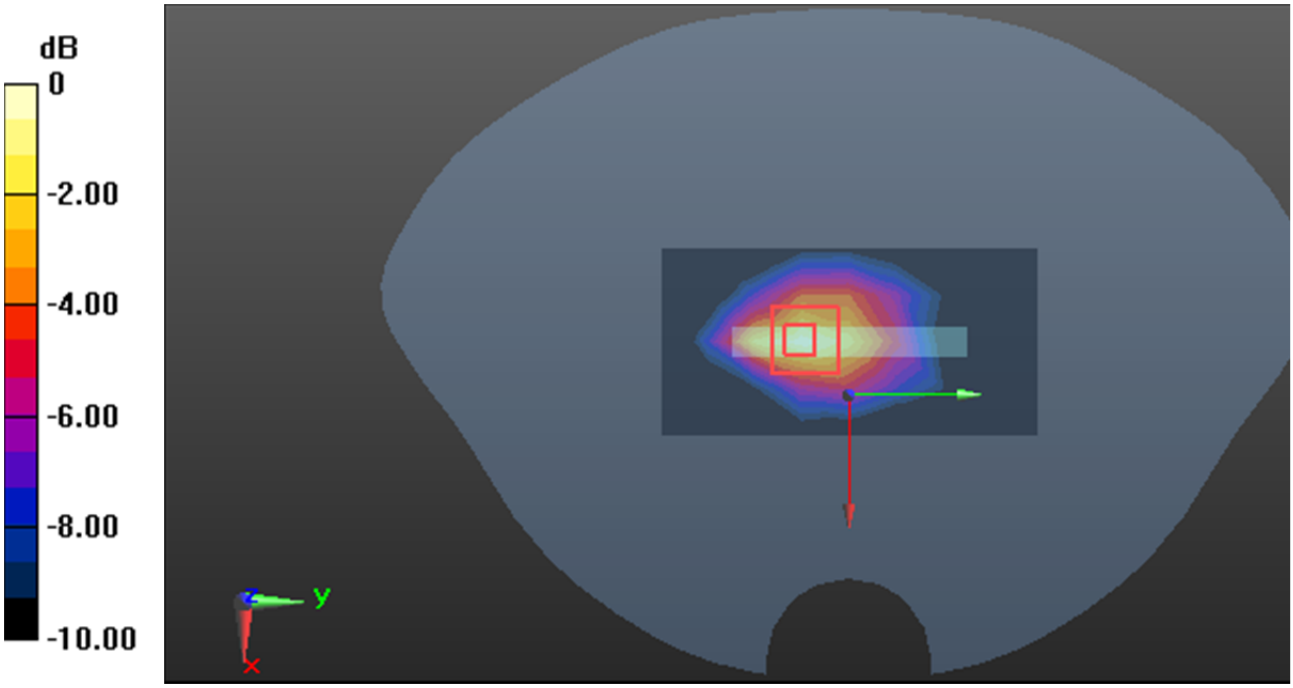

0 dB = 0.250 W/kg = -6.02 dB dBW/kg

Test Plot156#: LTE Band 66_Body Top_50%RB_Middle

DUT: Mobile Phone; Type: CLA6; Serial: 2IKY-1;

Communication System: Generic FDD-LTE (0); Frequency: 1745 MHz;Duty Cycle: 1:1
Medium parameters used (interpolated): f =1745 MHz; σ = 1.355 S/m; ε_r = 41.193; ρ = 1000 kg/m^3 ;
Phantom section: Flat Section

DASY5 Configuration:

- Probe: EX3DV4 - SN7329; ConvF(7.56, 8.56, 7.71) @1745 MHz; Calibrated: 2024/3/27;
- Sensor-Surface: 1.4mm (Mechanical Surface Detection)
- Electronics: DAE4 Sn1354;Calibrated: 2023/11/17
- Phantom: Twin SAM; Type: Twin SAM V5.0; Serial: TP:1412
- Measurement SW: DASY52, Version 52.10 (2); SEMCAD X Version 14.6.12 (7470)

Area Scan (5x9x1): Measurement grid: dx=15mm, dy=15mm
Maximum value of SAR (measured) = 0.206 W/kg

Zoom Scan (5x5x7)/Cube 0: Measurement grid: dx=8mm, dy=8mm, dz=5mm
Reference Value = 11.18 V/m; Power Drift = 0.1 dB
Peak SAR (extrapolated) = 0.257 W/kg
SAR(1 g) = 0.144 W/kg; SAR(10 g) = 0.076 W/kg
Maximum value of SAR (measured) = 0.216 W/kg

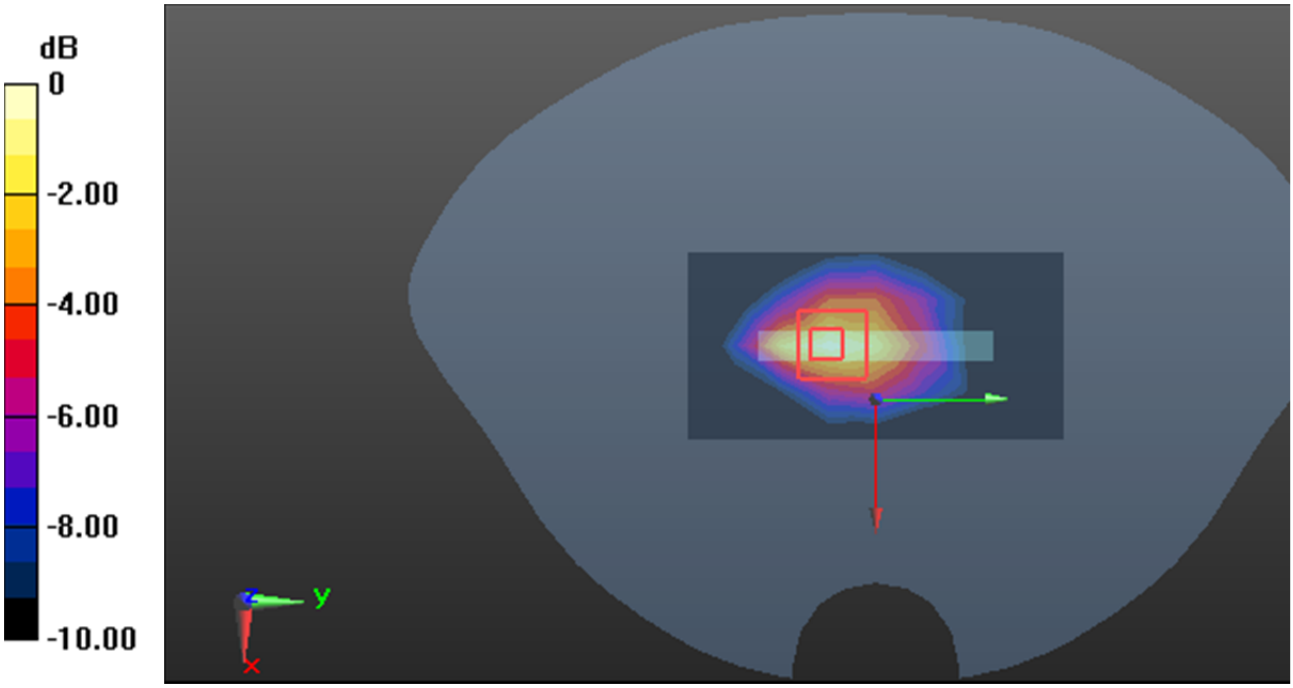

0 dB = 0.216 W/kg = -6.66 dB dBW/kg

Test Plot 157#: 2.4G WIFI Low - Head Left Cheek Chain 0

DUT: Mobile Phone; Type: CLA6; Serial: 2IKY-1;

Communication System: UID 0, 802.11 b (0); Frequency: 2412 MHz;Duty Cycle: 1:1
Medium parameters used (interpolated): f = 2412 MHz; σ = 1.754 S/m; ε_r = 39.639; ρ = 1000 kg/m^3
Phantom section: Left Section

DASY5 Configuration:

- Probe: EX3DV4 - SN7329; ConvF(7.05, 7.92, 7.22) @ 2412 MHz; Calibrated: 2024/3/27
- Sensor-Surface: 1.4mm (Mechanical Surface Detection)
- Electronics: DAE4 Sn1354; Calibrated: 2023/11/17
- Phantom: Twin SAM; Type: Twin SAM V5.0; Serial: TP:1412
- Measurement SW: DASY52, Version 52.10 (2); SEMCAD X Version 14.6.12 (7470)

Area Scan (10x11x1): Measurement grid: dx=12mm, dy=12mm
Maximum value of SAR (measured) = 1.05 W/kg

Zoom Scan (7x7x7)/Cube 0: Measurement grid: dx=5mm, dy=5mm, dz=5mm
Reference Value = 15.76 V/m; Power Drift = 0.15 dB
Peak SAR (extrapolated) = 1.71 W/kg
SAR(1 g) = 0.653 W/kg; SAR(10 g) = 0.279 W/kg
Maximum value of SAR (measured) = 1.24 W/kg



0 dB = 1.24 W/kg = 0.93 dBW/kg

Test Plot 158#: 2.4G WIFI Mid - Head Left Cheek Chain 0

DUT: Mobile Phone; Type: CLA6; Serial: 2IKY-1;

Communication System: UID 0, 802.11 b (0); Frequency: 2437 MHz;Duty Cycle: 1:1
Medium parameters used (interpolated): f = 2437 MHz; σ = 1.786 S/m; ε_r = 39.302; ρ = 1000 kg/m^3
Phantom section: Left Section

DASY5 Configuration:

- Probe: EX3DV4 - SN7329; ConvF(7.05, 7.92, 7.22) @ 2437 MHz; Calibrated: 2024/3/27
- Sensor-Surface: 1.4mm (Mechanical Surface Detection)
- Electronics: DAE4 Sn1354; Calibrated: 2023/11/17
- Phantom: Twin SAM; Type: Twin SAM V5.0; Serial: TP:1412
- Measurement SW: DASY52, Version 52.10 (2); SEMCAD X Version 14.6.12 (7470)

Area Scan (10x11x1): Measurement grid: dx=12mm, dy=12mm
Maximum value of SAR (measured) = 1.39 W/kg

Zoom Scan (7x7x7)/Cube 0: Measurement grid: dx=5mm, dy=5mm, dz=5mm
Reference Value = 16.11 V/m; Power Drift = 0.16 dB
Peak SAR (extrapolated) = 2.40 W/kg
SAR(1 g) = 0.910 W/kg; SAR(10 g) = 0.383 W/kg
Maximum value of SAR (measured) = 1.76 W/kg



0 dB = 1.76 W/kg = 2.46 dBW/kg

Test Plot 159#: 2.4G WIFI High - Head Left Cheek Chain 0

DUT: Mobile Phone; Type: CLA6; Serial: 2IKY-1;

Communication System: UID 0, 802.11 b (0); Frequency: 2462 MHz;Duty Cycle: 1:1
Medium parameters used (interpolated): f = 2462 MHz; σ = 1.818 S/m; ε_r = 39.028; ρ = 1000 kg/m^3
Phantom section: Left Section

DASY5 Configuration:

- Probe: EX3DV4 - SN7329; ConvF(7.05, 7.92, 7.22) @ 2462 MHz; Calibrated: 2024/3/27
- Sensor-Surface: 1.4mm (Mechanical Surface Detection)
- Electronics: DAE4 Sn1354; Calibrated: 2023/11/17
- Phantom: Twin SAM; Type: Twin SAM V5.0; Serial: TP:1412
- Measurement SW: DASY52, Version 52.10 (2); SEMCAD X Version 14.6.12 (7470)

Area Scan (10x11x1): Measurement grid: dx=12mm, dy=12mm
Maximum value of SAR (measured) = 1.33 W/kg

Zoom Scan (7x7x7)/Cube 0: Measurement grid: dx=5mm, dy=5mm, dz=5mm
Reference Value = 11.20 V/m; Power Drift = 0.14 dB
Peak SAR (extrapolated) = 1.99 W/kg
SAR(1 g) = 0.784 W/kg; SAR(10 g) = 0.330 W/kg
Maximum value of SAR (measured) = 1.39 W/kg



0 dB = 1.39 W/kg = 1.43 dBW/kg

Test Plot 160#: 2.4G WIFI Low _ Head Left Tilt Chain 0

DUT: Mobile Phone; Type: CLA6; Serial: 2IKY-1;

Communication System: UID 0, 802.11 b (0); Frequency: 2412 MHz;Duty Cycle: 1:1
Medium parameters used (interpolated): f = 2412 MHz; σ = 1.754 S/m; ε_r = 39.639; ρ = 1000 kg/m^3
Phantom section: Left Section

DASY5 Configuration:

- Probe: EX3DV4 - SN7329; ConvF(7.05, 7.92, 7.22) @ 2412 MHz; Calibrated: 2024/3/27
- Sensor-Surface: 1.4mm (Mechanical Surface Detection)
- Electronics: DAE4 Sn1354; Calibrated: 2023/11/17
- Phantom: Twin SAM; Type: Twin SAM V5.0; Serial: TP:1412
- Measurement SW: DASY52, Version 52.10 (2); SEMCAD X Version 14.6.12 (7470)

Area Scan (10x11x1): Measurement grid: dx=12mm, dy=12mm
Maximum value of SAR (measured) = 0.961 W/kg

Zoom Scan (7x7x7)/Cube 0: Measurement grid: dx=5mm, dy=5mm, dz=5mm
Reference Value = 14.08 V/m; Power Drift = 0.20 dB
Peak SAR (extrapolated) = 2.02 W/kg
SAR(1 g) = 0.771 W/kg; SAR(10 g) = 0.314 W/kg
Maximum value of SAR (measured) = 1.49 W/kg



0 dB = 1.49 W/kg = 1.73 dBW/kg

Test Plot 161#: 2.4G WIFI Mid _ Head Left Tilt Chain 0

DUT: Mobile Phone; Type: CLA6; Serial: 2IKY-1;

Communication System: UID 0, 802.11 b (0); Frequency: 2437 MHz;Duty Cycle: 1:1
Medium parameters used (interpolated): f = 2437 MHz; σ = 1.786 S/m; ε_r = 39.302; ρ = 1000 kg/m^3
Phantom section: Left Section

DASY5 Configuration:

- Probe: EX3DV4 - SN7329; ConvF(7.05, 7.92, 7.22) @ 2437 MHz; Calibrated: 2024/3/27
- Sensor-Surface: 1.4mm (Mechanical Surface Detection)
- Electronics: DAE4 Sn1354; Calibrated: 2023/11/17
- Phantom: Twin SAM; Type: Twin SAM V5.0; Serial: TP:1412
- Measurement SW: DASY52, Version 52.10 (2); SEMCAD X Version 14.6.12 (7470)

Area Scan (10x11x1): Measurement grid: dx=12mm, dy=12mm
Maximum value of SAR (measured) = 1.49 W/kg

Zoom Scan (7x8x7)/Cube 0: Measurement grid: dx=5mm, dy=5mm, dz=5mm
Reference Value = 13.90 V/m; Power Drift = 0.02 dB
Peak SAR (extrapolated) = 2.30 W/kg
SAR(1 g) = 0.894 W/kg; SAR(10 g) = 0.372 W/kg
Maximum value of SAR (measured) = 1.70 W/kg



0 dB = 1.70 W/kg = 2.30 dBW/kg

Test Plot 162#: 2.4G WIFI High _ Head Left Tilt Chain 0

DUT: Mobile Phone; Type: CLA6; Serial: 2IKY-1;

Communication System: UID 0, 802.11 b (0); Frequency: 2462 MHz;Duty Cycle: 1:1
Medium parameters used (interpolated): f = 2462 MHz; σ = 1.818 S/m; ε_r = 39.028; ρ = 1000 kg/m^3
Phantom section: Left Section

DASY5 Configuration:

- Probe: EX3DV4 - SN7329; ConvF(7.05, 7.92, 7.22) @ 2462 MHz; Calibrated: 2024/3/27
- Sensor-Surface: 1.4mm (Mechanical Surface Detection)
- Electronics: DAE4 Sn1354; Calibrated: 2023/11/17
- Phantom: Twin SAM; Type: Twin SAM V5.0; Serial: TP:1412
- Measurement SW: DASY52, Version 52.10 (2); SEMCAD X Version 14.6.12 (7470)

Area Scan (10x11x1): Measurement grid: dx=12mm, dy=12mm
Maximum value of SAR (measured) = 1.12 W/kg

Zoom Scan (7x8x7)/Cube 0: Measurement grid: dx=5mm, dy=5mm, dz=5mm
Reference Value = 15.53 V/m; Power Drift = 0.11 dB
Peak SAR (extrapolated) = 2.12 W/kg
SAR(1 g) = 0.793 W/kg; SAR(10 g) = 0.328 W/kg
Maximum value of SAR (measured) = 1.60 W/kg



0 dB = 1.60 W/kg = 2.04 dBW/kg

Test Plot 163#: 2.4G WIFI Mid - Head Right Cheek Chain 0

DUT: Mobile Phone; Type: CLA6; Serial: 2IKY-1;

Communication System: UID 0, 802.11 b (0); Frequency: 2437 MHz;Duty Cycle: 1:1
Medium parameters used (interpolated): f = 2437 MHz; σ = 1.786 S/m; ε_r = 39.302; ρ = 1000 kg/m^3
Phantom section: Right Section

DASY5 Configuration:

- Probe: EX3DV4 - SN7329; ConvF(7.05, 7.92, 7.22) @ 2437 MHz; Calibrated: 2024/3/27
- Sensor-Surface: 1.4mm (Mechanical Surface Detection)
- Electronics: DAE4 Sn1354; Calibrated: 2023/11/17
- Phantom: Twin SAM; Type: Twin SAM V5.0; Serial: TP:1412
- Measurement SW: DASY52, Version 52.10 (2); SEMCAD X Version 14.6.12 (7470)

Area Scan (10x11x1): Measurement grid: dx=12mm, dy=12mm
Maximum value of SAR (measured) = 0.943 W/kg

Zoom Scan (8x9x7)/Cube 0: Measurement grid: dx=5mm, dy=5mm, dz=5mm
Reference Value = 24.47 V/m; Power Drift = -0.15 dB
Peak SAR (extrapolated) = 1.33 W/kg
SAR(1 g) = 0.605 W/kg; SAR(10 g) = 0.279 W/kg
Maximum value of SAR (measured) = 1.01 W/kg

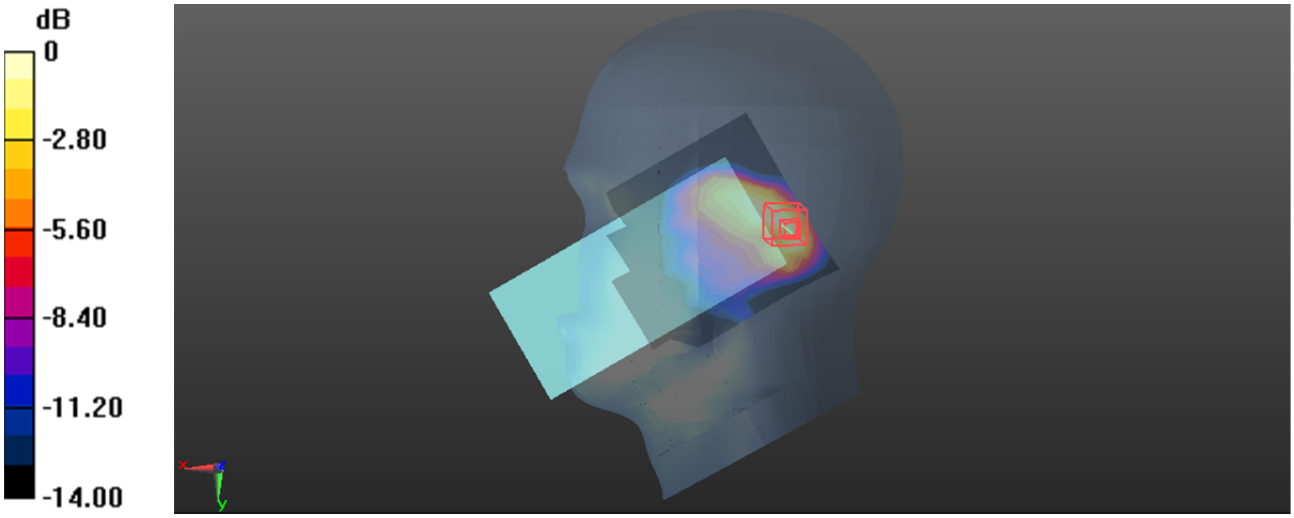

0 dB = 1.01 W/kg = 0.04 dBW/kg

Test Plot 164#: 2.4G WIFI Mid - Head Right Tilt Chain 0

DUT: Mobile Phone; Type: CLA6; Serial: 2IKY-1;

Communication System: UID 0, 802.11 b (0); Frequency: 2437 MHz;Duty Cycle: 1:1
Medium parameters used (interpolated): f = 2437 MHz; σ = 1.786 S/m; ε_r = 39.302; ρ = 1000 kg/m^3
Phantom section: Right Section

DASY5 Configuration:

- Probe: EX3DV4 - SN7329; ConvF(7.05, 7.92, 7.22) @ 2437 MHz; Calibrated: 2024/3/27
- Sensor-Surface: 1.4mm (Mechanical Surface Detection)
- Electronics: DAE4 Sn1354; Calibrated: 2023/11/17
- Phantom: Twin SAM; Type: Twin SAM V5.0; Serial: TP:1412
- Measurement SW: DASY52, Version 52.10 (2); SEMCAD X Version 14.6.12 (7470)

Area Scan (10x11x1): Measurement grid: dx=12mm, dy=12mm
Maximum value of SAR (measured) = 1.17 W/kg

Zoom Scan (7x8x7)/Cube 0: Measurement grid: dx=5mm, dy=5mm, dz=5mm
Reference Value = 17.85 V/m; Power Drift = -0.13 dB
Peak SAR (extrapolated) = 1.60 W/kg
SAR(1 g) = 0.721 W/kg; SAR(10 g) = 0.331 W/kg
Maximum value of SAR (measured) = 1.21 W/kg



0 dB = 1.21 W/kg = 0.83 dBW/kg

Test Plot 165#: 2.4G WIFI Mid - Body Front Chain 0

DUT: Mobile Phone; Type: CLA6; Serial: 2IKY-1;

Communication System: UID 0, 802.11 b (0); Frequency: 2437 MHz;Duty Cycle: 1:1
Medium parameters used (interpolated): f = 2437 MHz; σ = 1.786 S/m; ε_r = 39.302; ρ = 1000 kg/m^3
Phantom section: Flat Section

DASY5 Configuration:

- Probe: EX3DV4 - SN7329; ConvF(7.05, 7.92, 7.22) @ 2437 MHz; Calibrated: 2024/3/27
- Sensor-Surface: 1.4mm (Mechanical Surface Detection)
- Electronics: DAE4 Sn1354; Calibrated: 2023/11/17
- Phantom: Twin SAM; Type: Twin SAM V5.0; Serial: TP:1412
- Measurement SW: DASY52, Version 52.10 (2); SEMCAD X Version 14.6.12 (7470)

Area Scan (10x17x1): Measurement grid: dx=12mm, dy=12mm
Maximum value of SAR (measured) = 0.288 W/kg

Zoom Scan (7x7x7)/Cube 0: Measurement grid: dx=5mm, dy=5mm, dz=5mm
Reference Value = 3.115 V/m; Power Drift = -0.12 dB
Peak SAR (extrapolated) = 0.375 W/kg
SAR(1 g) = 0.170 W/kg; SAR(10 g) = 0.077 W/kg
Maximum value of SAR (measured) = 0.295 W/kg

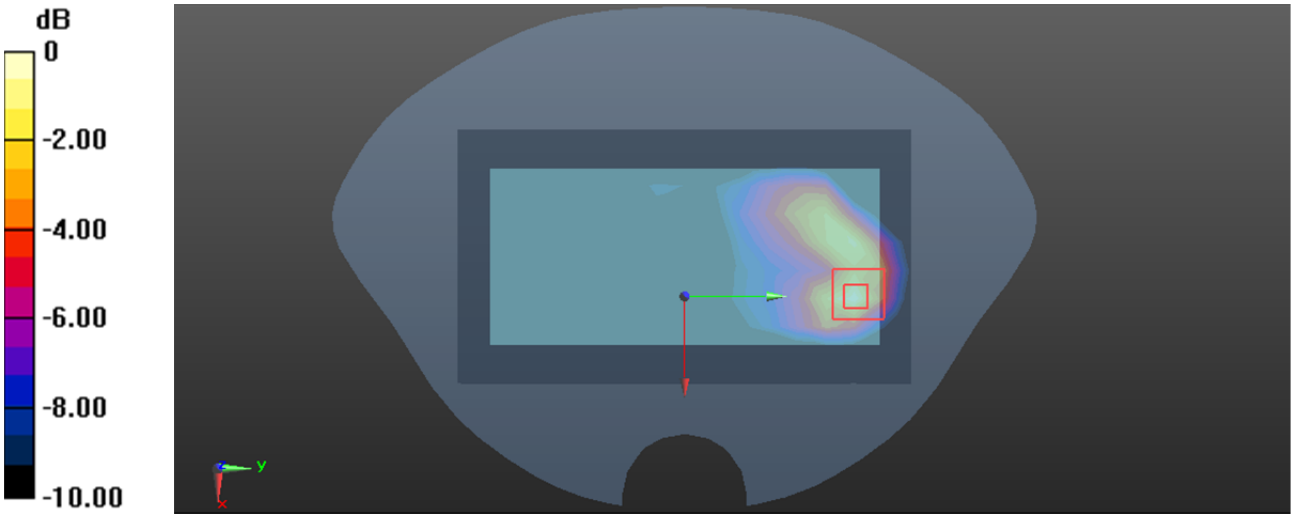

0 dB = 0.295 W/kg = -5.30 dBW/kg

Test Plot 166#: 2.4G WIFI Mid - Body Back Chain 0

DUT: Mobile Phone; Type: CLA6; Serial: 2IKY-1;

Communication System: UID 0, 802.11 b (0); Frequency: 2437 MHz;Duty Cycle: 1:1
Medium parameters used (interpolated): f = 2437 MHz; σ = 1.786 S/m; ε_r = 39.302; ρ = 1000 kg/m^3
Phantom section: Flat Section

DASY5 Configuration:

- Probe: EX3DV4 - SN7329; ConvF(7.05, 7.92, 7.22) @ 2437 MHz; Calibrated: 2024/3/27
- Sensor-Surface: 1.4mm (Mechanical Surface Detection)
- Electronics: DAE4 Sn1354; Calibrated: 2023/11/17
- Phantom: Twin SAM; Type: Twin SAM V5.0; Serial: TP:1412
- Measurement SW: DASY52, Version 52.10 (2); SEMCAD X Version 14.6.12 (7470)

Area Scan (10x17x1): Measurement grid: dx=12mm, dy=12mm
Maximum value of SAR (measured) = 0.373 W/kg

Zoom Scan (7x7x7)/Cube 0: Measurement grid: dx=5mm, dy=5mm, dz=5mm
Reference Value = 3.796 V/m; Power Drift = -0.17 dB
Peak SAR (extrapolated) = 0.524 W/kg
SAR(1 g) = 0.256 W/kg; SAR(10 g) = 0.125 W/kg
Maximum value of SAR (measured) = 0.423 W/kg

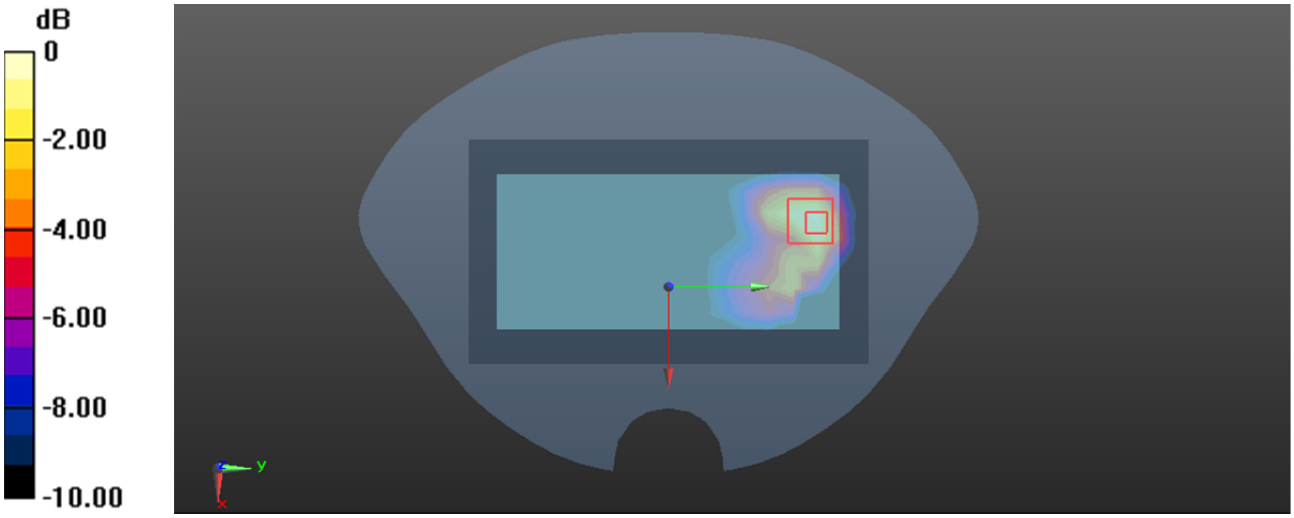

0 dB = 0.423 W/kg = -3.74 dBW/kg

Test Plot 167#: 2.4G WIFI Mid - Body Right Chain 0

DUT: Mobile Phone; Type: CLA6; Serial: 2IKY-1;

Communication System: UID 0, 802.11 b (0); Frequency: 2437 MHz;Duty Cycle: 1:1
Medium parameters used (interpolated): f = 2437 MHz; σ = 1.786 S/m; ε_r = 39.302; ρ = 1000 kg/m^3
Phantom section: Flat Section

DASY5 Configuration:

- Probe: EX3DV4 - SN7329; ConvF(7.05, 7.92, 7.22) @ 2437 MHz; Calibrated: 2024/3/27
- Sensor-Surface: 1.4mm (Mechanical Surface Detection)
- Electronics: DAE4 Sn1354; Calibrated: 2023/11/17
- Phantom: Twin SAM; Type: Twin SAM V5.0; Serial: TP:1412
- Measurement SW: DASY52, Version 52.10 (2); SEMCAD X Version 14.6.12 (7470)

Area Scan (6x17x1): Measurement grid: dx=12mm, dy=12mm
Maximum value of SAR (measured) = 0.0362 W/kg

Zoom Scan (7x7x7)/Cube 0: Measurement grid: dx=5mm, dy=5mm, dz=5mm
Reference Value = 3.706 V/m; Power Drift = 0.03 dB
Peak SAR (extrapolated) = 0.0470 W/kg
SAR(1 g) = 0.023 W/kg; SAR(10 g) = 0.012 W/kg
Maximum value of SAR (measured) = 0.0371 W/kg

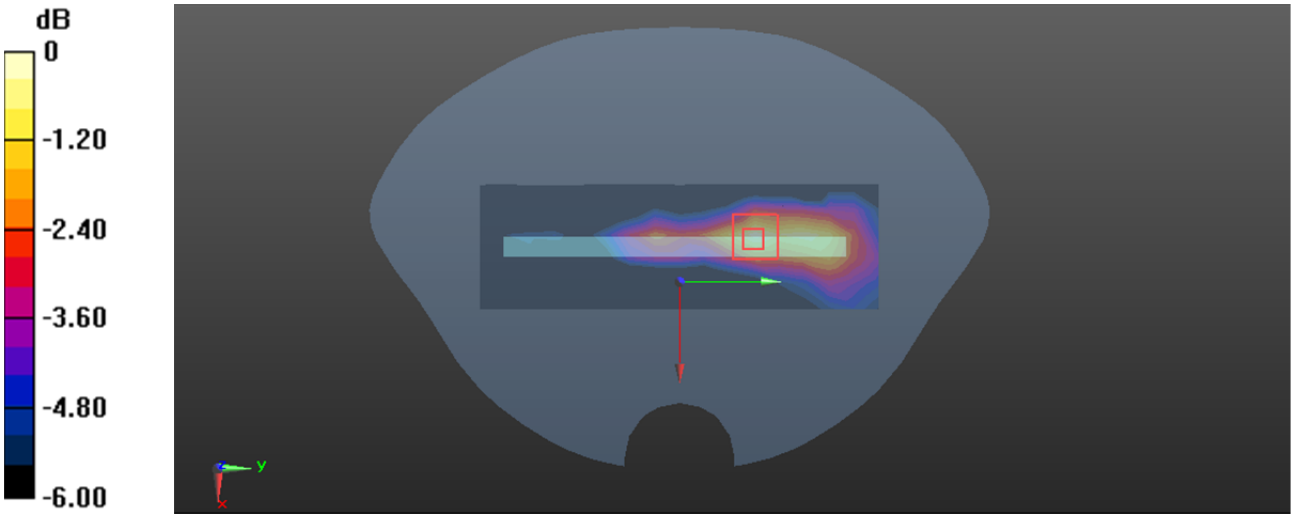

0 dB = 0.0371 W/kg = -14.31 dBW/kg

Test Plot 168#: 2.4G WIFI Mid - Body Top Chain 0

DUT: Mobile Phone; Type: CLA6; Serial: 2IKY-1;

Communication System: UID 0, 802.11 b (0); Frequency: 2437 MHz;Duty Cycle: 1:1
Medium parameters used (interpolated): f = 2437 MHz; σ = 1.786 S/m; ε_r = 39.302; ρ = 1000 kg/m^3
Phantom section: Flat Section

DASY5 Configuration:

- Probe: EX3DV4 - SN7329; ConvF(7.05, 7.92, 7.22) @ 2437 MHz; Calibrated: 2024/3/27
- Sensor-Surface: 1.4mm (Mechanical Surface Detection)
- Electronics: DAE4 Sn1354; Calibrated: 2023/11/17
- Phantom: Twin SAM; Type: Twin SAM V5.0; Serial: TP:1412
- Measurement SW: DASY52, Version 52.10 (2); SEMCAD X Version 14.6.12 (7470)

Area Scan (6x11x1): Measurement grid: dx=12mm, dy=12mm
Maximum value of SAR (measured) = 0.307 W/kg

Zoom Scan (7x7x7)/Cube 0: Measurement grid: dx=5mm, dy=5mm, dz=5mm
Reference Value = 14.26 V/m; Power Drift = -0.17 dB
Peak SAR (extrapolated) = 0.503 W/kg
SAR(1 g) = 0.236 W/kg; SAR(10 g) = 0.102 W/kg
Maximum value of SAR (measured) = 0.404 W/kg

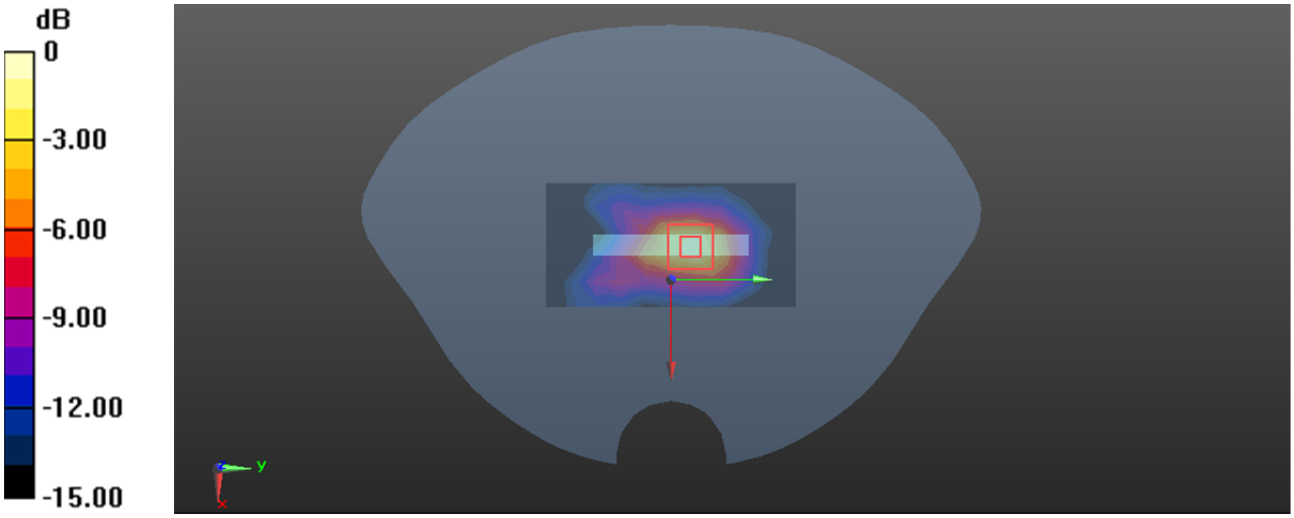

0 dB = 0.404 W/kg = -3.94 dBW/kg

Test Plot 169#: 2.4G WIFI Low_ Head Left Cheek Chain 1

DUT: Mobile Phone; Type: CLA6; Serial: 2IKY-1;

Communication System: UID 0, 802.11 b (0); Frequency: 2412 MHz;Duty Cycle: 1:1
Medium parameters used (interpolated): f = 2412 MHz; σ = 1.754 S/m; ε_r = 39.639; ρ = 1000 kg/m^3
Phantom section: Left Section

DASY5 Configuration:

- Probe: EX3DV4 - SN7329; ConvF(7.05, 7.92, 7.22) @ 2412 MHz; Calibrated: 2024/3/27
- Sensor-Surface: 1.4mm (Mechanical Surface Detection)
- Electronics: DAE4 Sn1354; Calibrated: 2023/11/17
- Phantom: Twin SAM; Type: Twin SAM V5.0; Serial: TP:1412
- Measurement SW: DASY52, Version 52.10 (2); SEMCAD X Version 14.6.12 (7470)

Area Scan (10x11x1): Measurement grid: dx=12mm, dy=12mm
Maximum value of SAR (measured) = 1.33 W/kg

Zoom Scan (7x7x7)/Cube 0: Measurement grid: dx=5mm, dy=5mm, dz=5mm
Reference Value = 11.06 V/m; Power Drift = -0.14 dB
Peak SAR (extrapolated) = 1.74 W/kg
SAR(1 g) = 0.761 W/kg; SAR(10 g) = 0.342 W/kg
Maximum value of SAR (measured) = 1.28 W/kg

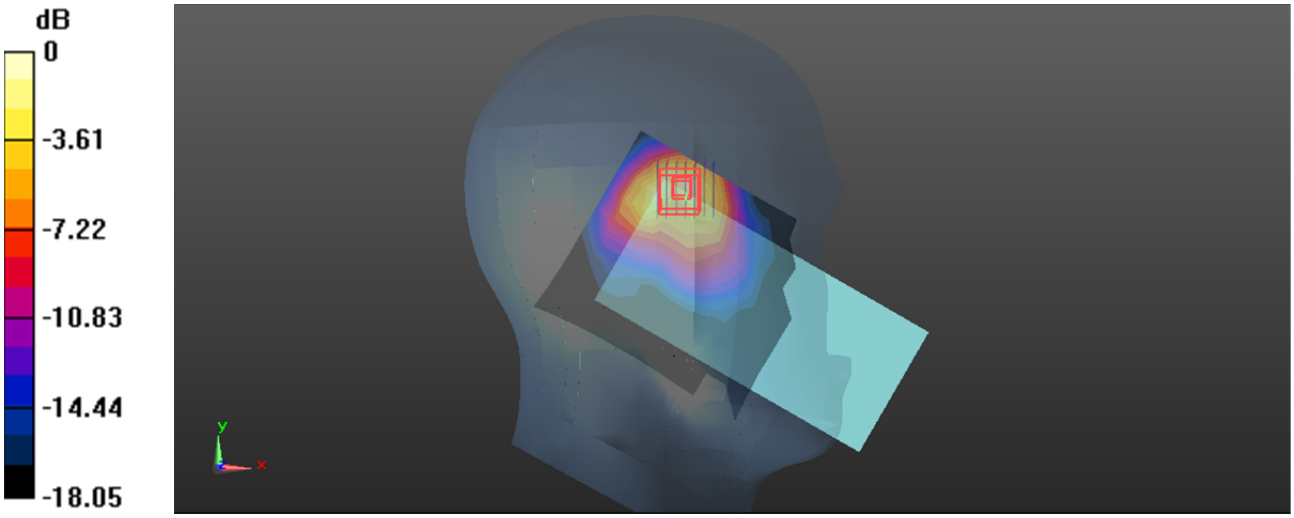

0 dB = 1.28 W/kg = 1.07 dBW/kg

Test Plot 170#: 2.4G WIFI Mid _ Head Left Cheek Chain 1

DUT: Mobile Phone; Type: CLA6; Serial: 2IKY-1;

Communication System: UID 0, 802.11 b (0); Frequency: 2437 MHz;Duty Cycle: 1:1
Medium parameters used (interpolated): f = 2437 MHz; σ = 1.786 S/m; ε_r = 39.302; ρ = 1000 kg/m^3
Phantom section: Left Section

DASY5 Configuration:

- Probe: EX3DV4 - SN7329; ConvF(7.05, 7.92, 7.22) @ 2437 MHz; Calibrated: 2024/3/27
- Sensor-Surface: 1.4mm (Mechanical Surface Detection)
- Electronics: DAE4 Sn1354; Calibrated: 2023/11/17
- Phantom: Twin SAM; Type: Twin SAM V5.0; Serial: TP:1412
- Measurement SW: DASY52, Version 52.10 (2); SEMCAD X Version 14.6.12 (7470)

Area Scan (10x11x1): Measurement grid: dx=12mm, dy=12mm
Maximum value of SAR (measured) = 1.18 W/kg

Zoom Scan (7x7x7)/Cube 0: Measurement grid: dx=5mm, dy=5mm, dz=5mm
Reference Value = 13.54 V/m; Power Drift = -0.09 dB
Peak SAR (extrapolated) = 2.27 W/kg
SAR(1 g) = 0.871 W/kg; SAR(10 g) = 0.359 W/kg
Maximum value of SAR (measured) = 1.66 W/kg



0 dB = 1.66 W/kg = 2.20 dBW/kg

Test Plot 171#: 2.4G WIFI High_ Head Left Cheek Chain 1

DUT: Mobile Phone; Type: CLA6; Serial: 2IKY-1;

Communication System: UID 0, 802.11 b (0); Frequency: 2462 MHz;Duty Cycle: 1:1
Medium parameters used (interpolated): f = 2462 MHz; σ = 1.818 S/m; ε_r = 39.028; ρ = 1000 kg/m^3
Phantom section: Left Section

DASY5 Configuration:

- Probe: EX3DV4 - SN7329; ConvF(7.05, 7.92, 7.22) @ 2462 MHz; Calibrated: 2024/3/27
- Sensor-Surface: 1.4mm (Mechanical Surface Detection)
- Electronics: DAE4 Sn1354; Calibrated: 2023/11/17
- Phantom: Twin SAM; Type: Twin SAM V5.0; Serial: TP:1412
- Measurement SW: DASY52, Version 52.10 (2); SEMCAD X Version 14.6.12 (7470)

Area Scan (10x11x1): Measurement grid: dx=12mm, dy=12mm
Maximum value of SAR (measured) = 1.46 W/kg

Zoom Scan (7x7x7)/Cube 0: Measurement grid: dx=5mm, dy=5mm, dz=5mm
Reference Value = 12.37 V/m; Power Drift = -0.08 dB
Peak SAR (extrapolated) = 1.93 W/kg
SAR(1 g) = 0.838 W/kg; SAR(10 g) = 0.380 W/kg
Maximum value of SAR (measured) = 1.43 W/kg



0 dB = 1.43 W/kg = 1.55 dBW/kg

Test Plot 172#: 2.4G WIFI Mid_ Head Left Tilt Chain 1

DUT: Mobile Phone; Type: CLA6; Serial: 2IKY-1;

Communication System: UID 0, 802.11 b (0); Frequency: 2437 MHz;Duty Cycle: 1:1
Medium parameters used (interpolated): f = 2437 MHz; σ = 1.786 S/m; ε_r = 39.302; ρ = 1000 kg/m^3
Phantom section: Left Section

DASY5 Configuration:

- Probe: EX3DV4 - SN7329; ConvF(7.05, 7.92, 7.22) @ 2437 MHz; Calibrated: 2024/3/27
- Sensor-Surface: 1.4mm (Mechanical Surface Detection)
- Electronics: DAE4 Sn1354; Calibrated: 2023/11/17
- Phantom: Twin SAM; Type: Twin SAM V5.0; Serial: TP:1412
- Measurement SW: DASY52, Version 52.10 (2); SEMCAD X Version 14.6.12 (7470)

Area Scan (10x11x1): Measurement grid: dx=12mm, dy=12mm
Maximum value of SAR (measured) = 1.07 W/kg

Zoom Scan (8x8x7)/Cube 0: Measurement grid: dx=5mm, dy=5mm, dz=5mm
Reference Value = 9.659 V/m; Power Drift = -0.12 dB
Peak SAR (extrapolated) = 1.63 W/kg
SAR(1 g) = 0.725 W/kg; SAR(10 g) = 0.327 W/kg
Maximum value of SAR (measured) = 1.22 W/kg

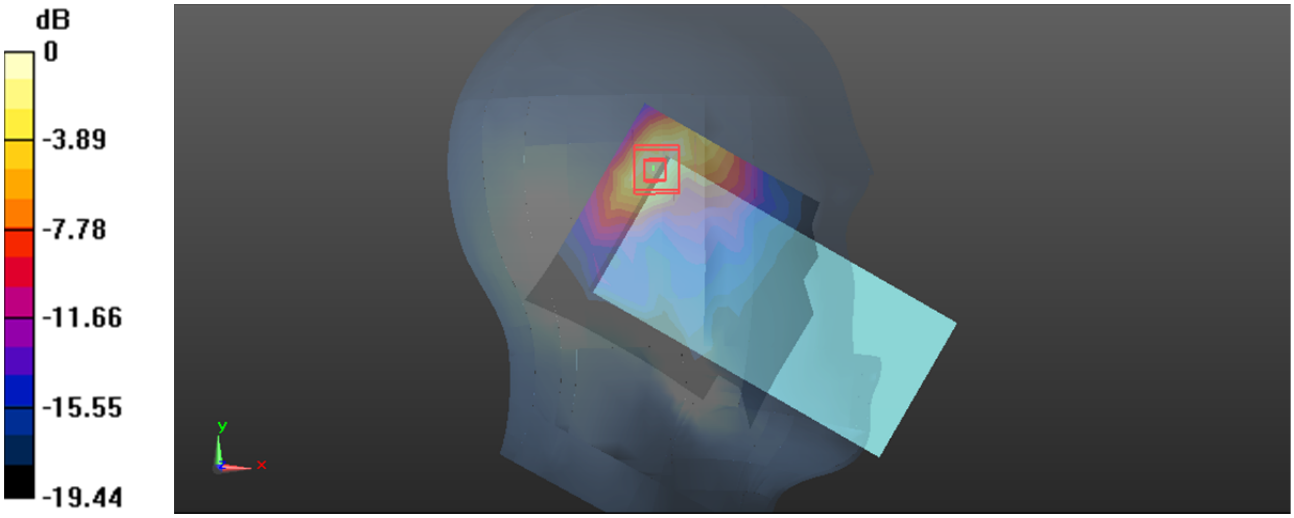

0 dB = 1.22 W/kg = 0.86 dBW/kg

Test Plot 173#: 2.4G WIFI Mid_ Head Right Cheek Chain 1

DUT: Mobile Phone; Type: CLA6; Serial: 2IKY-1;

Communication System: UID 0, 802.11 b (0); Frequency: 2437 MHz;Duty Cycle: 1:1
Medium parameters used (interpolated): f = 2437 MHz; σ = 1.786 S/m; ε_r = 39.302; ρ = 1000 kg/m^3
Phantom section: Right Section

DASY5 Configuration:

- Probe: EX3DV4 - SN7329; ConvF(7.05, 7.92, 7.22) @ 2437 MHz; Calibrated: 2024/3/27
- Sensor-Surface: 1.4mm (Mechanical Surface Detection)
- Electronics: DAE4 Sn1354; Calibrated: 2023/11/17
- Phantom: Twin SAM; Type: Twin SAM V5.0; Serial: TP:1412
- Measurement SW: DASY52, Version 52.10 (2); SEMCAD X Version 14.6.12 (7470)

Area Scan (10x11x1): Measurement grid: dx=12mm, dy=12mm
Maximum value of SAR (measured) = 0.439 W/kg

Zoom Scan (8x9x7)/Cube 0: Measurement grid: dx=5mm, dy=5mm, dz=5mm
Reference Value = 9.373 V/m; Power Drift = -0.19 dB
Peak SAR (extrapolated) = 0.629 W/kg
SAR(1 g) = 0.362 W/kg; SAR(10 g) = 0.180 W/kg
Maximum value of SAR (measured) = 0.534 W/kg



0 dB = 0.534 W/kg = -2.72 dBW/kg

Test Plot 174#: 2.4G WIFI Mid_ Head Right Tilt Chain 1

DUT: Mobile Phone; Type: CLA6; Serial: 2IKY-1;

Communication System: UID 0, 802.11 b (0); Frequency: 2437 MHz;Duty Cycle: 1:1
Medium parameters used (interpolated): f = 2437 MHz; σ = 1.786 S/m; ε_r = 39.302; ρ = 1000 kg/m^3
Phantom section: Right Section

DASY5 Configuration:

- Probe: EX3DV4 - SN7329; ConvF(7.05, 7.92, 7.22) @ 2437 MHz; Calibrated: 2024/3/27
- Sensor-Surface: 1.4mm (Mechanical Surface Detection)
- Electronics: DAE4 Sn1354; Calibrated: 2023/11/17
- Phantom: Twin SAM; Type: Twin SAM V5.0; Serial: TP:1412
- Measurement SW: DASY52, Version 52.10 (2); SEMCAD X Version 14.6.12 (7470)

Area Scan (10x11x1): Measurement grid: dx=12mm, dy=12mm
Maximum value of SAR (measured) = 0.366 W/kg

Zoom Scan (7x7x7)/Cube 0: Measurement grid: dx=5mm, dy=5mm, dz=5mm
Reference Value = 7.050 V/m; Power Drift = -0.10 dB
Peak SAR (extrapolated) = 0.535 W/kg
SAR(1 g) = 0.285 W/kg; SAR(10 g) = 0.148 W/kg
Maximum value of SAR (measured) = 0.429 W/kg



0 dB = 0.429 W/kg = -3.68 dBW/kg

Test Plot 175#: 2.4G WIFI Mid_ Body Front Chain 1

DUT: Mobile Phone; Type: CLA6; Serial: 2IKY-1;

Communication System: UID 0, 802.11 b (0); Frequency: 2437 MHz;Duty Cycle: 1:1
Medium parameters used (interpolated): f = 2437 MHz; σ = 1.786 S/m; ε_r = 39.302; ρ = 1000 kg/m^3
Phantom section: Flat Section

DASY5 Configuration:

- Probe: EX3DV4 - SN7329; ConvF(7.05, 7.92, 7.22) @ 2437 MHz; Calibrated: 2024/3/27
- Sensor-Surface: 1.4mm (Mechanical Surface Detection)
- Electronics: DAE4 Sn1354; Calibrated: 2023/11/17
- Phantom: Twin SAM; Type: Twin SAM V5.0; Serial: TP:1412
- Measurement SW: DASY52, Version 52.10 (2); SEMCAD X Version 14.6.12 (7470)

Area Scan (10x17x1): Measurement grid: dx=12mm, dy=12mm
Maximum value of SAR (measured) = 0.265 W/kg

Zoom Scan (7x7x7)/Cube 0: Measurement grid: dx=5mm, dy=5mm, dz=5mm
Reference Value = 5.408 V/m; Power Drift = -0.04 dB
Peak SAR (extrapolated) = 0.383 W/kg
SAR(1 g) = 0.195 W/kg; SAR(10 g) = 0.098 W/kg
Maximum value of SAR (measured) = 0.311 W/kg

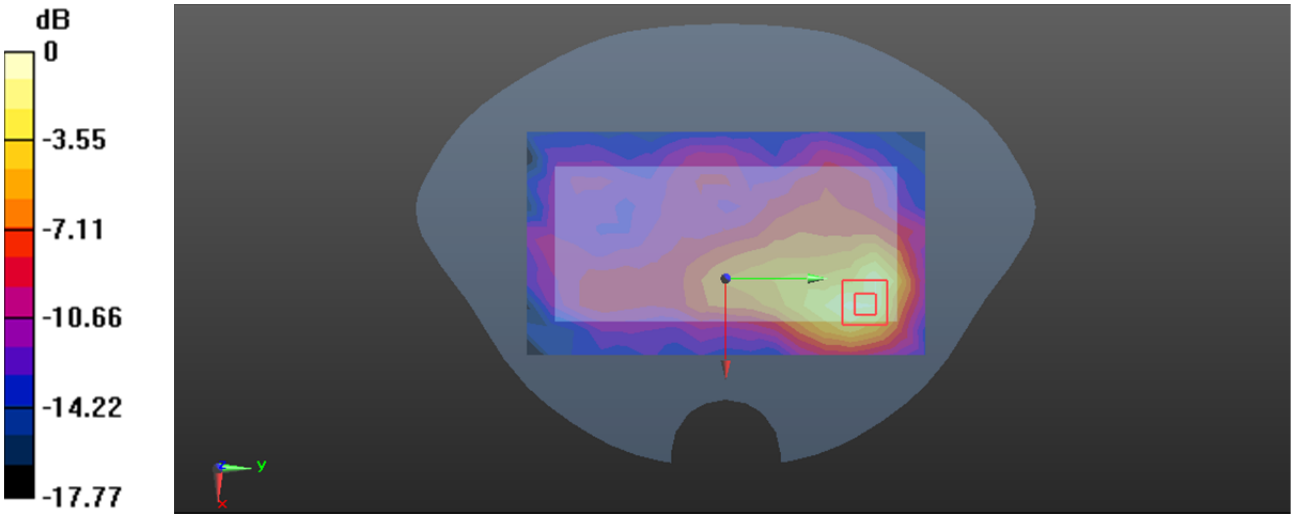

0 dB = 0.311 W/kg = -5.07 dBW/kg

Test Plot 176#: 2.4G WIFI Mid_ Body Back Chain 1

DUT: Mobile Phone; Type: CLA6; Serial: 2IKY-1;

Communication System: UID 0, 802.11 b (0); Frequency: 2437 MHz;Duty Cycle: 1:1
Medium parameters used (interpolated): f = 2437 MHz; σ = 1.786 S/m; ε_r = 39.302; ρ = 1000 kg/m^3
Phantom section: Flat Section

DASY5 Configuration:

- Probe: EX3DV4 - SN7329; ConvF(7.05, 7.92, 7.22) @ 2437 MHz; Calibrated: 2024/3/27
- Sensor-Surface: 1.4mm (Mechanical Surface Detection)
- Electronics: DAE4 Sn1354; Calibrated: 2023/11/17
- Phantom: Twin SAM; Type: Twin SAM V5.0; Serial: TP:1412
- Measurement SW: DASY52, Version 52.10 (2); SEMCAD X Version 14.6.12 (7470)

Area Scan (10x17x1): Measurement grid: dx=12mm, dy=12mm
Maximum value of SAR (measured) = 0.293 W/kg

Zoom Scan (8x8x7)/Cube 0: Measurement grid: dx=5mm, dy=5mm, dz=5mm
Reference Value = 4.872 V/m; Power Drift = -0.18 dB
Peak SAR (extrapolated) = 0.431 W/kg
SAR(1 g) = 0.223 W/kg; SAR(10 g) = 0.111 W/kg
Maximum value of SAR (measured) = 0.352 W/kg

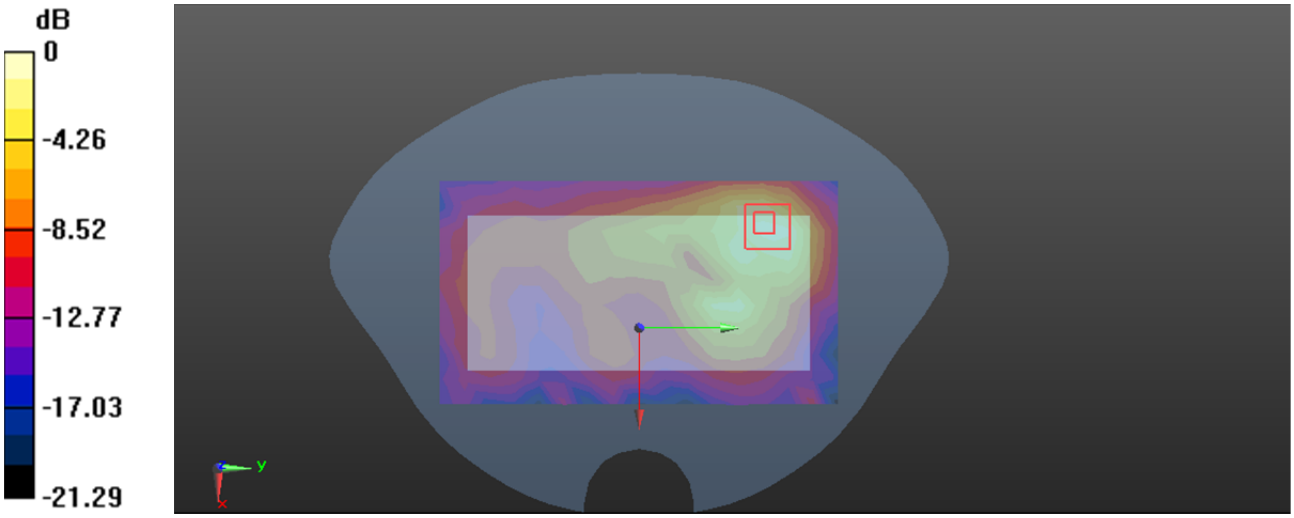

0 dB = 0.352 W/kg = -4.53 dBW/kg

Test Plot 177#: 2.4G WIFI Mid_ Body Right Chain 1

DUT: Mobile Phone; Type: CLA6; Serial: 2IKY-1;

Communication System: UID 0, 802.11 b (0); Frequency: 2437 MHz;Duty Cycle: 1:1
Medium parameters used (interpolated): f = 2437 MHz; σ = 1.786 S/m; ε_r = 39.302; ρ = 1000 kg/m^3
Phantom section: Flat Section

DASY5 Configuration:

- Probe: EX3DV4 - SN7329; ConvF(7.05, 7.92, 7.22) @ 2437 MHz; Calibrated: 2024/3/27
- Sensor-Surface: 1.4mm (Mechanical Surface Detection)
- Electronics: DAE4 Sn1354; Calibrated: 2023/11/17
- Phantom: Twin SAM; Type: Twin SAM V5.0; Serial: TP:1412
- Measurement SW: DASY52, Version 52.10 (2); SEMCAD X Version 14.6.12 (7470)

Area Scan (6x17x1): Measurement grid: dx=12mm, dy=12mm
Maximum value of SAR (measured) = 0.575 W/kg

Zoom Scan (7x7x7)/Cube 0: Measurement grid: dx=5mm, dy=5mm, dz=5mm
Reference Value = 11.02 V/m; Power Drift = 0.08 dB
Peak SAR (extrapolated) = 0.755 W/kg
SAR(1 g) = 0.375 W/kg; SAR(10 g) = 0.173 W/kg
Maximum value of SAR (measured) = 0.610 W/kg

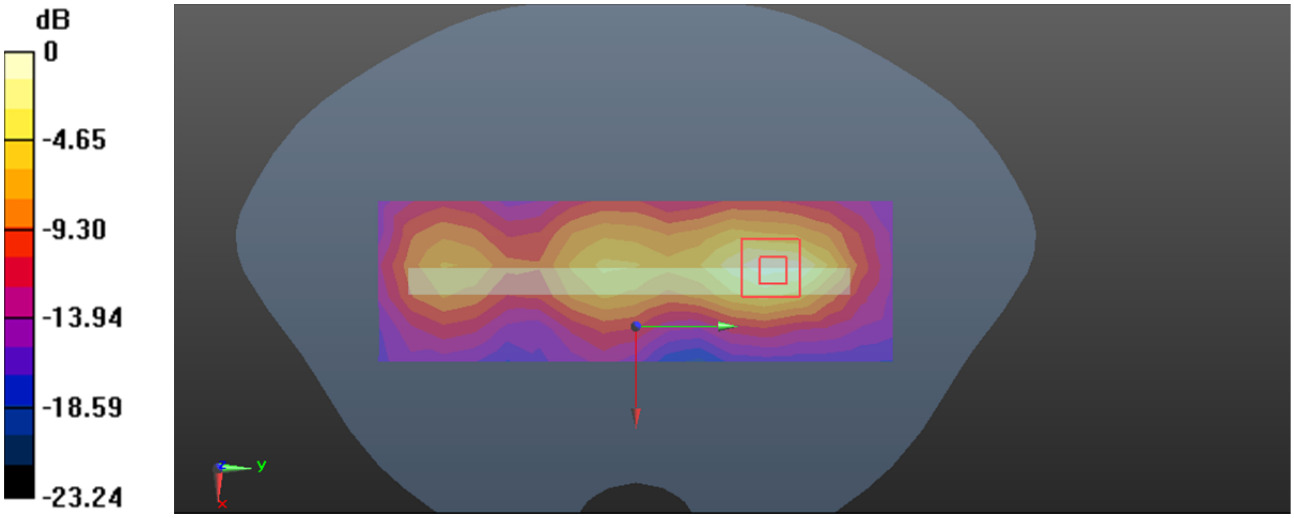

0 dB = 0.610 W/kg = -2.15 dBW/kg

Test Plot 178#: 2.4G WIFI Mid_ Body Top Chain 1

DUT: Mobile Phone; Type: CLA6; Serial: 2IKY-1;

Communication System: UID 0, 802.11 b (0); Frequency: 2437 MHz;Duty Cycle: 1:1
Medium parameters used (interpolated): f = 2437 MHz; σ = 1.786 S/m; ε_r = 39.302; ρ = 1000 kg/m^3
Phantom section: Flat Section

DASY5 Configuration:

- Probe: EX3DV4 - SN7329; ConvF(7.05, 7.92, 7.22) @ 2437 MHz; Calibrated: 2024/3/27
- Sensor-Surface: 1.4mm (Mechanical Surface Detection)
- Electronics: DAE4 Sn1354; Calibrated: 2023/11/17
- Phantom: Twin SAM; Type: Twin SAM V5.0; Serial: TP:1412
- Measurement SW: DASY52, Version 52.10 (2); SEMCAD X Version 14.6.12 (7470)

Area Scan (6x11x1): Measurement grid: dx=12mm, dy=12mm
Maximum value of SAR (measured) = 0.0998 W/kg

Zoom Scan (7x7x7)/Cube 0: Measurement grid: dx=5mm, dy=5mm, dz=5mm
Reference Value = 5.171 V/m; Power Drift = -0.14 dB
Peak SAR (extrapolated) = 0.155 W/kg
SAR(1 g) = 0.073 W/kg; SAR(10 g) = 0.035 W/kg
Maximum value of SAR (measured) = 0.122 W/kg

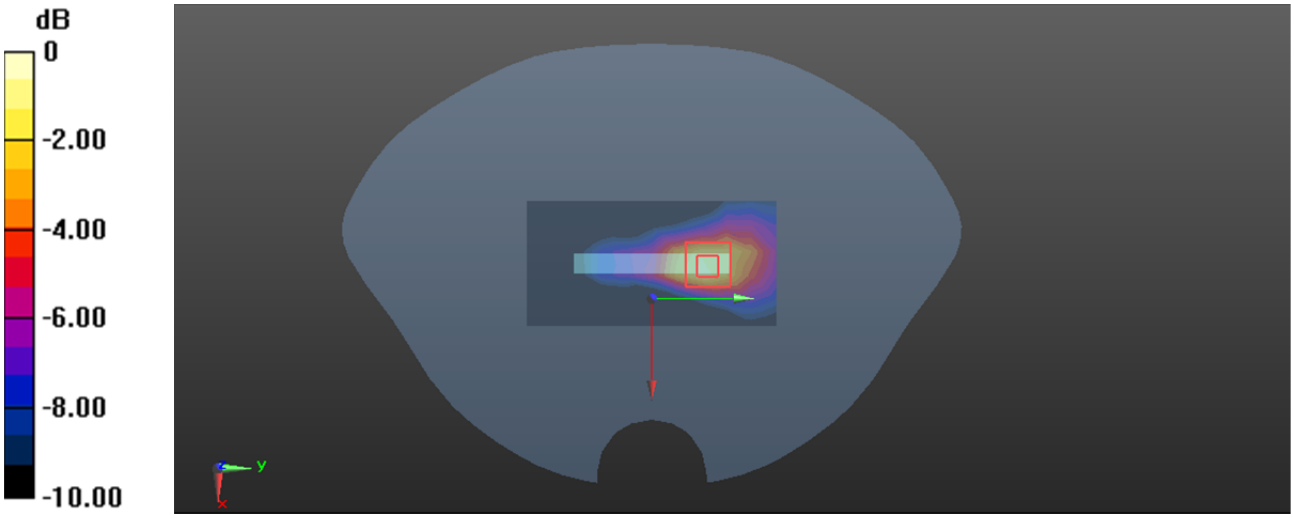

0 dB = 0.122 W/kg = -9.14 dBW/kg

Test Plot 179#: 5.2G WIFI Mid - Head Left Cheek Chain 0

DUT: Mobile Phone; Type: CLA6; Serial: 2IKY-1;

Communication System: UID 0, 802.11 a (0); Frequency: 5200 MHz;Duty Cycle: 1:1
Medium parameters used: f = 5200 MHz; σ = 4.615 S/m; ε_r = 36.72; ρ = 1000 kg/m^3
Phantom section: Left Section

DASY5 Configuration:

- Probe: EX3DV4 - SN7329; ConvF(4.96, 5.61, 5.16) @ 5200 MHz; Calibrated: 2024/3/27
- Sensor-Surface: 1.4mm (Mechanical Surface Detection)
- Electronics: DAE4 Sn1354; Calibrated: 2023/11/17
- Phantom: Twin SAM; Type: Twin SAM V5.0; Serial: TP:1412
- Measurement SW: DASY52, Version 52.10 (2); SEMCAD X Version 14.6.12 (7470)

Area Scan (11x13x1): Measurement grid: dx=10mm, dy=10mm
Maximum value of SAR (measured) = 1.09 W/kg

Zoom Scan (8x8x12)/Cube 0: Measurement grid: dx=4mm, dy=4mm, dz=2mm
Reference Value = 11.69 V/m; Power Drift = -0.14 dB
Peak SAR (extrapolated) = 1.95 W/kg
SAR(1 g) = 0.511 W/kg; SAR(10 g) = 0.182 W/kg
Maximum value of SAR (measured) = 1.21 W/kg



0 dB = 1.21 W/kg = 0.83 dBW/kg

Test Plot 180#: 5.2G WIFI Mid - Head Left Tilt Chain 0

DUT: Mobile Phone; Type: CLA6; Serial: 2IKY-1;

Communication System: UID 0, 802.11 a (0); Frequency: 5200 MHz;Duty Cycle: 1:1
Medium parameters used: f = 5200 MHz; σ = 4.615 S/m; ε_r = 36.72; ρ = 1000 kg/m^3
Phantom section: Left Section

DASY5 Configuration:

- Probe: EX3DV4 - SN7329; ConvF(4.96, 5.61, 5.16) @ 5200 MHz; Calibrated: 2024/3/27
- Sensor-Surface: 1.4mm (Mechanical Surface Detection)
- Electronics: DAE4 Sn1354; Calibrated: 2023/11/17
- Phantom: Twin SAM; Type: Twin SAM V5.0; Serial: TP:1412
- Measurement SW: DASY52, Version 52.10 (2); SEMCAD X Version 14.6.12 (7470)

Area Scan (11x13x1): Measurement grid: dx=10mm, dy=10mm
Maximum value of SAR (measured) = 1.13 W/kg

Zoom Scan (8x8x12)/Cube 0: Measurement grid: dx=4mm, dy=4mm, dz=2mm
Reference Value = 11.73 V/m; Power Drift = -0.20 dB
Peak SAR (extrapolated) = 2.53 W/kg
SAR(1 g) = 0.651 W/kg; SAR(10 g) = 0.233 W/kg
Maximum value of SAR (measured) = 1.52 W/kg



0 dB = 1.52 W/kg = 1.82 dBW/kg

Test Plot 181#: 5.2G WIFI Mid - Head Right Cheek Chain 0

DUT: Mobile Phone; Type: CLA6; Serial: 2IKY-1;

Communication System: UID 0, 802.11 a (0); Frequency: 5200 MHz;Duty Cycle: 1:1
Medium parameters used: f = 5200 MHz; σ = 4.615 S/m; ε_r = 36.72; ρ = 1000 kg/m^3
Phantom section: Right Section

DASY5 Configuration:

- Probe: EX3DV4 - SN7329; ConvF(4.96, 5.61, 5.16) @ 5200 MHz; Calibrated: 2024/3/27
- Sensor-Surface: 1.4mm (Mechanical Surface Detection)
- Electronics: DAE4 Sn1354; Calibrated: 2023/11/17
- Phantom: Twin SAM; Type: Twin SAM V5.0; Serial: TP:1412
- Measurement SW: DASY52, Version 52.10 (2); SEMCAD X Version 14.6.12 (7470)

Area Scan (11x13x1): Measurement grid: dx=10mm, dy=10mm
Maximum value of SAR (measured) = 0.927 W/kg

Zoom Scan (8x8x12)/Cube 0: Measurement grid: dx=4mm, dy=4mm, dz=2mm
Reference Value = 9.050 V/m; Power Drift = -0.18 dB
Peak SAR (extrapolated) = 1.58 W/kg
SAR(1 g) = 0.464 W/kg; SAR(10 g) = 0.197 W/kg
Maximum value of SAR (measured) = 0.998 W/kg



0 dB = 0.998 W/kg = -0.01 dBW/kg

Test Plot 182#: 5.2G WIFI Mid - Head Right Tilt Chain 0

DUT: Mobile Phone; Type: CLA6; Serial: 2IKY-1;

Communication System: UID 0, 802.11 a (0); Frequency: 5200 MHz;Duty Cycle: 1:1
Medium parameters used: f = 5200 MHz; σ = 4.615 S/m; ε_r = 36.72; ρ = 1000 kg/m^3
Phantom section: Right Section

DASY5 Configuration:

- Probe: EX3DV4 - SN7329; ConvF(4.96, 5.61, 5.16) @ 5200 MHz; Calibrated: 2024/3/27
- Sensor-Surface: 1.4mm (Mechanical Surface Detection)
- Electronics: DAE4 Sn1354; Calibrated: 2023/11/17
- Phantom: Twin SAM; Type: Twin SAM V5.0; Serial: TP:1412
- Measurement SW: DASY52, Version 52.10 (2); SEMCAD X Version 14.6.12 (7470)

Area Scan (11x13x1): Measurement grid: dx=10mm, dy=10mm
Maximum value of SAR (measured) = 1.50 W/kg

Zoom Scan (8x8x12)/Cube 0: Measurement grid: dx=4mm, dy=4mm, dz=2mm
Reference Value = 10.46 V/m; Power Drift = 0.15 dB
Peak SAR (extrapolated) = 2.74 W/kg
SAR(1 g) = 0.773 W/kg; SAR(10 g) = 0.283 W/kg
Maximum value of SAR (measured) = 1.73 W/kg



0 dB = 1.73 W/kg = 2.38 dBW/kg

Test Plot 183#: 5.2G WIFI Mid - Body Front Chain 0

DUT: Mobile Phone; Type: CLA6; Serial: 2IKY-1;

Communication System: UID 0, 802.11 a (0); Frequency: 5200 MHz;Duty Cycle: 1:1
Medium parameters used: f = 5200 MHz; σ = 4.615 S/m; ε_r = 36.72; ρ = 1000 kg/m^3
Phantom section: Flat Section

DASY5 Configuration:

- Probe: EX3DV4 - SN7329; ConvF(4.96, 5.61, 5.16) @ 5200 MHz; Calibrated: 2024/3/27
- Sensor-Surface: 1.4mm (Mechanical Surface Detection)
- Electronics: DAE4 Sn1354; Calibrated: 2023/11/17
- Phantom: Twin SAM; Type: Twin SAM V5.0; Serial: TP:1412
- Measurement SW: DASY52, Version 52.10 (2); SEMCAD X Version 14.6.12 (7470)

Area Scan (11x20x1): Measurement grid: dx=10mm, dy=10mm
Maximum value of SAR (measured) = 0.258 W/kg

Zoom Scan (8x8x12)/Cube 0: Measurement grid: dx=4mm, dy=4mm, dz=2mm
Reference Value = 1.871 V/m; Power Drift = 0.17 dB
Peak SAR (extrapolated) = 0.480 W/kg
SAR(1 g) = 0.147 W/kg; SAR(10 g) = 0.073 W/kg
Maximum value of SAR (measured) = 0.281 W/kg

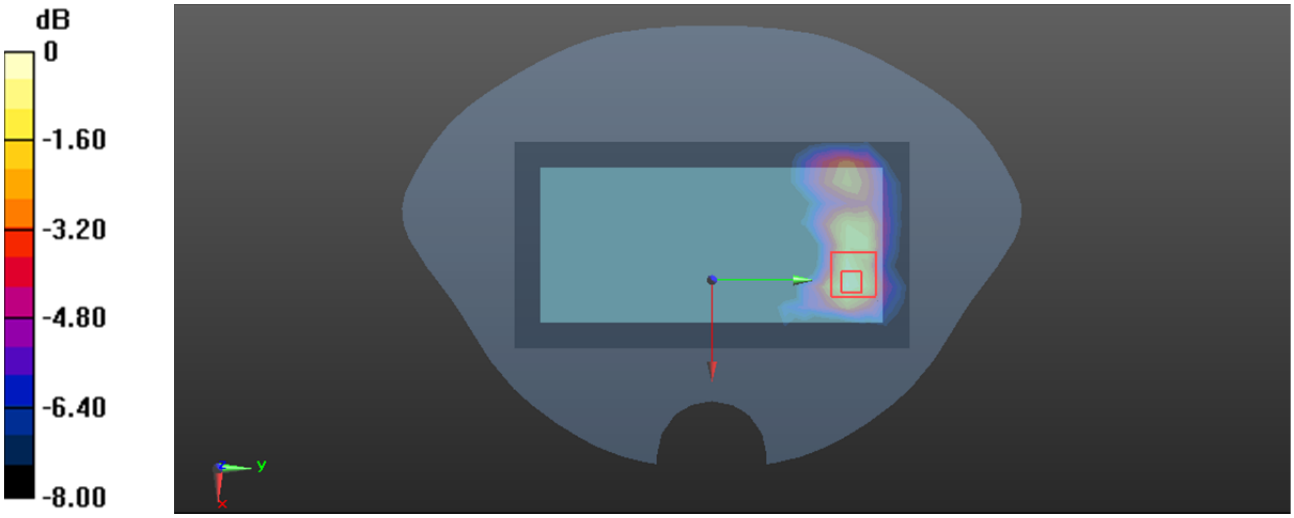

0 dB = 0.281 W/kg = -5.51 dBW/kg

Test Plot 184#: 5.2G WIFI Mid - Body Back Chain 0

DUT: Mobile Phone; Type: CLA6; Serial: 2IKY-1;

Communication System: UID 0, 802.11 a (0); Frequency: 5200 MHz;Duty Cycle: 1:1
Medium parameters used: f = 5200 MHz; σ = 4.615 S/m; ε_r = 36.72; ρ = 1000 kg/m^3
Phantom section: Flat Section

DASY5 Configuration:

- Probe: EX3DV4 - SN7329; ConvF(4.96, 5.61, 5.16) @ 5200 MHz; Calibrated: 2024/3/27
- Sensor-Surface: 1.4mm (Mechanical Surface Detection)
- Electronics: DAE4 Sn1354; Calibrated: 2023/11/17
- Phantom: Twin SAM; Type: Twin SAM V5.0; Serial: TP:1412
- Measurement SW: DASY52, Version 52.10 (2); SEMCAD X Version 14.6.12 (7470)

Area Scan (11x20x1): Measurement grid: dx=10mm, dy=10mm
Maximum value of SAR (measured) = 0.583 W/kg

Zoom Scan (8x8x12)/Cube 0: Measurement grid: dx=4mm, dy=4mm, dz=2mm
Reference Value = 1.663 V/m; Power Drift = 0.12 dB
Peak SAR (extrapolated) = 1.09 W/kg
SAR(1 g) = 0.323 W/kg; SAR(10 g) = 0.131 W/kg
Maximum value of SAR (measured) = 0.677 W/kg

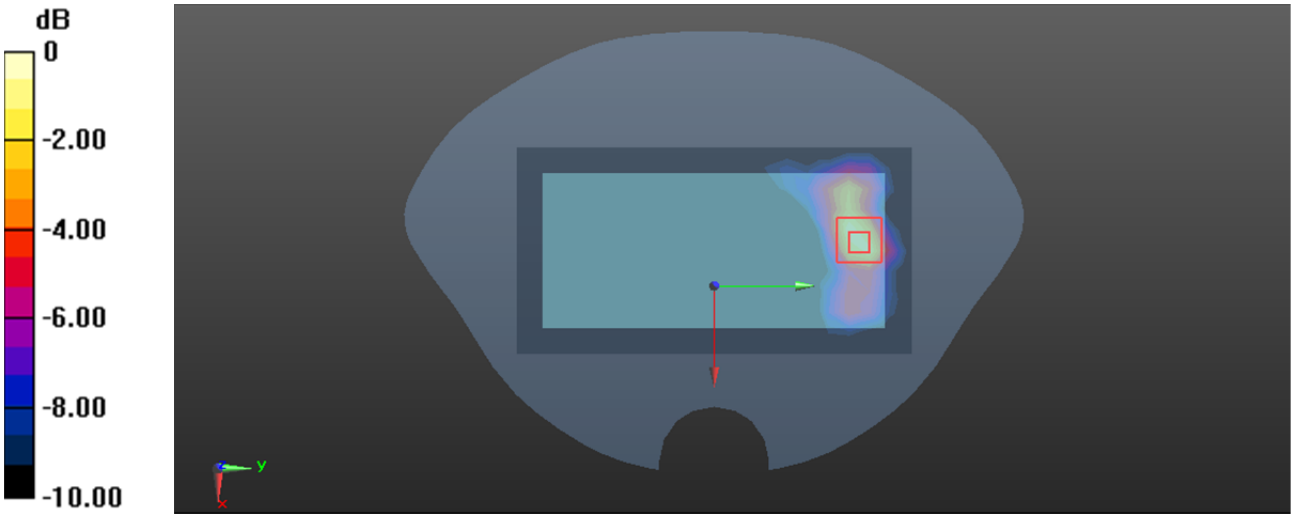

0 dB = 0.677 W/kg = -1.69 dBW/kg

Test Plot 185#: 5.2G WIFI Mid - Body Right Chain 0

DUT: Mobile Phone; Type: CLA6; Serial: 2IKY-1;

Communication System: UID 0, 802.11 a (0); Frequency: 5200 MHz;Duty Cycle: 1:1
Medium parameters used: f = 5200 MHz; σ = 4.615 S/m; ε_r = 36.72; ρ = 1000 kg/m^3
Phantom section: Flat Section

DASY5 Configuration:

- Probe: EX3DV4 - SN7329; ConvF(4.96, 5.61, 5.16) @ 5200 MHz; Calibrated: 2024/3/27
- Sensor-Surface: 1.4mm (Mechanical Surface Detection)
- Electronics: DAE4 Sn1354; Calibrated: 2023/11/17
- Phantom: Twin SAM; Type: Twin SAM V5.0; Serial: TP:1412
- Measurement SW: DASY52, Version 52.10 (2); SEMCAD X Version 14.6.12 (7470)

Area Scan (7x20x1): Measurement grid: dx=10mm, dy=10mm
Maximum value of SAR (measured) = 0.123 W/kg

Zoom Scan (8x8x12)/Cube 0: Measurement grid: dx=4mm, dy=4mm, dz=2mm
Reference Value = 1.786 V/m; Power Drift = 0.15 dB
Peak SAR (extrapolated) = 0.187 W/kg
SAR(1 g) = 0.052 W/kg; SAR(10 g) = 0.022 W/kg
Maximum value of SAR (measured) = 0.124 W/kg

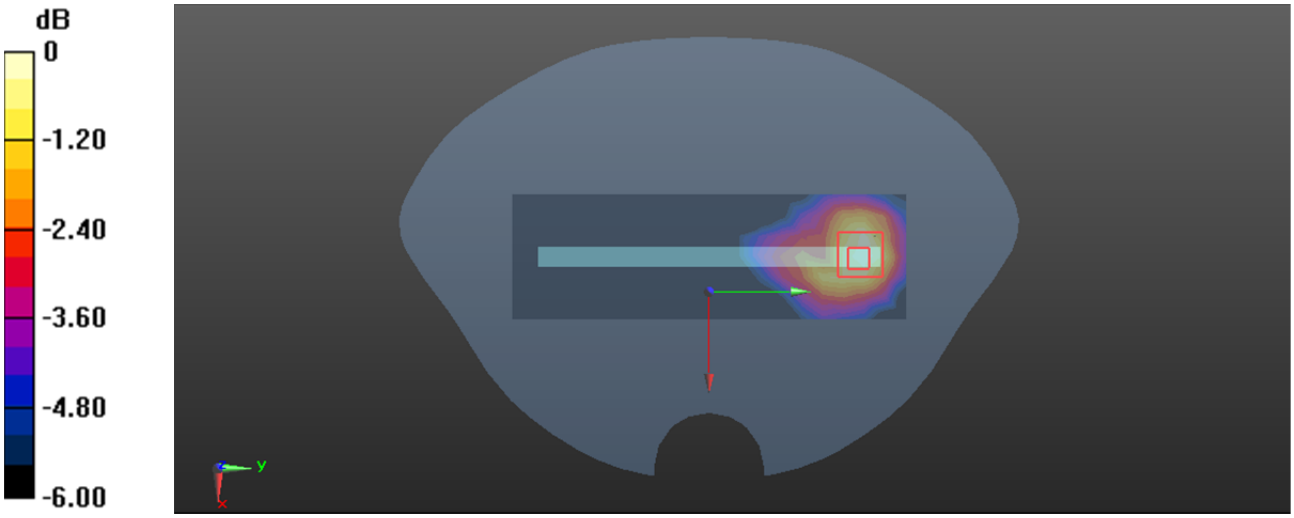

0 dB = 0.124 W/kg = -9.07 dBW/kg

Test Plot 186#: 5.2G WIFI Mid - Body Top Chain 0

DUT: Mobile Phone; Type: CLA6; Serial: 2IKY-1;

Communication System: UID 0, 802.11 a (0); Frequency: 5200 MHz;Duty Cycle: 1:1
Medium parameters used: f = 5200 MHz; σ = 4.615 S/m; ε_r = 36.72; ρ = 1000 kg/m^3
Phantom section: Flat Section

DASY5 Configuration:

- Probe: EX3DV4 - SN7329; ConvF(4.96, 5.61, 5.16) @ 5200 MHz; Calibrated: 2024/3/27
- Sensor-Surface: 1.4mm (Mechanical Surface Detection)
- Electronics: DAE4 Sn1354; Calibrated: 2023/11/17
- Phantom: Twin SAM; Type: Twin SAM V5.0; Serial: TP:1412
- Measurement SW: DASY52, Version 52.10 (2); SEMCAD X Version 14.6.12 (7470)

Area Scan (7x13x1): Measurement grid: dx=10mm, dy=10mm
Maximum value of SAR (measured) = 0.739 W/kg

Zoom Scan (8x8x12)/Cube 0: Measurement grid: dx=4mm, dy=4mm, dz=2mm
Reference Value = 13.41 V/m; Power Drift = -0.13 dB
Peak SAR (extrapolated) = 1.18 W/kg
SAR(1 g) = 0.322 W/kg; SAR(10 g) = 0.101 W/kg
Maximum value of SAR (measured) = 0.741 W/kg

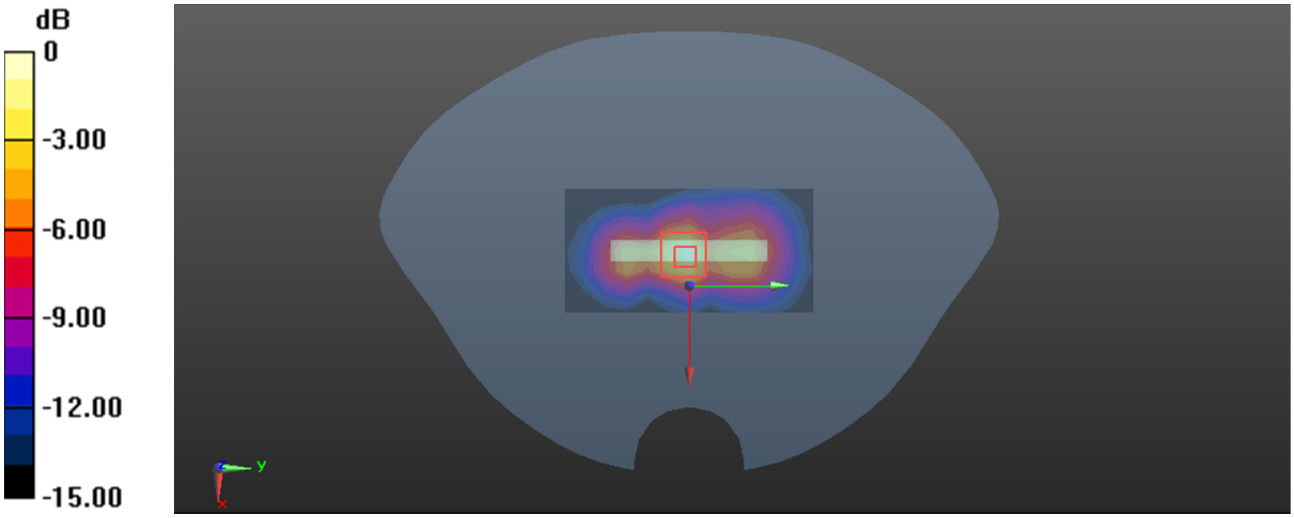

0 dB = 0.741 W/kg = -1.30 dBW/kg

Test Plot 187#: 5.2G WIFI Mid Low_ Head Left Cheek Chain 1

DUT: Mobile Phone; Type: CLA6; Serial: 2IKY-1;

Communication System: UID 0, 802.11 a (0); Frequency: 5180 MHz;Duty Cycle: 1:1
Medium parameters used: f = 5180 MHz; σ = 4.574 S/m; ε_r = 36.826; ρ = 1000 kg/m^3
Phantom section: Left Section

DASY5 Configuration:

- Probe: EX3DV4 - SN7329; ConvF(4.96, 5.61, 5.16) @ 5180 MHz; Calibrated: 2024/3/27
- Sensor-Surface: 1.4mm (Mechanical Surface Detection)
- Electronics: DAE4 Sn1354; Calibrated: 2023/11/17
- Phantom: Twin SAM; Type: Twin SAM V5.0; Serial: TP:1412
- Measurement SW: DASY52, Version 52.10 (2); SEMCAD X Version 14.6.12 (7470)

Area Scan (11x13x1): Measurement grid: dx=10mm, dy=10mm
Maximum value of SAR (measured) = 2.14 W/kg

Zoom Scan (8x8x12)/Cube 0: Measurement grid: dx=4mm, dy=4mm, dz=2mm
Reference Value = 9.782 V/m; Power Drift = -0.12 dB
Peak SAR (extrapolated) = 3.59 W/kg
SAR(1 g) = 1.01 W/kg; SAR(10 g) = 0.340 W/kg
Maximum value of SAR (measured) = 2.31 W/kg

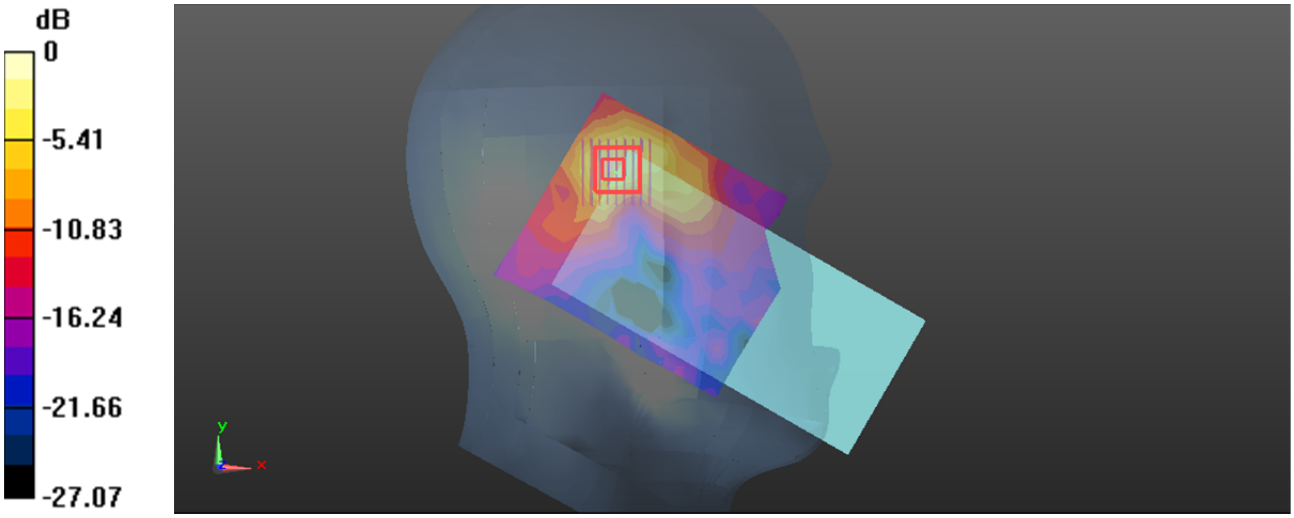

0 dB = 2.31 W/kg = 3.64 dBW/kg

Test Plot 188#: 5.2G WIFI Mid_ Head Left Cheek Chain 1

DUT: Mobile Phone; Type: CLA6; Serial: 2IKY-1;

Communication System: UID 0, 802.11 a (0); Frequency: 5200 MHz;Duty Cycle: 1:1
Medium parameters used: f = 5200 MHz; σ = 4.615 S/m; ε_r = 36.72; ρ = 1000 kg/m^3
Phantom section: Left Section

DASY5 Configuration:

- Probe: EX3DV4 - SN7329; ConvF(4.96, 5.61, 5.16) @ 5200 MHz; Calibrated: 2024/3/27
- Sensor-Surface: 1.4mm (Mechanical Surface Detection)
- Electronics: DAE4 Sn1354; Calibrated: 2023/11/17
- Phantom: Twin SAM; Type: Twin SAM V5.0; Serial: TP:1412
- Measurement SW: DASY52, Version 52.10 (2); SEMCAD X Version 14.6.12 (7470)

Area Scan (11x13x1): Measurement grid: dx=10mm, dy=10mm
Maximum value of SAR (measured) = 1.99 W/kg

Zoom Scan (8x8x12)/Cube 0: Measurement grid: dx=4mm, dy=4mm, dz=2mm
Reference Value = 9.191 V/m; Power Drift = -0.17 dB
Peak SAR (extrapolated) = 4.52 W/kg
SAR(1 g) = 0.889 W/kg; SAR(10 g) = 0.278 W/kg
Maximum value of SAR (measured) = 2.14 W/kg

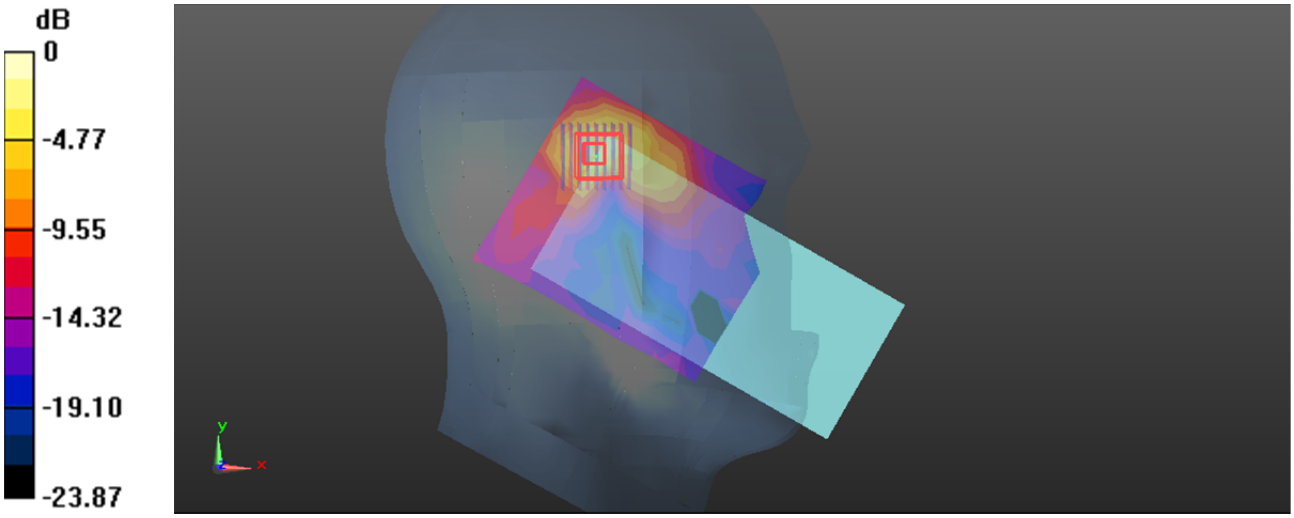

0 dB = 2.14 W/kg = 3.30 dBW/kg

Test Plot 189#: 5.2G WIFI Mid High_ Head Left Cheek Chain 1

DUT: Mobile Phone; Type: CLA6; Serial: 2IKY-1;

Communication System: UID 0, 802.11 a (0); Frequency: 5240 MHz;Duty Cycle: 1:1
Medium parameters used: f = 5240 MHz; σ = 4.67 S/m; ε_r = 36.301; ρ = 1000 kg/m^3
Phantom section: Left Section

DASY5 Configuration:

- Probe: EX3DV4 - SN7329; ConvF(4.96, 5.61, 5.16) @ 5240 MHz; Calibrated: 2024/3/27
- Sensor-Surface: 1.4mm (Mechanical Surface Detection)
- Electronics: DAE4 Sn1354; Calibrated: 2023/11/17
- Phantom: Twin SAM; Type: Twin SAM V5.0; Serial: TP:1412
- Measurement SW: DASY52, Version 52.10 (2); SEMCAD X Version 14.6.12 (7470)

Area Scan (11x13x1): Measurement grid: dx=10mm, dy=10mm
Maximum value of SAR (measured) = 2.12 W/kg

Zoom Scan (8x8x12)/Cube 0: Measurement grid: dx=4mm, dy=4mm, dz=2mm
Reference Value = 9.659 V/m; Power Drift = -0.18 dB
Peak SAR (extrapolated) = 7.67 W/kg
SAR(1 g) = 1.09 W/kg; SAR(10 g) = 0.335 W/kg
Maximum value of SAR (measured) = 2.42 W/kg

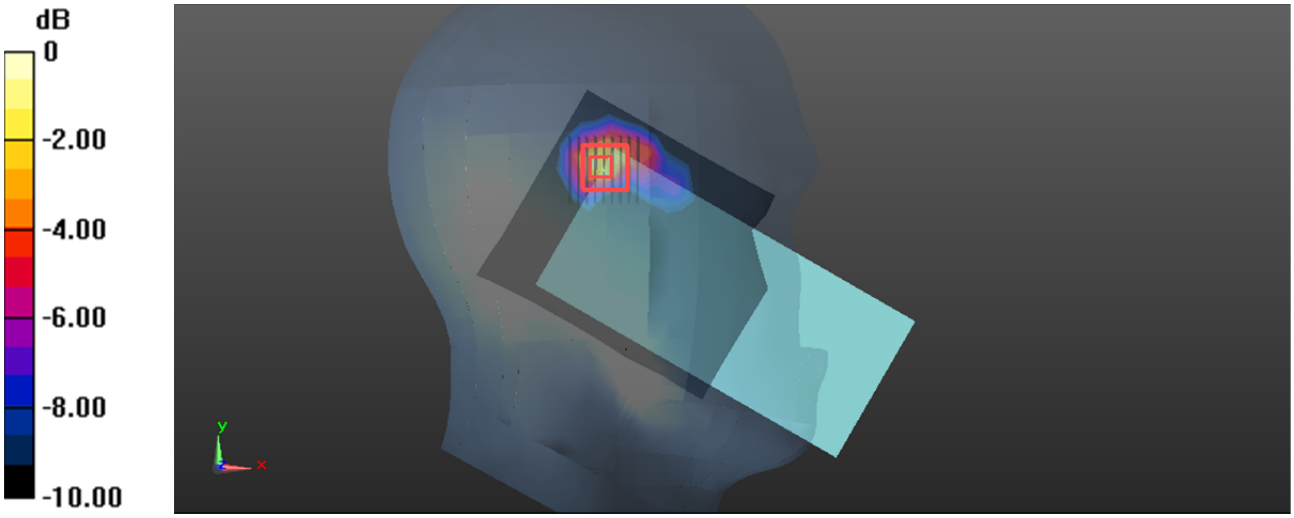

0 dB = 2.42 W/kg = 3.84 dBW/kg

Test Plot 190#: 5.2G WIFI Low_ Head Left Tilt Chain 1

DUT: Mobile Phone; Type: CLA6; Serial: 2IKY-1;

Communication System: UID 0, 802.11 a (0); Frequency: 5180 MHz;Duty Cycle: 1:1
Medium parameters used: f = 5180 MHz; σ = 4.574 S/m; ε_r = 36.826; ρ = 1000 kg/m^3
Phantom section: Left Section

DASY5 Configuration:

- Probe: EX3DV4 - SN7329; ConvF(4.96, 5.61, 5.16) @ 5180 MHz; Calibrated: 2024/3/27
- Sensor-Surface: 1.4mm (Mechanical Surface Detection)
- Electronics: DAE4 Sn1354; Calibrated: 2023/11/17
- Phantom: Twin SAM; Type: Twin SAM V5.0; Serial: TP:1412
- Measurement SW: DASY52, Version 52.10 (2); SEMCAD X Version 14.6.12 (7470)

Area Scan (11x13x1): Measurement grid: dx=10mm, dy=10mm
Maximum value of SAR (measured) = 1.67 W/kg

Zoom Scan (8x8x12)/Cube 0: Measurement grid: dx=4mm, dy=4mm, dz=2mm
Reference Value = 9.159 V/m; Power Drift = -0.19 dB
Peak SAR (extrapolated) = 3.03 W/kg
SAR(1 g) = 0.823 W/kg; SAR(10 g) = 0.253 W/kg
Maximum value of SAR (measured) = 1.89 W/kg



0 dB = 1.89 W/kg = 2.76 dBW/kg

Test Plot 191#: 5.2G WIFI Mid_ Head Left Tilt Chain 1

DUT: Mobile Phone; Type: CLA6; Serial: 2IKY-1;

Communication System: UID 0, 802.11 a (0); Frequency: 5200 MHz;Duty Cycle: 1:1
Medium parameters used: f = 5200 MHz; σ = 4.615 S/m; ε_r = 36.72; ρ = 1000 kg/m^3
Phantom section: Left Section

DASY5 Configuration:

- Probe: EX3DV4 - SN7329; ConvF(4.96, 5.61, 5.16) @ 5200 MHz; Calibrated: 2024/3/27
- Sensor-Surface: 1.4mm (Mechanical Surface Detection)
- Electronics: DAE4 Sn1354; Calibrated: 2023/11/17
- Phantom: Twin SAM; Type: Twin SAM V5.0; Serial: TP:1412
- Measurement SW: DASY52, Version 52.10 (2); SEMCAD X Version 14.6.12 (7470)

Area Scan (11x13x1): Measurement grid: dx=10mm, dy=10mm
Maximum value of SAR (measured) = 2.10 W/kg

Zoom Scan (8x8x12)/Cube 0: Measurement grid: dx=4mm, dy=4mm, dz=2mm
Reference Value = 8.193 V/m; Power Drift = -0.14 dB
Peak SAR (extrapolated) = 3.48 W/kg
SAR(1 g) = 0.861 W/kg; SAR(10 g) = 0.266 W/kg
Maximum value of SAR (measured) = 2.17 W/kg



0 dB = 2.17 W/kg = 3.36 dBW/kg

Test Plot 192#: 5.2G WIFI High_ Head Left Tilt Chain 1

DUT: Mobile Phone; Type: CLA6; Serial: 2IKY-1;

Communication System: UID 0, 802.11 a (0); Frequency: 5240 MHz;Duty Cycle: 1:1
Medium parameters used: f = 5240 MHz; σ = 4.67 S/m; ε_r = 36.301; ρ = 1000 kg/m^3
Phantom section: Left Section

DASY5 Configuration:

- Probe: EX3DV4 - SN7329; ConvF(4.96, 5.61, 5.16) @ 5240 MHz; Calibrated: 2024/3/27
- Sensor-Surface: 1.4mm (Mechanical Surface Detection)
- Electronics: DAE4 Sn1354; Calibrated: 2023/11/17
- Phantom: Twin SAM; Type: Twin SAM V5.0; Serial: TP:1412
- Measurement SW: DASY52, Version 52.10 (2); SEMCAD X Version 14.6.12 (7470)

Area Scan (11x13x1): Measurement grid: dx=10mm, dy=10mm
Maximum value of SAR (measured) = 1.99 W/kg

Zoom Scan (8x8x12)/Cube 0: Measurement grid: dx=4mm, dy=4mm, dz=2mm
Reference Value = 8.359 V/m; Power Drift = -0.20 dB
Peak SAR (extrapolated) = 3.18 W/kg
SAR(1 g) = 0.862 W/kg; SAR(10 g) = 0.270 W/kg
Maximum value of SAR (measured) = 2.01 W/kg



0 dB = 2.01 W/kg = 3.03 dBW/kg

Test Plot 193#: 5.2G WIFI Mid_ Head Right Cheek Chain 1

DUT: Mobile Phone; Type: CLA6; Serial: 2IKY-1;

Communication System: UID 0, 802.11 a (0); Frequency: 5200 MHz;Duty Cycle: 1:1
Medium parameters used: f = 5200 MHz; σ = 4.615 S/m; ε_r = 36.72; ρ = 1000 kg/m^3
Phantom section: Right Section

DASY5 Configuration:

- Probe: EX3DV4 - SN7329; ConvF(4.96, 5.61, 5.16) @ 5200 MHz; Calibrated: 2024/3/27
- Sensor-Surface: 1.4mm (Mechanical Surface Detection)
- Electronics: DAE4 Sn1354; Calibrated: 2023/11/17
- Phantom: Twin SAM; Type: Twin SAM V5.0; Serial: TP:1412
- Measurement SW: DASY52, Version 52.10 (2); SEMCAD X Version 14.6.12 (7470)

Area Scan (11x13x1): Measurement grid: dx=10mm, dy=10mm
Maximum value of SAR (measured) = 1.09 W/kg

Zoom Scan (8x8x12)/Cube 0: Measurement grid: dx=4mm, dy=4mm, dz=2mm
Reference Value = 5.610 V/m; Power Drift = 0.19 dB
Peak SAR (extrapolated) = 2.03 W/kg
SAR(1 g) = 0.663 W/kg; SAR(10 g) = 0.212 W/kg
Maximum value of SAR (measured) = 1.42 W/kg

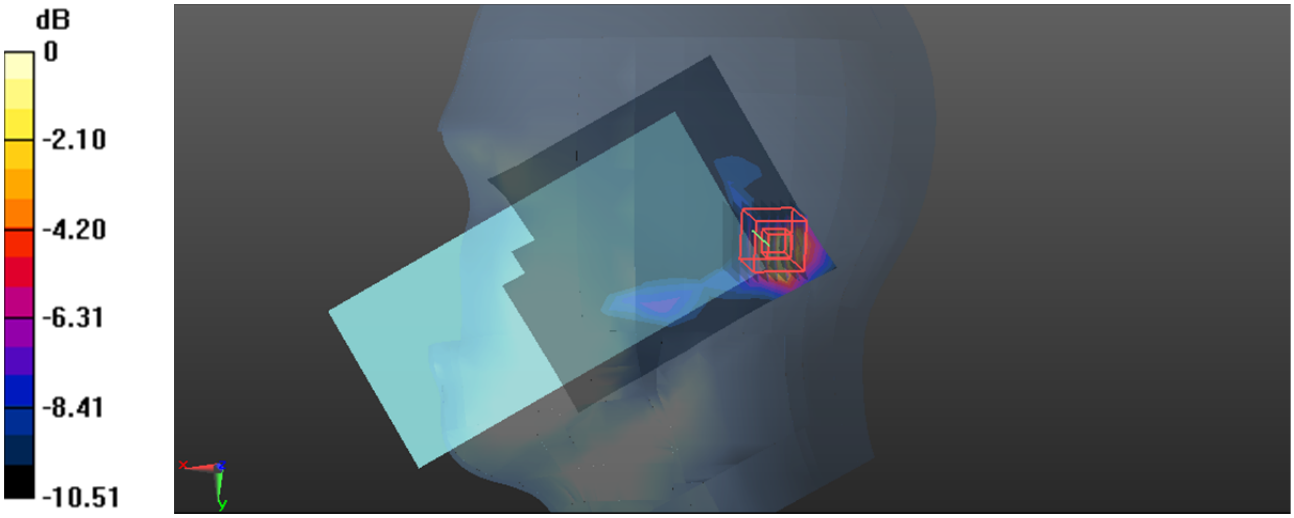

0 dB = 1.42 W/kg = 1.52 dBW/kg

Test Plot 194#: 5.2G WIFI Mid_ Head Right Tilt Chain 1

DUT: Mobile Phone; Type: CLA6; Serial: 2IKY-1;

Communication System: UID 0, 802.11 a (0); Frequency: 5200 MHz;Duty Cycle: 1:1
Medium parameters used: f = 5200 MHz; σ = 4.615 S/m; ε_r = 36.72; ρ = 1000 kg/m^3
Phantom section: Right Section

DASY5 Configuration:

- Probe: EX3DV4 - SN7329; ConvF(4.96, 5.61, 5.16) @ 5200 MHz; Calibrated: 2024/3/27
- Sensor-Surface: 1.4mm (Mechanical Surface Detection)
- Electronics: DAE4 Sn1354; Calibrated: 2023/11/17
- Phantom: Twin SAM; Type: Twin SAM V5.0; Serial: TP:1412
- Measurement SW: DASY52, Version 52.10 (2); SEMCAD X Version 14.6.12 (7470)

Area Scan (11x13x1): Measurement grid: dx=10mm, dy=10mm
Maximum value of SAR (measured) = 0.970 W/kg

Zoom Scan (8x8x12)/Cube 0: Measurement grid: dx=4mm, dy=4mm, dz=2mm
Reference Value = 5.306 V/m; Power Drift = 0.02 dB
Peak SAR (extrapolated) = 1.71 W/kg
SAR(1 g) = 0.600 W/kg; SAR(10 g) = 0.209 W/kg
Maximum value of SAR (measured) = 1.23 W/kg



0 dB = 1.23 W/kg = 0.90 dBW/kg

Test Plot 195#: 5.2G WIFI Mid_ Body Front Chain 1

DUT: Mobile Phone; Type: CLA6; Serial: 2IKY-1;

Communication System: UID 0, 802.11 a (0); Frequency: 5200 MHz;Duty Cycle: 1:1
Medium parameters used: f = 5200 MHz; σ = 4.615 S/m; ε_r = 36.72; ρ = 1000 kg/m^3
Phantom section: Flat Section

DASY5 Configuration:

- Probe: EX3DV4 - SN7329; ConvF(4.96, 5.61, 5.16) @ 5200 MHz; Calibrated: 2024/3/27
- Sensor-Surface: 1.4mm (Mechanical Surface Detection)
- Electronics: DAE4 Sn1354; Calibrated: 2023/11/17
- Phantom: Twin SAM; Type: Twin SAM V5.0; Serial: TP:1412
- Measurement SW: DASY52, Version 52.10 (2); SEMCAD X Version 14.6.12 (7470)

Area Scan (11x20x1): Measurement grid: dx=10mm, dy=10mm
Maximum value of SAR (measured) = 0.572 W/kg

Zoom Scan (8x8x12)/Cube 0: Measurement grid: dx=4mm, dy=4mm, dz=2mm
Reference Value = 1.621 V/m; Power Drift = 0.15 dB
Peak SAR (extrapolated) = 0.816 W/kg
SAR(1 g) = 0.268 W/kg; SAR(10 g) = 0.105 W/kg
Maximum value of SAR (measured) = 0.584 W/kg

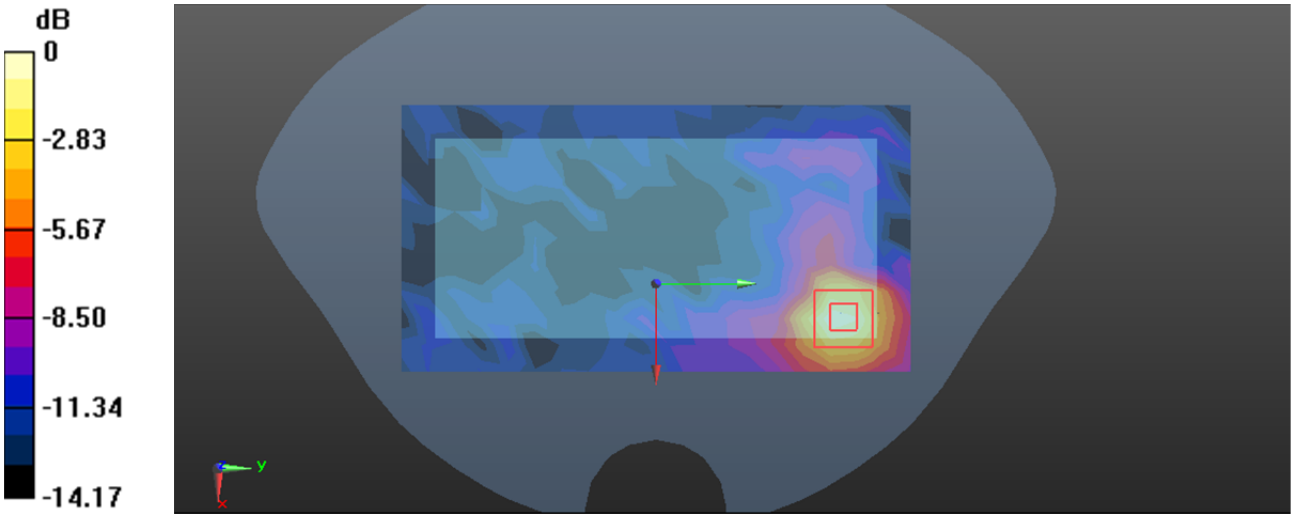

0 dB = 0.584 W/kg = -2.34 dBW/kg

Test Plot 196#: 5.2G WIFI Mid_ Body Back Chain 1

DUT: Mobile Phone; Type: CLA6; Serial: 2IKY-1;

Communication System: UID 0, 802.11 a (0); Frequency: 5200 MHz;Duty Cycle: 1:1
Medium parameters used: f = 5200 MHz; σ = 4.615 S/m; ε_r = 36.72; ρ = 1000 kg/m^3
Phantom section: Flat Section

DASY5 Configuration:

- Probe: EX3DV4 - SN7329; ConvF(4.96, 5.61, 5.16) @ 5200 MHz; Calibrated: 2024/3/27
- Sensor-Surface: 1.4mm (Mechanical Surface Detection)
- Electronics: DAE4 Sn1354; Calibrated: 2023/11/17
- Phantom: Twin SAM; Type: Twin SAM V5.0; Serial: TP:1412
- Measurement SW: DASY52, Version 52.10 (2); SEMCAD X Version 14.6.12 (7470)

Area Scan (11x20x1): Measurement grid: dx=10mm, dy=10mm
Maximum value of SAR (measured) = 0.628 W/kg

Zoom Scan (8x8x12)/Cube 0: Measurement grid: dx=4mm, dy=4mm, dz=2mm
Reference Value = 3.282 V/m; Power Drift = -0.19 dB
Peak SAR (extrapolated) = 0.961 W/kg
SAR(1 g) = 0.318 W/kg; SAR(10 g) = 0.139 W/kg
Maximum value of SAR (measured) = 0.618 W/kg

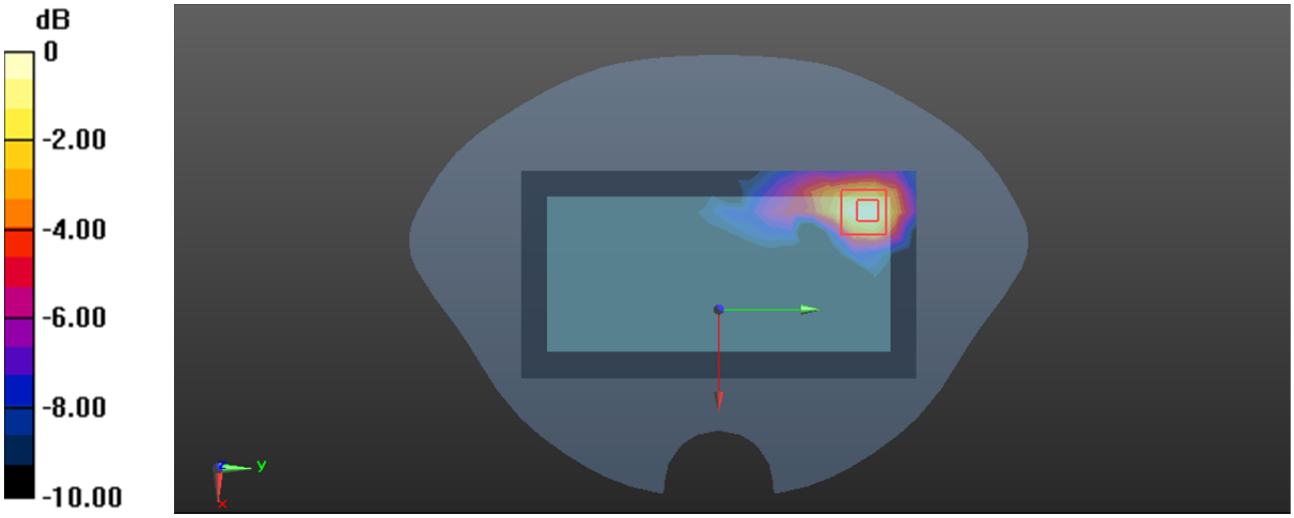

0 dB = 0.618 W/kg = -2.09 dBW/kg

Test Plot 197#: 5.2G WIFI Mid_ Body Right Chain 1

DUT: Mobile Phone; Type: CLA6; Serial: 2IKY-1;

Communication System: UID 0, 802.11 a (0); Frequency: 5200 MHz;Duty Cycle: 1:1
Medium parameters used: f = 5200 MHz; σ = 4.615 S/m; ε_r = 36.72; ρ = 1000 kg/m^3
Phantom section: Flat Section

DASY5 Configuration:

- Probe: EX3DV4 - SN7329; ConvF(4.96, 5.61, 5.16) @ 5200 MHz; Calibrated: 2024/3/27
- Sensor-Surface: 1.4mm (Mechanical Surface Detection)
- Electronics: DAE4 Sn1354; Calibrated: 2023/11/17
- Phantom: Twin SAM; Type: Twin SAM V5.0; Serial: TP:1412
- Measurement SW: DASY52, Version 52.10 (2); SEMCAD X Version 14.6.12 (7470)

Area Scan (7x20x1): Measurement grid: dx=10mm, dy=10mm
Maximum value of SAR (measured) = 0.581 W/kg

Zoom Scan (8x8x12)/Cube 0: Measurement grid: dx=4mm, dy=4mm, dz=2mm
Reference Value = 5.911 V/m; Power Drift = -0.14 dB
Peak SAR (extrapolated) = 0.911 W/kg
SAR(1 g) = 0.290 W/kg; SAR(10 g) = 0.130 W/kg
Maximum value of SAR (measured) = 0.590 W/kg

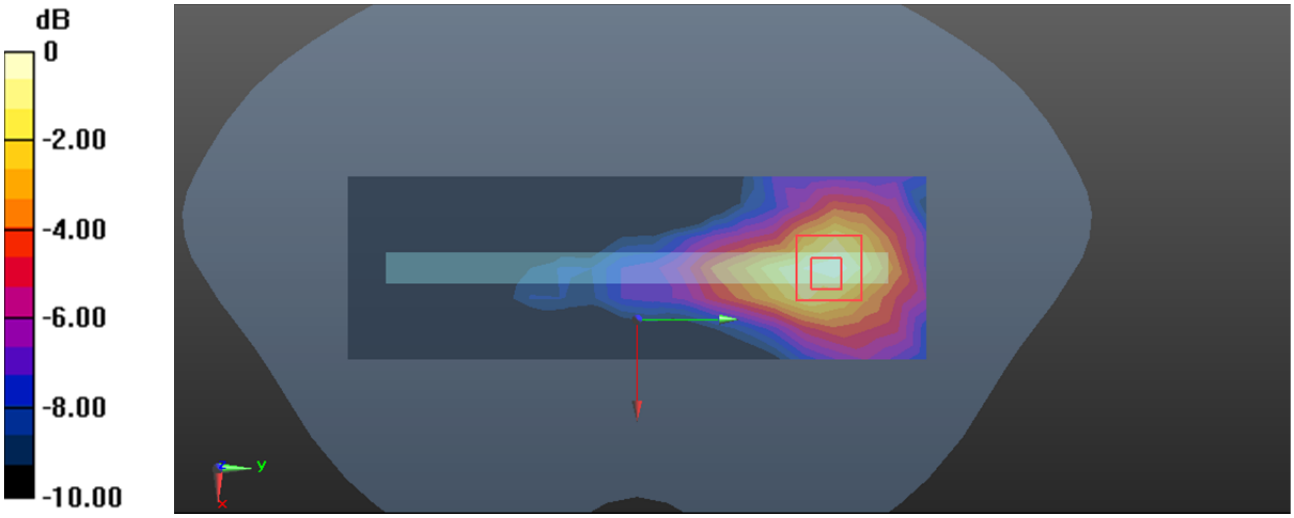

0 dB = 0.590 W/kg = -2.29 dBW/kg

Test Plot 198#: 5.2G WIFI Mid_ Body Top Chain 1

DUT: Mobile Phone; Type: CLA6; Serial: 2IKY-1;

Communication System: UID 0, 802.11 a (0); Frequency: 5200 MHz;Duty Cycle: 1:1
Medium parameters used: f = 5200 MHz; σ = 4.615 S/m; ε_r = 36.72; ρ = 1000 kg/m^3
Phantom section: Flat Section

DASY5 Configuration:

- Probe: EX3DV4 - SN7329; ConvF(4.96, 5.61, 5.16) @ 5200 MHz; Calibrated: 2024/3/27
- Sensor-Surface: 1.4mm (Mechanical Surface Detection)
- Electronics: DAE4 Sn1354; Calibrated: 2023/11/17
- Phantom: Twin SAM; Type: Twin SAM V5.0; Serial: TP:1412
- Measurement SW: DASY52, Version 52.10 (2); SEMCAD X Version 14.6.12 (7470)

Area Scan (7x13x1): Measurement grid: dx=10mm, dy=10mm
Maximum value of SAR (measured) = 0.368 W/kg

Zoom Scan (8x8x12)/Cube 0: Measurement grid: dx=4mm, dy=4mm, dz=2mm
Reference Value = 2.270 V/m; Power Drift = 0.13 dB
Peak SAR (extrapolated) = 0.595 W/kg
SAR(1 g) = 0.177 W/kg; SAR(10 g) = 0.068 W/kg
Maximum value of SAR (measured) = 0.388 W/kg

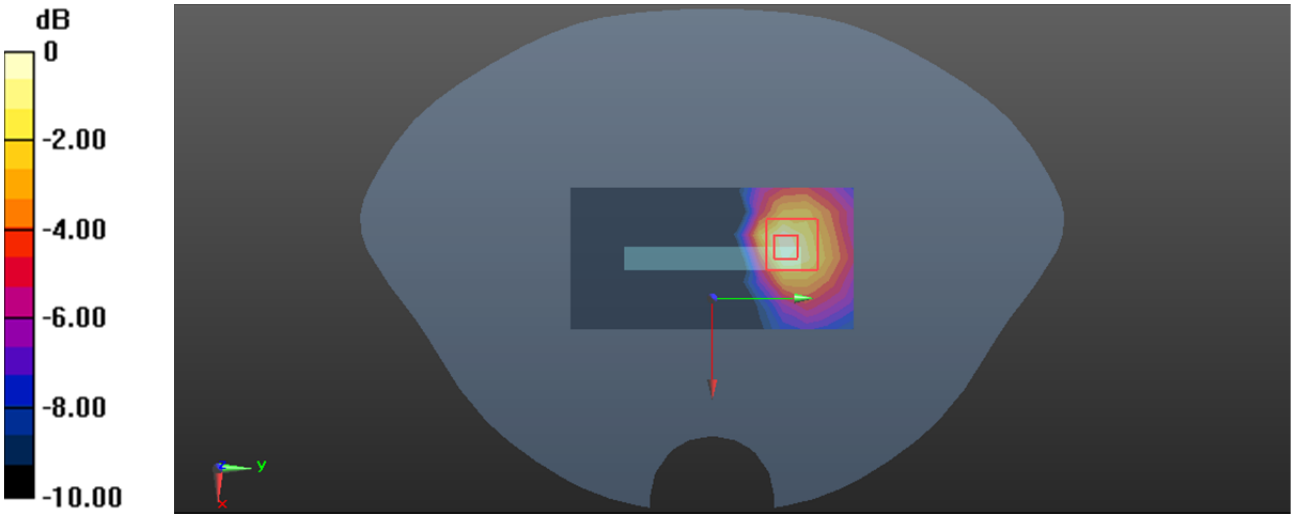

0 dB = 0.388 W/kg = -4.11 dBW/kg

Test Plot 199#: 5.3G WIFI Mid - Head Left Cheek Chain 0

DUT: Mobile Phone; Type: CLA6; Serial: 2IKY-1;

Communication System: UID 0, 802.11 a (0); Frequency: 5280 MHz;Duty Cycle: 1:1
Medium parameters used: f = 5280 MHz; σ = 4.72 S/m; ε_r = 35.816; ρ = 1000 kg/m^3
Phantom section: Left Section

DASY5 Configuration:

- Probe: EX3DV4 - SN7329; ConvF(4.96, 5.61, 5.16) @ 5280 MHz; Calibrated: 2024/3/27
- Sensor-Surface: 1.4mm (Mechanical Surface Detection)
- Electronics: DAE4 Sn1354; Calibrated: 2023/11/17
- Phantom: Twin SAM; Type: Twin SAM V5.0; Serial: TP:1412
- Measurement SW: DASY52, Version 52.10 (2); SEMCAD X Version 14.6.12 (7470)

Area Scan (11x13x1): Measurement grid: dx=10mm, dy=10mm
Maximum value of SAR (measured) = 1.27 W/kg

Zoom Scan (8x8x12)/Cube 0: Measurement grid: dx=4mm, dy=4mm, dz=2mm
Reference Value = 14.03 V/m; Power Drift = 0.00 dB
Peak SAR (extrapolated) = 2.05 W/kg
SAR(1 g) = 0.524 W/kg; SAR(10 g) = 0.186 W/kg
Maximum value of SAR (measured) = 1.24 W/kg



0 dB = 1.24 W/kg = 0.93 dBW/kg

Test Plot 200#: 5.3G WIFI Mid - Head Left Tilt Chain 0

DUT: Mobile Phone; Type: CLA6; Serial: 2IKY-1;

Communication System: UID 0, 802.11 a (0); Frequency: 5280 MHz;Duty Cycle: 1:1
Medium parameters used: f = 5280 MHz; σ = 4.72 S/m; ε_r = 35.816; ρ = 1000 kg/m^3
Phantom section: Left Section

DASY5 Configuration:

- Probe: EX3DV4 - SN7329; ConvF(4.96, 5.61, 5.16) @ 5280 MHz; Calibrated: 2024/3/27
- Sensor-Surface: 1.4mm (Mechanical Surface Detection)
- Electronics: DAE4 Sn1354; Calibrated: 2023/11/17
- Phantom: Twin SAM; Type: Twin SAM V5.0; Serial: TP:1412
- Measurement SW: DASY52, Version 52.10 (2); SEMCAD X Version 14.6.12 (7470)

Area Scan (11x13x1): Measurement grid: dx=10mm, dy=10mm
Maximum value of SAR (measured) = 1.36 W/kg

Zoom Scan (8x9x12)/Cube 0: Measurement grid: dx=4mm, dy=4mm, dz=2mm
Reference Value = 13.81 V/m; Power Drift = -0.16 dB
Peak SAR (extrapolated) = 2.76 W/kg
SAR(1 g) = 0.713 W/kg; SAR(10 g) = 0.277 W/kg
Maximum value of SAR (measured) = 1.62 W/kg

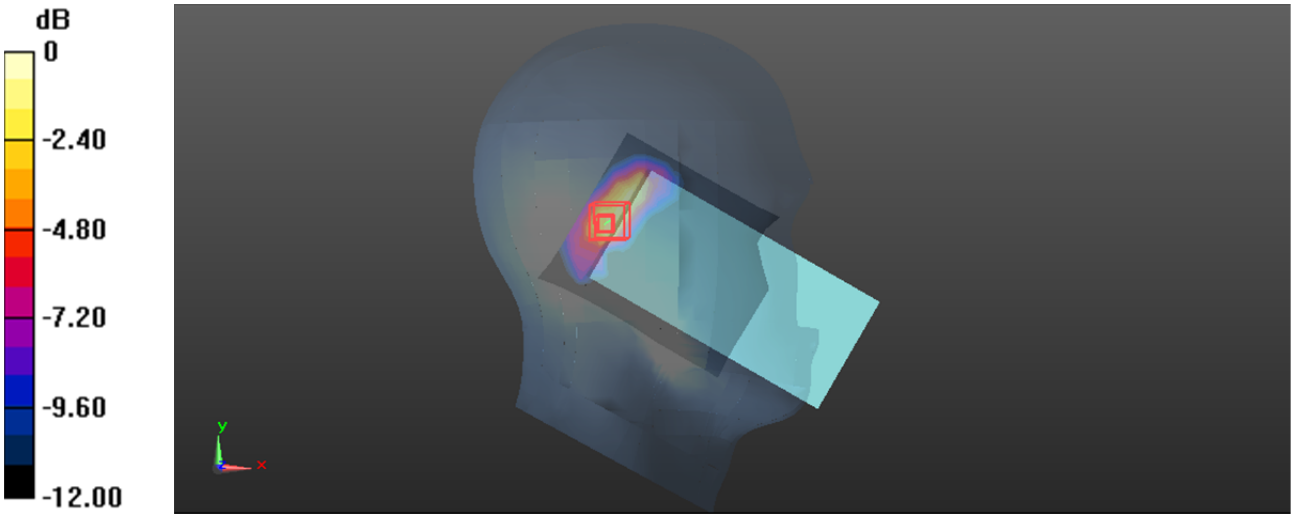

0 dB = 1.62 W/kg = 2.10 dBW/kg

Test Plot 201#: 5.3G WIFI Mid - Head Right Cheek Chain 0

DUT: Mobile Phone; Type: CLA6; Serial: 2IKY-1;

Communication System: UID 0, 802.11 a (0); Frequency: 5280 MHz;Duty Cycle: 1:1
Medium parameters used: f = 5280 MHz; σ = 4.72 S/m; ε_r = 35.816; ρ = 1000 kg/m^3
Phantom section: Right Section

DASY5 Configuration:

- Probe: EX3DV4 - SN7329; ConvF(4.96, 5.61, 5.16) @ 5280 MHz; Calibrated: 2024/3/27
- Sensor-Surface: 1.4mm (Mechanical Surface Detection)
- Electronics: DAE4 Sn1354; Calibrated: 2023/11/17
- Phantom: Twin SAM; Type: Twin SAM V5.0; Serial: TP:1412
- Measurement SW: DASY52, Version 52.10 (2); SEMCAD X Version 14.6.12 (7470)

Area Scan (11x13x1): Measurement grid: dx=10mm, dy=10mm
Maximum value of SAR (measured) = 1.23 W/kg

Zoom Scan (8x8x12)/Cube 0: Measurement grid: dx=4mm, dy=4mm, dz=2mm
Reference Value = 10.51 V/m; Power Drift = -0.16 dB
Peak SAR (extrapolated) = 2.09 W/kg
SAR(1 g) = 0.599 W/kg; SAR(10 g) = 0.246 W/kg
Maximum value of SAR (measured) = 1.30 W/kg



0 dB = 1.30 W/kg = 1.14 dBW/kg