Test Plot 46#: LTE Band 66 1RB Mid Ant3 Head Left Cheek

DUT: Mobile Phone; Type: CM7; Serial: 2VG3-1

Communication System: Generic FDD-LTE (0); Frequency: 1745 MHz; Duty Cycle: 1:1
Medium parameters used: f = 1745 MHz; σ = 1.353 S/m; ε_r=40.595; ρ = 1000 kg/m^3 ;
Phantom section: Left Section

DASY5 Configuration:

- Probe: EX3DV4 - SN7329; ConvF(7.56, 8.56, 7.71) @1745 MHz; Calibrated: 2024/3/27
- Sensor-Surface: 1.4mm (Mechanical Surface Detection)
- Electronics: DAE4 Sn1493; Calibrated: 2024/3/27
- Phantom: Twin SAM; Type: Twin SAM V5.0; Serial: TP:1412
- Measurement SW: DASY52, Version 52.10 (2); SEMCAD X Version 14.6.12 (7470)

Area Scan (8x9x1): Measurement grid: dx=15mm, dy=15mm
Maximum value of SAR (measured) = 0.0575 W/kg

Zoom Scan (5x5x7) /Cube 0: Measurement grid: dx=8mm, dy=8mm, dz=5mm
Reference Value = 5.328 V/m; Power Drift = 0.08dB
Peak SAR (extrapolated) = 0.0820 W/kg
SAR(1 g) = 0.058 W/kg; SAR(10 g) = 0.050 W/kg
Maximum value of SAR (measured) = 0.0715 W/kg

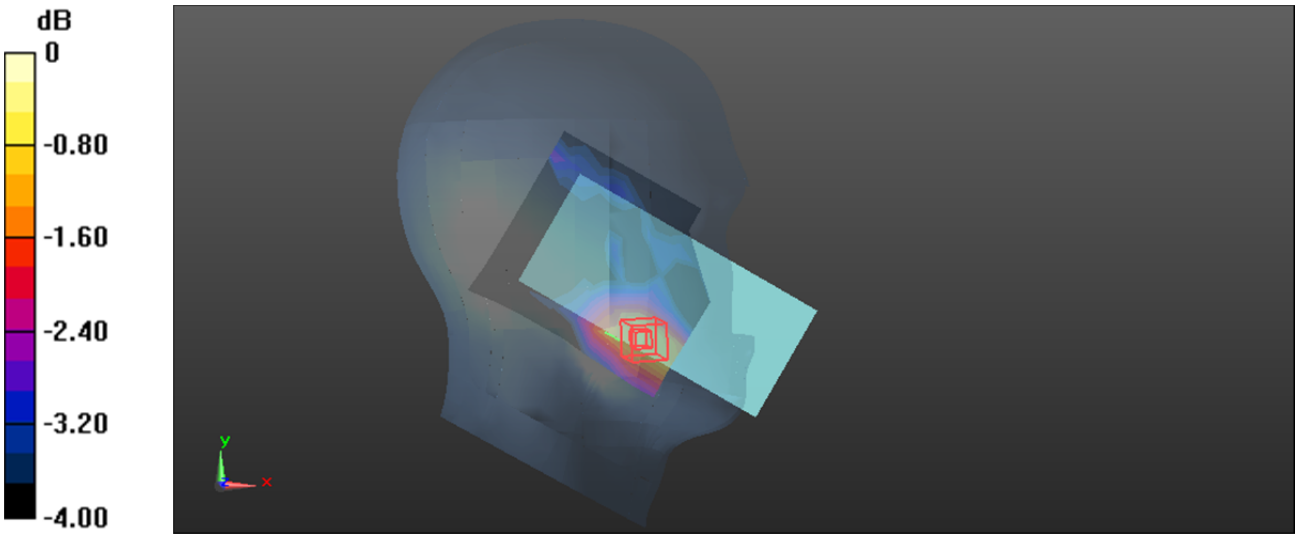

0 dB = 0.0715 W/kg = -11.46 dBW/kg

Test Plot 47#: LTE Band 66 1RB Mid Ant3 Body Bottom

DUT: Mobile Phone; Type: CM7; Serial: 2VG3-1

Communication System: Generic FDD-LTE (0); Frequency: 1745 MHz; Duty Cycle: 1:1
Medium parameters used: f = 1745 MHz; σ = 1.353 S/m; ε_r=40.595; ρ = 1000 kg/m^3 ;
Phantom section: Flat Section

DASY5 Configuration:

- Probe: EX3DV4 - SN7329; ConvF(7.56, 8.56, 7.71) @1745 MHz; Calibrated: 2024/3/27
- Sensor-Surface: 1.4mm (Mechanical Surface Detection)
- Electronics: DAE4 Sn1493; Calibrated: 2024/3/27
- Phantom: Twin SAM; Type: Twin SAM V5.0; Serial: TP:1412
- Measurement SW: DASY52, Version 52.10 (2); SEMCAD X Version 14.6.12 (7470)

Area Scan (5x9x1): Measurement grid: dx=15mm, dy=15mm
Maximum value of SAR (measured) = 0.235 W/kg

Zoom Scan (5x5x7) /Cube 0: Measurement grid: dx=8mm, dy=8mm, dz=5mm
Reference Value = 12.86 V/m; Power Drift = -0.03 dB
Peak SAR (extrapolated) = 0.276 W/kg
SAR(1 g) = 0.168 W/kg; SAR(10 g) = 0.096 W/kg
Maximum value of SAR (measured) = 0.242 W/kg

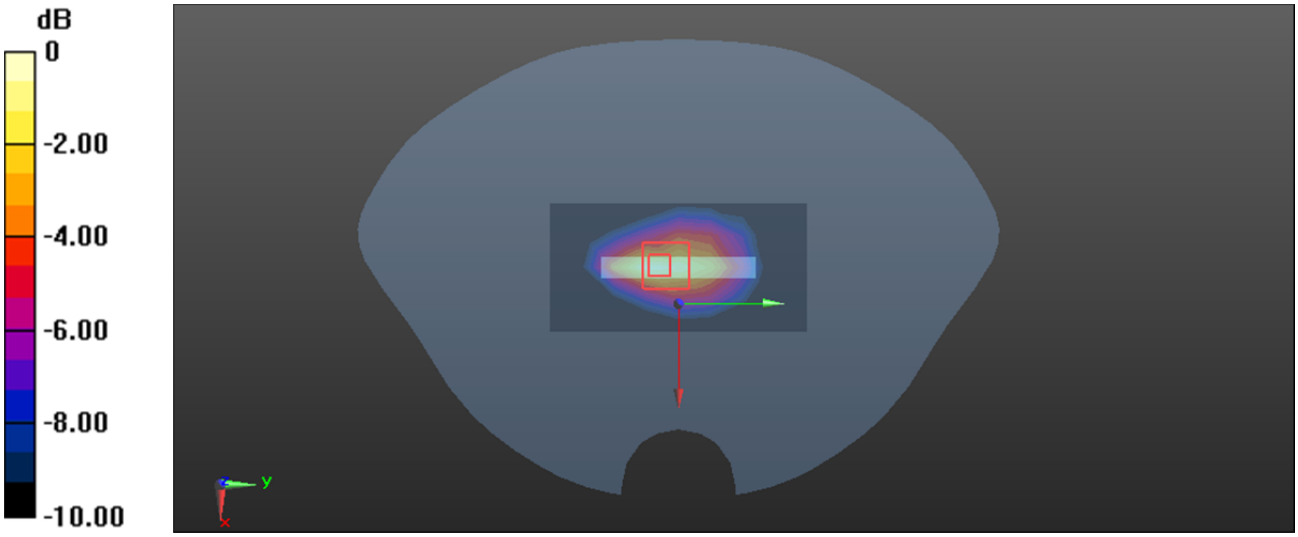

0 dB = 0.242 W/kg = -6.16 dBW/kg

Test Plot 48#: LTE Band 66 1RB Mid Ant7 Head Right Cheek

DUT: Mobile Phone; Type: CM7; Serial: 2VG3-1

Communication System: Generic FDD-LTE (0); Frequency: 1745 MHz; Duty Cycle: 1:1
Medium parameters used: f = 1745 MHz; σ = 1.353 S/m; ε_r=40.595; ρ = 1000 kg/m^3 ;
Phantom section: Right Section

DASY5 Configuration:

- Probe: EX3DV4 - SN7329; ConvF(7.56, 8.56, 7.71) @1745 MHz; Calibrated: 2024/3/27
- Sensor-Surface: 1.4mm (Mechanical Surface Detection)
- Electronics: DAE4 Sn1493; Calibrated: 2024/3/27
- Phantom: Twin SAM; Type: Twin SAM V5.0; Serial: TP:1412
- Measurement SW: DASY52, Version 52.10 (2); SEMCAD X Version 14.6.12 (7470)

Area Scan (8x9x1): Measurement grid: dx=15mm, dy=15mm
Maximum value of SAR (measured) = 0.198 W/kg

Zoom Scan (5x5x7) /Cube 0: Measurement grid: dx=8mm, dy=8mm, dz=5mm
Reference Value = 9.025 V/m; Power Drift = 0.20 dB
Peak SAR (extrapolated) = 0.370 W/kg
SAR(1 g) = 0.186 W/kg; SAR(10 g) = 0.096 W/kg
Maximum value of SAR (measured) = 0.306 W/kg



0 dB = 0.306 W/kg = -5.14 dBW/kg

Test Plot 49#: LTE Band 66 1RB Mid Ant7 Body Back

DUT: Mobile Phone; Type: CM7; Serial: 2VG3-1

Communication System: Generic FDD-LTE (0); Frequency: 1745 MHz; Duty Cycle: 1:1
Medium parameters used: f = 1745 MHz; σ = 1.353 S/m; ε_r=40.595; ρ = 1000 kg/m^3 ;
Phantom section: Flat Section

DASY5 Configuration:

- Probe: EX3DV4 - SN7329; ConvF(7.56, 8.56, 7.71) @1745 MHz; Calibrated: 2024/3/27
- Sensor-Surface: 1.4mm (Mechanical Surface Detection)
- Electronics: DAE4 Sn1493; Calibrated: 2024/3/27
- Phantom: Twin SAM; Type: Twin SAM V5.0; Serial: TP:1412
- Measurement SW: DASY52, Version 52.10 (2); SEMCAD X Version 14.6.12 (7470)

Area Scan (8x14x1): Measurement grid: dx=15mm, dy=15mm
Maximum value of SAR (measured) = 0.0945 W/kg

Zoom Scan (5x5x7) /Cube 0: Measurement grid: dx=8mm, dy=8mm, dz=5mm
Reference Value = 3.269 V/m; Power Drift = -0.02 dB
Peak SAR (extrapolated) = 0.122 W/kg
SAR(1 g) = 0.072 W/kg; SAR(10 g) = 0.041 W/kg
Maximum value of SAR (measured) = 0.104 W/kg

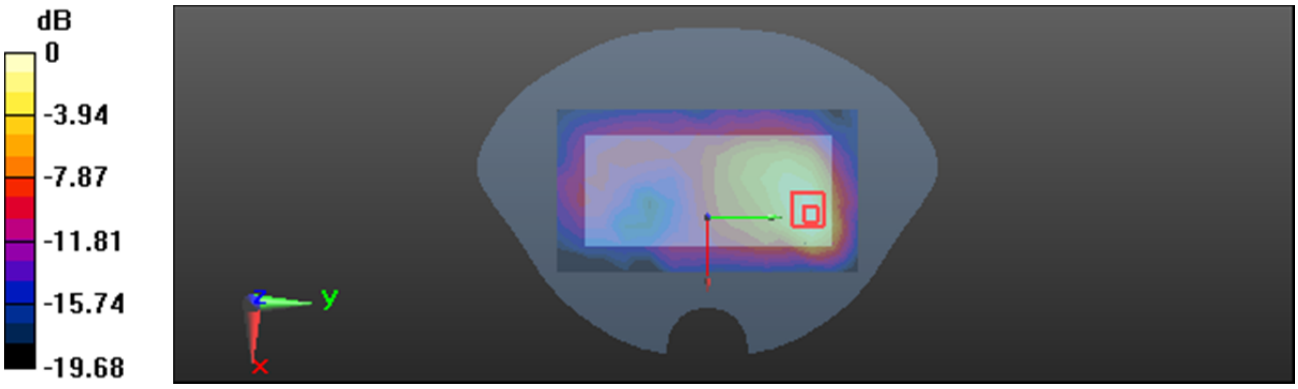

0 dB = 0.104 W/kg = -9.83 dBW/kg

Test Plot 50#: 2.4G WIFI Mid Chain 0 Head Left Tilt

DUT: Mobile Phone; Type: CM7; Serial: 2VG3-1

Communication System: 802.11 b (0); Frequency: 2437 MHz; Duty Cycle: 1:1
Medium parameters used: f = 2437 MHz; σ = 1.761 S/m; ε_r=39.914; ρ = 1000 kg/m^3 ;
Phantom section: Left Section

DASY5 Configuration:

- Probe: EX3DV4 - SN7329; ConvF(7.05, 7.92, 7.22) @2437 MHz; Calibrated: 2024/3/27
- Sensor-Surface: 1.4mm (Mechanical Surface Detection)
- Electronics: DAE4 Sn1493; Calibrated: 2024/3/27
- Phantom: Twin SAM; Type: Twin SAM V5.0; Serial: TP:1412
- Measurement SW: DASY52, Version 52.10 (2); SEMCAD X Version 14.6.12 (7470)

Area Scan (10x11x1): Measurement grid: dx=12mm, dy=12mm
Maximum value of SAR (measured) = 0.225 W/kg

Zoom Scan (7x7x7) /Cube 0: Measurement grid: dx=5mm, dy=5mm, dz=5mm
Reference Value = 9.685 V/m; Power Drift = 0.05dB
Peak SAR (extrapolated) = 0.358 W/kg
SAR(1 g) = 0.168 W/kg; SAR(10 g) = 0.078 W/kg
Maximum value of SAR (measured) = 0.281 W/kg

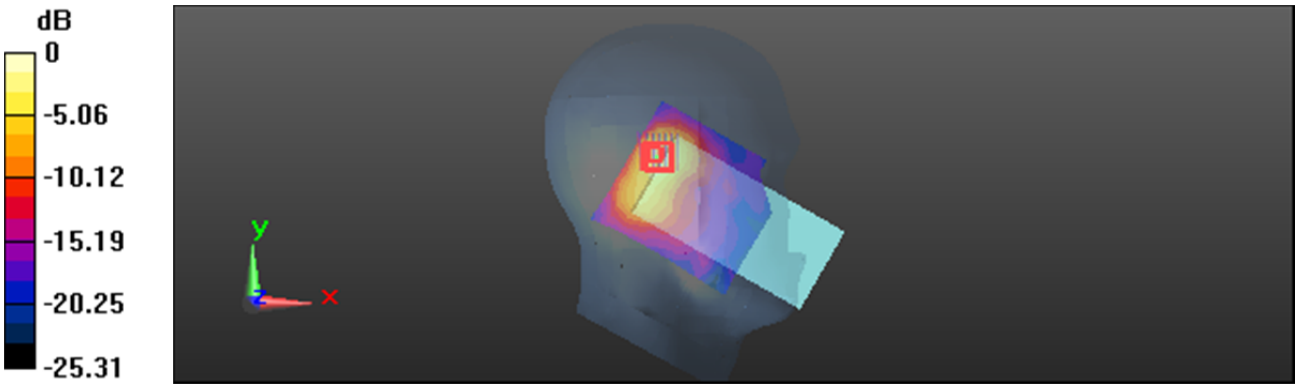

0 dB = 0.281 W/kg = -5.51 dBW/kg

Test Plot 51#: 2.4G WIFI Mid Chain 0 Body Top

DUT: Mobile Phone; Type: CM7; Serial: 2VG3-1

Communication System: 802.11 b (0); Frequency: 2437 MHz; Duty Cycle: 1:1
Medium parameters used: f = 2437 MHz; σ = 1.761 S/m; ε_r=39.914; ρ = 1000 kg/m^3 ;
Phantom section: Flat Section

DASY5 Configuration:

- Probe: EX3DV4 - SN7329; ConvF(7.05, 7.92, 7.22) @2437 MHz; Calibrated: 2024/3/27
- Sensor-Surface: 1.4mm (Mechanical Surface Detection)
- Electronics: DAE4 Sn1493; Calibrated: 2024/3/27
- Phantom: Twin SAM; Type: Twin SAM V5.0; Serial: TP:1412
- Measurement SW: DASY52, Version 52.10 (2); SEMCAD X Version 14.6.12 (7470)

Area Scan (6x11x1): Measurement grid: dx=12mm, dy=12mm
Maximum value of SAR (measured) = 0.0760 W/kg

Zoom Scan (7x7x7) /Cube 0: Measurement grid: dx=5mm, dy=5mm, dz=5mm
Reference Value = 6.357 V/m; Power Drift = 0.15dB
Peak SAR (extrapolated) = 0.0920 W/kg
SAR(1 g) = 0.052 W/kg; SAR(10 g) = 0.029 W/kg
Maximum value of SAR (measured) = 0.0770 W/kg

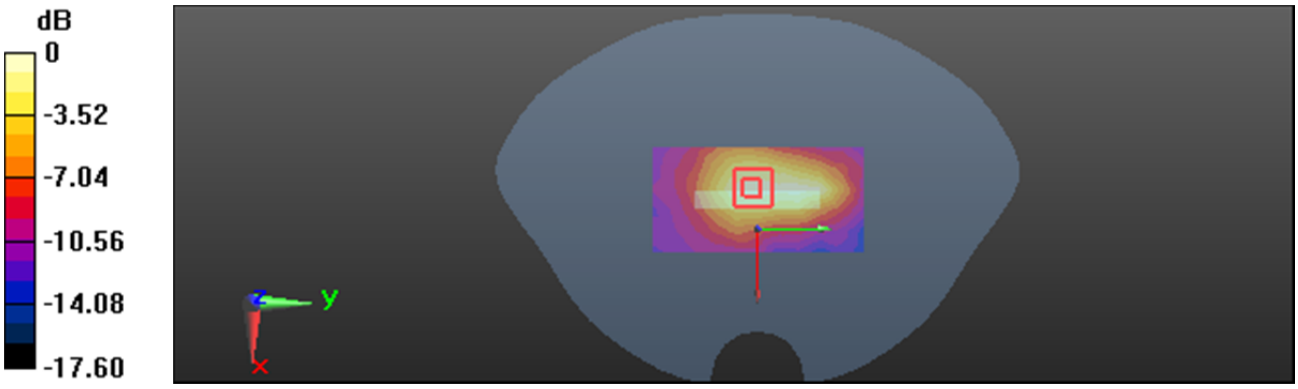

0 dB = 0.0770 W/kg = -11.14 dBW/kg

Test Plot 52#: 2.4G WIFI Mid Chain 1 Head Left Cheek

DUT: Mobile Phone; Type: CM7; Serial: 2VG3-1

Communication System: 802.11 b (0); Frequency: 2437 MHz; Duty Cycle: 1:1
Medium parameters used: f = 2437 MHz; σ = 1.761 S/m; ε_r=39.914; ρ = 1000 kg/m^3 ;
Phantom section: Left Section

DASY5 Configuration:

- Probe: EX3DV4 - SN7329; ConvF(7.05, 7.92, 7.22) @2437 MHz; Calibrated: 2024/3/27
- Sensor-Surface: 1.4mm (Mechanical Surface Detection)
- Electronics: DAE4 Sn1493; Calibrated: 2024/3/27
- Phantom: Twin SAM; Type: Twin SAM V5.0; Serial: TP:1412
- Measurement SW: DASY52, Version 52.10 (2); SEMCAD X Version 14.6.12 (7470)

Area Scan (10x11x1): Measurement grid: dx=12mm, dy=12mm
Maximum value of SAR (measured) = 0.403 W/kg

Zoom Scan (7x7x7) /Cube 0: Measurement grid: dx=5mm, dy=5mm, dz=5mm
Reference Value = 2.788 V/m; Power Drift = 0.04dB
Peak SAR (extrapolated) = 0.568 W/kg
SAR(1 g) = 0.236 W/kg; SAR(10 g) = 0.105 W/kg
Maximum value of SAR (measured) = 0.443 W/kg



0 dB = 0.443 W/kg = -3.54 dBW/kg

Test Plot 53#: 2.4G WIFI Mid Chain 1 Body Back

DUT: Mobile Phone; Type: CM7; Serial: 2VG3-1

Communication System: 802.11 b (0); Frequency: 2437 MHz; Duty Cycle: 1:1
Medium parameters used: f = 2437 MHz; σ = 1.761 S/m; ε_r=39.914; ρ = 1000 kg/m^3 ;
Phantom section: Flat Section

DASY5 Configuration:

- Probe: EX3DV4 - SN7329; ConvF(7.05, 7.92, 7.22) @2437 MHz; Calibrated: 2024/3/27
- Sensor-Surface: 1.4mm (Mechanical Surface Detection)
- Electronics: DAE4 Sn1493; Calibrated: 2024/3/27
- Phantom: Twin SAM; Type: Twin SAM V5.0; Serial: TP:1412
- Measurement SW: DASY52, Version 52.10 (2); SEMCAD X Version 14.6.12 (7470)

Area Scan (10x17x1): Measurement grid: dx=12mm, dy=12mm
Maximum value of SAR (measured) = 0.179 W/kg

Zoom Scan (7x7x7) /Cube 0: Measurement grid: dx=5mm, dy=5mm, dz=5mm
Reference Value = 4.578 V/m; Power Drift = 0.03dB
Peak SAR (extrapolated) = 0.285 W/kg
SAR(1 g) = 0.134 W/kg; SAR(10 g) = 0.063 W/kg
Maximum value of SAR (measured) = 0.229 W/kg

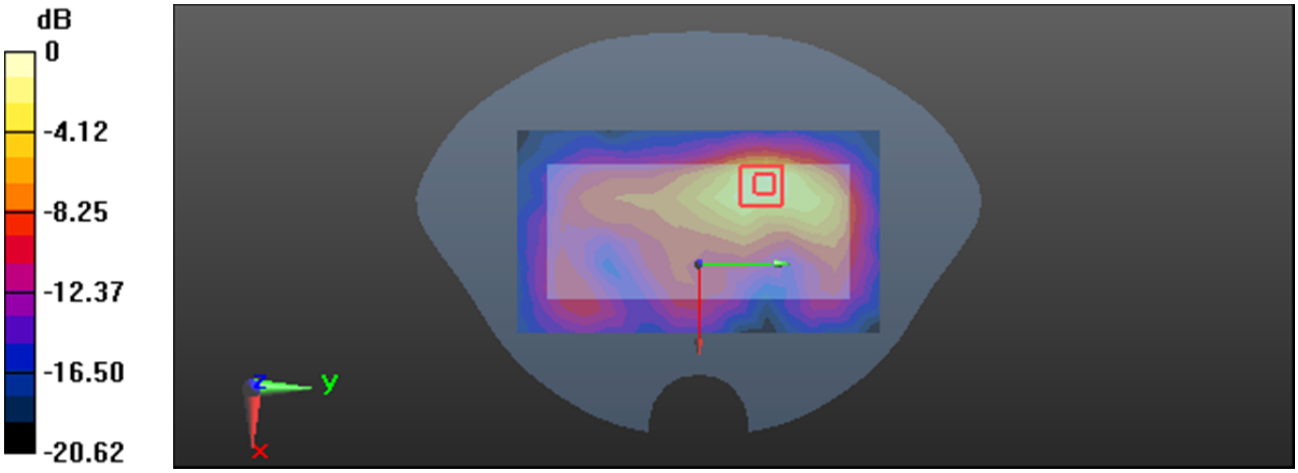

0 dB = 0.229 W/kg = -6.40 dBW/kg

Test Plot 54#: 5.2G WIFI Mid Head Left Cheek

DUT: Mobile Phone; Type: CM7; Serial: 2VG3-1

Communication System: 802.11 n20 (0); Frequency: 5200 MHz; Duty Cycle: 1:1
Medium parameters used: f = 5200 MHz; σ = 4.719 S/m; ε_r=36.795; ρ = 1000 kg/m^3 ;
Phantom section: Left Section

DASY5 Configuration:

- Probe: EX3DV4 - SN7329; ConvF(4.96, 5.61, 5.16) @5200 MHz; Calibrated: 2024/3/27
- Sensor-Surface: 1.4mm (Mechanical Surface Detection)
- Electronics: DAE4 Sn1493; Calibrated: 2024/3/27
- Phantom: Twin SAM; Type: Twin SAM V5.0; Serial: TP:1412
- Measurement SW: DASY52, Version 52.10 (2); SEMCAD X Version 14.6.12 (7470)

Area Scan (12x13x1): Measurement grid: dx=10mm, dy=10mm
Maximum value of SAR (measured) = 0.379 W/kg

Zoom Scan (8x8x12) /Cube 0: Measurement grid: dx=4mm, dy=4mm, dz=2mm
Reference Value = 3.796 V/m; Power Drift = 0.06dB
Peak SAR (extrapolated) = 0.670 W/kg
SAR(1 g) = 0.168 W/kg; SAR(10 g) = 0.051 W/kg
Maximum value of SAR (measured) = 0.405 W/kg



0 dB = 0.405 W/kg = -3.93 dBW/kg

Test Plot 55#: 5.2G WIFI Mid Body Right

DUT: Mobile Phone; Type: CM7; Serial: 2VG3-1

Communication System: 802.11 n20 (0); Frequency: 5200 MHz; Duty Cycle: 1:1
Medium parameters used: f = 5200 MHz; σ = 4.719 S/m; ε_r=36.795; ρ = 1000 kg/m^3 ;
Phantom section: Flat Section

DASY5 Configuration:

- Probe: EX3DV4 - SN7329; ConvF(4.96, 5.61, 5.16) @5200 MHz; Calibrated: 2024/3/27
- Sensor-Surface: 1.4mm (Mechanical Surface Detection)
- Electronics: DAE4 Sn1493; Calibrated: 2024/3/27
- Phantom: Twin SAM; Type: Twin SAM V5.0; Serial: TP:1412
- Measurement SW: DASY52, Version 52.10 (2); SEMCAD X Version 14.6.12 (7470)

Area Scan (7x20x1): Measurement grid: dx=10mm, dy=10mm
Maximum value of SAR (measured) = 0.203 W/kg

Zoom Scan (8x8x12) /Cube 0: Measurement grid: dx=4mm, dy=4mm, dz=2mm
Reference Value = 1.580 V/m; Power Drift = 0.09dB
Peak SAR (extrapolated) = 0.390 W/kg
SAR(1 g) = 0.104 W/kg; SAR(10 g) = 0.034 W/kg
Maximum value of SAR (measured) = 0.232 W/kg

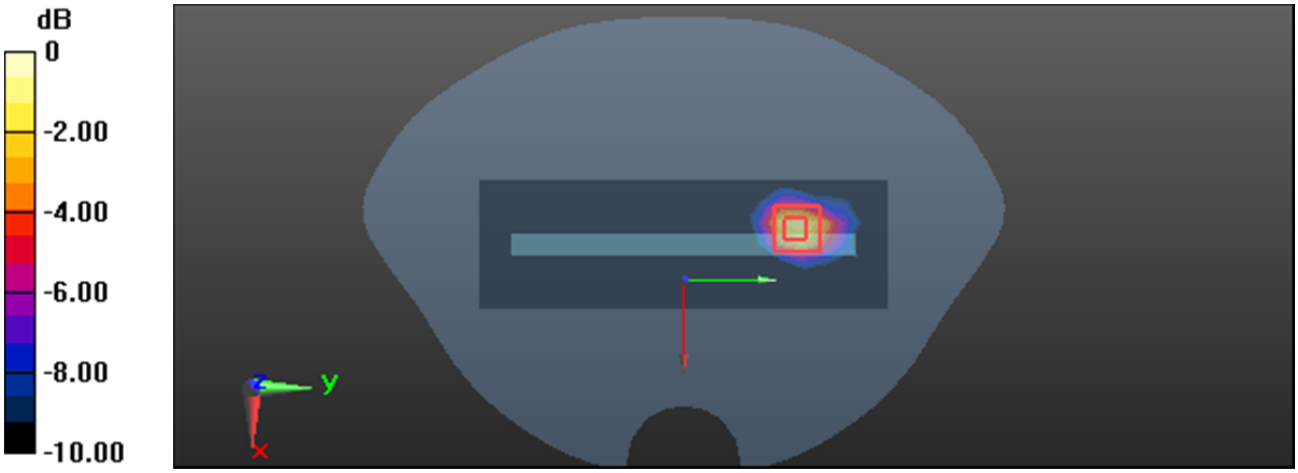

0 dB = 0.232 W/kg = -6.35 dBW/kg

Test Plot 56#: 5.3G WIFI Mid Head Left Cheek

DUT: Mobile Phone; Type: CM7; Serial: 2VG3-1

Communication System: 802.11 a (0); Frequency: 5280 MHz; Duty Cycle: 1:1
Medium parameters used: f = 5280 MHz; σ = 4.804 S/m; ε_r=36.378; ρ = 1000 kg/m^3 ;
Phantom section: Left Section

DASY5 Configuration:

- Probe: EX3DV4 - SN7329; ConvF(4.96, 5.61, 5.16) @5280 MHz; Calibrated: 2024/3/27
- Sensor-Surface: 1.4mm (Mechanical Surface Detection)
- Electronics: DAE4 Sn1493; Calibrated: 2024/3/27
- Phantom: Twin SAM; Type: Twin SAM V5.0; Serial: TP:1412
- Measurement SW: DASY52, Version 52.10 (2); SEMCAD X Version 14.6.12 (7470)

Area Scan (12x13x1): Measurement grid: dx=10mm, dy=10mm
Maximum value of SAR (measured) = 0.442 W/kg

Zoom Scan (8x8x12) /Cube 0: Measurement grid: dx=4mm, dy=4mm, dz=2mm
Reference Value = 2.730 V/m; Power Drift = 0.08dB
Peak SAR (extrapolated) = 0.965 W/kg
SAR(1 g) = 0.215 W/kg; SAR(10 g) = 0.066 W/kg
Maximum value of SAR (measured) = 0.609 W/kg



0 dB = 0.609 W/kg = -2.15 dBW/kg

Test Plot 57#: 5.3G WIFI Mid Body Right

DUT: Mobile Phone; Type: CM7; Serial: 2VG3-1

Communication System: 802.11 a (0); Frequency: 5280 MHz; Duty Cycle: 1:1
Medium parameters used: f = 5280 MHz; σ = 4.804 S/m; ε_r=36.378; ρ = 1000 kg/m^3 ;
Phantom section: Flat Section

DASY5 Configuration:

- Probe: EX3DV4 - SN7329; ConvF(4.96, 5.61, 5.16) @5280 MHz; Calibrated: 2024/3/27
- Sensor-Surface: 1.4mm (Mechanical Surface Detection)
- Electronics: DAE4 Sn1493; Calibrated: 2024/3/27
- Phantom: Twin SAM; Type: Twin SAM V5.0; Serial: TP:1412
- Measurement SW: DASY52, Version 52.10 (2); SEMCAD X Version 14.6.12 (7470)

Area Scan (7x20x1): Measurement grid: dx=10mm, dy=10mm
Maximum value of SAR (measured) = 0.267 W/kg

Zoom Scan (8x8x12) /Cube 0: Measurement grid: dx=4mm, dy=4mm, dz=2mm
Reference Value = 0.5800 V/m; Power Drift = 0.08dB
Peak SAR (extrapolated) = 0.500 W/kg
SAR(1 g) = 0.139 W/kg; SAR(10 g) = 0.053 W/kg
Maximum value of SAR (measured) = 0.308 W/kg

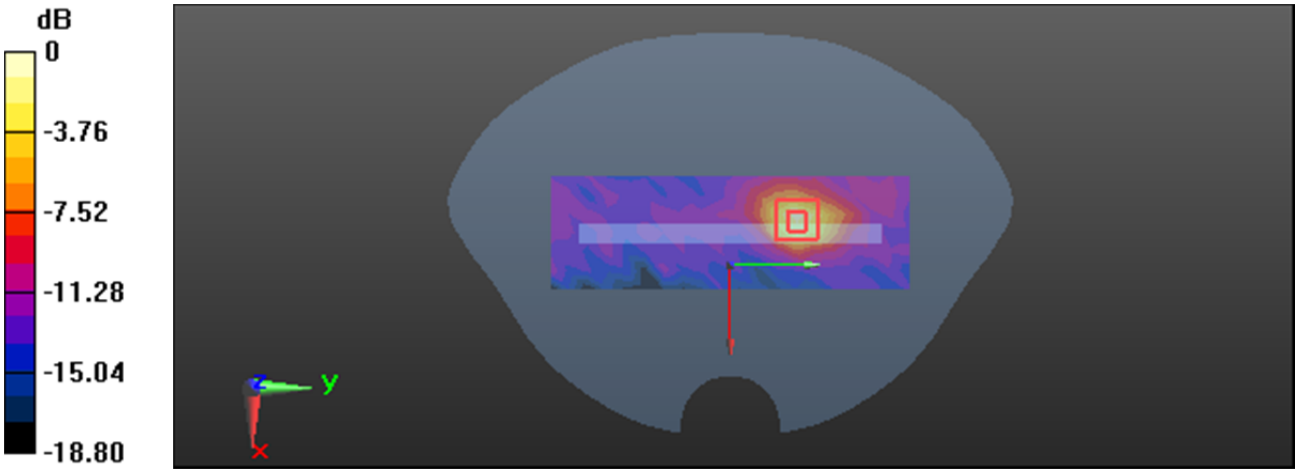

0 dB = 0.308 W/kg = -5.11 dBW/kg

Test Plot 58#: 5.6G WIFI Mid Head Left Cheek

DUT: Mobile Phone; Type: CM7; Serial: 2VG3-1

Communication System: 802.11 a (0); Frequency: 5580 MHz; Duty Cycle: 1:1
Medium parameters used: f = 5580 MHz; σ = 5.143 S/m; ε_r=36.678; ρ = 1000 kg/m^3 ;
Phantom section: Left Section

DASY5 Configuration:

- Probe: EX3DV4 - SN7329; ConvF(4.38, 4.98, 4.56) @5580 MHz; Calibrated: 2024/3/27
- Sensor-Surface: 1.4mm (Mechanical Surface Detection)
- Electronics: DAE4 Sn1493; Calibrated: 2024/3/27
- Phantom: Twin SAM; Type: Twin SAM V5.0; Serial: TP:1412
- Measurement SW: DASY52, Version 52.10 (2); SEMCAD X Version 14.6.12 (7470)

Area Scan (11x12x1): Measurement grid: dx=10mm, dy=10mm
Maximum value of SAR (measured) = 0.322 W/kg

Zoom Scan (8x8x12) /Cube 0: Measurement grid: dx=4mm, dy=4mm, dz=2mm
Reference Value = 4.577 V/m; Power Drift = 0.17dB
Peak SAR (extrapolated) = 0.711 W/kg
SAR(1 g) = 0.265 W/kg; SAR(10 g) = 0.187 W/kg
Maximum value of SAR (measured) = 0.444 W/kg



0 dB = 0.444 W/kg = -3.53 dBW/kg

Test Plot 59#: 5.6G WIFI Mid Body Right

DUT: Mobile Phone; Type: CM7; Serial: 2VG3-1

Communication System: 802.11 a (0); Frequency: 5580 MHz; Duty Cycle: 1:1
Medium parameters used: f = 5580 MHz; σ = 5.143 S/m; ε_r=36.678; ρ = 1000 kg/m^3 ;
Phantom section: Flat Section

DASY5 Configuration:

- Probe: EX3DV4 - SN7329; ConvF(4.38, 4.98, 4.56) @5580 MHz; Calibrated: 2024/3/27
- Sensor-Surface: 1.4mm (Mechanical Surface Detection)
- Electronics: DAE4 Sn1493; Calibrated: 2024/3/27
- Phantom: Twin SAM; Type: Twin SAM V5.0; Serial: TP:1412
- Measurement SW: DASY52, Version 52.10 (2); SEMCAD X Version 14.6.12 (7470)

Area Scan (7x20x1): Measurement grid: dx=10mm, dy=10mm
Maximum value of SAR (measured) = 0.253 W/kg

Zoom Scan (8x8x12) /Cube 0: Measurement grid: dx=4mm, dy=4mm, dz=2mm
Reference Value = 1.573 V/m; Power Drift = 0.13dB
Peak SAR (extrapolated) = 0.587 W/kg
SAR(1 g) = 0.105 W/kg; SAR(10 g) = 0.030 W/kg
Maximum value of SAR (measured) = 0.254 W/kg

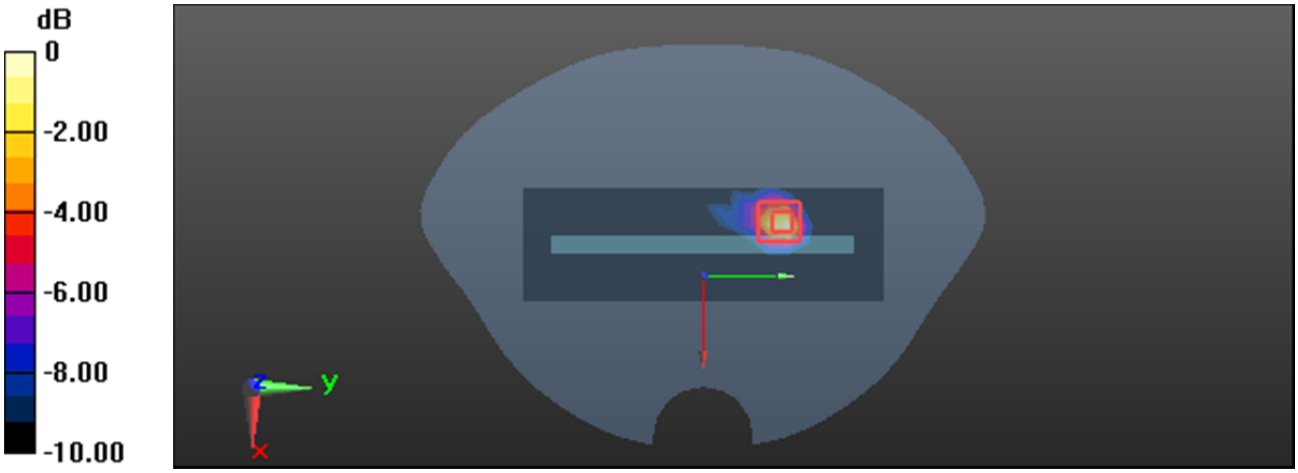

0 dB = 0.254 W/kg = -5.95 dBW/kg

Test Plot 60#: 5.8G WIFI Mid Head Left Cheek

DUT: Mobile Phone; Type: CM7; Serial: 2VG3-1

Communication System: 802.11 n20 (0); Frequency: 5785 MHz; Duty Cycle: 1:1
Medium parameters used: f = 5785 MHz; σ = 5.355 S/m; ε_r=35.176; ρ = 1000 kg/m^3 ;
Phantom section: Left Section

DASY5 Configuration:

- Probe: EX3DV4 - SN7329; ConvF(4.54, 5.16, 4.7) @5785 MHz; Calibrated: 2024/3/27
- Sensor-Surface: 1.4mm (Mechanical Surface Detection)
- Electronics: DAE4 Sn1493; Calibrated: 2024/3/27
- Phantom: Twin SAM; Type: Twin SAM V5.0; Serial: TP:1412
- Measurement SW: DASY52, Version 52.10 (2); SEMCAD X Version 14.6.12 (7470)

Area Scan (11x12x1): Measurement grid: dx=10mm, dy=10mm
Maximum value of SAR (measured) = 0.341 W/kg

Zoom Scan (8x8x12) /Cube 0: Measurement grid: dx=4mm, dy=4mm, dz=2mm
Reference Value = 3.493 V/m; Power Drift = 0.14dB
Peak SAR (extrapolated) = 1.56 W/kg
SAR(1 g) = 0.140 W/kg; SAR(10 g) = 0.041 W/kg
Maximum value of SAR (measured) = 0.378 W/kg



0 dB = 0.378 W/kg = -4.23 dBW/kg

Test Plot 61#: 5.8G WIFI Mid Body Right

DUT: Mobile Phone; Type: CM7; Serial: 2VG3-1

Communication System: 802.11 n20 (0); Frequency: 5785 MHz; Duty Cycle: 1:1
Medium parameters used: f = 5785 MHz; σ = 5.355 S/m; ε_r=35.176; ρ = 1000 kg/m^3 ;
Phantom section: Flat Section

DASY5 Configuration:

- Probe: EX3DV4 - SN7329; ConvF(4.54, 5.16, 4.7) @5785 MHz; Calibrated: 2024/3/27
- Sensor-Surface: 1.4mm (Mechanical Surface Detection)
- Electronics: DAE4 Sn1493; Calibrated: 2024/3/27
- Phantom: Twin SAM; Type: Twin SAM V5.0; Serial: TP:1412
- Measurement SW: DASY52, Version 52.10 (2); SEMCAD X Version 14.6.12 (7470)

Area Scan (7x20x1): Measurement grid: dx=10mm, dy=10mm
Maximum value of SAR (measured) = 0.138 W/kg

Zoom Scan (8x8x12) /Cube 0: Measurement grid: dx=4mm, dy=4mm, dz=2mm
Reference Value = 1.688 V/m; Power Drift = 0.04dB
Peak SAR (extrapolated) = 0.248 W/kg
SAR(1 g) = 0.057 W/kg; SAR(10 g) = 0.019 W/kg
Maximum value of SAR (measured) = 0.147 W/kg

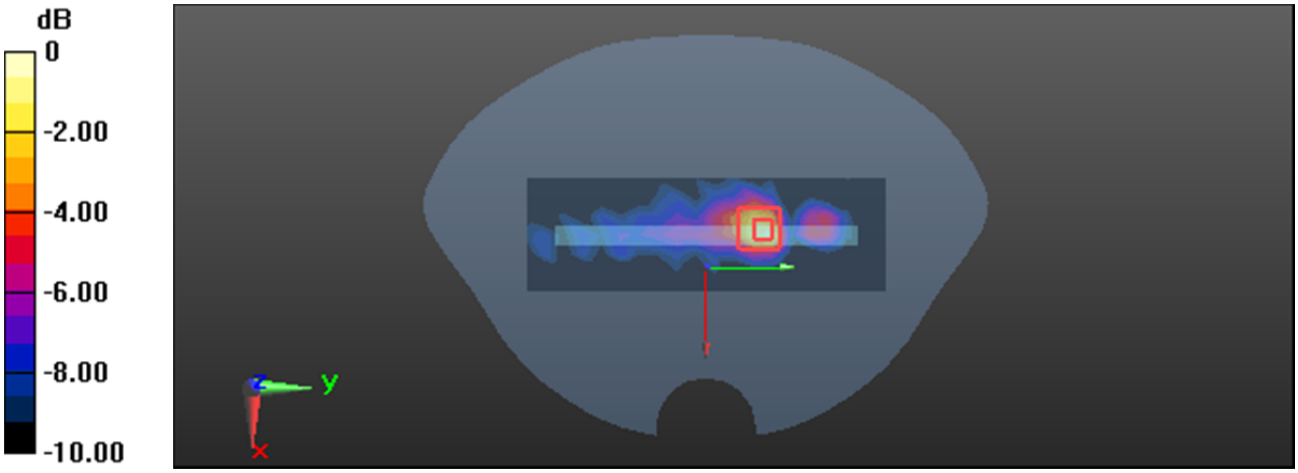

0 dB = 0.147 W/kg = -8.33 dBW/kg