中认信通
CHINA CERTIFICATION ICT CO., LTD (DONGGUAN)

ACCREDITED
TESTING LABORATORY
CERTIFICATE # 6356.01

TEST REPORT

Applicant: **TECNO MOBILE LIMITED**

Address: FLAT N 16/F BLOCK B UNIVERSAL INDUSTRIAL CENTRE 19-25 SHAN MEI STREET FOTAN NT HONGKONG

FCC ID: **2ADYY-CM7**

Product Name: **Mobile Phone**

Standard(s): **47 CFR Part 15, Subpart E(15.407)**
ANSI C63.10-2013
KDB 789033 D02 General U-NII Test Procedures New Rules v02r01

The above device has been tested and found compliant with the requirement of the relative standards by China Certification ICT Co., Ltd (Dongguan)

Report Number: **2403A43118E-RF-00D**

Date Of Issue: **2025/1/22**

Reviewed By: **Calvin Chen**
Title: RF Engineer

Approved By: **Sun Zhong**
Title: Manager

Test Laboratory: **China Certification ICT Co., Ltd (Dongguan)**
No. 113, Pingkang Road, Dalang Town, Dongguan, Guangdong, China

Tel: +86-769-83085888
www.ccttt.com.cn

Test Facility

The Test site used by China Certification ICT Co., Ltd (Dongguan) to collect test data is located on the No. 113, Pingkang Road, Dalang Town, Dongguan, Guangdong, China.

The lab has been recognized as the FCC accredited lab under the KDB 974614 D01 and is listed in the FCC Public Access Link (PAL) database, FCC Registration No. : 442868, the FCC Designation No. : CN1314.

Declarations

China Certification ICT Co., Ltd (Dongguan) is not responsible for the authenticity of any test data provided by the applicant. Data included from the applicant that may affect test results are marked with a triangle symbol "▲". Customer model name, addresses, names, trademarks etc. are not considered data.

Unless otherwise stated the results shown in this test report refer only to the sample(s) tested.

This report cannot be reproduced except in full, without prior written approval of the Company.

This report is valid only with a valid digital signature. The digital signature may be available only under the Adobe software above version 7.0.

This report may contain data that are not covered by the accreditation scope and shall be marked with an asterisk "★".

Each test item follows the test standard(s) without deviation.

CONTENTS

DOCUMENT REVISION HISTORY **5**
1. GENERAL INFORMATION **6**
1.1 PRODUCT DESCRIPTION FOR EQUIPMENT UNDER TEST (EUT) **6**
1.1.1 General 6
1.1.2 Operation Frequency Detail 7
1.1.3 Antenna Information Detail▲ 8
1.1.4 Accessory Information 8
1.2 DESCRIPTION OF TEST CONFIGURATION **9**
1.2.1 EUT Operation Condition: 9
1.2.2 Support Equipment List and Details 13
1.2.3 Support Cable List and Details 13
1.2.4 Block Diagram of Test Setup 13
1.3 MEASUREMENT UNCERTAINTY **14**
2. SUMMARY OF TEST RESULTS **15**
3. REQUIREMENTS AND TEST PROCEDURES **16**
3.1 AC LINE CONDUCTED EMISSIONS **16**
3.1.1 Applicable Standard 16
3.1.2 EUT Setup 17
3.1.3 EMI Test Receiver Setup 17
3.1.4 Test Procedure 18
3.1.5 Corrected Amplitude & Margin Calculation 18
3.2 RADIATION SPURIOUS EMISSIONS **19**
3.2.1 Applicable Standard 19
3.2.2 EUT Setup 20
3.2.3 EMI Test Receiver & Spectrum Analyzer Setup 21
3.2.4 Test Procedure 22
3.2.5 Corrected Amplitude & Margin Calculation 22
3.3 EMISSION BANDWIDTH **23**
3.3.1 Applicable Standard 23
3.3.2 EUT Setup 23
3.3.3 Test Procedure 23
3.4 MAXIMUM CONDUCTED OUTPUT POWER **25**
3.4.1 Applicable Standard 25
3.4.2 EUT Setup 25
3.4.3 Test Procedure 25
3.5 MAXIMUM POWER SPECTRAL DENSITY **26**
3.5.1 Applicable Standard 26
3.5.2 EUT Setup 26
3.5.3 Test Procedure 26
3.6 DUTY CYCLE **28**
3.6.1 EUT Setup 28
3.6.2 Test Procedure 28
3.7 ANTENNA REQUIREMENT **29**
3.7.1 Applicable Standard 29
3.7.2 Judgment 29
4. Test DATA AND RESULTS **30**

4.1 AC LINE CONDUCTED EMISSIONS 30

4.2 RADIATION SPURIOUS EMISSIONS 33

4.2.1 9 kHz – 1 GHz 33
4.2.2 1 GHz – 40 GHz: 42

4.3 MAXIMUM CONDUCTED OUTPUT POWER 375

4.4 OTHER RF CONDUCTED DATA 381

5. EUT PHOTOGRAPHS 382

6. TEST SETUP PHOTOGRAPHS 383

DOCUMENT REVISION HISTORY

Revision Number	Report Number	Description of Revision	Date of Revision
1.0	2403A43118E-RF-00D	Original Report	2025/1/22

1. GENERAL INFORMATION

1.1 Product Description for Equipment under Test (EUT)

1.1.1 General

EUT Name:	Mobile Phone
EUT Model:	CM7
Operation Frequency:	Band 1 : 5180-5240 MHz (802.11a/n ht20/ac vht20/ax hew20) 5190-5230 MHz(802.11n ht40/ac vht40/ax hew40) 5210 MHz(802.11ac vht80/ax hew80) Band 2 : 5260-5320 MHz (802.11a/n ht20/ac vht20/ax hew20) 5270-5310 MHz(802.11n ht40/ac vht40/ax hew40) 5290 MHz(802.11ac vht80/ax hew80) Band 3 : 5500-5720 MHz (802.11a/n ht20/ac vht20/ax hew20) 5510-5710 MHz(802.11n ht40/ac vht40/ax hew40) 5530-5690 MHz(802.11ac vht80/ax hew80) Band 4 : 5745-5825 MHz (802.11a/n ht20/ac vht20/ax hew20) 5755-5795 MHz(802.11n ht40/ac vht40/ax hew40) 5775 MHz(802.11ac vht80/ax hew80)
Maximum Average Conducted Output Power:	9.41 dBm (5150-5250 MHz), 9.73 dBm (5250-5350 MHz), 7.36 dBm (5470-5725 MHz), 8.36 dBm (5725-5850 MHz)
Modulation Type:	802.11a/n/ac: OFDM-BPSK, QPSK, 16QAM, 64QAM, 256QAM 802.11ax: OFDMA- BPSK, QPSK, 16QAM, 64QAM, 256QAM, 1024QAM
Rated Input Voltage:	DC 3.91V from battery or DC 5.0V/5-10.0V/11.0V from adapter
Serial Number:	CE&RE: 2VG2-1 RF: 2VG2-2
EUT Received Date:	2024/12/03
EUT Received Status:	Good

1.1.2 Operation Frequency Detail

For 802.11a/n ht20/ac vht20/ax hew20:

5150-5250MHz Band		5250-5350 MHz Band		5470-5725 MHz Band		5725-5850MHz Band	
Channel	**Frequency (MHz)**	**Channel**	**Frequency (MHz)**	**Channel**	**Frequency (MHz)**	**Channel**	**Frequency (MHz)**
36	5180	52	5260	100	5500	149	5745
40	5200	56	5280	104	5520	153	5765
44	5220	60	5300	108	5540	157	5785
48	5240	64	5320	112	5560	161	5805
/	/	/	/	116	5580	165	5825
/	/	/	/	120	5600	/	/
/	/	/	/	124	5620	/	/
/	/	/	/	128	5640	/	/
/	/	/	/	132	5660	/	/
/	/	/	/	136	5680	/	/
/	/	/	/	140	5700	/	/
/	/	/	/	144	5720	/	/

Per section 15.31(m), the below channels were performed the test as below:

Test Channel	Test Frequency (MHz)			
	5150-5250 MHz	**5250-5350 MHz**	**5470-5725 MHz**	**5725-5850 MHz**
Lowest	5180	5260	5500	5745
Middle	5200	5280	5580	5785
Highest	5240	5320	5700	5825
Additional	/	/	5720	/

For 802.11n ht40/ac vht40/ax hew40:

5150-5250MHz		5250-5350 MHz		5470-5725 MHz		5725-5850MHz	
Channel	**Frequency (MHz)**	**Channel**	**Frequency (MHz)**	**Channel**	**Frequency (MHz)**	**Channel**	**Frequency (MHz)**
38	5190	54	5270	102	5510	151	5755
46	5230	62	5310	110	5550	159	5795
/	/	/	/	118	5590	/	/
/	/	/	/	126	5630	/	/
/	/	/	/	134	5670	/	/
/	/	/	/	142	5710	/	/

Per section 15.31(m), the below channels were performed the test as below:

Test Channel	Test Frequency (MHz)			
	5150-5250 MHz	**5250-5350 MHz**	**5470-5725 MHz**	**5725-5850 MHz**
Lowest	5190	5270	5510	5755
Middle	/	/	5550	/
Highest	5230	5310	5670	5795
Additional	/	/	5710	/

For 802.11ac vht80/ax hew80:

5150-5250MHz		5250-5350 MHz		5470-5725 MHz		5725-5850MHz	
Channel	**Frequency (MHz)**	**Channel**	**Frequency (MHz)**	**Channel**	**Frequency (MHz)**	**Channel**	**Frequency (MHz)**
42	5210	58	5290	106	5530	155	5775
/	/	/	/	122	5610	/	/
/	/	/	/	138	5690	/	/

Per section 15.31(m), the below channels were performed the test as below:

Test Channel	Test Frequency (MHz)			
	5150-5250 MHz	**5250-5350 MHz**	**5470-5725 MHz**	**5725-5850 MHz**
Lowest	/	/	5530	/
Middle	5210	5290	5610	5775
Highest	/	/	/	/
Additional	/	/	5690	/

Note: Additional channels cross the band 5470-5725MHz and 5725-5850 MHz, Conducted output power/ Power Spectral Density/bandwidth test with the additional channel to compliance with stricter limit of the two bands(5470-5725MHz more stricter).

1.1.3 Antenna Information Detail▲

Antenna	Antenna Type	input impedance (Ohm)	Frequency Range	Antenna Gain (dBi)
ANT0(Chain0)	IFA	50	5.15~5.85GHz	-3.08

The Method of §15.203 Compliance:

☒ Antenna was permanently attached to the unit.

☐ Antenna uses a unique type of connector to attach to the EUT.

☐ Unit was professionally installed, and installer shall be responsible for verifying that the correct antenna is employed with the unit.

1.1.4 Accessory Information

Accessory Description	Manufacturer	Model
Adapter	TECNO	U450TSB

1.2 Description of Test Configuration

1.2.1 EUT Operation Condition:

EUT Operation Mode:	The system was configured for testing in Engineering Mode, which was provided by the manufacturer.
Equipment Modifications:	No
EUT Exercise Software:	Engineer Mode

The software was provided by manufacturer. The maximum power was configured as below, that was provided by the manufacturer▲:

5150-5250 MHz Band:

Test Modes	Test Channels	Test Frequency (MHz)	Data rate	RU Config.	Power Level Setting
802.11a	Lowest	5180	6Mbps	/	**13**
	Middle	5200	6Mbps	/	**13**
	Highest	5240	6Mbps	/	**13**
802.11n ht20	Lowest	5180	MCS0	/	**13**
	Middle	5200	MCS0	/	**13**
	Highest	5240	MCS0	/	**13**
802.11n ht40	Lowest	5190	MCS0	/	**13**
	Highest	5230	MCS0	/	**13**
802.11ac vht80	Middle	5210	MCS0	/	**13**
802.11ax hew20	Lowest	5180	MCS0	26/0	**13**
				52/37	**13**
				106/53	**13**
				Full	**13**
	Middle	5200	MCS0	26/0	**13**
				52/37	**13**
				106/53	**13**
				Full	**13**
	Highest	5240	MCS0	26/8	**13**
				52/40	**13**
				106/54	**13**
				Full	**13**
802.11ax hew40	Lowest	5190	MCS0	26/0	**13**
				52/37	**13**
				106/53	**13**
				242/61	**13**
				Full	**13**
	Highest	5230	MCS0	26/17	**13**
				52/44	**13**
				106/56	**13**
				242/62	**13**
				Full	**13**
802.11ax hew80	Middle	5210	MCS0	26/0	**13**
				52/37	**13**
				106/53	**13**
				242/61	**13**
				484/65	**13**
				Full	**13**

5250-5350 MHz Band:					
Test Modes	**Test Channels**	**Test Frequency (MHz)**	**Data rate**	**RU Config.**	**Power Level Setting**
802.11a	Lowest	5260	6Mbps	/	**13**
	Middle	5280	6Mbps	/	**13**
	Highest	5320	6Mbps	/	**13**
802.11n ht20	Lowest	5260	MCS0	/	**13**
	Middle	5280	MCS0	/	**13**
	Highest	5320	MCS0	/	**13**
802.11n ht40	Lowest	5270	MCS0	/	**13**
	Highest	5310	MCS0	/	**13**
802.11ac vht80	Middle	5290	MCS0	/	**13**
802.11ax hew20	Lowest	5260	MCS0	26/0	**13**
				52/37	**13**
				106/53	**13**
				Full	**13**
	Middle	5280	MCS0	26/0	**13**
				52/37	**13**
				106/53	**13**
				Full	**13**
	Highest	5320	MCS0	26/8	**13**
				52/40	**13**
				106/54	**13**
				Full	**13**
802.11ax hew40	Lowest	5270	MCS0	26/0	**13**
				52/37	**13**
				106/53	**13**
				242/61	**13**
				Full	**13**
	Highest	5310	MCS0	26/17	**13**
				52/44	**13**
				106/56	**13**
				242/62	**13**
				Full	**13**
802.11ax hew80	Middle	5290	MCS0	26/0	**13**
				52/37	**13**
				106/53	**13**
				242/61	**13**
				484/65	**13**
				Full	**13**
5470-5725 MHz Band:					
Test Modes	**Test Channels**	**Test Frequency (MHz)**	**Data rate**	**RU Config.**	**Power Level Setting**
802.11a	Lowest	5500	6Mbps	/	**10**
	Middle	5580	6Mbps	/	**10**
	Highest	5700	6Mbps	/	**10**
	Cross	5720	6Mbps	/	**10**
802.11n ht20	Lowest	5500	MCS0	/	**10**
	Middle	5580	MCS0	/	**10**
	Highest	5700	MCS0	/	**10**
	Cross	5720	MCS0	/	**10**
802.11n ht40	Lowest	5510	MCS0	/	**10**
	Middle	5550	MCS0	/	**10**
	Highest	5670	MCS0	/	**10**
	Cross	5710	MCS0	/	**10**
802.11ac vht80	Lowest	5530	MCS0	/	**10**
	Highest	5610	MCS0	/	**10**

	Cross	5690	MCS0	/	**10**
802.11ax hew20	Lowest	5500	MCS0	26/0	**10**
				52/37	**10**
				106/53	**10**
				Full	**10**
	Middle	5580	MCS0	26/0	**10**
				52/37	**10**
				106/53	**10**
				Full	**10**
	Highest	5700	MCS0	26/8	**10**
				52/40	**10**
				106/54	**10**
				Full	**10**
	Cross	5720	MCS0	26/8	**10**
				52/40	**10**
				106/54	**10**
				Full	**10**
802.11ax hew40	Lowest	5510	MCS0	26/0	**10**
				52/37	**10**
				106/53	**10**
				242/61	**10**
				Full	**10**
	Middle	5550	MCS0	26/0	**10**
				52/37	**10**
				106/53	**10**
				242/61	**10**
				Full	**10**
	Highest	5670	MCS0	26/17	**10**
				52/44	**10**
				106/56	**10**
				242/62	**10**
				Full	**10**
	Cross	5710	MCS0	26/17	**10**
				52/44	**10**
				106/56	**10**
				242/62	**10**
				Full	**10**
802.11ax hew80	Lowest	5530	MCS0	26/0	**10**
				52/37	**10**
				106/53	**10**
				242/61	**10**
				484/65	**10**
				Full	**10**
	Middle	5610	MCS0	26/0	**10**
				52/37	**10**
				106/53	**10**
				242/61	**10**
				484/65	**10**
				Full	**10**
	Cross	5690	MCS0	26/36	**10**
				52/52	**10**
				106/60	**10**
				242/64	**10**
				484/66	**10**
				Full	**10**

5725-5850 MHz Band:					
Test Modes	**Test Channels**	**Test Frequency (MHz)**	**Data rate**	**RU Config.**	**Power Level Setting**
802.11a	Lowest	5745	6Mbps	/	**11**
	Middle	5785	6Mbps	/	**11**
	Highest	5825	6Mbps	/	**11**
802.11n ht20	Lowest	5745	MCS0	/	**11**
	Middle	5785	MCS0	/	**11**
	Highest	5825	MCS0	/	**11**
802.11n ht40	Lowest	5755	MCS0	/	**11**
	Highest	5795	MCS0	/	**11**
802.11ac vht80	Middle	5775	MCS0	/	**11**
802.11ax hew20	Lowest	5745	MCS0	26/0	**11**
				52/37	**11**
				106/53	**11**
				Full	**11**
	Middle	5785	MCS0	26/0	**11**
				52/37	**11**
				106/53	**11**
				Full	**11**
	Highest	5825	MCS0	26/8	**11**
				52/40	**11**
				106/54	**11**
				Full	**11**
802.11ax hew40	Lowest	5755	MCS0	26/0	**11**
				52/37	**11**
				106/53	**11**
				242/61	**11**
				Full	**11**
	Highest	5795	MCS0	26/17	**11**
				52/44	**11**
				106/56	**11**
				242/62	**11**
				Full	**11**
802.11ax hew80	Middle	5775	MCS0	26/0	**11**
				52/37	**11**
				106/53	**11**
				242/61	**11**
				484/65	**11**
				Full	**11**

Note:
1.The system support 802.11a/n ht20/n ht40/ac vht20/vht40/vht80/ax hew20/hew40/hew80, the vht20/vht40 were reduced since the identical parameters with 802.11n ht20 and ht40.
2.The above are the worst-case data rates, which are determined for each mode based upon investigations by measuring the average power and PSD across all data rates, bandwidths, and modulations.

1.2.2 Support Equipment List and Details

Manufacturer	Description	Model	Serial Number
TECNO	Adapter	U450TSB	KX07019304A21

1.2.3 Support Cable List and Details

Cable Description	Shielding Type	Ferrite Core	Length (m)	From Port	To
USB Cable	No	No	1	Adapter	EUT

1.2.4 Block Diagram of Test Setup

AC line conducted emissions:

Spurious Emissions:

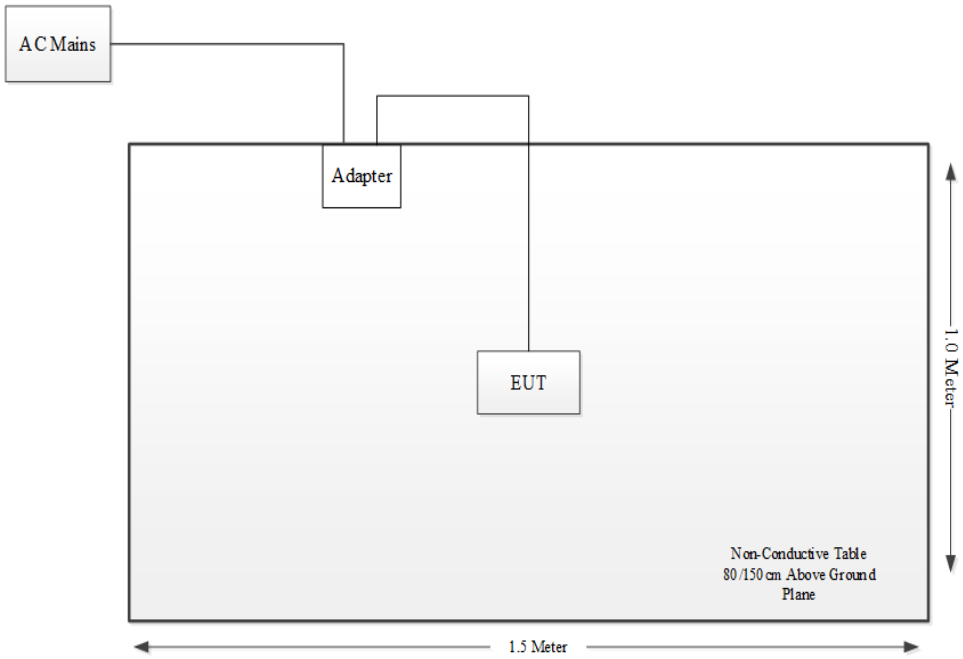

1.3 Measurement Uncertainty

Otherwise required by the applicant or Product Regulations, Decision Rule in this report did not consider the uncertainty. The extended uncertainty given in this report is obtained by combining the standard uncertainty times the coverage factor K with the 95% confidence interval.

Parameter	Measurement Uncertainty
Occupied Channel Bandwidth	±5 %
RF output power, conducted	±0.61dB
Power Spectral Density, conducted	±0.61 dB
Unwanted Emissions, radiated	9k~30MHz: 4.12dB, 30M~200MHz: 4.15 dB, 200M~1GHz: 5.61 dB, 1G~6GHz: 5.14 dB, 6G~18GHz: 5.93 dB, 18G~26.5G: 5.47 dB, 26.5G~40G: 5.63 dB
Unwanted Emissions, conducted	±1.26 dB
Temperature	±1℃
Humidity	±5%
DC and low frequency voltages	±0.4%
Duty Cycle	1%
AC Power Lines Conducted Emission	2.8 dB (150 kHz to 30 MHz)

2. SUMMARY OF TEST RESULTS

FCC Rules	Description of Test	Result
FCC §15.203	Antenna Requirement	PASS
FCC §15.207(a)	AC Line Conducted Emissions	PASS
FCC §15.407(b)	Undesirable Emission& Restricted Bands	PASS
FCC§15.407(a) (e)	Emission Bandwidth	PASS
FCC§15.407(a) (e)	99% Occupied Bandwidth	PASS
FCC§15.407 (a)	Maximum Conducted Output Power	PASS
FCC§15.407 (a)	Power Spectral Density	PASS
C63.10 §11.6	Duty Cycle	PASS

3. REQUIREMENTS AND TEST PROCEDURES

3.1 AC Line Conducted Emissions

3.1.1 Applicable Standard

FCC §15.207(a).

(a) Except as shown in paragraphs (b) and (c) of this section, for an intentional radiator that is designed to be connected to the public utility (AC) power line, the radio frequency voltage that is conducted back onto the AC power line on any frequency or frequencies, within the band 150 kHz to 30 MHz, shall not exceed the limits in the following table, as measured using a 50 µH/50 ohms line impedance stabilization network (LISN). Compliance with the provisions of this paragraph shall be based on the measurement of the radio frequency voltage between each power line and ground at the power terminal. The lower limit applies at the boundary between the frequency ranges.

	Conducted limit (dBµV)	
Frequency of emission (MHz)	Quasi-peak	Average
0.15-0.5	66 to 56*	56 to 46*
0.5-5	56	46
5-30	60	50

*Decreases with the logarithm of the frequency.

(b) The limit shown in paragraph (a) of this section shall not apply to carrier current systems operating as intentional radiators on frequencies below 30 MHz. In lieu thereof, these carrier current systems shall be subject to the following standards:

(1) For carrier current system containing their fundamental emission within the frequency band 535-1705 kHz and intended to be received using a standard AM broadcast receiver: no limit on conducted emissions.

(2) For all other carrier current systems: 1000 µV within the frequency band 535-1705 kHz, as measured using a 50 µH/50 ohms LISN.

(3) Carrier current systems operating below 30 MHz are also subject to the radiated emission limits in §15.205, §15.209, §15.221, §15.223, or §15.227, as appropriate.

(c) Measurements to demonstrate compliance with the conducted limits are not required for devices which only employ battery power for operation and which do not operate from the AC power lines or contain provisions for operation while connected to the AC power lines. Devices that include, or make provisions for, the use of battery chargers which permit operating while charging, AC adapters or battery eliminators or that connect to the AC power lines indirectly, obtainig their power through another device which is connected to the AC power lines, shall be tested to demonstrate compliance with the conducted limits.

3.1.2 EUT Setup

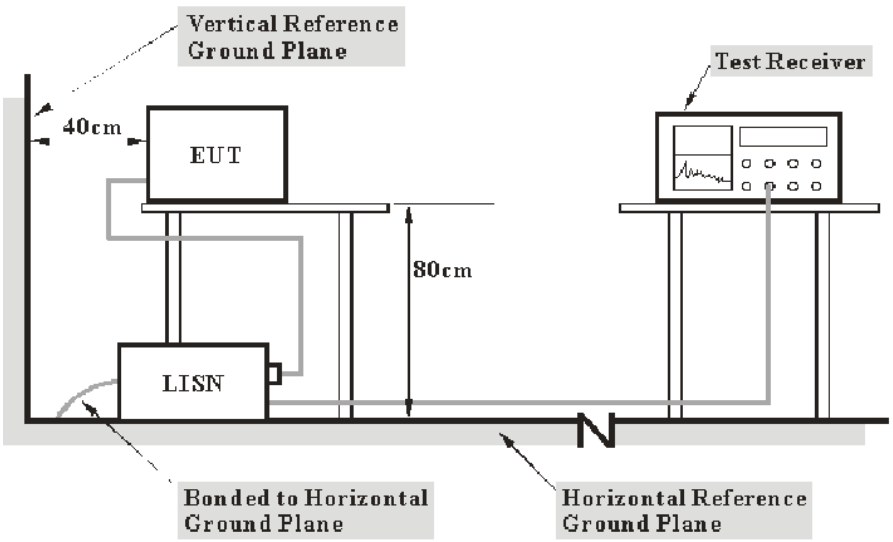

Note: 1. Support units were connected to second LISN.
2. Both of LISNs (AMN) 80 cm from EUT and at the least 80 cm from other units and other metal planes support units.

The setup of EUT is according with per ANSI C63.10-2013 measurement procedure. The specification used was with the FCC Part 15.207 limits.

The spacing between the peripherals was 10 cm.

The adapter or EUT was connected to the main LISN with a 120 V/60 Hz AC power source.

3.1.3 EMI Test Receiver Setup

The EMI test receiver was set to investigate the spectrum from 150 kHz to 30 MHz.

During the conducted emission test, the EMI test receiver was set with the following configurations:

Frequency Range	IF B/W
150 kHz – 30 MHz	9 kHz

3.1.4 Test Procedure

The frequency and amplitude of the six highest ac power-line conducted emissions relative to the limit, measured over all the current-carrying conductors of the EUT power cords, and the operating frequency or frequency to which the EUT is tuned (if appropriate), should be reported, unless such emissions are more than 20 dB below the limit. AC power-line conducted emissions measurements are to be separately carried out only on each of the phase ("hot") line(s) and (if used) on the neutral line(s), but not on the ground [protective earth] line(s). If less than six emission frequencies are within 20 dB of the limit, then the noise level of the measuring instrument at representative frequencies should be reported. The specific conductor of the power-line cord for each of the reported emissions should be identified. Measure the six highest emissions with respect to the limit on each current-carrying conductor of each power cord associated with the EUT (but not the power cords of associated or peripheral equipment that are part of the test configuration). Then, report the six highest emissions with respect to the limit from among all the measurements identifying the frequency and specific current-carrying conductor identified with the emission. The six highest emissions should be reported for each of the current-carrying conductors, or the six highest emissions may be reported over all the current-carrying conductors.

3.1.5 Corrected Amplitude & Margin Calculation

The basic equation is as follows:

Result = Reading + Factor
Factor = attenuation caused by cable loss + voltage division factor of AMN

The "**Margin**" column of the following data tables indicates the degree of compliance within the applicable limit. The equation for margin calculation is as follows:

Margin = Limit – Result

3.2 Radiation Spurious Emissions

3.2.1 Applicable Standard

FCC §15.407 (b);

Undesirable emission limits. Except as shown in paragraph (b)(7) of this section, the maximum emissions outside of the frequency bands of operation shall be attenuated in accordance with the following limits:
(1) For transmitters operating in the 5.15-5.25 GHz band: All emissions outside of the 5.15-5.35 GHz band shall not exceed an e.i.r.p. of −27 dBm/MHz.
(2) For transmitters operating in the 5.25-5.35 GHz band: All emissions outside of the 5.15-5.35 GHz band shall not exceed an e.i.r.p. of −27 dBm/MHz.
(3) For transmitters operating in the 5.47-5.725 GHz band: All emissions outside of the 5.47-5.725 GHz band shall not exceed an e.i.r.p. of −27 dBm/MHz.
(4) For transmitters operating solely in the 5.725-5.850 GHz band:
(i) All emissions shall be limited to a level of −27 dBm/MHz at 75 MHz or more above or below the band edge increasing linearly to 10 dBm/MHz at 25 MHz above or below the band edge, and from 25 MHz above or below the band edge increasing linearly to a level of 15.6 dBm/MHz at 5 MHz above or below the band edge, and from 5 MHz above or below the band edge increasing linearly to a level of 27 dBm/MHz at the band edge.
(ii) Devices certified before March 2, 2017 with antenna gain greater than 10 dBi may demonstrate compliance with the emission limits in § 15.247(d), but manufacturing, marketing and importing of devices certified under this alternative must cease by March 2, 2018. Devices certified before March 2, 2018 with antenna gain of 10 dBi or less may demonstrate compliance with the emission limits in § 15.247(d), but manufacturing, marketing and importing of devices certified under this alternative must cease before March 2, 2020.
(8) The emission measurements shall be performed using a minimum resolution bandwidth of 1 MHz. A lower resolution bandwidth may be employed near the band edge, when necessary, provided the measured energy is integrated to show the total power over 1 MHz.
(9) Unwanted emissions below 1 GHz must comply with the general field strength limits set forth in § 15.209. Further, any U-NII devices using an AC power line are required to comply also with the conducted limits set forth in § 15.207.
(10) The provisions of § 15.205 apply to intentional radiators operating under this section.
(11) When measuring the emission limits, the nominal carrier frequency shall be adjusted as close to the upper and lower frequency band edges as the design of the equipment permits.
(c) The device shall automatically discontinue transmission in case of either absence of information to transmit or operational failure. These provisions are not intended to preclude the transmission of control or signaling information or the use of repetitive codes used by certain digital technologies to complete frame or burst intervals. Applicants shall include in their application for equipment authorization a description of how this requirement is met.

3.2.2 EUT Setup

9kHz - 30MHz:

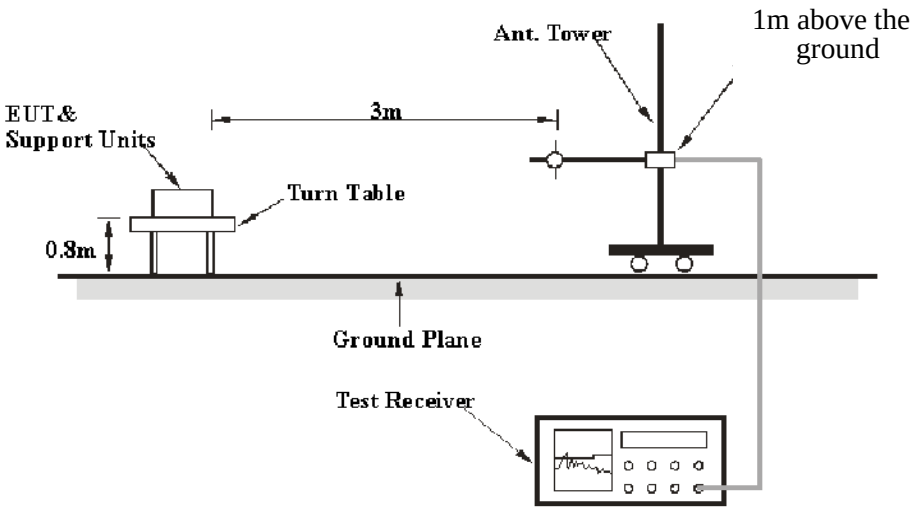

30MHz - 1GHz:

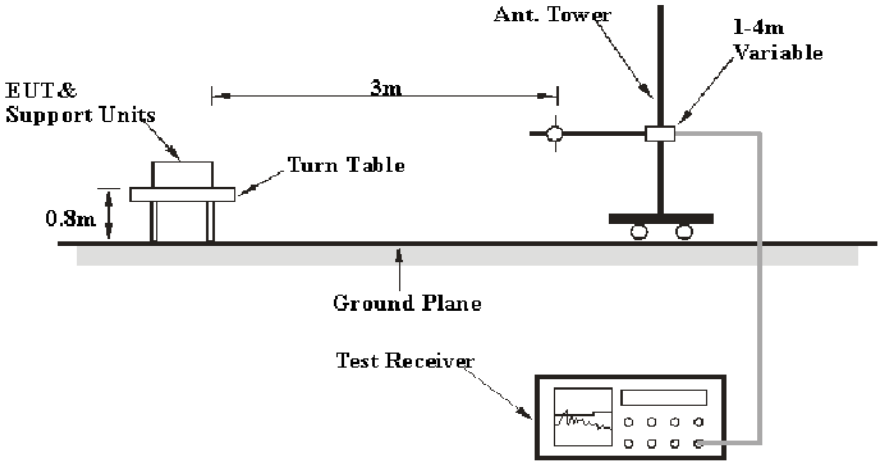

1GHz – 26.5GHz:

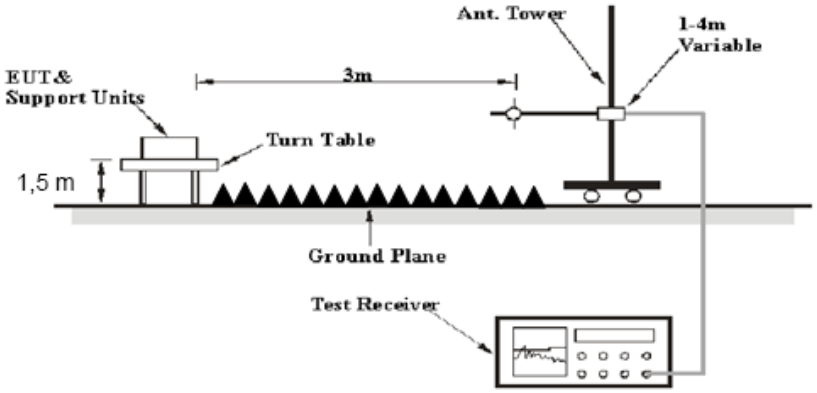

26.5GHz - 40 GHz:

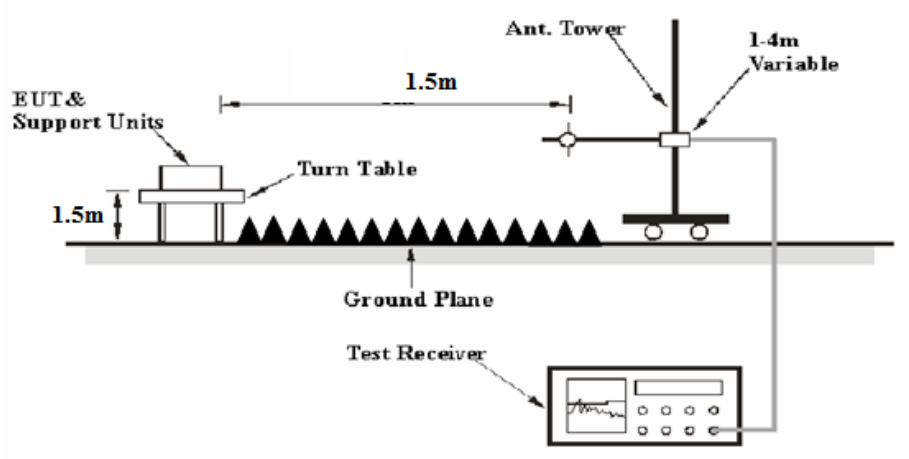

The radiated emission tests were performed in the 3 meters chamber test site, using the setup accordance with the ANSI C63.10-2013. The specification used was FCC 15.209, FCC 15.407 limits.

The external I/O cables were draped along the test table and formed a bundle 30 to 40 cm long in the middle.

The spacing between the peripherals was 10 cm.

For 9kHz-30MHz test, the lowest height of the magnetic antenna shall be 1 m above the ground and three antenna orientations (parallel, perpendicular, and ground-parallel) shall be measured.

3.2.3 EMI Test Receiver & Spectrum Analyzer Setup

The system was investigated from 9 kHz to 40 GHz.

During the radiated emission test, the EMI test receiver & Spectrum Analyzer Setup were set with the following configurations:

Frequency Range	RBW	Video B/W	IF B/W	Detector	Measurement
9 kHz – 150 kHz	300 Hz	1 kHz	/	Peak	PK
	/	/	200 Hz	Quasi Peak/ Average	QP/AV
150 kHz – 30 MHz	10 kHz	30 kHz	/	Peak	PK
	/	/	9 kHz	Quasi Peak/ Average	QP/AV
30MHz – 1000 MHz	120 kHz	300 kHz	/	Peak	PK
	/	/	120kHz	Quasi Peak	QP

1GHz- 40GHz:
Pre-scan:

Measurement	Duty cycle	RBW	Video B/W	Detector
PK	Any	1MHz	3 MHz	Peak
Ave.	>98%	1MHz	5 kHz	Peak
	<98%	1MHz	≥1/T, not less than 5 kHz	Peak

Note: T is minimum transmission duration

Final measurement for emission identified during the pre-scan:

Measurement	Duty cycle	RBW	Video B/W	Detector
PK	Any	1MHz	3 MHz	Peak
Ave.	>98%	1MHz	10 Hz	Peak
	<98%	1MHz	≥1/T	Peak

Note: T is minimum transmission duration

If the maximized peak measured value complies with under the QP/Average limit more than 6dB, then it is unnecessary to perform an QP/Average measurement.

3.2.4 Test Procedure

During the radiated emission test, the adapter was connected to the first AC floor outlet.

Data was recorded in Quasi-peak detection mode for frequency range of 9 kHz-1 GHz except 9–90 kHz, 110–490 kHz, employing an average detector, peak and Average detection modes for frequencies above 1 GHz.

According to KDB 789033 D02 General UNII Test Procedures New Rules v02r01, emission shall be computed as: E [dBμV/m] = EIRP[dBm] + 95.2, for d = 3 meters.

According to C63.10, the above 1G test result shall be extrapolated to the specified distance using an extrapolation Factor of 20dB/decade from 3m to 1.5m
Distance extrapolation Factor =20 log (specific distance [3m]/test distance [1.5m]) dB= 6.02 dB

All emissions under the average limit and under the noise floor have not recorded in the report.

3.2.5 Corrected Amplitude & Margin Calculation

The basic equation is as follows:

Result = Reading + Factor

For 9kHz-26.5GHz:
Factor = Antenna Factor + Cable Loss- Amplifier Gain

For 26.5GHz-40GHz:
Factor = Antenna Factor + Cable Loss- Amplifier Gain -Distance extrapolation Factor

The "**Margin**" column of the following data tables indicates the degree of compliance within the applicable limit. The equation for margin calculation is as follows:

Margin = Limit – Result

3.3 Emission Bandwidth

3.3.1 Applicable Standard

FCC §15.407 (a), (h)
(h)(2) Radar Detection Function of Dynamic Frequency Selection (DFS). U-NII devices operating with any part of its 26 dB emission bandwidth in the 5.25-5.35 GHz and 5.47-5.725 GHz bands shall employ a DFS radar detection mechanism to detect the presence of radar systems and to avoid co-channel operation with radar systems.

FCC §15.407 (e)
Within the 5.725-5.850 GHz and 5.850-5.895 GHz bands, the minimum 6 dB bandwidth of U-NII devices shall be at least 500 kHz.

3.3.2 EUT Setup

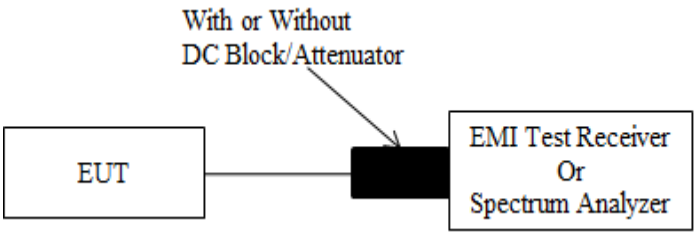

3.3.3 Test Procedure

26dB Emission Bandwidth:

According to ANSI C63.10-2013 Section 12.4.1

a) Set RBW = approximately 1% of the emission bandwidth.
b) Set the VBW > RBW.
c) Detector = peak.
d) Trace mode = max hold
e) Measure the maximum width of the emission that is 26 dB down from the peak of the emission. Compare this with the RBW setting of the instrument. Readjust RBW and repeat measurement as needed until the RBW/EBW ratio is approximately 1%.

6 dB emission bandwidth:

According to KDB 789033 D02 General UNII Test Procedures New Rules v02r01

a) Set RBW = 100 kHz.
b) Set the video bandwidth (VBW) ≥ 3 RBW.
c) Detector = Peak.
d) Trace mode = max hold.
e) Sweep = auto couple.
f) Allow the trace to stabilize.
g) Measure the maximum width of the emission that is constrained by the frequencies associated with the two outermost amplitude points (upper and lower frequencies) that are attenuated by 6 dB relative to the maximum level measured in the fundamental emission.

Note: The automatic bandwidth measurement capability of a spectrum analyzer or EMI receiver may be employed if it implements the functionality described in this section. For devices that use channel aggregation refer to III.A and III.C for determining emission bandwidth.

99% Occupied Bandwidth:

According to ANSI C63.10-2013 Section 12.4.2&6.9.3

The occupied bandwidth is the frequency bandwidth such that, below its lower and above its upper frequency limits, the mean powers are each equal to 0.5% of the total mean power of the given emission. The following procedure shall be used for measuring 99% power bandwidth:
a) The instrument center frequency is set to the nominal EUT channel center frequency. The frequency span for the spectrum analyzer shall be between 1.5 times and 5.0 times the OBW.
b) The nominal IF filter bandwidth (3 dB RBW) shall be in the range of 1% to 5% of the OBW, and VBW shall be approximately three times the RBW, unless otherwise specified by the applicable requirement.
c) Set the reference level of the instrument as required, keeping the signal from exceeding the maximum input mixer level for linear operation. In general, the peak of the spectral envelope shall be more than [10 log (OBW/RBW)] below the reference level. Specific guidance is given in 4.1.5.2.
d) Step a) through step c) might require iteration to adjust within the specified range.
e) Video averaging is not permitted. Where practical, a sample detection and single sweep mode shall be used. Otherwise, peak detection and max hold mode (until the trace stabilizes) shall be used.
f) Use the 99% power bandwidth function of the instrument (if available) and report the measured bandwidth.
g) If the instrument does not have a 99% power bandwidth function, then the trace data points are recovered and directly summed in linear power terms. The recovered amplitude data points, beginning at the lowest frequency, are placed in a running sum until 0.5% of the total is reached; that frequency is recorded as the lower frequency. The process is repeated until 99.5% of the total is reached; that frequency is recorded as the upper frequency. The 99% power bandwidth is the difference between these two frequencies.
h) The occupied bandwidth shall be reported by providing plot(s) of the measuring instrument display; the plot axes and the scale units per division shall be clearly labeled. Tabular data may be reported in addition to the plot(s).

3.4 Maximum Conducted Output Power

3.4.1 Applicable Standard

FCC §15.407(a) (1)(iv)
For client devices in the 5.15-5.25 GHz band, the maximum conducted output power over the frequency band of operation shall not exceed 250 mW provided the maximum antenna gain does not exceed 6 dBi. In addition, the maximum power spectral density shall not exceed 11 dBm in any 1 megahertz band. If transmitting antennas of directional gain greater than 6 dBi are used, both the maximum conducted output power and the maximum power spectral density shall be reduced by the amount in dB that the directional gain of the antenna exceeds 6 dBi.

FCC §15.407(a) (2)
For the 5.25-5.35 GHz and 5.47-5.725 GHz bands, the maximum conducted output power over the frequency bands of operation shall not exceed the lesser of 250 mW or 11 dBm + 10 log B, where B is the 26 dB emission bandwidth in megahertz. In addition, the maximum power spectral density shall not exceed 11 dBm in any 1 megahertz band. If transmitting antennas of directional gain greater than 6 dBi are used, both the maximum conducted output power and the maximum power spectral density shall be reduced by the amount in dB that the directional gain of the antenna exceeds 6 dBi.

FCC §15.407(a) (3)(i)
For the band 5.725-5.850 GHz, the maximum conducted output power over the frequency band of operation shall not exceed 1 W. In addition, the maximum power spectral density shall not exceed 30 dBm in any 500-kHz band. If transmitting antennas of directional gain greater than 6 dBi are used, both the maximum conducted output power and the maximum power spectral density shall be reduced by the amount in dB that the directional gain of the antenna exceeds 6 dBi. However, fixed point-to-point U-NII devices operating in this band may employ transmitting antennas with directional gain greater than 6 dBi without any corresponding reduction in transmitter conducted power. Fixed, point-to-point operations exclude the use of point-to-multipoint systems, omnidirectional applications, and multiple collocated transmitters transmitting the same information. The operator of the U-NII device, or if the equipment is professionally installed, the installer, is responsible for ensuring that systems employing high gain directional antennas are used exclusively for fixed, point-to-point operations.

3.4.2 EUT Setup

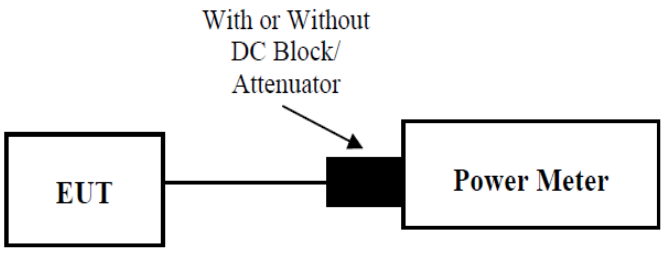

3.4.3 Test Procedure

According to ANSI C63.10-2013 Section 12.3.3.1
Method PM-G is measurement using a gated RF average power meter.
Measurements may be performed using a wideband gated RF power meter provided that the gate parameters are adjusted such that the power is measured only when the EUT is transmitting at its maximum power control level. Because the measurement is made only during the ON time of the transmitter, no duty cycle correction factor is required.

3.5 Maximum Power Spectral Density

3.5.1 Applicable Standard

FCC §15.407(a) (1)(iv)
For client devices in the 5.15-5.25 GHz band, the maximum conducted output power over the frequency band of operation shall not exceed 250 mW provided the maximum antenna gain does not exceed 6 dBi. In addition, the maximum power spectral density shall not exceed 11 dBm in any 1 megahertz band. If transmitting antennas of directional gain greater than 6 dBi are used, both the maximum conducted output power and the maximum power spectral density shall be reduced by the amount in dB that the directional gain of the antenna exceeds 6 dBi.

FCC §15.407(a) (2)
For the 5.25-5.35 GHz and 5.47-5.725 GHz bands, the maximum conducted output power over the frequency bands of operation shall not exceed the lesser of 250 mW or 11 dBm + 10 log B, where B is the 26 dB emission bandwidth in megahertz. In addition, the maximum power spectral density shall not exceed 11 dBm in any 1 megahertz band. If transmitting antennas of directional gain greater than 6 dBi are used, both the maximum conducted output power and the maximum power spectral density shall be reduced by the amount in dB that the directional gain of the antenna exceeds 6 dBi.

FCC §15.407(a) (3)(i)
For the band 5.725-5.850 GHz, the maximum conducted output power over the frequency band of operation shall not exceed 1 W. In addition, the maximum power spectral density shall not exceed 30 dBm in any 500-kHz band. If transmitting antennas of directional gain greater than 6 dBi are used, both the maximum conducted output power and the maximum power spectral density shall be reduced by the amount in dB that the directional gain of the antenna exceeds 6 dBi. However, fixed point-to-point U-NII devices operating in this band may employ transmitting antennas with directional gain greater than 6 dBi without any corresponding reduction in transmitter conducted power. Fixed, point-to-point operations exclude the use of point-to-multipoint systems, omnidirectional applications, and multiple collocated transmitters transmitting the same information. The operator of the U-NII device, or if the equipment is professionally installed, the installer, is responsible for ensuring that systems employing high gain directional antennas are used exclusively for fixed, point-to-point operations.

3.5.2 EUT Setup

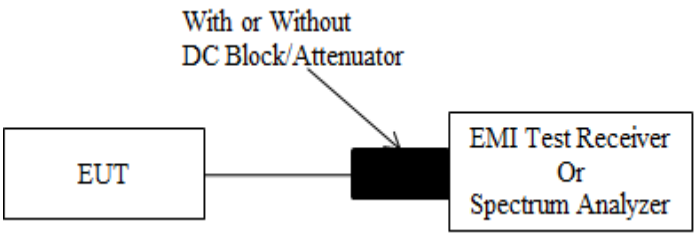

3.5.3 Test Procedure

According to KDB 789033 D02 General UNII Test Procedures New Rules v02r01

Duty cycle ⩾98%

KDB 789033 D02 General UNII Test Procedures New Rules v02r01 Method SA-1 should be applied.

Duty cycle <98%, duty cycle variations are less than ±2%

KDB 789033 D02 General UNII Test Procedures New Rules v02r01 Method SA-2 should be applied.

Duty cycle <98%, duty cycle variations exceed ±2%

KDB 789033 D02 General UNII Test Procedures New Rules v02r01 Method SA-3 should be applied.

3.6 Duty Cycle

3.6.1 EUT Setup

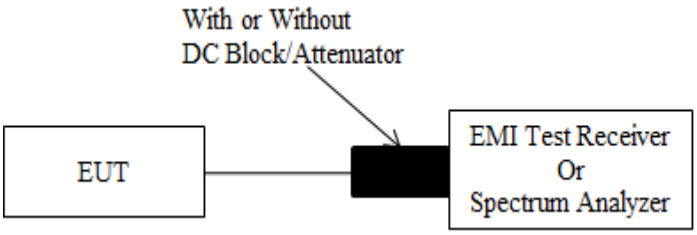

3.6.2 Test Procedure

According to ANSI C63.10-2013 Section 12.2

The zero-span mode on a spectrum analyzer or EMI receiver if the response time and spacing between bins on the sweep are sufficient to permit accurate measurements of the ON and OFF times of the transmitted signal:
1) Set the center frequency of the instrument to the center frequency of the transmission.
2) Set RBW ≥ OBW if possible; otherwise, set RBW to the largest available value.
3) Set VBW ≥ RBW. Set detector = peak or average.
4) The zero-span measurement method shall not be used unless both RBW and VBW are > 50/T and the number of sweep points across duration T exceeds 100. (For example, if VBW and/or RBW are limited to 3 MHz, then the zero-span method of measuring the duty cycle shall not be used if T ≤ 16.7 μs.)

3.7 Antenna Requirement

3.7.1 Applicable Standard

FCC §15.203

An intentional radiator shall be designed to ensure that no antenna other than that furnished by the responsible party shall be used with the device. The use of a permanently attached antenna or of an antenna that uses a unique coupling to the intentional radiator shall be considered sufficient to comply with the provisions of this section. The manufacturer may design the unit so that a broken antenna can be replaced by the user, but the use of a standard antenna jack or electrical connector is prohibited. This requirement does not apply to carrier current devices or to devices operated under the provisions of §§15.211, 15.213, 15.217, 15.219, 15.221, or §15.236. Further, this requirement does not apply to intentional radiators that must be professionally installed, such as perimeter protection systems and some field disturbance sensors, or to other intentional radiators which, in accordance with §15.31(d), must be measured at the installation site. However, the installer shall be responsible for ensuring that the proper antenna is employed so that the limits in this part are not exceeded.

3.7.2 Judgment

Result: Compliant. Please refer to the Antenna Information detail in Section 1.

4. Test DATA AND RESULTS

4.1 AC Line Conducted Emissions

Sample Number:	2VG2-1	Test Date:	2024/12/25
Test Site:	CE	Test Mode:	Transmitting (maximum output power mode, 802.11a 5320MHz)
Tester:	David Huang	Test Result:	Pass

Environmental Conditions:

Temperature: (℃)	22.5	Relative Humidity: (%)	27	ATM Pressure: (kPa)	101.5

Test Equipment List and Details:

Manufacturer	Description	Model	Serial Number	Calibration Date	Calibration Due Date
R&S	LISN	ENV216	101132	2024/4/1	2025/3/31
R&S	EMI Test Receiver	ESR3	103104	2024/5/10	2025/5/9
MICRO-COAX	Coaxial Cable	UTIFLEX	C-0200-01	2024/1/15	2025/1/14
Audix	Test Software	E3	191218 (V9)	N/A	N/A

** Statement of Traceability: China Certification ICT Co., Ltd (Dongguan) attests that all calibrations have been performed, traceable to National Primary Standards and International System of Units (SI).*

```
Project No.: 2403A43118E-RF
     Tester: David Huang
  Condition: IFBW:9    kHz   Meas Time:0.025sec
       Port: Line
       Note: Transmitting 5G WIFI
```

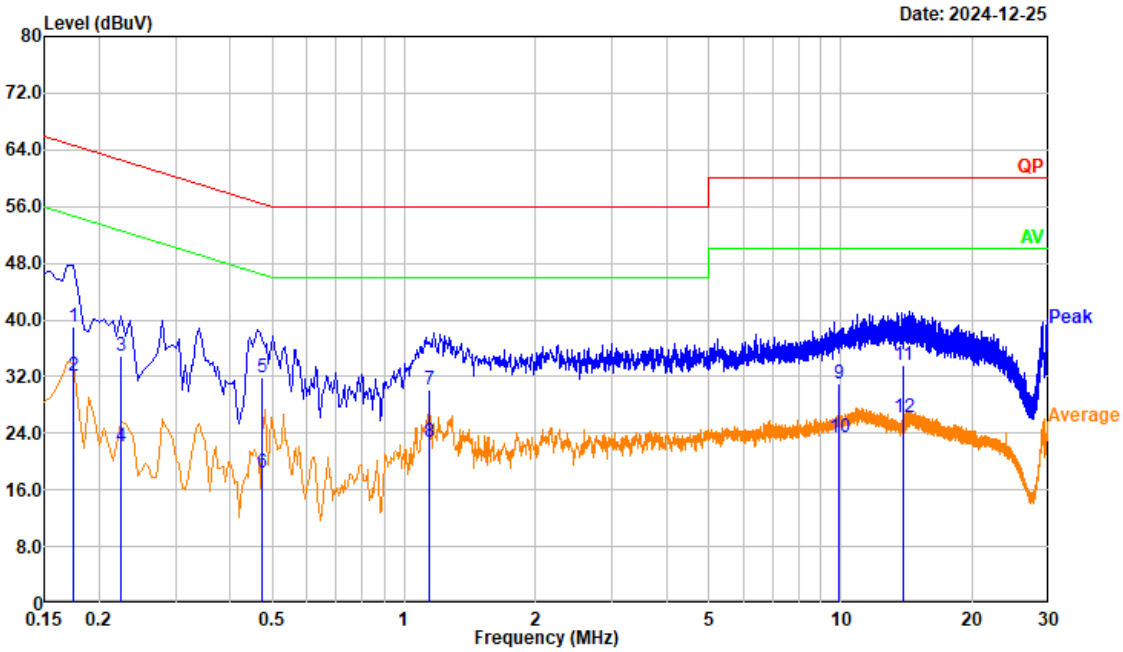

No.	Frequency (MHz)	Reading (dBµV)	Factor (dB)	Result (dBµV)	Limit (dBµV)	Margin (dB)	Detector
1	0.175	28.96	10.16	39.12	64.72	25.60	QP
2	0.175	21.97	10.16	32.13	54.72	22.59	Average
3	0.224	24.90	10.05	34.95	62.65	27.70	QP
4	0.224	12.02	10.05	22.07	52.65	30.58	Average
5	0.473	21.38	10.46	31.84	56.47	24.63	QP
6	0.473	8.00	10.46	18.46	46.47	28.01	Average
7	1.147	19.40	10.68	30.08	56.00	25.92	QP
8	1.147	12.01	10.68	22.69	46.00	23.31	Average
9	9.932	20.62	10.30	30.92	60.00	29.08	QP
10	9.932	13.21	10.30	23.51	50.00	26.49	Average
11	13.916	23.38	10.22	33.60	60.00	26.40	QP
12	13.916	16.11	10.22	26.33	50.00	23.67	Average

```
Project No.: 2403A43118E-RF
     Tester: David Huang
  Condition: IFBW:9    kHz   Meas Time:0.025sec
       Port: neutral
       Note: Transmitting 5G WIFI
```

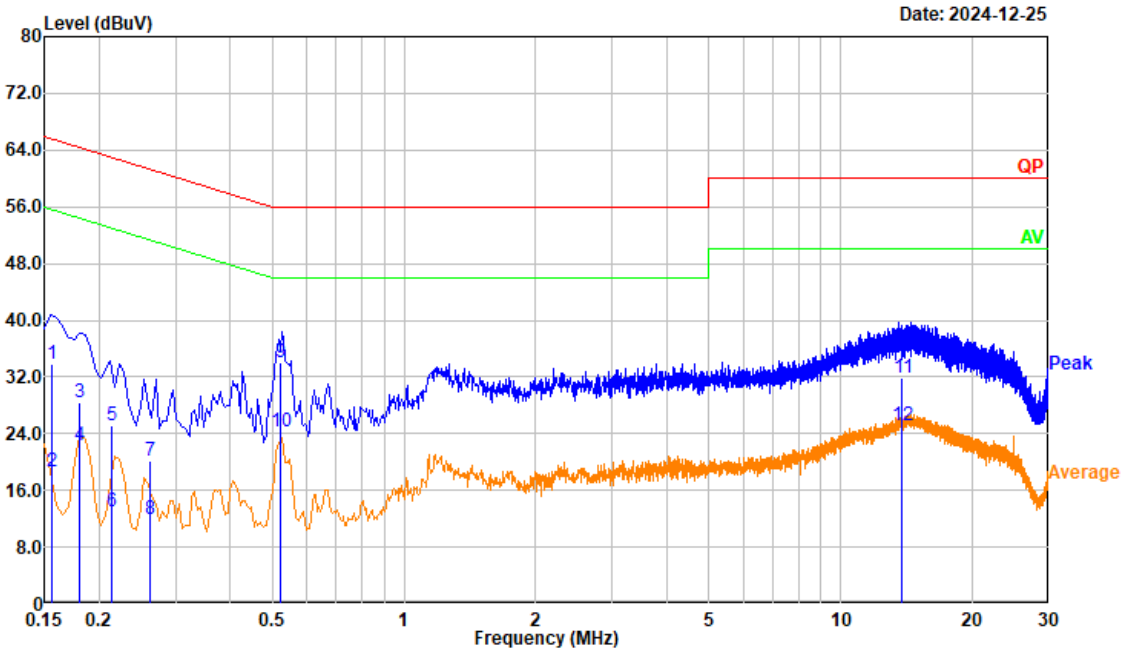

No.	Frequency (MHz)	Reading (dBµV)	Factor (dB)	Result (dBµV)	Limit (dBµV)	Margin (dB)	Detector
1	0.156	23.22	10.51	33.73	65.66	31.93	QP
2	0.156	8.10	10.51	18.61	55.66	37.05	Average
3	0.181	17.85	10.51	28.36	64.43	36.07	QP
4	0.181	11.91	10.51	22.42	54.43	32.01	Average
5	0.214	14.67	10.51	25.18	63.04	37.86	QP
6	0.214	2.40	10.51	12.91	53.04	40.13	Average
7	0.263	9.53	10.53	20.06	61.34	41.28	QP
8	0.263	1.44	10.53	11.97	51.34	39.37	Average
9	0.522	23.39	10.56	33.95	56.00	22.05	QP
10	0.522	13.74	10.56	24.30	46.00	21.70	Average
11	13.829	21.84	10.12	31.96	60.00	28.04	QP
12	13.829	15.07	10.12	25.19	50.00	24.81	Average

4.2 Radiation Spurious Emissions

4.2.1 9 kHz – 1 GHz

Sample Number:	2VG2-1	Test Date:	2025/1/7
Test Site:	966-2	Test Mode:	Transmitting (maximum output power mode, 802.11a 5320MHz)
Tester:	Roinin Fu	Test Result:	Pass

Environmental Conditions:					
Temperature: (℃)	24.7	Relative Humidity: (%)	53	ATM Pressure: (kPa)	101.2

Test Equipment List and Details:

Manufacturer	Description	Model	Serial Number	Calibration Date	Calibration Due Date
Sunol Sciences	Antenna	JB6	A082520-5	2023/12/1	2026/11/30
BACL	Loop Antenna	1313-1A	3110611	2023/12/4	2026/12/3
Daruikang	Coaxial Cable	BNC-JJ-RG58	C-0300-01	2024/1/11	2025/1/10
Daruikang	Coaxial Cable	BNC-JJ-RG58	C-0500-01	2024/1/11	2025/1/10
R&S	EMI Test Receiver	ESR3	102724	2024/2/29	2025/2/28
TIMES MICROWAVE	Coaxial Cable	LMR-600-UltraFlex	C-0100-03	2024/12/3	2025/12/2
TIMES MICROWAVE	Coaxial Cable	LMR-600-UltraFlex	C-0370-01	2024/12/3	2025/12/2
XQY	Coaxial Cable	XQY-CMR400UF-NJ-NJ-7M	24056379	2024/6/11	2025/6/10
Sonoma	Amplifier	310N	186165	2024/12/3	2025/12/2
Audix	Test Software	E3	191218 (V9)	N/A	N/A

** Statement of Traceability: China Certification ICT Co., Ltd (Dongguan) attests that all calibrations have been performed, traceable to National Primary Standards and International System of Units (SI).*

Test Data:

After pre-scan in the X, Y and Z axes of orientation, the worst case is refer to plots.

```
Project No.: 2403A43118E-RF
     Tester: Roinin Fu
  Condition: RBW:0.3  kHz  VBW:1    kHz  SWT:0.1  sec
Polarization: Parallel
       Note: Transmitting
```

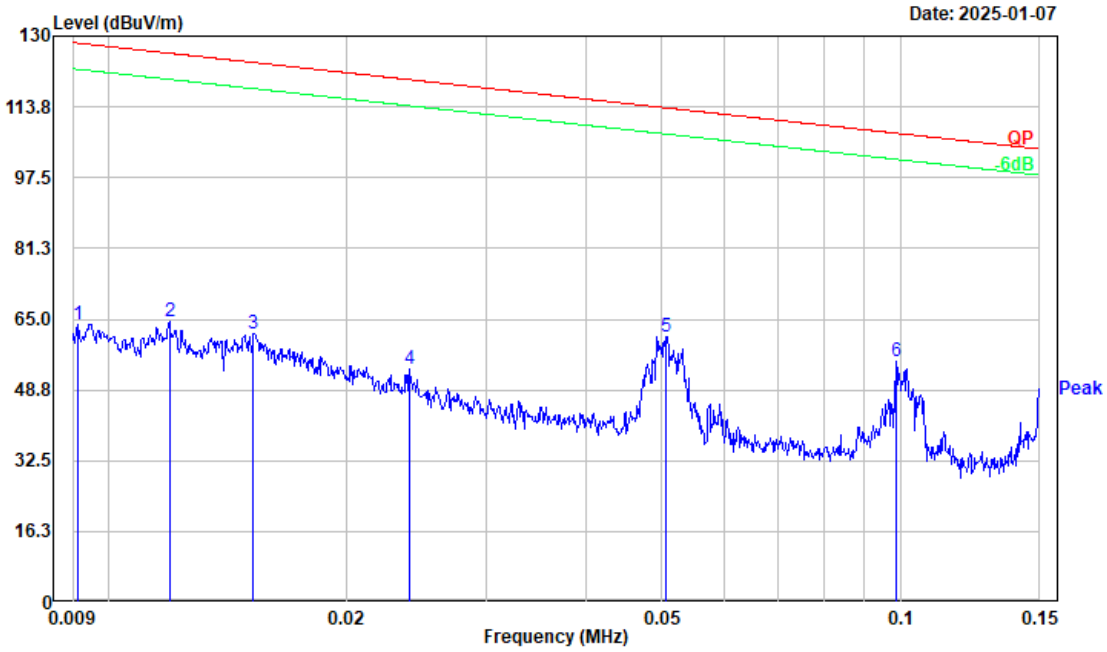

No.	Frequency (MHz)	Reading (dBµV)	Factor (dB/m)	Result (dBµV/m)	Limit (dBµV/m)	Margin (dB)	Detector
1	0.009	28.34	35.56	63.90	128.40	64.50	Peak
2	0.012	30.82	33.49	64.31	126.08	61.77	Peak
3	0.015	29.91	31.87	61.78	123.95	62.17	Peak
4	0.024	25.91	27.59	53.50	120.02	66.52	Peak
5	0.051	40.65	20.34	60.99	113.52	52.53	Peak
6	0.099	40.44	14.73	55.17	107.70	52.53	Peak

```
Project No.: 2403A43118E-RF
     Tester: Roinin Fu
  Condition: RBW:10   kHz  VBW:30   kHz  SWT:0.1  sec
Polarization: Parallel
       Note: Transmitting
```

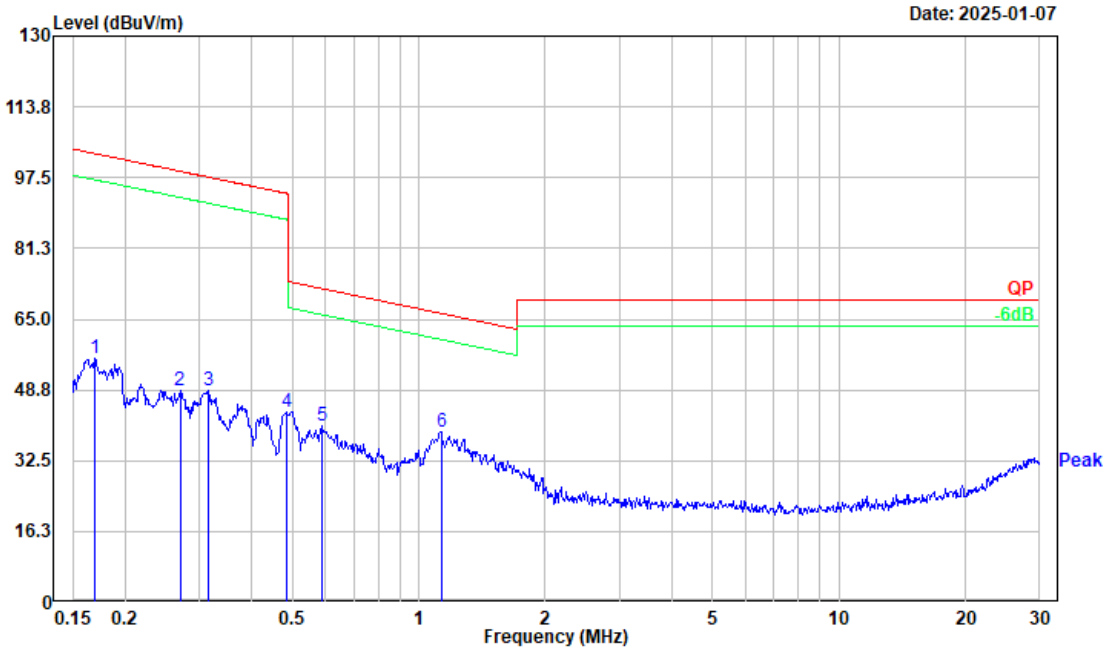

No.	Frequency (MHz)	Reading (dBµV)	Factor (dB/m)	Result (dBµV/m)	Limit (dBµV/m)	Margin (dB)	Detector
1	0.169	44.43	11.41	55.84	103.02	47.18	Peak
2	0.270	41.98	6.74	48.72	98.97	50.25	Peak
3	0.317	43.68	4.98	48.66	97.59	48.93	Peak
4	0.486	42.52	1.26	43.78	93.87	50.09	Peak
5	0.589	40.48	-0.06	40.42	72.18	31.76	Peak
6	1.129	43.62	-4.67	38.95	66.39	27.44	Peak

```
Project No.: 2403A43118E-RF
     Tester: Roinin Fu
  Condition: RBW:0.3  kHz  VBW:1    kHz  SWT:0.1  sec
Polarization: Perpendicular
       Note: Transmitting
```

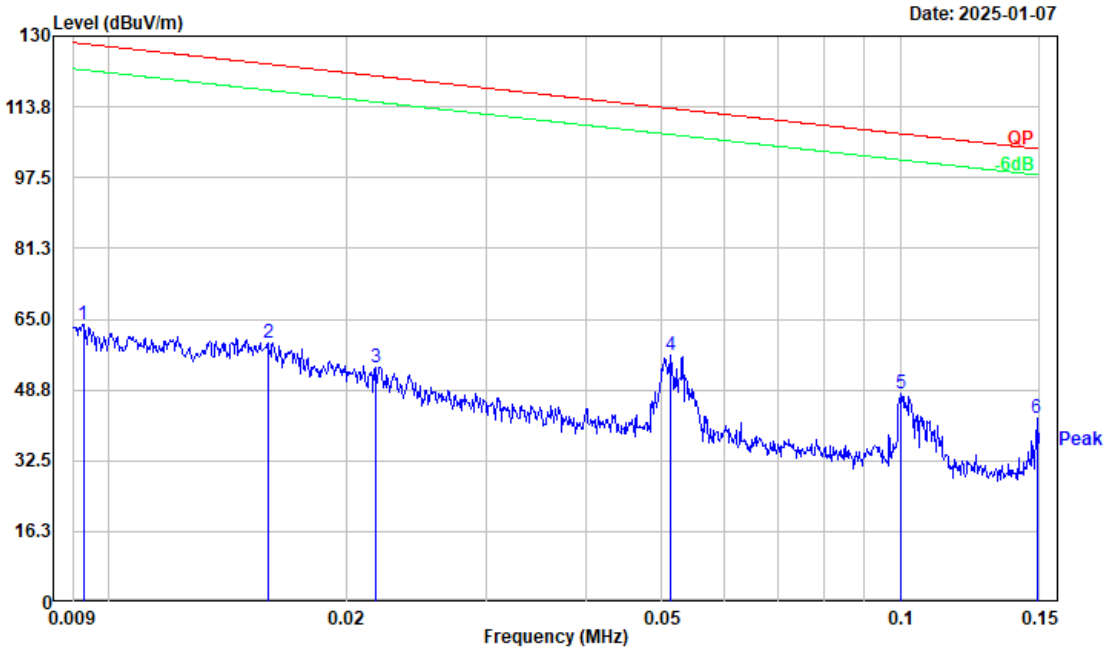

No.	Frequency (MHz)	Reading (dBµV)	Factor (dB/m)	Result (dBµV/m)	Limit (dBµV/m)	Margin (dB)	Detector
1	0.009	28.52	35.36	63.88	128.25	64.37	Peak
2	0.016	28.01	31.55	59.56	123.58	64.02	Peak
3	0.022	25.22	28.69	53.91	120.87	66.96	Peak
4	0.051	36.63	20.26	56.89	113.42	56.53	Peak
5	0.100	33.33	14.64	47.97	107.60	59.63	Peak
6	0.149	30.07	12.37	42.44	104.16	61.72	Peak

```
Project No.: 2403A43118E-RF
     Tester: Roinin Fu
  Condition: RBW:10   kHz  VBW:30   kHz  SWT:0.1  sec
Polarization: Perpendicular
       Note: Transmitting
```

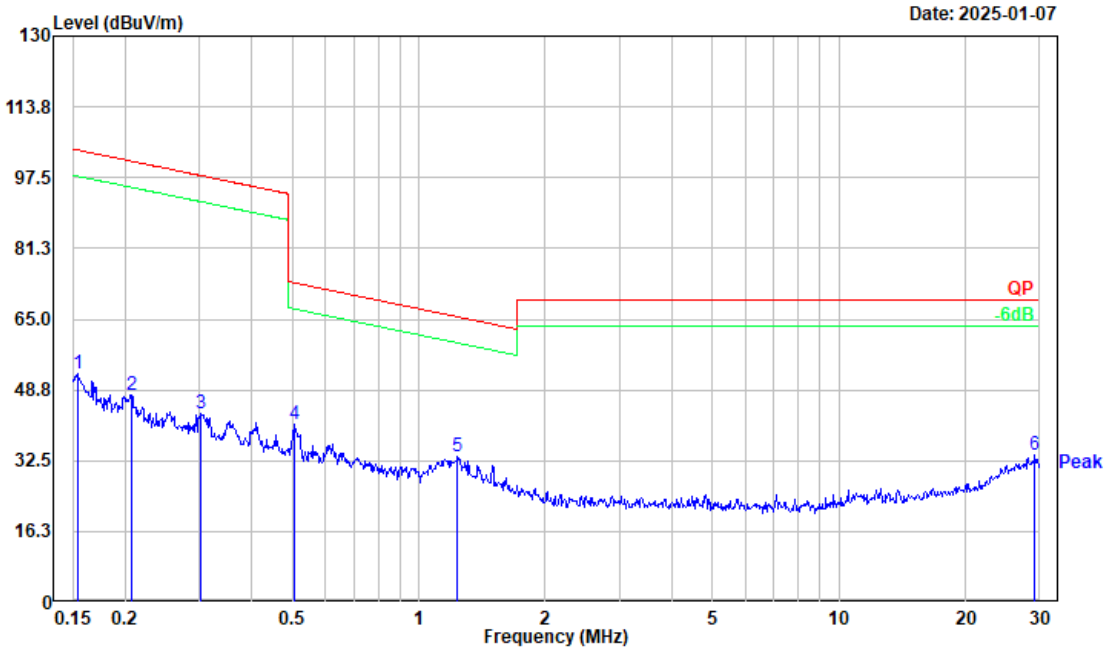

No.	Frequency (MHz)	Reading (dBµV)	Factor (dB/m)	Result (dBµV/m)	Limit (dBµV/m)	Margin (dB)	Detector
1	0.155	40.52	12.09	52.61	103.81	51.20	Peak
2	0.207	37.83	9.65	47.48	101.28	53.80	Peak
3	0.302	37.99	5.31	43.30	98.01	54.71	Peak
4	0.505	39.92	0.91	40.83	73.54	32.71	Peak
5	1.236	38.44	-5.05	33.39	65.60	32.21	Peak
6	29.216	41.22	-7.24	33.98	69.54	35.56	Peak

```
Project No.: 2403A43118E-RF
     Tester: Roinin Fu
  Condition: RBW:0.3  kHz  VBW:1    kHz  SWT:0.1  sec
Polarization: Ground-parallel
       Note: Transmitting
```

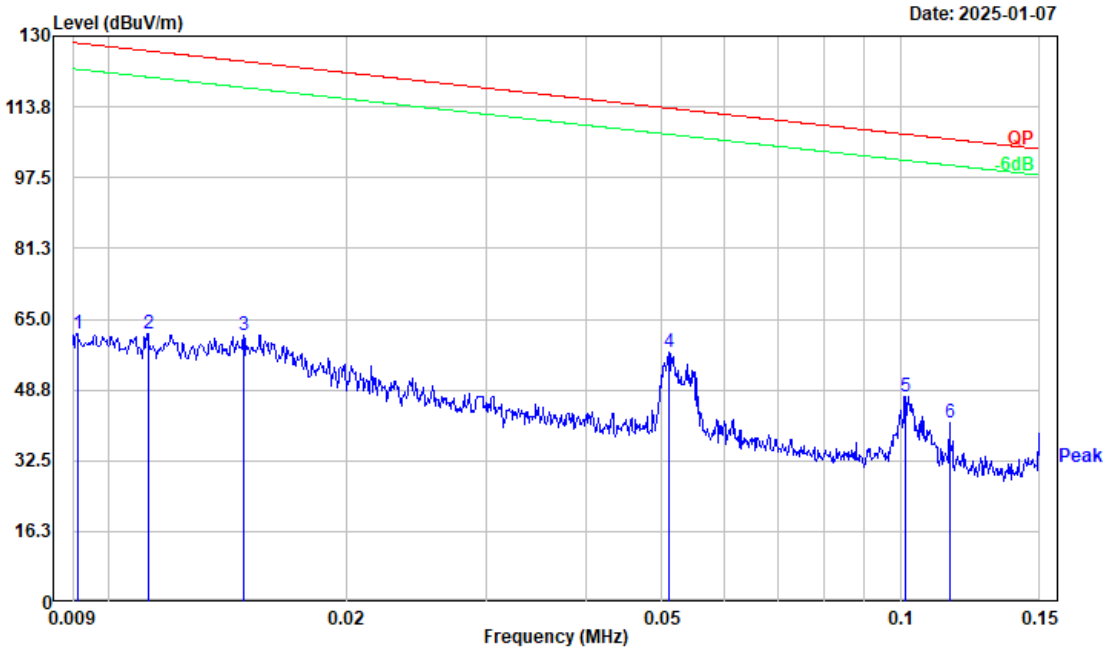

No.	Frequency (MHz)	Reading (dBµV)	Factor (dB/m)	Result (dBµV/m)	Limit (dBµV/m)	Margin (dB)	Detector
1	0.009	26.04	35.56	61.60	128.40	66.80	Peak
2	0.011	27.80	33.84	61.64	126.61	64.97	Peak
3	0.015	29.27	32.07	61.34	124.19	62.85	Peak
4	0.051	37.26	20.30	57.56	113.47	55.91	Peak
5	0.101	32.80	14.57	47.37	107.48	60.11	Peak
6	0.115	27.35	13.92	41.27	106.36	65.09	Peak

```
Project No.: 2403A43118E-RF
     Tester: Roinin Fu
  Condition: RBW:10   kHz  VBW:30   kHz  SWT:0.1  sec
Polarization: Ground-parallel
       Note: Transmitting
```

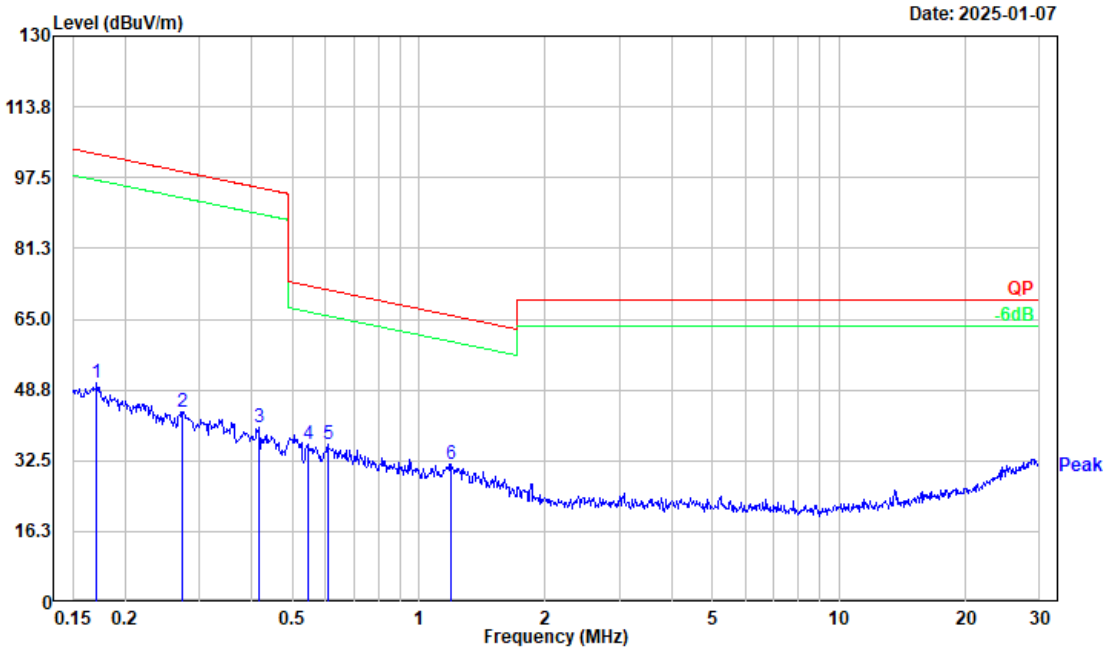

No.	Frequency (MHz)	Reading (dBµV)	Factor (dB/m)	Result (dBµV/m)	Limit (dBµV/m)	Margin (dB)	Detector
1	0.171	38.93	11.33	50.26	102.93	52.67	Peak
2	0.273	37.25	6.61	43.86	98.88	55.02	Peak
3	0.417	37.49	2.77	40.26	95.20	54.94	Peak
4	0.546	35.84	0.42	36.26	72.83	36.57	Peak
5	0.608	36.50	-0.28	36.22	71.89	35.67	Peak
6	1.197	36.52	-4.91	31.61	65.88	34.27	Peak

```
Project No.: 2403A43118E-RF
     Tester: Roinin Fu
  Condition: RBW:100  kHz  VBW:300  kHz  SWT:0.1  sec
Polarization: horizontal
       Note: Transmitting
```

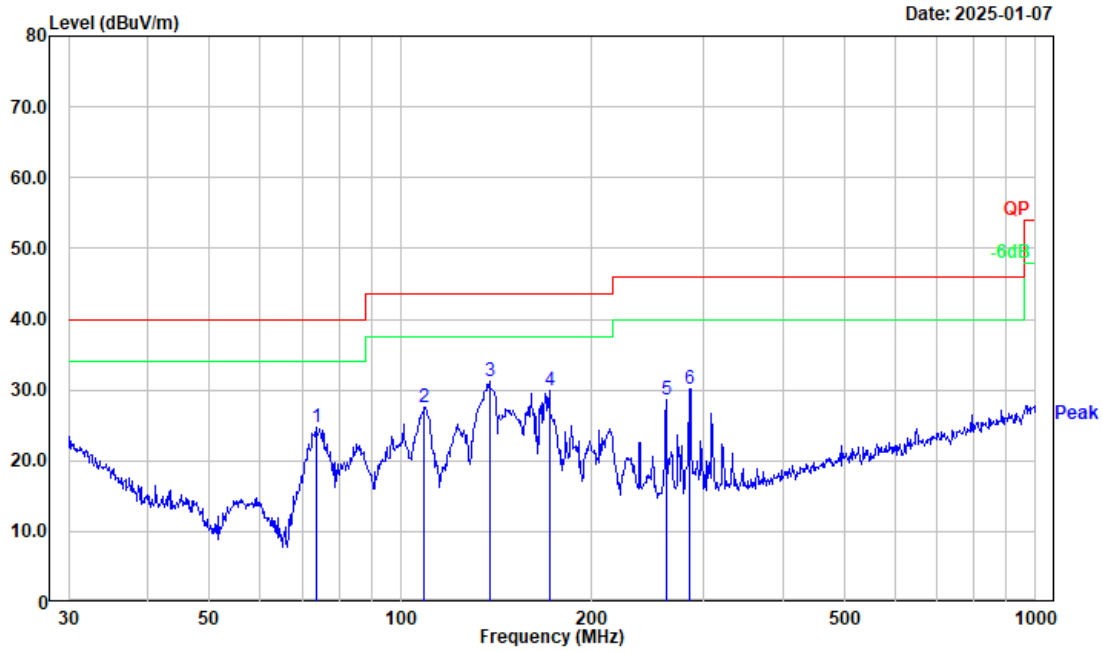

No.	Frequency (MHz)	Reading (dBµV)	Factor (dB/m)	Result (dBµV/m)	Limit (dBµV/m)	Margin (dB)	Detector
1	73.617	41.94	-17.17	24.77	40.00	15.23	Peak
2	109.029	39.91	-12.45	27.46	43.50	16.04	Peak
3	137.903	42.97	-11.75	31.22	43.50	12.28	Peak
4	171.393	42.65	-12.78	29.87	43.50	13.63	Peak
5	261.975	40.11	-11.57	28.54	46.00	17.46	Peak
6	284.977	40.85	-10.66	30.19	46.00	15.81	Peak

```
Project No.: 2403A43118E-RF
     Tester: Roinin Fu
  Condition: RBW:100  kHz  VBW:300  kHz  SWT:0.1  sec
Polarization: vertical
       Note: Transmitting
```

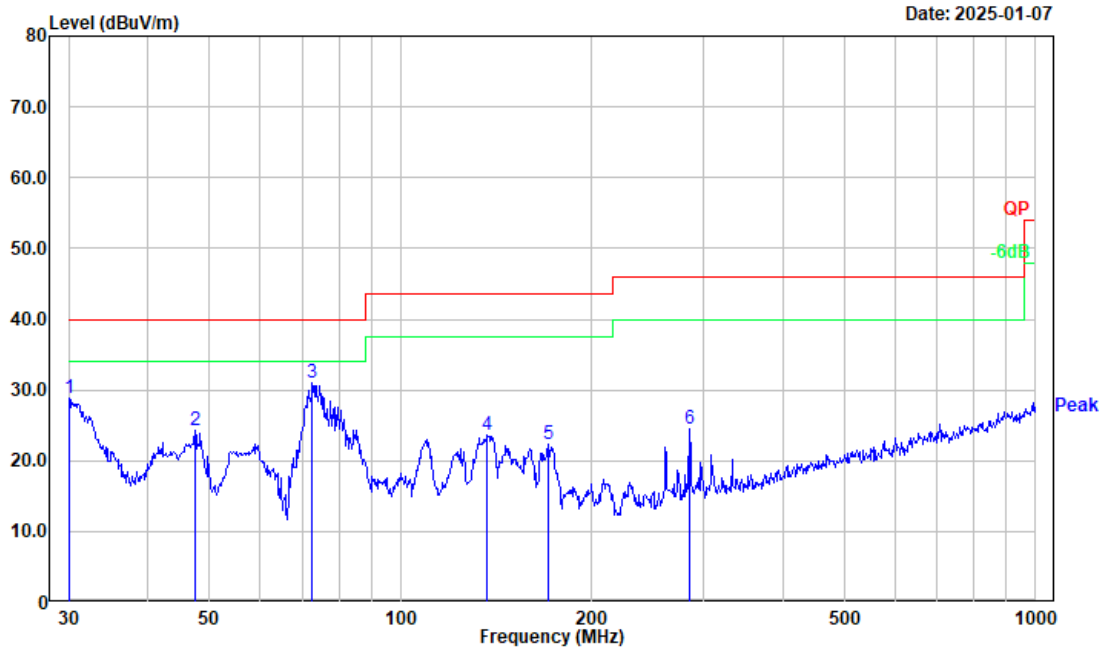

No.	Frequency (MHz)	Reading (dBµV)	Factor (dB/m)	Result (dBµV/m)	Limit (dBµV/m)	Margin (dB)	Detector
1	30.105	32.67	-3.86	28.81	40.00	11.19	Peak
2	47.492	40.52	-16.20	24.32	40.00	15.68	Peak
3	72.592	48.05	-17.15	30.90	40.00	9.10	Peak
4	136.939	35.43	-11.75	23.68	43.50	19.82	Peak
5	170.793	35.08	-12.73	22.35	43.50	21.15	Peak
6	284.977	35.17	-10.66	24.51	46.00	21.49	Peak

4.2.2 1 GHz – 40 GHz:

Sample Number	2VG2-1	Test Date:	2025/1/9-2025/1/15
Test Site:	966-1	Test Mode:	Transmitting
Tester:	Tao Zhu	Test Result:	Pass

Environmental Conditions:					
Temperature: (°C)	22.4-23.6	Relative Humidity: (%)	39-43	ATM Pressure: (kPa)	101.2-102.2

Test Equipment List and Details:

Manufacturer	Description	Model	Serial Number	Calibration Date	Calibration Due Date
ETS-Lindgren	Horn Antenna	3115	9912-5985	2023/12/6	2026/12/5
R&S	Spectrum Analyzer	FSV40	101591	2024/4/1	2025/3/31
MICRO-COAX	Coaxial Cable	UFA210A-1-1200-70U300	217423-008	2024/1/15	2025/1/14
MICRO-COAX	Coaxial Cable	UFA210A-1-2362-300300	235780-001	2024/1/15	2025/1/14
MICRO-COAX	Coaxial Cable	UFA210A-1-1200-70U300	217423-008	2025/1/10	2026/1/9
MICRO-COAX	Coaxial Cable	UFA210A-1-2362-300300	235780-001	2025/1/10	2026/1/9
BACL	Preamplifier	1313-A20M18G	4032311	2024/4/1	2025/3/31
Audix	Test Software	E3	191218 (V9)	N/A	N/A
PASTERNACK	Horn Antenna	PE9852/2F-20	112002	2024/2/4	2027/2/3
PASTERNACK	Horn Antenna	PE9850/2F-20	072001	2024/2/4	2027/2/3
Quinstar	Preamplifier	QLW-18405536-JO	15964001005	2025/1/6	2026/1/5
MICRO-COAX	Coaxial Cable	UFB142A-1-2362-200200	235772-001	2025/1/6	2026/1/5
JD	Multiplex Switch Test Control Set	DT7220SCU	DQ77925	2024/8/5	2025/8/4
JD	Filter Switch Unit	DT7220FSU	DQ77928	2024/8/5	2025/8/4

** Statement of Traceability: China Certification ICT Co., Ltd (Dongguan) attests that all calibrations have been performed, traceable to National Primary Standards and International System of Units (SI).*

Test Data:

After pre-scan in the X, Y and Z axes of orientation, the worst case is below:

5150-5250MHz:

802.11a Mode:

Frequency (MHz)	Receiver		Polar (H/V)	Factor (dB/m)	Result (dBμV/m)	Limit (dBμV/m)	Margin (dB)
	Reading (dBμV)	Detector					
Low Channel: 5180 MHz							
10360.000	34.64	PK	H	13.24	47.88	68.20	20.32
10360.000	34.34	PK	V	13.24	47.58	68.20	20.62
15540.000	36.10	PK	H	17.27	53.37	74.00	20.63
15540.000	24.25	AV	H	17.27	41.52	54.00	12.48
15540.000	36.33	PK	V	17.27	53.60	74.00	20.40
15540.000	24.31	AV	V	17.27	41.58	54.00	12.42
Middle Channel: 5200 MHz							
10400.000	34.55	PK	H	13.61	48.16	68.20	20.04
10400.000	34.36	PK	V	13.61	47.97	68.20	20.23
15600.000	36.20	PK	H	16.57	52.77	74.00	21.23
15600.000	24.18	AV	H	16.57	40.75	54.00	13.25
15600.000	36.31	PK	V	16.57	52.88	74.00	21.12
15600.000	24.38	AV	V	16.57	40.95	54.00	13.05
High Channel: 5240 MHz							
10480.000	34.52	PK	H	14.13	48.65	68.20	19.55
10480.000	34.27	PK	V	14.13	48.40	68.20	19.80
15720.000	36.69	PK	H	16.08	52.77	74.00	21.23
15720.000	24.57	AV	H	16.08	40.65	54.00	13.35
15720.000	36.44	PK	V	16.08	52.52	74.00	21.48
15720.000	24.51	AV	V	16.08	40.59	54.00	13.41

802.11n ht20 Mode:

Frequency (MHz)	Receiver		Polar (H/V)	Factor (dB/m)	Result (dBμV/m)	Limit (dBμV/m)	Margin (dB)
	Reading (dBμV)	Detector					
Low Channel: 5180 MHz							
10360.000	33.57	PK	H	13.24	46.81	68.20	21.39
10360.000	34.58	PK	V	13.24	47.82	68.20	20.38
15540.000	35.12	PK	H	17.27	52.39	74.00	21.61
15540.000	23.20	AV	H	17.27	40.47	54.00	13.53
15540.000	35.23	PK	V	17.27	52.50	74.00	21.50
15540.000	23.41	AV	V	17.27	40.68	54.00	13.32
Middle Channel: 5200 MHz							
10400.000	34.11	PK	H	13.61	47.72	68.20	20.48
10400.000	33.56	PK	V	13.61	47.17	68.20	21.03
15600.000	35.47	PK	H	16.57	52.04	74.00	21.96
15600.000	23.31	AV	H	16.57	39.88	54.00	14.12
15600.000	35.70	PK	V	16.57	52.27	74.00	21.73
15600.000	23.34	AV	V	16.57	39.91	54.00	14.09
High Channel: 5240 MHz							
10480.000	34.21	PK	H	14.13	48.34	68.20	19.86
10480.000	33.58	PK	V	14.13	47.71	68.20	20.49
15720.000	36.70	PK	H	16.08	52.78	74.00	21.22
15720.000	24.21	AV	H	16.08	40.29	54.00	13.71
15720.000	37.79	PK	V	16.08	53.87	74.00	20.13
15720.000	25.14	AV	V	16.08	41.22	54.00	12.78

802.11n ht40 Mode:

Frequency (MHz)	Receiver		Polar (H/V)	Factor (dB/m)	Result (dBμV/m)	Limit (dBμV/m)	Margin (dB)
	Reading (dBμV)	Detector					
Low Channel: 5190 MHz							
10380.000	33.60	PK	H	13.43	47.03	68.20	21.17
10380.000	33.35	PK	V	13.43	46.78	68.20	21.42
15570.000	34.58	PK	H	16.93	51.51	74.00	22.49
15570.000	22.46	AV	H	16.93	39.39	54.00	14.61
15570.000	34.30	PK	V	16.93	51.23	74.00	22.77
15570.000	22.58	AV	V	16.93	39.51	54.00	14.49
High Channel: 5230 MHz							
10460.000	33.58	PK	H	14.00	47.58	68.20	20.62
10460.000	33.41	PK	V	14.00	47.41	68.20	20.79
15690.000	37.10	PK	H	15.99	53.09	74.00	20.91
15690.000	25.36	AV	H	15.99	41.35	54.00	12.65
15690.000	37.24	PK	V	15.99	53.23	74.00	20.77
15690.000	25.40	AV	V	15.99	41.39	54.00	12.61

802.11ac80 Mode:

Frequency (MHz)	Receiver		Polar (H/V)	Factor (dB/m)	Result (dBμV/m)	Limit (dBμV/m)	Margin (dB)
	Reading (dBμV)	Detector					
Middle Channel: 5210 MHz							
10420.000	33.23	PK	H	13.74	46.97	68.20	21.23
10420.000	33.47	PK	V	13.74	47.21	68.20	20.99
15630.000	36.94	PK	H	16.37	53.31	74.00	20.69
15630.000	25.88	AV	H	16.37	42.25	54.00	11.75
15630.000	36.85	PK	V	16.37	53.22	74.00	20.78
15630.000	25.21	AV	V	16.37	41.58	54.00	12.42

802.11ax20 RU Full Mode:

Frequency (MHz)	Receiver		Polar (H/V)	Factor (dB/m)	Result (dBμV/m)	Limit (dBμV/m)	Margin (dB)
	Reading (dBμV)	Detector					
Low Channel: 5180 MHz							
10360.000	33.62	PK	H	13.24	46.86	68.20	21.34
10360.000	33.95	PK	V	13.24	47.19	68.20	21.01
15540.000	34.65	PK	H	17.27	51.92	74.00	22.08
15540.000	22.10	AV	H	17.27	39.37	54.00	14.63
15540.000	34.14	PK	V	17.27	51.41	74.00	22.59
15540.000	22.58	AV	V	17.27	39.85	54.00	14.15
Middle Channel: 5200 MHz							
10400.000	34.18	PK	H	13.61	47.79	68.20	20.41
10400.000	34.28	PK	V	13.61	47.89	68.20	20.31
15600.000	35.70	PK	H	16.57	52.27	74.00	21.73
15600.000	23.20	AV	H	16.57	39.77	54.00	14.23
15600.000	35.17	PK	V	16.57	51.74	74.00	22.26
15600.000	23.39	AV	V	16.57	39.96	54.00	14.04
High Channel: 5240 MHz							
10480.000	33.55	PK	H	14.13	47.68	68.20	20.52
10480.000	33.58	PK	V	14.13	47.71	68.20	20.49
15720.000	37.25	PK	H	16.08	53.33	74.00	20.67
15720.000	25.45	AV	H	16.08	41.53	54.00	12.47
15720.000	37.25	PK	V	16.08	53.33	74.00	20.67
15720.000	25.17	AV	V	16.08	41.25	54.00	12.75

802.11ax40 RU Full Mode:

Frequency (MHz)	Receiver		Polar (H/V)	Factor (dB/m)	Result (dBμV/m)	Limit (dBμV/m)	Margin (dB)
	Reading (dBμV)	Detector					
Low Channel: 5190 MHz							
10380.000	34.05	PK	H	13.43	47.48	68.20	20.72
10380.000	34.35	PK	V	13.43	47.78	68.20	20.42
15570.000	35.29	PK	H	16.93	52.22	74.00	21.78
15570.000	23.24	AV	H	16.93	40.17	54.00	13.83
15570.000	34.48	PK	V	16.93	51.41	74.00	22.59
15570.000	22.69	AV	V	16.93	39.62	54.00	14.38
High Channel: 5230 MHz							
10460.000	33.16	PK	H	14.00	47.16	68.20	21.04
10460.000	34.10	PK	V	14.00	48.10	68.20	20.10
15690.000	37.46	PK	H	15.99	53.45	74.00	20.55
15690.000	25.24	AV	H	15.99	41.23	54.00	12.77
15690.000	37.18	PK	V	15.99	53.17	74.00	20.83
15690.000	25.26	AV	V	15.99	41.25	54.00	12.75

802.11ax80 RU Full Mode:

Frequency (MHz)	Receiver		Polar (H/V)	Factor (dB/m)	Result (dBμV/m)	Limit (dBμV/m)	Margin (dB)
	Reading (dBμV)	Detector					
Middle Channel: 5210 MHz							
10420.000	33.32	PK	H	13.74	47.06	68.20	21.14
10420.000	33.35	PK	V	13.74	47.09	68.20	21.11
15630.000	36.06	PK	H	16.37	52.43	74.00	21.57
15630.000	24.51	AV	H	16.37	40.88	54.00	13.12
15630.000	35.47	PK	V	16.37	51.84	74.00	22.16
15630.000	23.69	AV	V	16.37	40.06	54.00	13.94

802.11ax20 Mode:

Frequency (MHz)	Receiver		Polar (H/V)	Factor (dB/m)	Result (dBμV/m)	Limit (dBμV/m)	Margin (dB)
	Reading (dBμV)	Detector					
RU 26/0, Low Channel: 5180 MHz							
10360.000	33.26	PK	H	13.24	46.50	68.20	21.70
10360.000	33.64	PK	V	13.24	46.88	68.20	21.32
15540.000	34.52	PK	H	17.27	51.79	74.00	22.21
15540.000	22.25	AV	H	17.27	39.52	54.00	14.48
15540.000	34.57	PK	V	17.27	51.84	74.00	22.16
15540.000	22.46	AV	V	17.27	39.73	54.00	14.27
RU 26/0, Middle Channel: 5200 MHz							
10400.000	33.59	PK	H	13.61	47.20	68.20	21.00
10400.000	33.36	PK	V	13.61	46.97	68.20	21.23
15600.000	35.42	PK	H	16.57	51.99	74.00	22.01
15600.000	23.39	AV	H	16.57	39.96	54.00	14.04
15600.000	35.36	PK	V	16.57	51.93	74.00	22.07
15600.000	23.54	AV	V	16.57	40.11	54.00	13.89
RU 26/8, High Channel: 5240 MHz							
10480.000	33.72	PK	H	14.13	47.85	68.20	20.35
10480.000	33.47	PK	V	14.13	47.60	68.20	20.60
15720.000	37.22	PK	H	16.08	53.30	74.00	20.70
15720.000	25.41	AV	H	16.08	41.49	54.00	12.51
15720.000	37.25	PK	V	16.08	53.33	74.00	20.67
15720.000	25.36	AV	V	16.08	41.44	54.00	12.56

802.11ax40 Mode:

Frequency (MHz)	Receiver		Polar (H/V)	Factor (dB/m)	Result (dBμV/m)	Limit (dBμV/m)	Margin (dB)
	Reading (dBμV)	Detector					
RU 26/0, Low Channel: 5190 MHz							
10380.000	33.24	PK	H	13.43	46.67	68.20	21.53
10380.000	33.67	PK	V	13.43	47.10	68.20	21.10
15570.000	34.55	PK	H	16.93	51.48	74.00	22.52
15570.000	22.24	AV	H	16.93	39.17	54.00	14.83
15570.000	34.52	PK	V	16.93	51.45	74.00	22.55
15570.000	22.54	AV	V	16.93	39.47	54.00	14.53
RU 26/17, High Channel: 5230 MHz							
10460.000	33.10	PK	H	14.00	47.10	68.20	21.10
10460.000	33.58	PK	V	14.00	47.58	68.20	20.62
15690.000	37.85	PK	H	15.99	53.84	74.00	20.16
15690.000	25.41	AV	H	15.99	41.40	54.00	12.60
15690.000	37.41	PK	V	15.99	53.40	74.00	20.60
15690.000	25.36	AV	V	15.99	41.35	54.00	12.65

802.11ax80 Mode:

Frequency (MHz)	Receiver		Polar (H/V)	Factor (dB/m)	Result (dBμV/m)	Limit (dBμV/m)	Margin (dB)
	Reading (dBμV)	Detector					
RU 26/0, Middle Channel: 5210 MHz							
10420.000	33.31	PK	H	13.74	47.05	68.20	21.15
10420.000	33.54	PK	V	13.74	47.28	68.20	20.92
15630.000	36.41	PK	H	16.37	52.78	74.00	21.22
15630.000	24.21	AV	H	16.37	40.58	54.00	13.42
15630.000	36.41	PK	V	16.37	52.78	74.00	21.22
15630.000	24.53	AV	V	16.37	40.90	54.00	13.10

5250-5350MHz:

802.11a Mode:

Frequency (MHz)	Receiver		Polar (H/V)	Factor (dB/m)	Result (dBμV/m)	Limit (dBμV/m)	Margin (dB)
	Reading (dBμV)	Detector					
Low Channel: 5260 MHz							
10520.000	33.11	PK	H	14.35	47.46	68.20	20.74
10520.000	33.18	PK	V	14.35	47.53	68.20	20.67
15780.000	36.21	PK	H	16.56	52.77	74.00	21.23
15780.000	24.25	AV	H	16.56	40.81	54.00	13.19
15780.000	36.42	PK	V	16.56	52.98	74.00	21.02
15780.000	24.28	AV	V	16.56	40.84	54.00	13.16
Middle Channel: 5280 MHz							
10560.000	33.22	PK	H	14.53	47.75	68.20	20.45
10560.000	33.64	PK	V	14.53	48.17	68.20	20.03
15840.000	35.53	PK	H	17.07	52.60	74.00	21.40
15840.000	23.34	AV	H	17.07	40.41	54.00	13.59
15840.000	35.58	PK	V	17.07	52.65	74.00	21.35
15840.000	23.40	AV	V	17.07	40.47	54.00	13.53
High Channel: 5320 MHz							
10640.000	33.74	PK	H	13.87	47.61	74.00	26.39
10640.000	21.55	AV	H	13.87	35.42	54.00	18.58
10640.000	34.20	PK	V	13.87	48.07	74.00	25.93
10640.000	22.18	AV	V	13.87	36.05	54.00	17.95
15960.000	35.85	PK	H	17.44	53.29	74.00	20.71
15960.000	23.34	AV	H	17.44	40.78	54.00	13.22
15960.000	36.21	PK	V	17.44	53.65	74.00	20.35
15960.000	24.61	AV	V	17.44	42.05	54.00	11.95

802.11n ht20 Mode:

Frequency (MHz)	Receiver		Polar (H/V)	Factor (dB/m)	Result (dBμV/m)	Limit (dBμV/m)	Margin (dB)
	Reading (dBμV)	Detector					
Low Channel: 5260 MHz							
10520.000	33.03	PK	H	14.35	47.38	68.20	20.82
10520.000	33.20	PK	V	14.35	47.55	68.20	20.65
15780.000	36.25	PK	H	16.56	52.81	74.00	21.19
15780.000	23.41	AV	H	16.56	39.97	54.00	14.03
15780.000	36.51	PK	V	16.56	53.07	74.00	20.93
15780.000	24.52	AV	V	16.56	41.08	54.00	12.92
Middle Channel: 5280 MHz							
10560.000	33.23	PK	H	14.53	47.76	68.20	20.44
10560.000	33.28	PK	V	14.53	47.81	68.20	20.39
15840.000	35.35	PK	H	17.07	52.42	74.00	21.58
15840.000	23.14	AV	H	17.07	40.21	54.00	13.79
15840.000	35.44	PK	V	17.07	52.51	74.00	21.49
15840.000	23.39	AV	V	17.07	40.46	54.00	13.54
High Channel: 5320 MHz							
10640.000	34.03	PK	H	13.87	47.90	74.00	26.10
10640.000	22.28	AV	H	13.87	36.15	54.00	17.85
10640.000	34.25	PK	V	13.87	48.12	74.00	25.88
10640.000	22.17	AV	V	13.87	36.04	54.00	17.96
15960.000	36.13	PK	H	17.44	53.57	74.00	20.43
15960.000	24.28	AV	H	17.44	41.72	54.00	12.28
15960.000	36.55	PK	V	17.44	53.99	74.00	20.01
15960.000	24.73	AV	V	17.44	42.17	54.00	11.83

802.11n ht40 Mode:

Frequency (MHz)	Receiver		Polar (H/V)	Factor (dB/m)	Result (dBμV/m)	Limit (dBμV/m)	Margin (dB)
	Reading (dBμV)	Detector					
Low Channel: 5270 MHz							
10540.000	33.24	PK	H	14.44	47.68	68.20	20.52
10540.000	33.36	PK	V	14.44	47.80	68.20	20.40
15810.000	36.26	PK	H	16.80	53.06	74.00	20.94
15810.000	24.28	AV	H	16.80	41.08	54.00	12.92
15810.000	36.34	PK	V	16.80	53.14	74.00	20.86
15810.000	24.55	AV	V	16.80	41.35	54.00	12.65
High Channel: 5310 MHz							
10620.000	35.19	PK	H	14.29	49.48	74.00	24.52
10620.000	23.47	AV	H	14.29	37.76	54.00	16.24
10620.000	35.43	PK	V	14.29	49.72	74.00	24.28
10620.000	23.56	AV	V	14.29	37.85	54.00	16.15
15930.000	36.31	PK	H	17.53	53.84	74.00	20.16
15930.000	24.29	AV	H	17.53	41.82	54.00	12.18
15930.000	36.67	PK	V	17.53	54.20	74.00	19.80
15930.000	24.55	AV	V	17.53	42.08	54.00	11.92

802.11ac80 Mode:

Frequency (MHz)	Receiver		Polar (H/V)	Factor (dB/m)	Result (dBμV/m)	Limit (dBμV/m)	Margin (dB)
	Reading (dBμV)	Detector					
Middle Channel: 5290 MHz							
10580.000	33.36	PK	H	14.62	47.98	68.20	20.22
10580.000	33.36	PK	V	14.62	47.98	68.20	20.22
15870.000	35.93	PK	H	17.34	53.27	74.00	20.73
15870.000	24.10	AV	H	17.34	41.44	54.00	12.56
15870.000	35.74	PK	V	17.34	53.08	74.00	20.92
15870.000	23.88	AV	V	17.34	41.22	54.00	12.78

802.11ax20 RU Full Mode:

Frequency (MHz)	Receiver		Polar (H/V)	Factor (dB/m)	Result (dBμV/m)	Limit (dBμV/m)	Margin (dB)
	Reading (dBμV)	Detector					
Low Channel: 5260 MHz							
10520.000	33.39	PK	H	14.35	47.74	68.20	20.46
10520.000	33.54	PK	V	14.35	47.89	68.20	20.31
15780.000	35.93	PK	H	16.56	52.49	74.00	21.51
15780.000	23.41	AV	H	16.56	39.97	54.00	14.03
15780.000	35.71	PK	V	16.56	52.27	74.00	21.73
15780.000	23.66	AV	V	16.56	40.22	54.00	13.78
Middle Channel: 5280 MHz							
10560.000	34.56	PK	H	14.53	49.09	68.20	19.11
10560.000	34.12	PK	V	14.53	48.65	68.20	19.55
15840.000	35.90	PK	H	17.07	52.97	74.00	21.03
15840.000	23.61	AV	H	17.07	40.68	54.00	13.32
15840.000	35.47	PK	V	17.07	52.54	74.00	21.46
15840.000	23.38	AV	V	17.07	40.45	54.00	13.55
High Channel: 5320 MHz							
10640.000	33.73	PK	H	13.87	47.60	74.00	26.40
10640.000	21.52	AV	H	13.87	35.39	54.00	18.61
10640.000	34.12	PK	V	13.87	47.99	74.00	26.01
10640.000	21.48	AV	V	13.87	35.35	54.00	18.65
15960.000	36.61	PK	H	17.44	54.05	74.00	19.95
15960.000	24.50	AV	H	17.44	41.94	54.00	12.06
15960.000	36.44	PK	V	17.44	53.88	74.00	20.12
15960.000	24.39	AV	V	17.44	41.83	54.00	12.17

802.11ax40 RU Full Mode:

Frequency (MHz)	Receiver		Polar (H/V)	Factor (dB/m)	Result (dBμV/m)	Limit (dBμV/m)	Margin (dB)
	Reading (dBμV)	Detector					
Low Channel: 5270 MHz							
10540.000	33.36	PK	H	14.44	47.80	68.20	20.40
10540.000	33.57	PK	V	14.44	48.01	68.20	20.19
15810.000	36.15	PK	H	16.80	52.95	74.00	21.05
15810.000	24.28	AV	H	16.80	41.08	54.00	12.92
15810.000	36.23	PK	V	16.80	53.03	74.00	20.97
15810.000	24.48	AV	V	16.80	41.28	54.00	12.72
High Channel: 5310 MHz							
10620.000	33.84	PK	H	14.29	48.13	74.00	25.87
10620.000	21.47	AV	H	14.29	35.76	54.00	18.24
10620.000	33.36	PK	V	14.29	47.65	74.00	26.35
10620.000	21.47	AV	V	14.29	35.76	54.00	18.24
15930.000	36.04	PK	H	17.53	53.57	74.00	20.43
15930.000	24.26	AV	H	17.53	41.79	54.00	12.21
15930.000	36.39	PK	V	17.53	53.92	74.00	20.08
15930.000	24.45	AV	V	17.53	41.98	54.00	12.02

802.11ax80 RU Full Mode:

Frequency (MHz)	Receiver		Polar (H/V)	Factor (dB/m)	Result (dBμV/m)	Limit (dBμV/m)	Margin (dB)
	Reading (dBμV)	Detector					
Middle Channel: 5290 MHz							
10580.000	33.66	PK	H	14.62	48.28	68.20	19.92
10580.000	33.54	PK	V	14.62	48.16	68.20	20.04
15870.000	34.97	PK	H	17.34	52.31	74.00	21.69
15870.000	22.25	AV	H	17.34	39.59	54.00	14.41
15870.000	35.11	PK	V	17.34	52.45	74.00	21.55
15870.000	23.08	AV	V	17.34	40.42	54.00	13.58

802.11ax20 Mode:

Frequency (MHz)	Receiver		Polar (H/V)	Factor (dB/m)	Result (dBμV/m)	Limit (dBμV/m)	Margin (dB)
	Reading (dBμV)	Detector					
RU 26/0, Low Channel: 5260 MHz							
10520.000	33.34	PK	H	14.35	47.69	68.20	20.51
10520.000	33.45	PK	V	14.35	47.80	68.20	20.40
15780.000	35.65	PK	H	16.56	52.21	74.00	21.79
15780.000	23.41	AV	H	16.56	39.97	54.00	14.03
15780.000	35.65	PK	V	16.56	52.21	74.00	21.79
15780.000	23.64	AV	V	16.56	40.20	54.00	13.80
RU 26/0, Middle Channel: 5280 MHz							
10560.000	33.12	PK	H	14.53	47.65	68.20	20.55
10560.000	33.52	PK	V	14.53	48.05	68.20	20.15
15840.000	34.80	PK	H	17.07	51.87	74.00	22.13
15840.000	22.36	AV	H	17.07	39.43	54.00	14.57
15840.000	34.28	PK	V	17.07	51.35	74.00	22.65
15840.000	22.43	AV	V	17.07	39.50	54.00	14.50
RU 26/8, High Channel: 5320 MHz							
10640.000	34.22	PK	H	13.87	48.09	74.00	25.91
10640.000	22.46	AV	H	13.87	36.33	54.00	17.67
10640.000	34.25	PK	V	13.87	48.12	74.00	25.88
10640.000	22.58	AV	V	13.87	36.45	54.00	17.55
15960.000	36.26	PK	H	17.44	53.70	74.00	20.30
15960.000	24.21	AV	H	17.44	41.65	54.00	12.35
15960.000	36.59	PK	V	17.44	54.03	74.00	19.97
15960.000	24.50	AV	V	17.44	41.94	54.00	12.06

802.11ax40 Mode:

Frequency (MHz)	Receiver		Polar (H/V)	Factor (dB/m)	Result (dBμV/m)	Limit (dBμV/m)	Margin (dB)
	Reading (dBμV)	Detector					
RU 26/0, Low Channel: 5270 MHz							
10540.000	33.04	PK	H	14.44	47.48	68.20	20.72
10540.000	21.78	PK	V	14.44	36.22	68.20	31.98
15810.000	35.84	PK	H	16.80	52.64	74.00	21.36
15810.000	22.39	AV	H	16.80	39.19	54.00	14.81
15810.000	35.41	PK	V	16.80	52.21	74.00	21.79
15810.000	22.38	AV	V	16.80	39.18	54.00	14.82
RU 26/17, High Channel: 5310 MHz							
10620.000	33.55	PK	H	14.29	47.84	74.00	26.16
10620.000	21.48	AV	H	14.29	35.77	54.00	18.23
10620.000	33.65	PK	V	14.29	47.94	74.00	26.06
10620.000	21.54	AV	V	14.29	35.83	54.00	18.17
15930.000	35.78	PK	H	17.53	53.31	74.00	20.69
15930.000	23.34	AV	H	17.53	40.87	54.00	13.13
15930.000	35.61	PK	V	17.53	53.14	74.00	20.86
15930.000	23.36	AV	V	17.53	40.89	54.00	13.11

802.11ax80 Mode:

Frequency (MHz)	Receiver		Polar (H/V)	Factor (dB/m)	Result (dBμV/m)	Limit (dBμV/m)	Margin (dB)
	Reading (dBμV)	Detector					
RU 26/0, Middle Channel: 5290 MHz							
10580.000	33.65	PK	H	14.62	48.27	68.20	19.93
10580.000	33.54	PK	V	14.62	48.16	68.20	20.04
15870.000	34.53	PK	H	17.34	51.87	74.00	22.13
15870.000	22.47	AV	H	17.34	39.81	54.00	14.19
15870.000	34.58	PK	V	17.34	51.92	74.00	22.08
15870.000	22.25	AV	V	17.34	39.59	54.00	14.41

5470-5725MHz
802.11a Mode:

Frequency (MHz)	Receiver		Polar (H/V)	Factor (dB/m)	Result (dBμV/m)	Limit (dBμV/m)	Margin (dB)
	Reading (dBμV)	Detector					
Low Channel: 5500 MHz							
11000.000	33.74	PK	H	14.62	48.36	74.00	25.64
11000.000	22.01	AV	H	14.62	36.63	54.00	17.37
11000.000	34.56	PK	V	14.62	49.18	74.00	24.82
11000.000	23.00	AV	V	14.62	37.62	54.00	16.38
16500.000	36.54	PK	H	18.35	54.89	68.20	13.31
16500.000	36.45	PK	V	18.35	54.80	68.20	13.40
Middle Channel: 5580 MHz							
11160.000	33.63	PK	H	14.65	48.28	74.00	25.72
11160.000	21.41	AV	H	14.65	36.06	54.00	17.94
11160.000	33.63	PK	V	14.65	48.28	74.00	25.72
11160.000	21.58	AV	V	14.65	36.23	54.00	17.77
16740.000	34.52	PK	H	18.30	52.82	68.20	15.38
16740.000	34.69	PK	V	18.30	52.99	68.20	15.21
High Channel: 5700 MHz							
11400.000	33.31	PK	H	13.60	46.91	74.00	27.09
11400.000	21.25	AV	H	13.60	34.85	54.00	19.15
11400.000	33.35	PK	V	13.60	46.95	74.00	27.05
11400.000	21.41	AV	V	13.60	35.01	54.00	18.99
17100.000	33.25	PK	H	21.60	54.85	68.20	13.35
17100.000	33.17	PK	V	21.60	54.77	68.20	13.43

802.11n ht20 Mode:

Frequency (MHz)	Receiver		Polar (H/V)	Factor (dB/m)	Result (dBμV/m)	Limit (dBμV/m)	Margin (dB)
	Reading (dBμV)	Detector					
Low Channel: 5500 MHz							
11000.000	33.78	PK	H	14.62	48.40	74.00	25.60
11000.000	21.46	AV	H	14.62	36.08	54.00	17.92
11000.000	33.78	PK	V	14.62	48.40	74.00	25.60
11000.000	21.58	AV	V	14.62	36.20	54.00	17.80
16500.000	34.34	PK	H	18.35	52.69	68.20	15.51
16500.000	34.28	PK	V	18.35	52.63	68.20	15.57
Middle Channel: 5580 MHz							
11160.000	33.60	PK	H	14.65	48.25	74.00	25.75
11160.000	21.47	AV	H	14.65	36.12	54.00	17.88
11160.000	33.47	PK	V	14.65	48.12	74.00	25.88
11160.000	21.63	AV	V	14.65	36.28	54.00	17.72
16740.000	33.66	PK	H	18.30	51.96	68.20	16.24
16740.000	33.69	PK	V	18.30	51.99	68.20	16.21
High Channel: 5700 MHz							
11400.000	33.59	PK	H	13.60	47.19	74.00	26.81
11400.000	21.52	AV	H	13.60	35.12	54.00	18.88
11400.000	34.10	PK	V	13.60	47.70	74.00	26.30
11400.000	22.06	AV	V	13.60	35.66	54.00	18.34
17100.000	35.09	PK	H	21.60	56.69	68.20	11.51
17100.000	35.11	PK	V	21.60	56.71	68.20	11.49

802.11n ht40 Mode:

Frequency (MHz)	Receiver		Polar (H/V)	Factor (dB/m)	Result (dBμV/m)	Limit (dBμV/m)	Margin (dB)
	Reading (dBμV)	Detector					
Low Channel: 5510 MHz							
11020.000	33.47	PK	H	14.54	48.01	74.00	25.99
11020.000	21.52	AV	H	14.54	36.06	54.00	17.94
11020.000	34.20	PK	V	14.54	48.74	74.00	25.26
11020.000	22.13	AV	V	14.54	36.67	54.00	17.33
16530.000	33.57	PK	H	18.63	52.20	68.20	16.00
16530.000	33.47	PK	V	18.63	52.10	68.20	16.10
Middle Channel: 5550 MHz							
11100.000	33.37	PK	H	14.18	47.55	74.00	26.45
11100.000	21.47	AV	H	14.18	35.65	54.00	18.35
11100.000	33.69	PK	V	14.18	47.87	74.00	26.13
11100.000	21.69	AV	V	14.18	35.87	54.00	18.13
16650.000	36.20	PK	H	18.75	54.95	68.20	13.25
16650.000	36.41	PK	V	18.75	55.16	68.20	13.04
High Channel: 5670 MHz							
11340.000	33.22	PK	H	14.40	47.62	74.00	26.38
11340.000	21.47	AV	H	14.40	35.87	54.00	18.13
11340.000	33.65	PK	V	14.40	48.05	74.00	25.95
11340.000	21.66	AV	V	14.40	36.06	54.00	17.94
17010.000	34.93	PK	H	20.10	55.03	68.20	13.17
17010.000	35.20	PK	V	20.10	55.30	68.20	12.90

802.11ac80 Mode:

Frequency (MHz)	Receiver		Polar (H/V)	Factor (dB/m)	Result (dBμV/m)	Limit (dBμV/m)	Margin (dB)
	Reading (dBμV)	Detector					
Low Channel: 5530 MHz							
11060.000	33.39	PK	H	14.36	47.75	74.00	26.25
11060.000	21.85	AV	H	14.36	36.21	54.00	17.79
11060.000	33.47	PK	V	14.36	47.83	74.00	26.17
11060.000	21.32	AV	V	14.36	35.68	54.00	18.32
16590.000	34.31	PK	H	19.18	53.49	68.20	14.71
16590.000	34.74	PK	V	19.18	53.92	68.20	14.28
Middle Channel: 5610 MHz							
11220.000	33.06	PK	H	14.95	48.01	74.00	25.99
11220.000	21.44	AV	H	14.95	36.39	54.00	17.61
11220.000	33.35	PK	V	14.95	48.30	74.00	25.70
11220.000	21.58	AV	V	14.95	36.53	54.00	17.47
16830.000	34.40	PK	H	18.92	53.32	68.20	14.88
16830.000	35.10	PK	V	18.92	54.02	68.20	14.18

802.11ax20 RU Full Mode:

Frequency (MHz)	Receiver		Polar (H/V)	Factor (dB/m)	Result (dBμV/m)	Limit (dBμV/m)	Margin (dB)
	Reading (dBμV)	Detector					
Low Channel: 5500 MHz							
11000.000	34.70	PK	H	14.62	49.32	74.00	24.68
11000.000	22.25	AV	H	14.62	36.87	54.00	17.13
11000.000	34.10	PK	V	14.62	48.72	74.00	25.28
11000.000	22.36	AV	V	14.62	36.98	54.00	17.02
16500.000	34.14	PK	H	18.35	52.49	68.20	15.71
16500.000	34.57	PK	V	18.35	52.92	68.20	15.28
Middle Channel: 5580 MHz							
11160.000	33.85	PK	H	14.65	48.50	74.00	25.50
11160.000	21.58	AV	H	14.65	36.23	54.00	17.77
11160.000	34.11	PK	V	14.65	48.76	74.00	25.24
11160.000	22.03	AV	V	14.65	36.68	54.00	17.32
16740.000	34.67	PK	H	18.30	52.97	68.20	15.23
16740.000	34.69	PK	V	18.30	52.99	68.20	15.21
High Channel: 5700 MHz							
11400.000	33.65	PK	H	13.60	47.25	74.00	26.75
11400.000	21.52	AV	H	13.60	35.12	54.00	18.88
11400.000	34.10	PK	V	13.60	47.70	74.00	26.30
11400.000	22.14	AV	V	13.60	35.74	54.00	18.26
17100.000	34.07	PK	H	21.60	55.67	68.20	12.53
17100.000	34.69	PK	V	21.60	56.29	68.20	11.91

802.11ax40 RU Full Mode:

Frequency (MHz)	Receiver		Polar (H/V)	Factor (dB/m)	Result (dBμV/m)	Limit (dBμV/m)	Margin (dB)
	Reading (dBμV)	Detector					
Low Channel: 5510 MHz							
11020.000	33.43	PK	H	14.54	47.97	74.00	26.03
11020.000	21.71	AV	H	14.54	36.25	54.00	17.75
11020.000	33.68	PK	V	14.54	48.22	74.00	25.78
11020.000	21.52	AV	V	14.54	36.06	54.00	17.94
16530.000	34.66	PK	H	18.63	53.29	68.20	14.91
16530.000	34.66	PK	V	18.63	53.29	68.20	14.91
Middle Channel: 5550 MHz							
11100.000	33.16	PK	H	14.18	47.34	74.00	26.66
11100.000	21.54	AV	H	14.18	35.72	54.00	18.28
11100.000	34.17	PK	V	14.18	48.35	74.00	25.65
11100.000	22.21	AV	V	14.18	36.39	54.00	17.61
16650.000	34.61	PK	H	18.75	53.36	68.20	14.84
16650.000	35.10	PK	V	18.75	53.85	68.20	14.35
High Channel: 5670 MHz							
11340.000	33.80	PK	H	14.40	48.20	74.00	25.80
11340.000	21.64	AV	H	14.40	36.04	54.00	17.96
11340.000	34.39	PK	V	14.40	48.79	74.00	25.21
11340.000	22.19	AV	V	14.40	36.59	54.00	17.41
17010.000	34.22	PK	H	20.10	54.32	68.20	13.88
17010.000	35.11	PK	V	20.10	55.21	68.20	12.99

802.11ax80 RU Full Mode:

Frequency (MHz)	Receiver		Polar (H/V)	Factor (dB/m)	Result (dBμV/m)	Limit (dBμV/m)	Margin (dB)
	Reading (dBμV)	Detector					
Low Channel: 5530 MHz							
11060.000	33.35	PK	H	14.36	47.71	74.00	26.29
11060.000	21.88	AV	H	14.36	36.24	54.00	17.76
11060.000	34.21	PK	V	14.36	48.57	74.00	25.43
11060.000	22.18	AV	V	14.36	36.54	54.00	17.46
16590.000	34.68	PK	H	19.18	53.86	68.20	14.34
16590.000	35.02	PK	V	19.18	54.20	68.20	14.00
Middle Channel: 5610 MHz							
11220.000	34.01	PK	H	14.95	48.96	74.00	25.04
11220.000	22.20	AV	H	14.95	37.15	54.00	16.85
11220.000	34.56	PK	V	14.95	49.51	74.00	24.49
11220.000	22.39	AV	V	14.95	37.34	54.00	16.66
16830.000	34.54	PK	H	18.92	53.46	68.20	14.74
16830.000	34.57	PK	V	18.92	53.49	68.20	14.71

802.11ax20 Mode:

Frequency (MHz)	Receiver		Polar (H/V)	Factor (dB/m)	Result (dBμV/m)	Limit (dBμV/m)	Margin (dB)
	Reading (dBμV)	Detector					
RU 26/0, Low Channel: 5500 MHz							
11000.000	33.28	PK	H	14.62	47.90	74.00	26.10
11000.000	21.47	AV	H	14.62	36.09	54.00	17.91
11000.000	33.69	PK	V	14.62	48.31	74.00	25.69
11000.000	21.56	AV	V	14.62	36.18	54.00	17.82
16500.000	34.43	PK	H	18.35	52.78	68.20	15.42
16500.000	34.58	PK	V	18.35	52.93	68.20	15.27
RU 26/0, Middle Channel: 5580 MHz							
11160.000	34.49	PK	H	14.65	49.14	74.00	24.86
11160.000	22.69	AV	H	14.65	37.34	54.00	16.66
11160.000	34.74	PK	V	14.65	49.39	74.00	24.61
11160.000	22.46	AV	V	14.65	37.11	54.00	16.89
16740.000	35.65	PK	H	18.30	53.95	68.20	14.25
16740.000	35.41	PK	V	18.30	53.71	68.20	14.49
RU 26/8, High Channel: 5700 MHz							
11400.000	33.83	PK	H	13.60	47.43	74.00	26.57
11400.000	21.49	AV	H	13.60	35.09	54.00	18.91
11400.000	33.58	PK	V	13.60	47.18	74.00	26.82
11400.000	21.56	AV	V	13.60	35.16	54.00	18.84
17100.000	33.70	PK	H	21.60	55.30	68.20	12.90
17100.000	34.11	PK	V	21.60	55.71	68.20	12.49

802.11ax40 Mode:

Frequency (MHz)	Receiver		Polar (H/V)	Factor (dB/m)	Result (dBμV/m)	Limit (dBμV/m)	Margin (dB)
	Reading (dBμV)	Detector					
RU 26/0, Low Channel: 5510 MHz							
11020.000	33.21	PK	H	14.54	47.75	74.00	26.25
11020.000	21.86	AV	H	14.54	36.40	54.00	17.60
11020.000	34.10	PK	V	14.54	48.64	74.00	25.36
11020.000	22.28	AV	V	14.54	36.82	54.00	17.18
16530.000	33.96	PK	H	18.63	52.59	68.20	15.61
16530.000	34.11	PK	V	18.63	52.74	68.20	15.46
RU 26/0, Middle Channel: 5550 MHz							
11100.000	33.81	PK	H	14.18	47.99	74.00	26.01
11100.000	21.58	AV	H	14.18	35.76	54.00	18.24
11100.000	33.89	PK	V	14.18	48.07	74.00	25.93
11100.000	21.41	AV	V	14.18	35.59	54.00	18.41
16650.000	34.65	PK	H	18.76	53.41	68.20	14.79
16650.000	34.67	PK	V	18.76	53.43	68.20	14.77
RU 26/17, High Channel: 5670 MHz							
11340.000	33.15	PK	H	14.40	47.55	74.00	26.45
11340.000	21.49	AV	H	14.40	35.89	54.00	18.11
11340.000	33.52	PK	V	14.40	47.92	74.00	26.08
11340.000	21.54	AV	V	14.40	35.94	54.00	18.06
17010.000	34.70	PK	H	20.10	54.80	68.20	13.40
17010.000	34.55	PK	V	20.10	54.65	68.20	13.55

802.11ax80 Mode:

Frequency (MHz)	Receiver		Polar (H/V)	Factor (dB/m)	Result (dBμV/m)	Limit (dBμV/m)	Margin (dB)
	Reading (dBμV)	Detector					
RU 26/0, Low Channel: 5530 MHz							
11060.000	34.50	PK	H	14.36	48.86	74.00	25.14
11060.000	22.41	AV	H	14.36	36.77	54.00	17.23
11060.000	34.56	PK	V	14.36	48.92	74.00	25.08
11060.000	22.36	AV	V	14.36	36.72	54.00	17.28
16590.000	35.16	PK	H	19.18	54.34	68.20	13.86
16590.000	35.47	PK	V	19.18	54.65	68.20	13.55
RU 26/0, Middle Channel: 5610 MHz							
11220.000	34.83	PK	H	14.95	49.78	74.00	24.22
11220.000	22.25	AV	H	14.95	37.20	54.00	16.80
11220.000	34.58	PK	V	14.95	49.53	74.00	24.47
11220.000	22.37	AV	V	14.95	37.32	54.00	16.68
16830.000	34.92	PK	H	18.92	53.84	68.20	14.36
16830.000	34.71	PK	V	18.92	53.63	68.20	14.57

5725-5850MHz

802.11a Mode:

Frequency (MHz)	Receiver		Polar (H/V)	Factor (dB/m)	Result (dBμV/m)	Limit (dBμV/m)	Margin (dB)
	Reading (dBμV)	Detector					
Low Channel: 5745 MHz							
11490.000	33.60	PK	H	14.06	47.66	74.00	26.34
11490.000	21.58	AV	H	14.06	35.64	54.00	18.36
11490.000	33.69	PK	V	14.06	47.75	74.00	26.25
11490.000	21.68	AV	V	14.06	35.74	54.00	18.26
17235.000	35.22	PK	H	21.38	56.60	68.20	11.60
17235.000	35.11	PK	V	21.38	56.49	68.20	11.71
Middle Channel: 5785 MHz							
11570.000	33.88	PK	H	15.46	49.34	74.00	24.66
11570.000	21.57	AV	H	15.46	37.03	54.00	16.97
11570.000	34.22	PK	V	15.46	49.68	74.00	24.32
11570.000	22.41	AV	V	15.46	37.87	54.00	16.13
17355.000	33.63	PK	H	21.48	55.11	68.20	13.09
17355.000	34.66	PK	V	21.48	56.14	68.20	12.06
High Channel: 5825 MHz							
11650.000	34.80	PK	H	15.54	50.34	74.00	23.66
11650.000	22.25	AV	H	15.54	37.79	54.00	16.21
11650.000	35.10	PK	V	15.54	50.64	74.00	23.36
11650.000	23.06	AV	V	15.54	38.60	54.00	15.40
17475.000	33.72	PK	H	22.53	56.25	68.20	11.95
17475.000	34.02	PK	V	22.53	56.55	68.20	11.65

802.11n ht20 Mode:

Frequency (MHz)	Receiver		Polar (H/V)	Factor (dB/m)	Result (dBμV/m)	Limit (dBμV/m)	Margin (dB)
	Reading (dBμV)	Detector					
Low Channel: 5745 MHz							
11490.000	33.04	PK	H	14.06	47.10	74.00	26.90
11490.000	21.28	AV	H	14.06	35.34	54.00	18.66
11490.000	34.12	PK	V	14.06	48.18	74.00	25.82
11490.000	22.41	AV	V	14.06	36.47	54.00	17.53
17235.000	35.01	PK	H	21.38	56.39	68.20	11.81
17235.000	35.66	PK	V	21.38	57.04	68.20	11.16
Middle Channel: 5785 MHz							
11570.000	34.87	PK	H	15.46	50.33	74.00	23.67
11570.000	22.41	AV	H	15.46	37.87	54.00	16.13
11570.000	34.56	PK	V	15.46	50.02	74.00	23.98
11570.000	22.54	AV	V	15.46	38.00	54.00	16.00
17355.000	33.09	PK	H	21.48	54.57	68.20	13.63
17355.000	33.36	PK	V	21.48	54.84	68.20	13.36
High Channel: 5825 MHz							
11650.000	34.08	PK	H	15.54	49.62	74.00	24.38
11650.000	22.56	AV	H	15.54	38.10	54.00	15.90
11650.000	34.57	PK	V	15.54	50.11	74.00	23.89
11650.000	22.27	AV	V	15.54	37.81	54.00	16.19
17475.000	33.75	PK	H	22.53	56.28	68.20	11.92
17475.000	33.69	PK	V	22.53	56.22	68.20	11.98

802.11n ht40 Mode:

Frequency (MHz)	Receiver		Polar (H/V)	Factor (dB/m)	Result (dBμV/m)	Limit (dBμV/m)	Margin (dB)
	Reading (dBμV)	Detector					
Low Channel: 5755 MHz							
11510.000	33.23	PK	H	14.30	47.53	74.00	26.47
11510.000	21.88	AV	H	14.30	36.18	54.00	17.82
11510.000	34.10	PK	V	14.30	48.40	74.00	25.60
11510.000	22.21	AV	V	14.30	36.51	54.00	17.49
17265.000	33.58	PK	H	21.25	54.83	68.20	13.37
17265.000	34.52	PK	V	21.25	55.77	68.20	12.43
High Channel: 5795 MHz							
11590.000	34.47	PK	H	15.84	50.31	74.00	23.69
11590.000	22.63	AV	H	15.84	38.47	54.00	15.53
11590.000	34.57	PK	V	15.84	50.41	74.00	23.59
11590.000	22.46	AV	V	15.84	38.30	54.00	15.70
17385.000	33.67	PK	H	21.68	55.35	68.20	12.85
17385.000	33.69	PK	V	21.68	55.37	68.20	12.83

802.11ac80 Mode:

Frequency (MHz)	Receiver		Polar (H/V)	Factor (dB/m)	Result (dBμV/m)	Limit (dBμV/m)	Margin (dB)
	Reading (dBμV)	Detector					
Middle Channel: 5775 MHz							
11550.000	34.11	PK	H	15.07	49.18	74.00	24.82
11550.000	22.21	AV	H	15.07	37.28	54.00	16.72
11550.000	34.25	PK	V	15.07	49.32	74.00	24.68
11550.000	22.28	AV	V	15.07	37.35	54.00	16.65
17325.000	33.36	PK	H	21.27	54.63	68.20	13.57
17325.000	33.85	PK	V	21.27	55.12	68.20	13.08

802.11ax20 RU Full Mode:

Frequency (MHz)	Receiver		Polar (H/V)	Factor (dB/m)	Result (dBμV/m)	Limit (dBμV/m)	Margin (dB)
	Reading (dBμV)	Detector					
Low Channel: 5745 MHz							
11490.000	34.73	PK	H	14.06	48.79	74.00	25.21
11490.000	22.25	AV	H	14.06	36.31	54.00	17.69
11490.000	34.25	PK	V	14.06	48.31	74.00	25.69
11490.000	22.28	AV	V	14.06	36.34	54.00	17.66
17235.000	35.60	PK	H	21.38	56.98	68.20	11.22
17235.000	35.41	PK	V	21.38	56.79	68.20	11.41
Middle Channel: 5785 MHz							
11570.000	34.11	PK	H	15.46	49.57	74.00	24.43
11570.000	22.34	AV	H	15.46	37.80	54.00	16.20
11570.000	34.19	PK	V	15.46	49.65	74.00	24.35
11570.000	22.41	AV	V	15.46	37.87	54.00	16.13
17355.000	34.36	PK	H	21.48	55.84	68.20	12.36
17355.000	34.63	PK	V	21.48	56.11	68.20	12.09
High Channel: 5825 MHz							
11650.000	35.40	PK	H	15.54	50.94	74.00	23.06
11650.000	22.58	AV	H	15.54	38.12	54.00	15.88
11650.000	35.36	PK	V	15.54	50.90	74.00	23.10
11650.000	22.39	AV	V	15.54	37.93	54.00	16.07
17475.000	34.21	PK	H	22.53	56.74	68.20	11.46
17475.000	34.27	PK	V	22.53	56.80	68.20	11.40

802.11ax40 RU Full Mode:

Frequency (MHz)	Receiver		Polar (H/V)	Factor (dB/m)	Result (dBμV/m)	Limit (dBμV/m)	Margin (dB)
	Reading (dBμV)	Detector					
Low Channel: 5755 MHz							
11510.000	33.70	PK	H	14.30	48.00	74.00	26.00
11510.000	21.52	AV	H	14.30	35.82	54.00	18.18
11510.000	33.63	PK	V	14.30	47.93	74.00	26.07
11510.000	21.47	AV	V	14.30	35.77	54.00	18.23
17265.000	33.26	PK	H	21.25	54.51	68.20	13.69
17265.000	33.39	PK	V	21.25	54.64	68.20	13.56
High Channel: 5795 MHz							
11590.000	33.45	PK	H	15.84	49.29	74.00	24.71
11590.000	21.58	AV	H	15.84	37.42	54.00	16.58
11590.000	33.58	PK	V	15.84	49.42	74.00	24.58
11590.000	22.59	AV	V	15.84	38.43	54.00	15.57
17385.000	33.20	PK	H	21.68	54.88	68.20	13.32
17385.000	34.13	PK	V	21.68	55.81	68.20	12.39

802.11ax80 RU Full Mode:

Frequency (MHz)	Receiver		Polar (H/V)	Factor (dB/m)	Result (dBμV/m)	Limit (dBμV/m)	Margin (dB)
	Reading (dBμV)	Detector					
Middle Channel: 5775 MHz							
11550.000	33.54	PK	H	15.07	48.61	74.00	25.39
11550.000	21.74	AV	H	15.07	36.81	54.00	17.19
11550.000	34.18	PK	V	15.07	49.25	74.00	24.75
11550.000	22.10	AV	V	15.07	37.17	54.00	16.83
17325.000	33.29	PK	H	21.27	54.56	68.20	13.64
17325.000	33.69	PK	V	21.27	54.96	68.20	13.24

802.11ax20 Mode:

Frequency (MHz)	Receiver		Polar (H/V)	Factor (dB/m)	Result (dBμV/m)	Limit (dBμV/m)	Margin (dB)
	Reading (dBμV)	Detector					
RU 26/0, Low Channel: 5745 MHz							
11490.000	33.25	PK	H	14.06	47.31	74.00	26.69
11490.000	21.96	AV	H	14.06	36.02	54.00	17.98
11490.000	34.16	PK	V	14.06	48.22	74.00	25.78
11490.000	22.71	AV	V	14.06	36.77	54.00	17.23
17235.000	34.01	PK	H	21.38	55.39	68.20	12.81
17235.000	34.28	PK	V	21.38	55.66	68.20	12.54
RU 26/0, Middle Channel: 5785 MHz							
11570.000	34.22	PK	H	15.46	49.68	74.00	24.32
11570.000	22.69	AV	H	15.46	38.15	54.00	15.85
11570.000	34.56	PK	V	15.46	50.02	74.00	23.98
11570.000	22.56	AV	V	15.46	38.02	54.00	15.98
17355.000	33.81	PK	H	21.48	55.29	68.20	12.91
17355.000	34.11	PK	V	21.48	55.59	68.20	12.61
RU 26/8, High Channel: 5825 MHz							
11650.000	36.12	PK	H	15.54	51.66	74.00	22.34
11650.000	24.54	AV	H	15.54	40.08	54.00	13.92
11650.000	36.45	PK	V	15.54	51.99	74.00	22.01
11650.000	24.57	AV	V	15.54	40.11	54.00	13.89
17475.000	34.39	PK	H	22.53	56.92	68.20	11.28
17475.000	34.52	PK	V	22.53	57.05	68.20	11.15

802.11ax40 Mode:

Frequency (MHz)	Receiver		Polar (H/V)	Factor (dB/m)	Result (dBμV/m)	Limit (dBμV/m)	Margin (dB)
	Reading (dBμV)	Detector					
RU 26/0, Low Channel: 5755 MHz							
11510.000	33.29	PK	H	14.30	47.59	74.00	26.41
11510.000	21.47	AV	H	14.30	35.77	54.00	18.23
11510.000	33.85	PK	V	14.30	48.15	74.00	25.85
11510.000	21.69	AV	V	14.30	35.99	54.00	18.01
17265.000	33.07	PK	H	21.25	54.32	68.20	13.88
17265.000	33.41	PK	V	21.25	54.66	68.20	13.54
RU 26/8, High Channel: 5795 MHz							
11590.000	34.10	PK	H	15.84	49.94	74.00	24.06
11590.000	22.47	AV	H	15.84	38.31	54.00	15.69
11590.000	34.55	PK	V	15.84	50.39	74.00	23.61
11590.000	22.53	AV	V	15.84	38.37	54.00	15.63
17385.000	33.79	PK	H	21.68	55.47	68.20	12.73
17385.000	34.10	PK	V	21.68	55.78	68.20	12.42

802.11ax80 Mode:

Frequency (MHz)	Receiver		Polar (H/V)	Factor (dB/m)	Result (dBμV/m)	Limit (dBμV/m)	Margin (dB)
	Reading (dBμV)	Detector					
RU 26/0, Middle Channel: 5775 MHz							
11550.000	34.05	PK	H	15.07	49.12	74.00	24.88
11550.000	22.28	AV	H	15.07	37.35	54.00	16.65
11550.000	34.45	PK	V	15.07	49.52	74.00	24.48
11550.000	22.58	AV	V	15.07	37.65	54.00	16.35
17325.000	34.22	PK	H	21.27	55.49	68.20	12.71
17325.000	35.20	PK	V	21.27	56.47	68.20	11.73

Band edge test plots

```
Project No.: 2403A43118E-RF
     Tester: Tao Zhu
  Condition: PK trace RBW:1MHz; VBW:3MHz; SWT:0.3sec AV trace RBW:1MHz; VBW:5kHz; SWT:auto
Polarization: Horizontal
       Note: a Low Channel 5180MHz Band 1 Chain 0
```

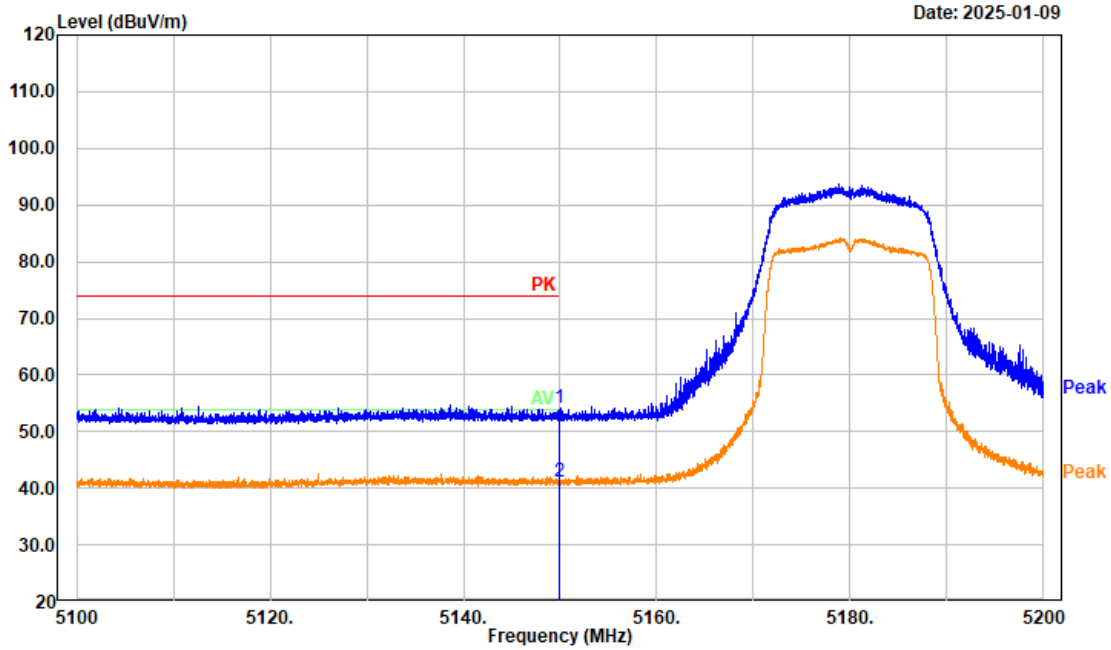

No.	Frequency (MHz)	Reading (dBµV)	Factor (dB/m)	Result (dBµV/m)	Limit (dBµV/m)	Margin (dB)	Detector
1	5150.000	44.60	9.49	54.09	74.00	19.91	Peak
2	5150.000	31.71	9.49	41.20	54.00	12.80	Average

```
Project No.: 2403A43118E-RF
     Tester: Tao Zhu
  Condition: PK trace RBW:1MHz; VBW:3MHz; SWT:0.3sec AV trace RBW:1MHz; VBW:5kHz; SWT:auto
Polarization: Vertical
       Note: a Low Channel 5180MHz Band 1 Chain 0
```

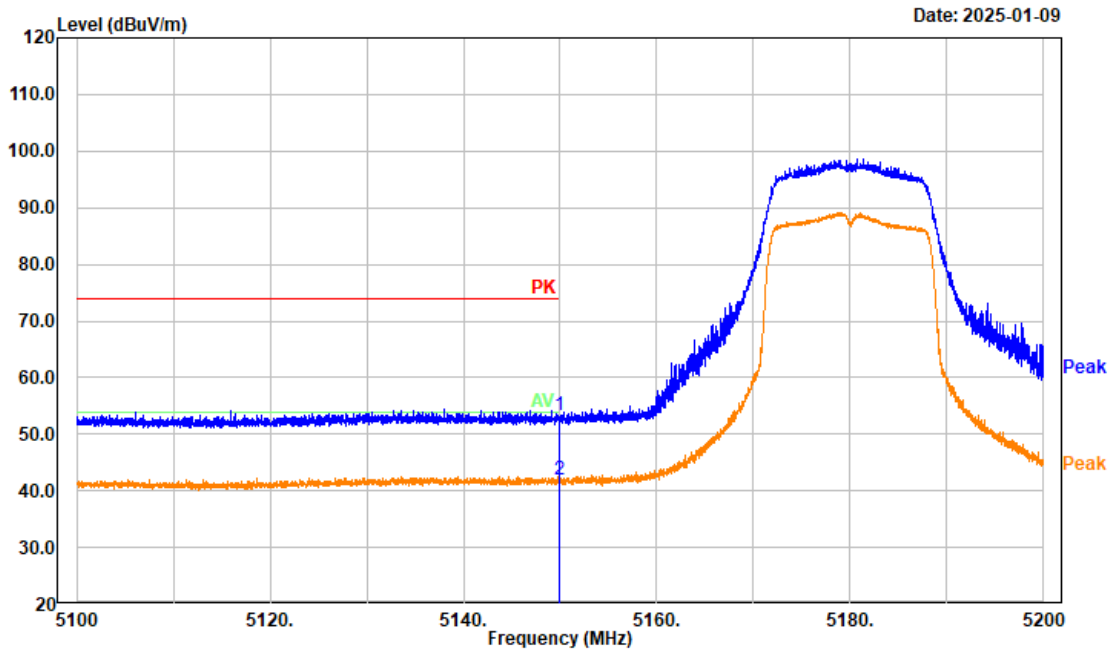

No.	Frequency (MHz)	Reading (dBµV)	Factor (dB/m)	Result (dBµV/m)	Limit (dBµV/m)	Margin (dB)	Detector
1	5150.000	43.92	9.49	53.41	74.00	20.59	Peak
2	5150.000	32.38	9.49	41.87	54.00	12.13	Average

```
Project No.: 2403A43118E-RF
     Tester: Tao Zhu
  Condition: PK trace RBW:1MHz; VBW:3MHz; SWT:0.3sec AV trace RBW:1MHz; VBW:5kHz; SWT:auto
Polarization: Horizontal
       Note: a High Channel 5240MHz Band 1 Chain 0
```

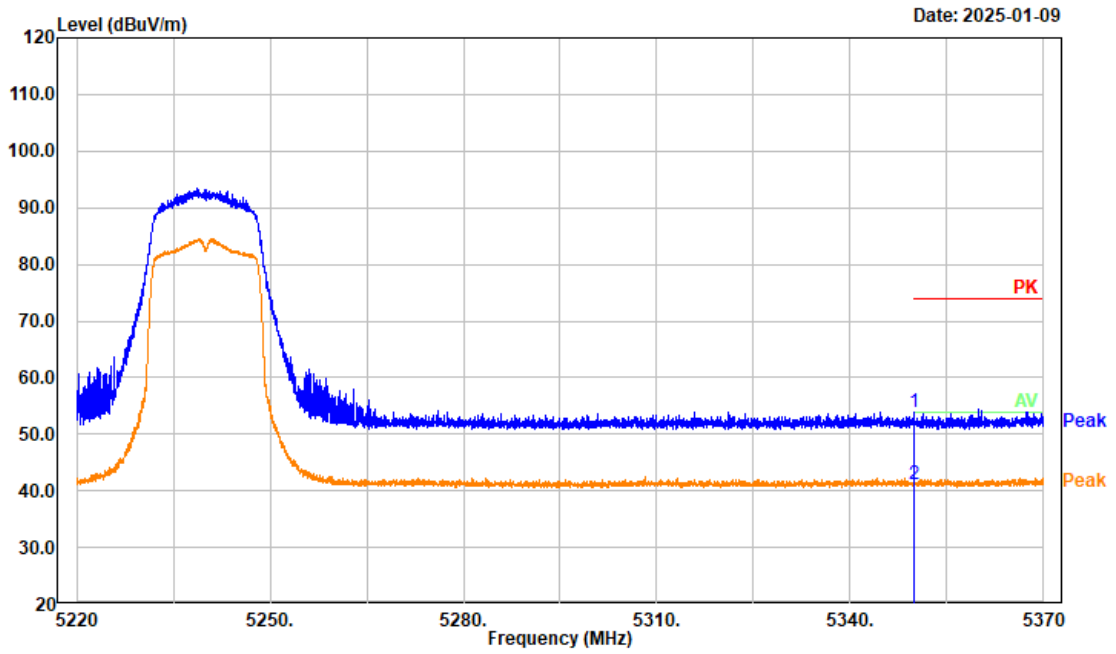

No.	Frequency (MHz)	Reading (dBμV)	Factor (dB/m)	Result (dBμV/m)	Limit (dBμV/m)	Margin (dB)	Detector
1	5350.000	44.65	9.34	53.99	74.00	20.01	Peak
2	5350.000	31.92	9.34	41.26	54.00	12.74	Average

```
Project No.: 2403A43118E-RF
     Tester: Tao Zhu
  Condition: PK trace RBW:1MHz; VBW:3MHz; SWT:0.3sec AV trace RBW:1MHz; VBW:5kHz; SWT:auto
Polarization: Vertical
       Note: a High Channel 5240MHz Band 1 Chain 0
```

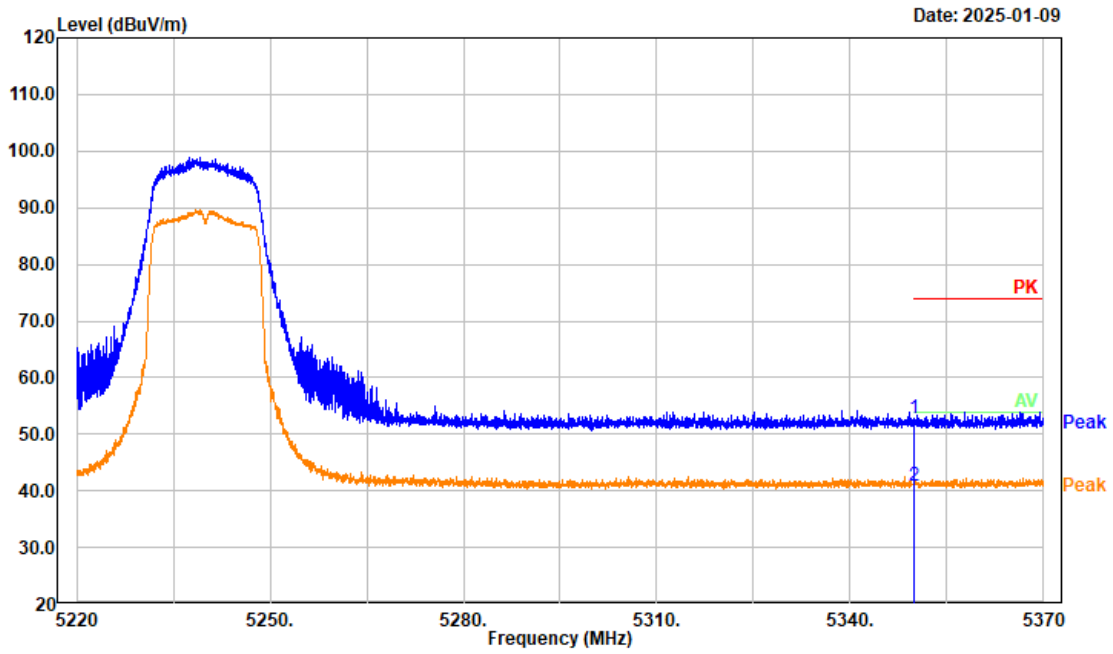

No.	Frequency (MHz)	Reading (dBμV)	Factor (dB/m)	Result (dBμV/m)	Limit (dBμV/m)	Margin (dB)	Detector
1	5350.000	43.45	9.34	52.79	74.00	21.21	Peak
2	5350.000	31.55	9.34	40.89	54.00	13.11	Average

```
Project No.: 2403A43118E-RF
     Tester: Tao Zhu
  Condition: PK trace RBW:1MHz; VBW:3MHz; SWT:0.3sec AV trace RBW:1MHz; VBW:5kHz; SWT:auto
Polarization: Horizontal
       Note: n20 Low Channel 5180MHz Band 1 Chain 0
```

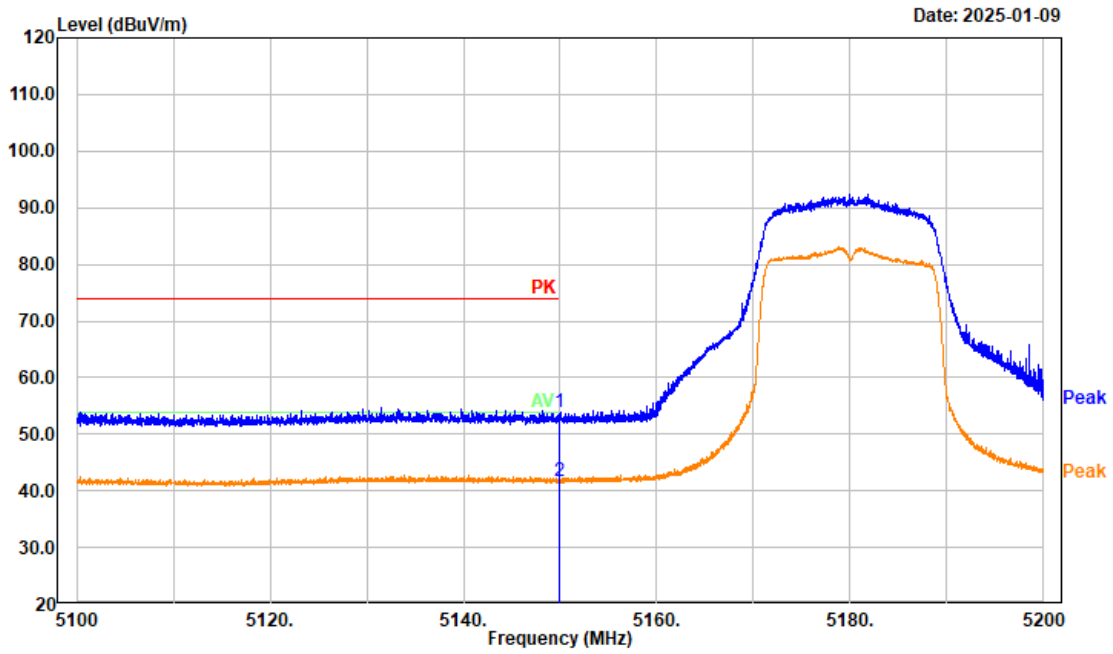

No.	Frequency (MHz)	Reading (dBµV)	Factor (dB/m)	Result (dBµV/m)	Limit (dBµV/m)	Margin (dB)	Detector
1	5150.000	44.34	9.49	53.83	74.00	20.17	Peak
2	5150.000	32.06	9.49	41.55	54.00	12.45	Average

```
Project No.: 2403A43118E-RF
     Tester: Tao Zhu
  Condition: PK trace RBW:1MHz; VBW:3MHz; SWT:0.3sec AV trace RBW:1MHz; VBW:5kHz; SWT:auto
Polarization: Vertical
       Note: n20 Low Channel 5180MHz Band 1 Chain 0
```

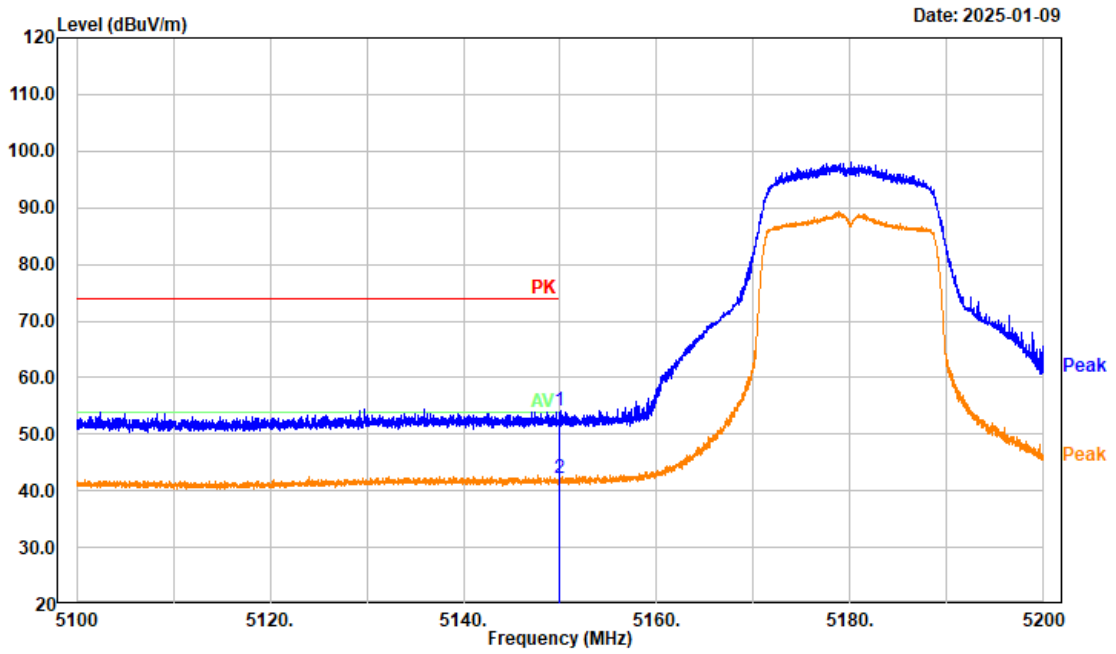

No.	Frequency (MHz)	Reading (dBµV)	Factor (dB/m)	Result (dBµV/m)	Limit (dBµV/m)	Margin (dB)	Detector
1	5150.000	44.54	9.49	54.03	74.00	19.97	Peak
2	5150.000	32.61	9.49	42.10	54.00	11.90	Average

```
Project No.: 2403A43118E-RF
     Tester: Tao Zhu
  Condition: PK trace RBW:1MHz; VBW:3MHz; SWT:0.3sec AV trace RBW:1MHz; VBW:5kHz; SWT:auto
Polarization: Horizontal
       Note: n20 High Channel 5240MHz Band 1 Chain 0
```

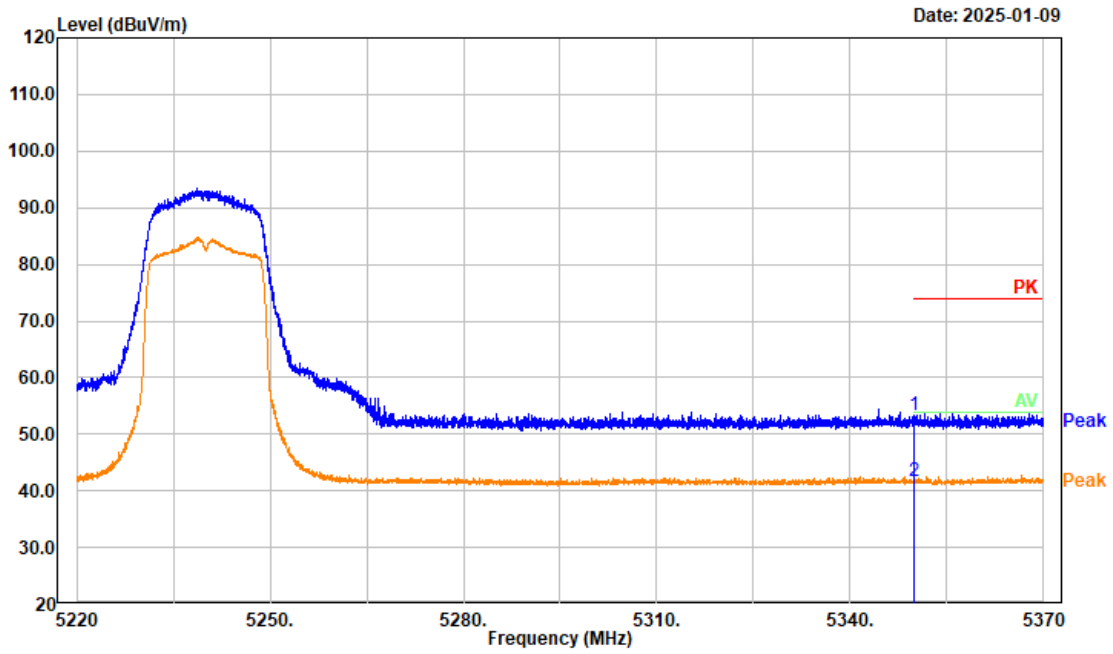

No.	Frequency (MHz)	Reading (dBµV)	Factor (dB/m)	Result (dBµV/m)	Limit (dBµV/m)	Margin (dB)	Detector
1	5350.000	44.10	9.34	53.44	74.00	20.56	Peak
2	5350.000	32.22	9.34	41.56	54.00	12.44	Average

```
Project No.: 2403A43118E-RF
     Tester: Tao Zhu
  Condition: PK trace RBW:1MHz; VBW:3MHz; SWT:0.3sec AV trace RBW:1MHz; VBW:5kHz; SWT:auto
Polarization: Vertical
       Note: n20 High Channel 5240MHz Band 1 Chain 0
```

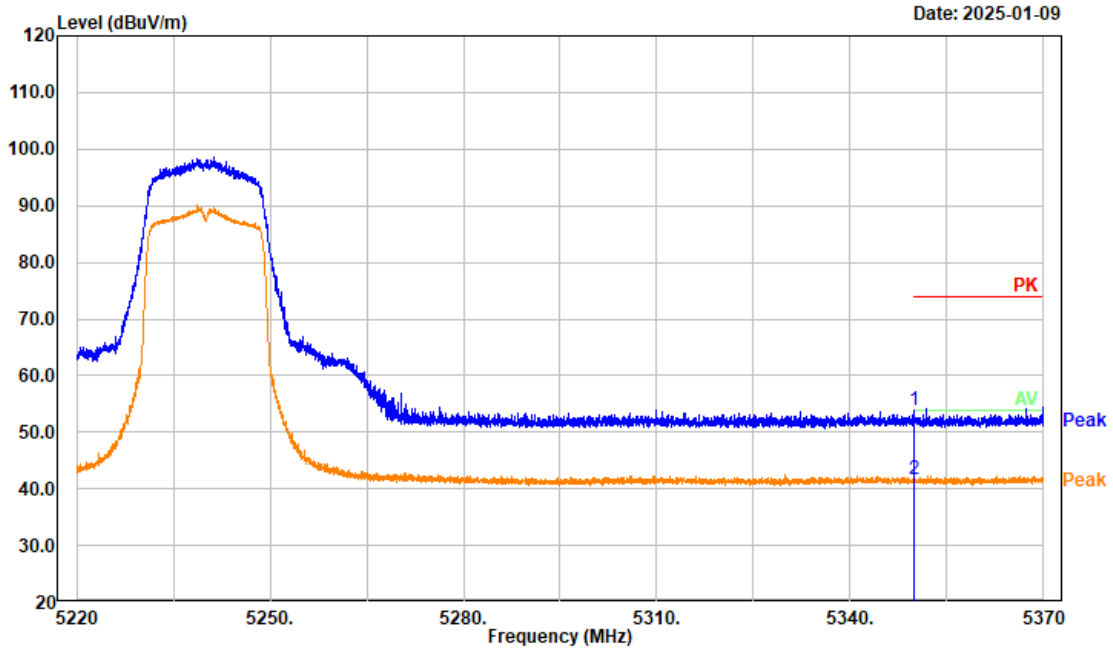

No.	Frequency (MHz)	Reading (dBµV)	Factor (dB/m)	Result (dBµV/m)	Limit (dBµV/m)	Margin (dB)	Detector
1	5350.000	44.64	9.34	53.98	74.00	20.02	Peak
2	5350.000	32.24	9.34	41.58	54.00	12.42	Average

```
Project No.: 2403A43118E-RF
     Tester: Tao Zhu
  Condition: PK trace RBW:1MHz; VBW:3MHz; SWT:0.3sec AV trace RBW:1MHz; VBW:5kHz; SWT:auto
Polarization: Horizontal
       Note: n40 Low Channel 5190MHz Band 1 Chain 0
```

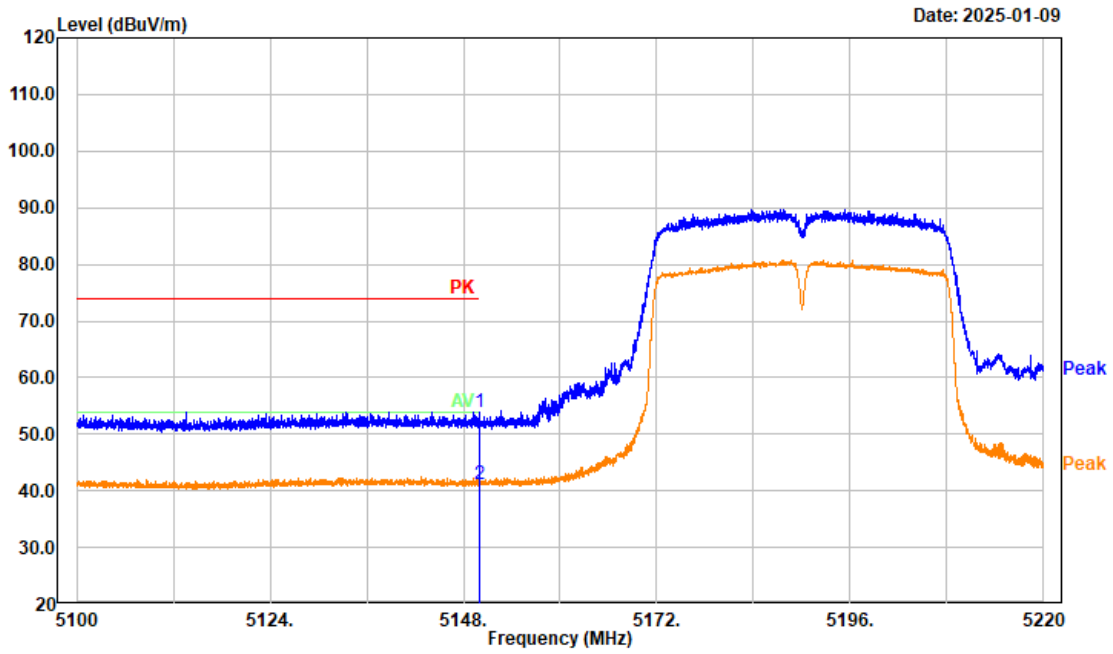

No.	Frequency (MHz)	Reading (dBµV)	Factor (dB/m)	Result (dBµV/m)	Limit (dBµV/m)	Margin (dB)	Detector
1	5150.000	44.36	9.49	53.85	74.00	20.15	Peak
2	5150.000	31.78	9.49	41.27	54.00	12.73	Average

```
Project No.: 2403A43118E-RF
     Tester: Tao Zhu
  Condition: PK trace RBW:1MHz; VBW:3MHz; SWT:0.3sec AV trace RBW:1MHz; VBW:5kHz; SWT:auto
Polarization: Vertical
       Note: n40 Low Channel 5190MHz Band 1 Chain 0
```

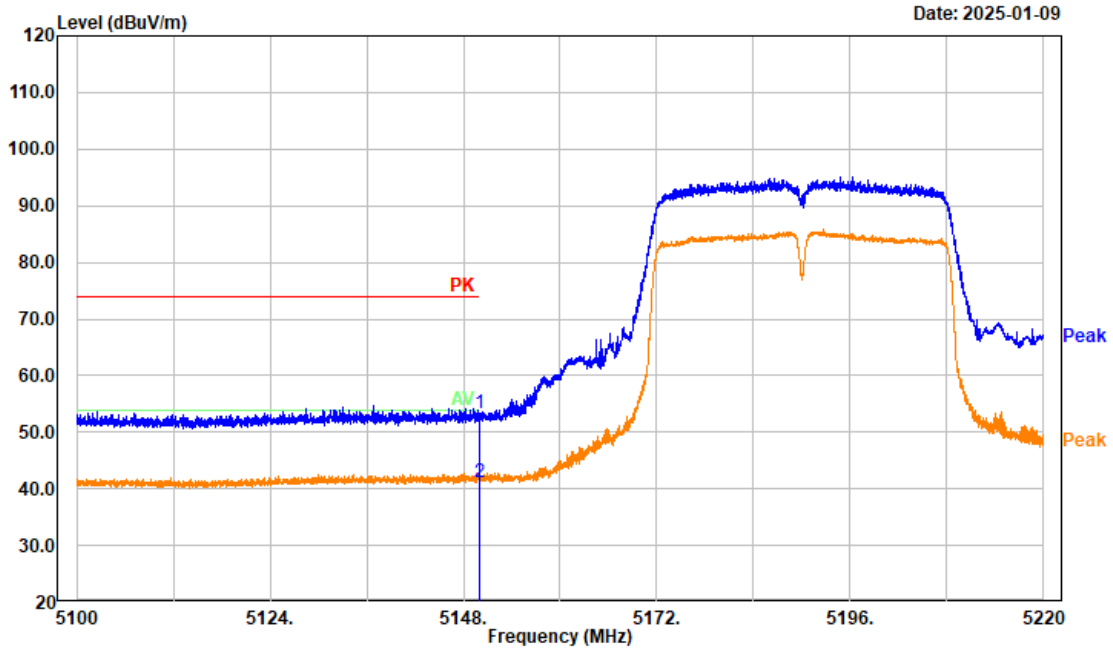

No.	Frequency (MHz)	Reading (dBµV)	Factor (dB/m)	Result (dBµV/m)	Limit (dBµV/m)	Margin (dB)	Detector
1	5150.000	43.82	9.49	53.31	74.00	20.69	Peak
2	5150.000	31.72	9.49	41.21	54.00	12.79	Average

```
Project No.: 2403A43118E-RF
     Tester: Tao Zhu
  Condition: PK trace RBW:1MHz; VBW:3MHz; SWT:0.3sec AV trace RBW:1MHz; VBW:5kHz; SWT:auto
Polarization: Horizontal
       Note: n40 High Channel 5230MHz Band 1 Chain 0
```

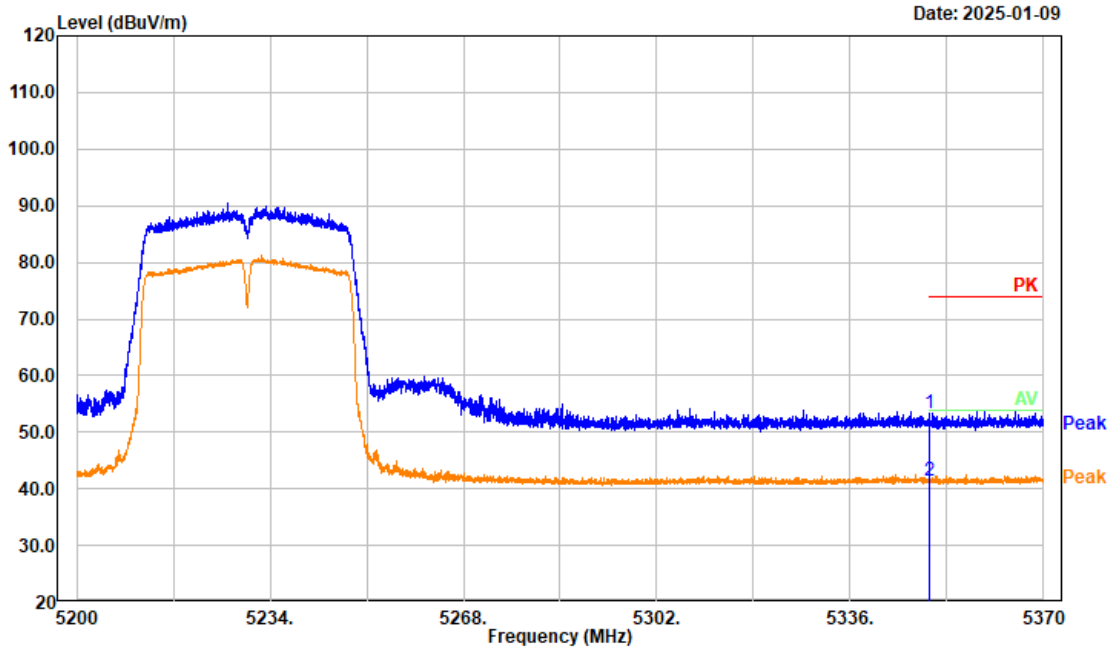

No.	Frequency (MHz)	Reading (dBµV)	Factor (dB/m)	Result (dBµV/m)	Limit (dBµV/m)	Margin (dB)	Detector
1	5350.000	43.86	9.34	53.20	74.00	20.80	Peak
2	5350.000	31.95	9.34	41.29	54.00	12.71	Average

```
Project No.: 2403A43118E-RF
     Tester: Tao Zhu
  Condition: PK trace RBW:1MHz; VBW:3MHz; SWT:0.3sec AV trace RBW:1MHz; VBW:5kHz; SWT:auto
Polarization: Vertical
       Note: n40 High Channel 5230MHz Band 1 Chain 0
```

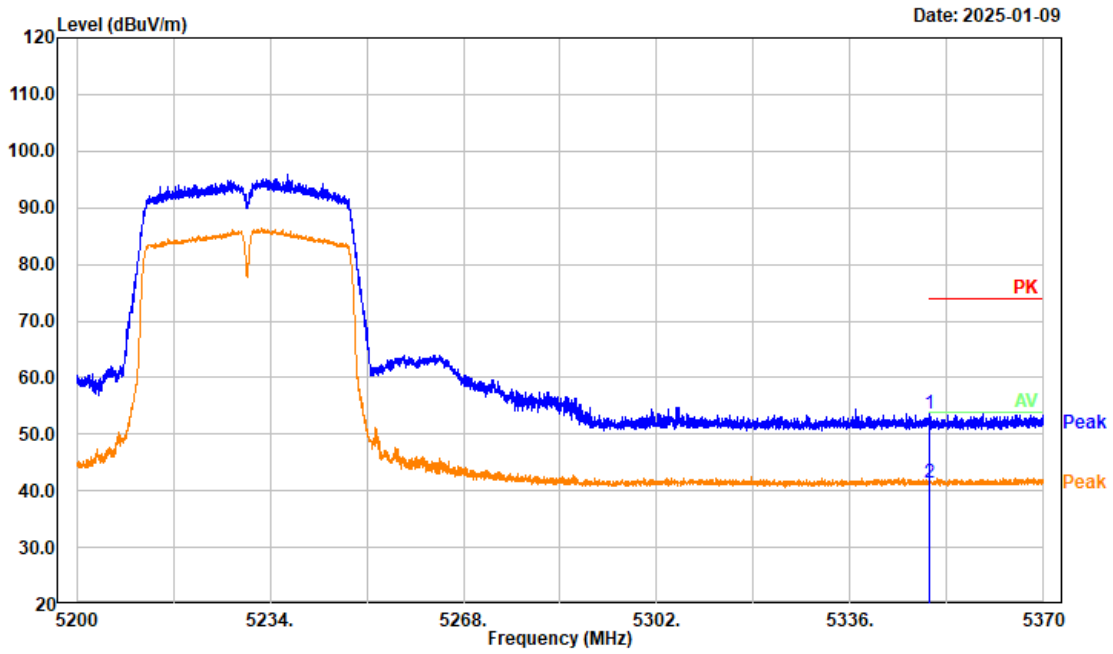

No.	Frequency (MHz)	Reading (dBµV)	Factor (dB/m)	Result (dBµV/m)	Limit (dBµV/m)	Margin (dB)	Detector
1	5350.000	44.22	9.34	53.56	74.00	20.44	Peak
2	5350.000	32.18	9.34	41.52	54.00	12.48	Average

Project No.: 2403A43118E-RF
Tester: Tao Zhu
Condition: PK trace RBW:1MHz; VBW:3MHz; SWT:0.3sec AV trace RBW:1MHz; VBW:5kHz; SWT:auto
Polarization: Horizontal
Note: ac80 Middle Channel 5210MHz Band 1 Chain 0

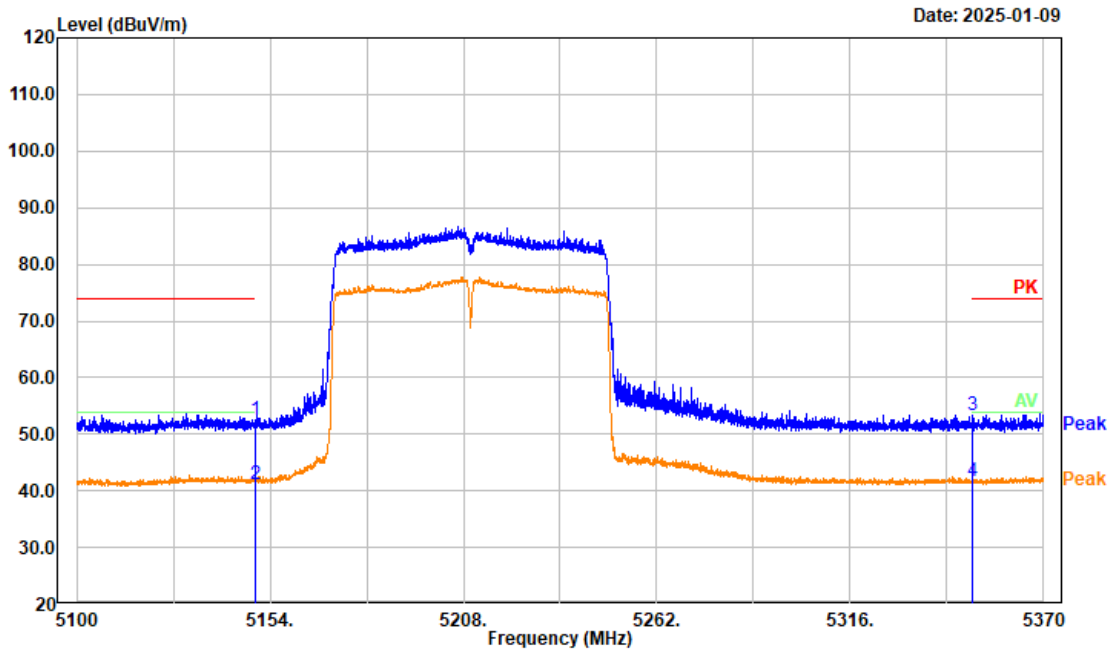

No.	Frequency (MHz)	Reading (dBμV)	Factor (dB/m)	Result (dBμV/m)	Limit (dBμV/m)	Margin (dB)	Detector
1	5150.000	42.95	9.49	52.44	74.00	21.56	Peak
2	5150.000	31.68	9.49	41.17	54.00	12.83	Average
3	5350.000	43.87	9.34	53.21	74.00	20.79	Peak
4	5350.000	32.25	9.34	41.59	54.00	12.41	Average

```
Project No.: 2403A43118E-RF
     Tester: Tao Zhu
  Condition: PK trace RBW:1MHz; VBW:3MHz; SWT:0.3sec AV trace RBW:1MHz; VBW:5kHz; SWT:auto
Polarization: Vertical
       Note: ac80 Middle Channel 5210MHz Band 1 Chain 0
```

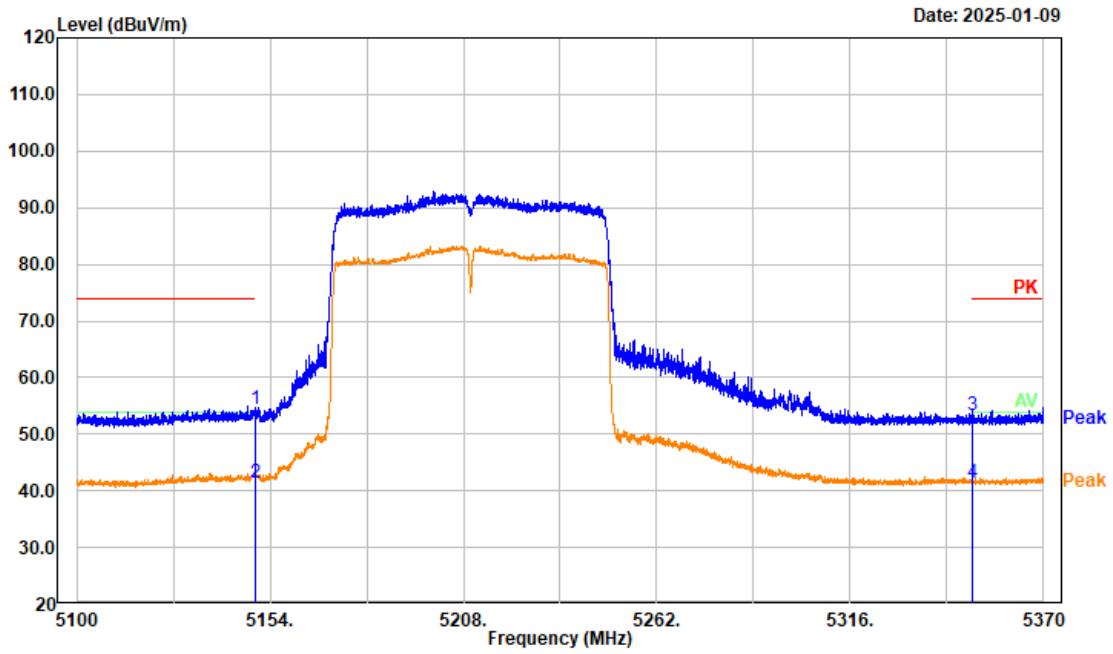

No.	Frequency (MHz)	Reading (dBµV)	Factor (dB/m)	Result (dBµV/m)	Limit (dBµV/m)	Margin (dB)	Detector
1	5150.000	44.87	9.49	54.36	74.00	19.64	Peak
2	5150.000	32.03	9.49	41.52	54.00	12.48	Average
3	5350.000	43.94	9.34	53.28	74.00	20.72	Peak
4	5350.000	31.94	9.34	41.28	54.00	12.72	Average

```
Project No.: 2403A43118E-RF
     Tester: Tao Zhu
  Condition: PK trace RBW:1MHz; VBW:3MHz; SWT:0.3sec AV trace RBW:1MHz; VBW:5kHz; SWT:auto
Polarization: Horizontal
       Note: ax20 Full Low Channel 5180MHz Band 1 Chain 0
```

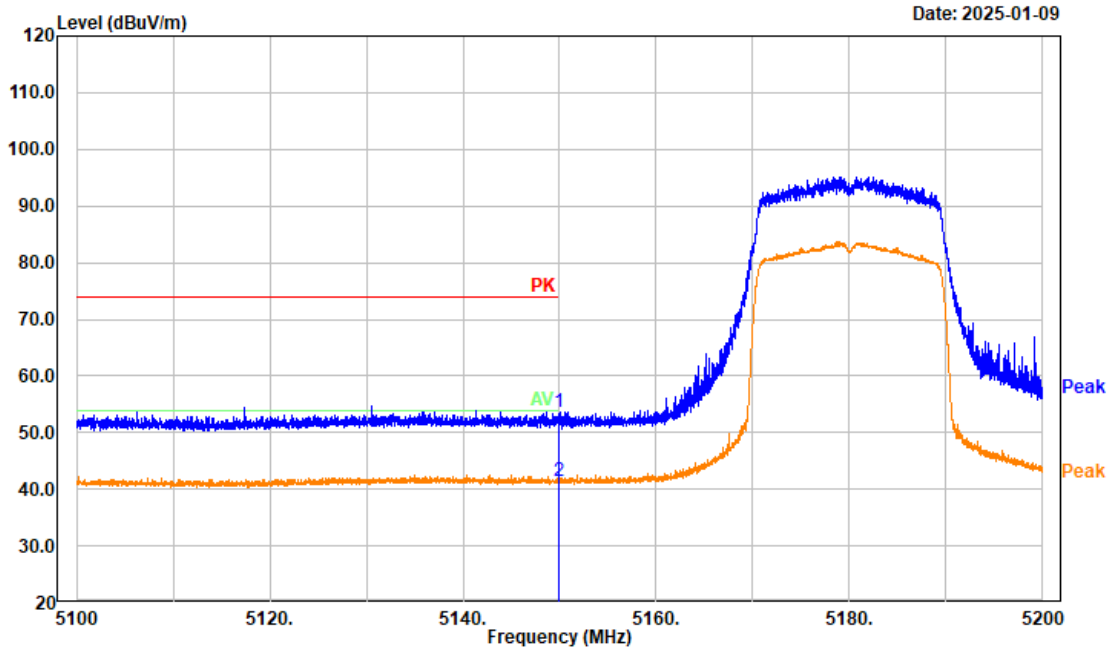

No.	Frequency (MHz)	Reading (dBµV)	Factor (dB/m)	Result (dBµV/m)	Limit (dBµV/m)	Margin (dB)	Detector
1	5150.000	44.00	9.49	53.49	74.00	20.51	Peak
2	5150.000	31.98	9.49	41.47	54.00	12.53	Average

```
Project No.: 2403A43118E-RF
     Tester: Tao Zhu
  Condition: PK trace RBW:1MHz; VBW:3MHz; SWT:0.3sec AV trace RBW:1MHz; VBW:5kHz; SWT:auto
Polarization: Vertical
       Note: ax20 Full Low Channel 5180MHz Band 1 Chain 0
```

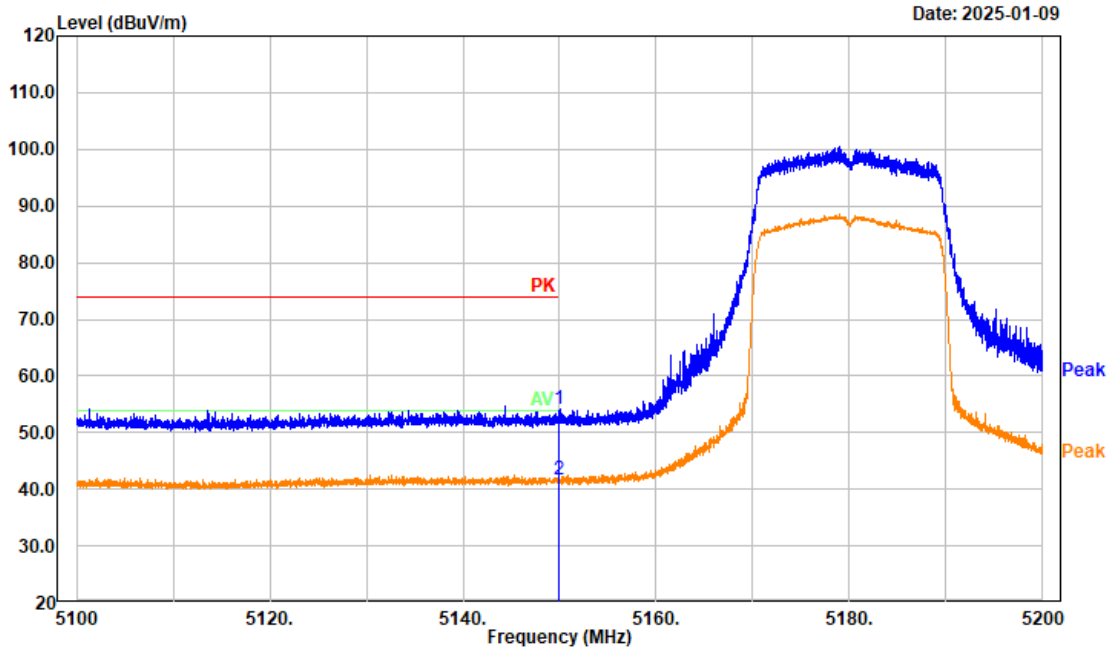

No.	Frequency (MHz)	Reading (dBµV)	Factor (dB/m)	Result (dBµV/m)	Limit (dBµV/m)	Margin (dB)	Detector
1	5150.000	44.78	9.49	54.27	74.00	19.73	Peak
2	5150.000	32.10	9.49	41.59	54.00	12.41	Average

```
Project No.: 2403A43118E-RF
     Tester: Tao Zhu
  Condition: PK trace RBW:1MHz; VBW:3MHz; SWT:0.3sec AV trace RBW:1MHz; VBW:5kHz; SWT:auto
Polarization: Horizontal
       Note: ax20 Full High Channel 5240MHz Band 1 Chain 0
```

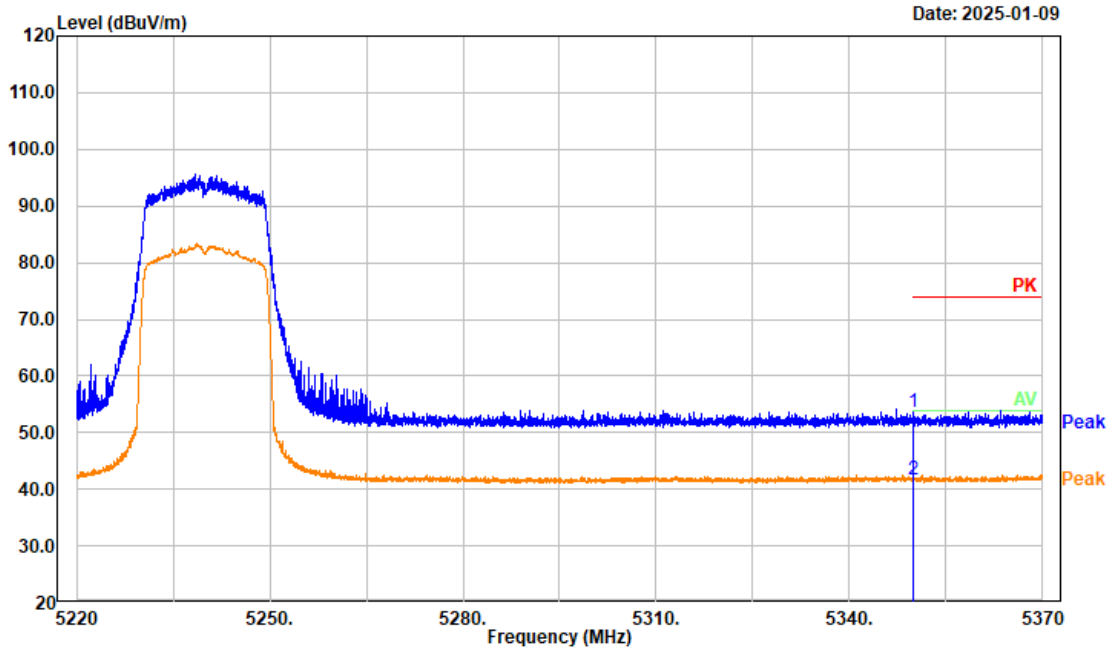

No.	Frequency (MHz)	Reading (dBµV)	Factor (dB/m)	Result (dBµV/m)	Limit (dBµV/m)	Margin (dB)	Detector
1	5350.000	44.18	9.34	53.52	74.00	20.48	Peak
2	5350.000	32.21	9.34	41.55	54.00	12.45	Average

```
Project No.: 2403A43118E-RF
     Tester: Tao Zhu
  Condition: PK trace RBW:1MHz; VBW:3MHz; SWT:0.3sec AV trace RBW:1MHz; VBW:5kHz; SWT:auto
Polarization: Vertical
       Note: ax20 Full High Channel 5240MHz Band 1 Chain 0
```

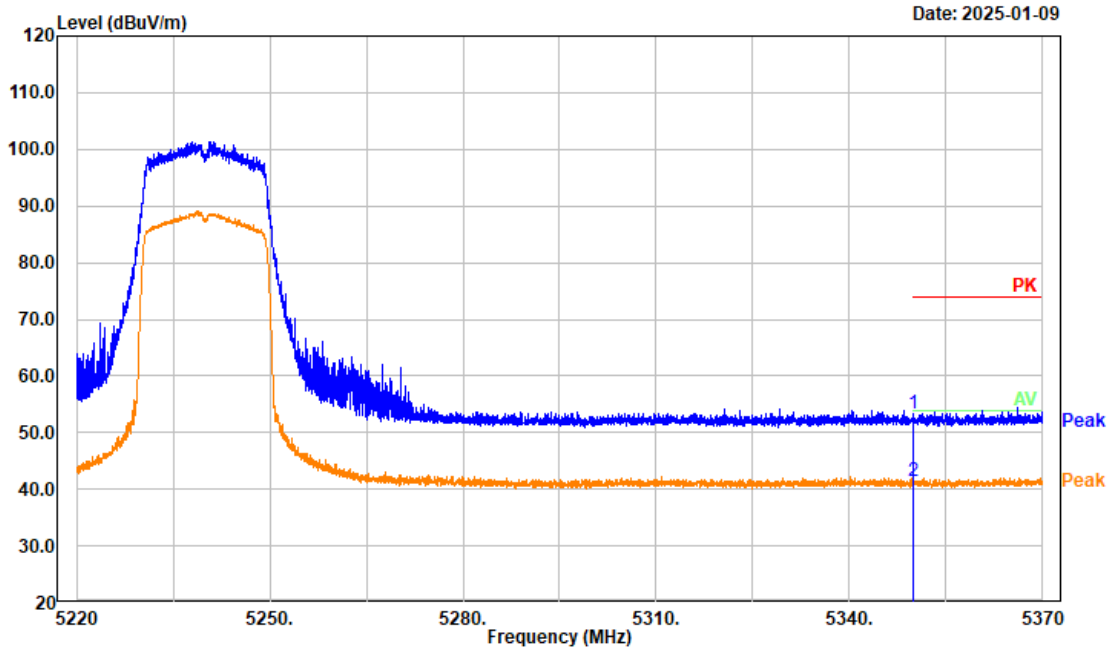

No.	Frequency (MHz)	Reading (dBµV)	Factor (dB/m)	Result (dBµV/m)	Limit (dBµV/m)	Margin (dB)	Detector
1	5350.000	44.06	9.34	53.40	74.00	20.60	Peak
2	5350.000	31.98	9.34	41.32	54.00	12.68	Average

```
Project No.: 2403A43118E-RF
     Tester: Tao Zhu
  Condition: PK trace RBW:1MHz; VBW:3MHz; SWT:0.3sec AV trace RBW:1MHz; VBW:5kHz; SWT:auto
Polarization: Horizontal
       Note: ax40 Full Low Channel 5190MHz Band 1 Chain 0
```

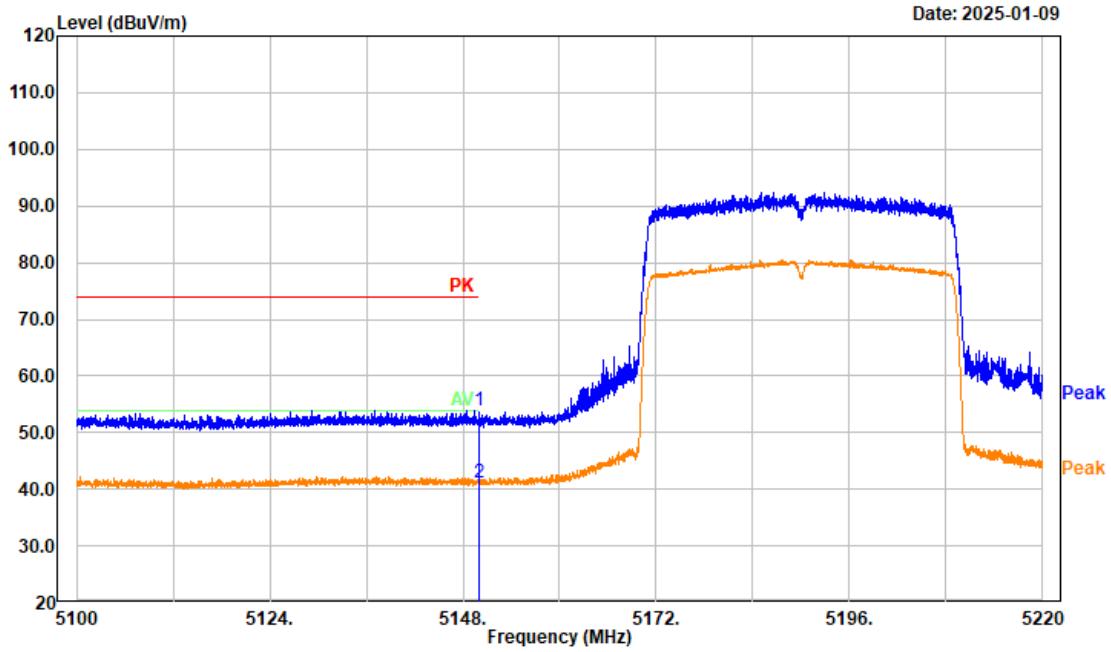

No.	Frequency (MHz)	Reading (dBµV)	Factor (dB/m)	Result (dBµV/m)	Limit (dBµV/m)	Margin (dB)	Detector
1	5150.000	44.25	9.49	53.74	74.00	20.26	Peak
2	5150.000	31.75	9.49	41.24	54.00	12.76	Average

```
Project No.: 2403A43118E-RF
     Tester: Tao Zhu
  Condition: PK trace RBW:1MHz; VBW:3MHz; SWT:0.3sec AV trace RBW:1MHz; VBW:5kHz; SWT:auto
Polarization: Vertical
       Note: ax40 Full Low Channel 5190MHz Band 1 Chain 0
```

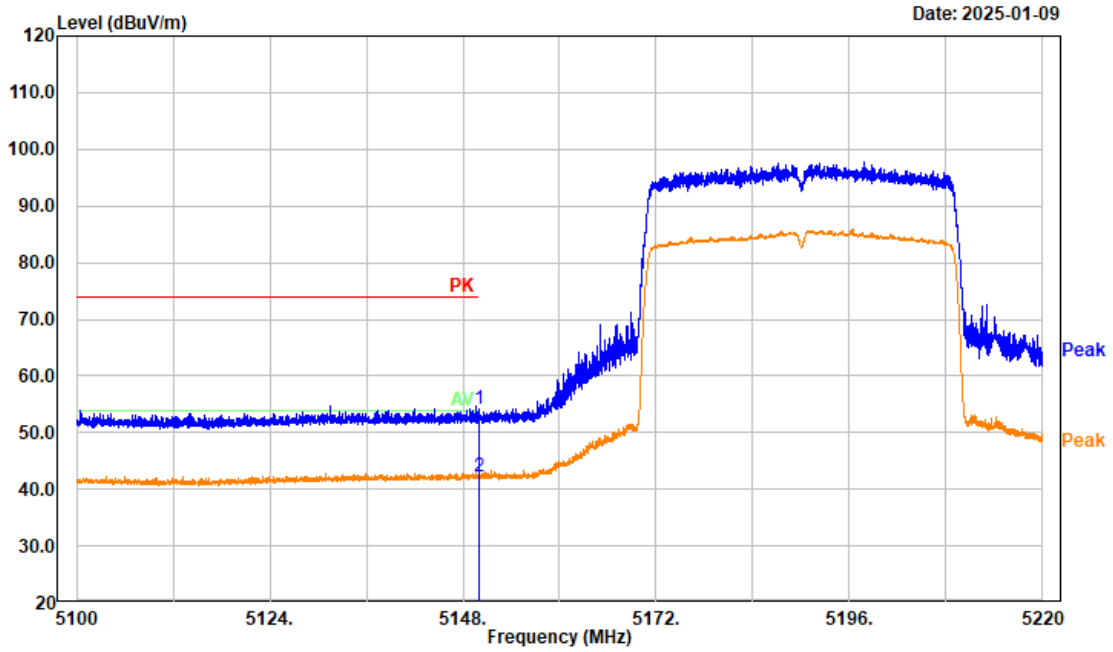

No.	Frequency (MHz)	Reading (dBµV)	Factor (dB/m)	Result (dBµV/m)	Limit (dBµV/m)	Margin (dB)	Detector
1	5150.000	44.66	9.49	54.15	74.00	19.85	Peak
2	5150.000	32.63	9.49	42.12	54.00	11.88	Average

```
Project No.: 2403A43118E-RF
     Tester: Tao Zhu
  Condition: PK trace RBW:1MHz; VBW:3MHz; SWT:0.3sec AV trace RBW:1MHz; VBW:5kHz; SWT:auto
Polarization: Horizontal
       Note: ax40 Full High Channel 5230MHz Band 1 Chain 0
```

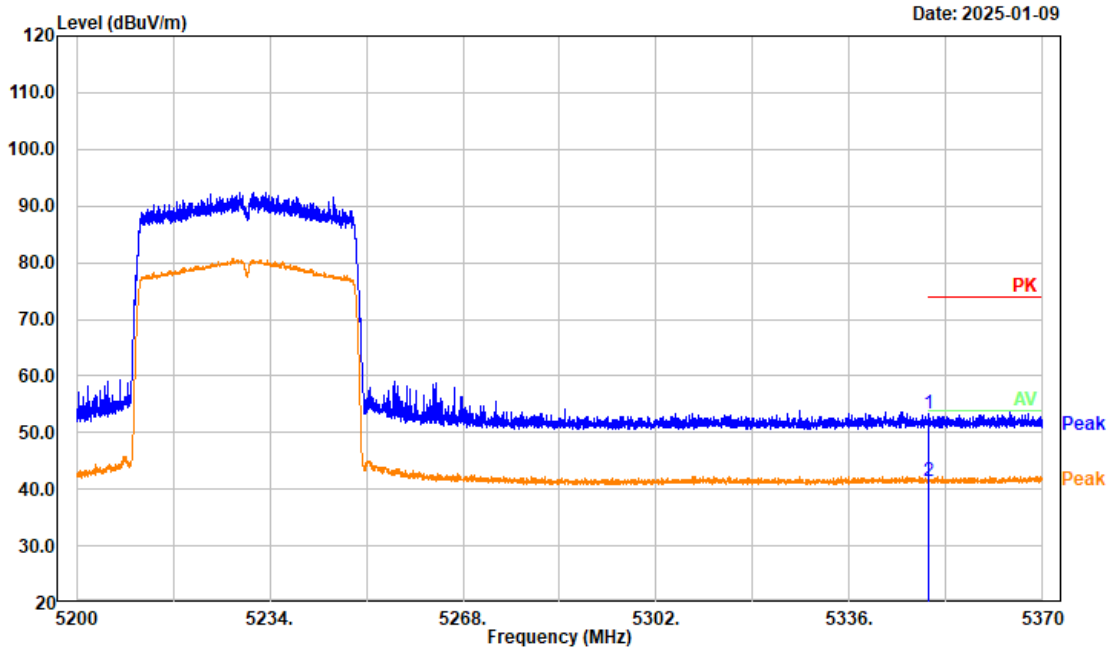

No.	Frequency (MHz)	Reading (dBµV)	Factor (dB/m)	Result (dBµV/m)	Limit (dBµV/m)	Margin (dB)	Detector
1	5350.000	44.06	9.34	53.40	74.00	20.60	Peak
2	5350.000	32.08	9.34	41.42	54.00	12.58	Average

```
Project No.: 2403A43118E-RF
     Tester: Tao Zhu
  Condition: PK trace RBW:1MHz; VBW:3MHz; SWT:0.3sec AV trace RBW:1MHz; VBW:5kHz; SWT:auto
Polarization: Vertical
       Note: ax40 Full High Channel 5230MHz Band 1 Chain 0
```

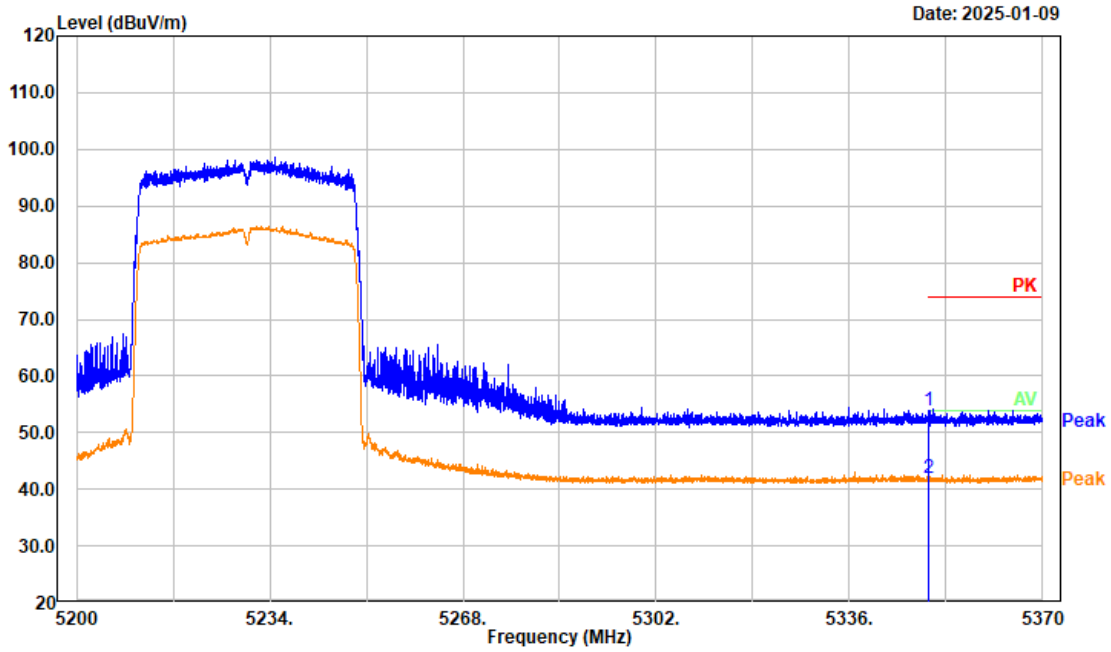

No.	Frequency (MHz)	Reading (dBµV)	Factor (dB/m)	Result (dBµV/m)	Limit (dBµV/m)	Margin (dB)	Detector
1	5350.000	44.65	9.34	53.99	74.00	20.01	Peak
2	5350.000	32.54	9.34	41.88	54.00	12.12	Average

```
Project No.: 2403A43118E-RF
     Tester: Tao Zhu
  Condition: PK trace RBW:1MHz; VBW:3MHz; SWT:0.3sec AV trace RBW:1MHz; VBW:5kHz; SWT:auto
Polarization: Horizontal
       Note: ax80 Full Middle Channel 5210MHz Band 1 Chain 0
```

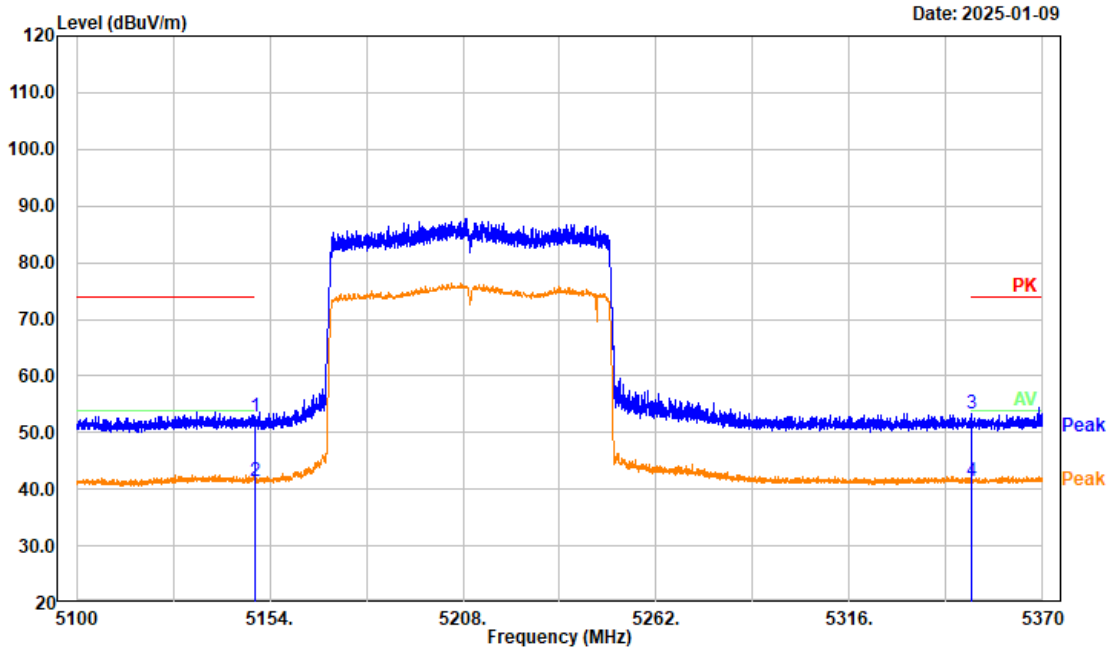

No.	Frequency (MHz)	Reading (dBµV)	Factor (dB/m)	Result (dBµV/m)	Limit (dBµV/m)	Margin (dB)	Detector
1	5150.000	43.43	9.49	52.92	74.00	21.08	Peak
2	5150.000	31.92	9.49	41.41	54.00	12.59	Average
3	5350.000	44.11	9.34	53.45	74.00	20.55	Peak
4	5350.000	31.94	9.34	41.28	54.00	12.72	Average

```
Project No.: 2403A43118E-RF
     Tester: Tao Zhu
  Condition: PK trace RBW:1MHz; VBW:3MHz; SWT:0.3sec AV trace RBW:1MHz; VBW:5kHz; SWT:auto
Polarization: Vertical
       Note: ax80 Full Middle Channel 5210MHz Band 1 Chain 0
```

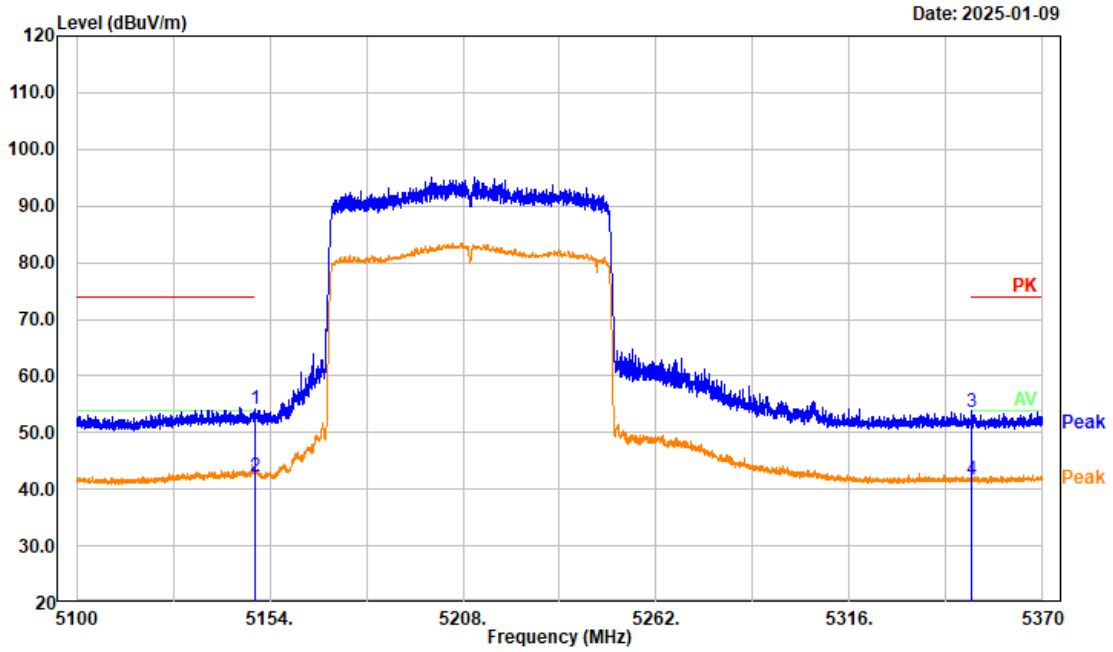

No.	Frequency (MHz)	Reading (dBµV)	Factor (dB/m)	Result (dBµV/m)	Limit (dBµV/m)	Margin (dB)	Detector
1	5150.000	44.68	9.49	54.17	74.00	19.83	Peak
2	5150.000	32.67	9.49	42.16	54.00	11.84	Average
3	5350.000	44.17	9.34	53.51	74.00	20.49	Peak
4	5350.000	32.25	9.34	41.59	54.00	12.41	Average

```
Project No.: 2403A43118E-RF
     Tester: Tao Zhu
  Condition: PK trace RBW:1MHz; VBW:3MHz; SWT:0.3sec AV trace RBW:1MHz; VBW:5kHz; SWT:auto
Polarization: Horizontal
       Note: ax20 26-0 Low Channel 5180MHz Band 1 Chain 0
```

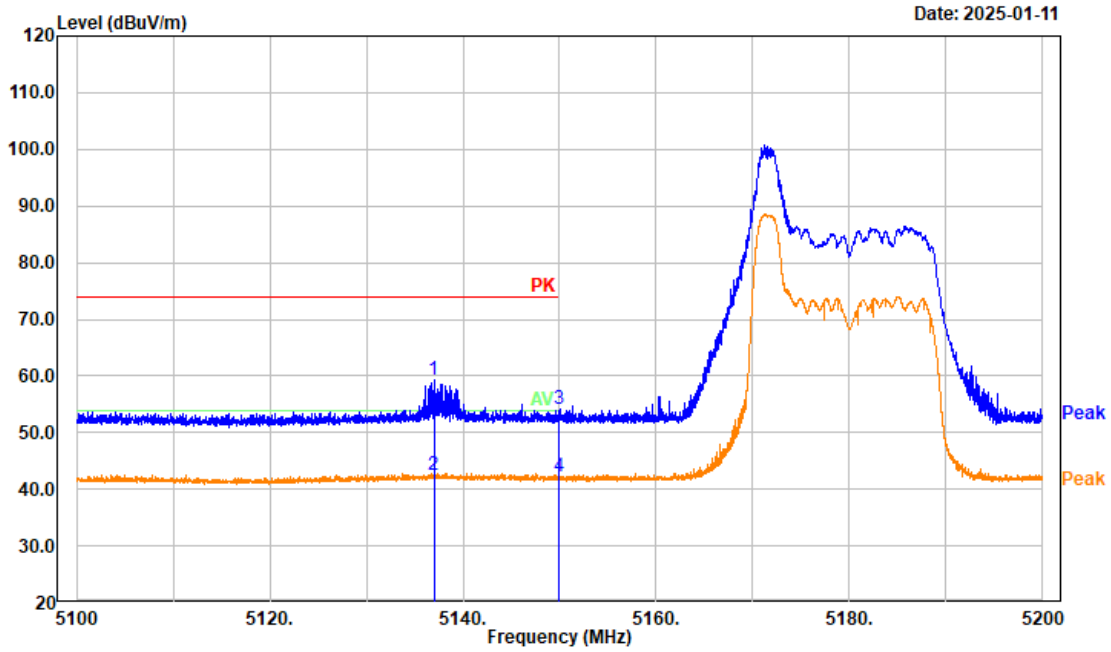

No.	Frequency (MHz)	Reading (dBµV)	Factor (dB/m)	Result (dBµV/m)	Limit (dBµV/m)	Margin (dB)	Detector
1	5136.987	49.85	9.39	59.24	74.00	14.76	Peak
2	5136.987	33.16	9.39	42.55	54.00	11.45	Average
3	5150.000	44.73	9.49	54.22	74.00	19.78	Peak
4	5150.000	32.83	9.49	42.32	54.00	11.68	Average

```
Project No.: 2403A43118E-RF
     Tester: Tao Zhu
  Condition: PK trace RBW:1MHz; VBW:3MHz; SWT:0.3sec AV trace RBW:1MHz; VBW:5kHz; SWT:auto
Polarization: Vertical
       Note: ax20 26-0 Low Channel 5180MHz Band 1 Chain 0
```

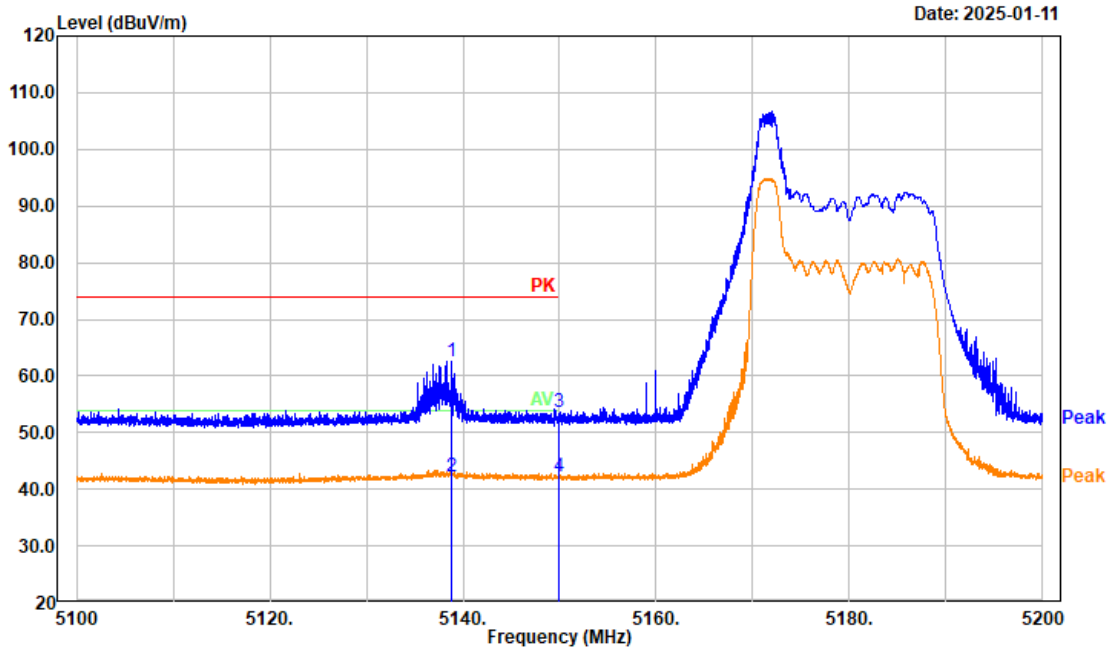

No.	Frequency (MHz)	Reading (dBµV)	Factor (dB/m)	Result (dBµV/m)	Limit (dBµV/m)	Margin (dB)	Detector
1	5138.848	53.06	9.40	62.46	74.00	11.54	Peak
2	5138.848	32.85	9.40	42.25	54.00	11.75	Average
3	5150.000	43.98	9.49	53.47	74.00	20.53	Peak
4	5150.000	32.84	9.49	42.33	54.00	11.67	Average

```
Project No.: 2403A43118E-RF
     Tester: Tao Zhu
  Condition: PK trace RBW:1MHz; VBW:3MHz; SWT:0.3sec AV trace RBW:1MHz; VBW:5kHz; SWT:auto
Polarization: Horizontal
       Note: ax20 26-8 High Channel 5240MHz Band 1 Chain 0
```

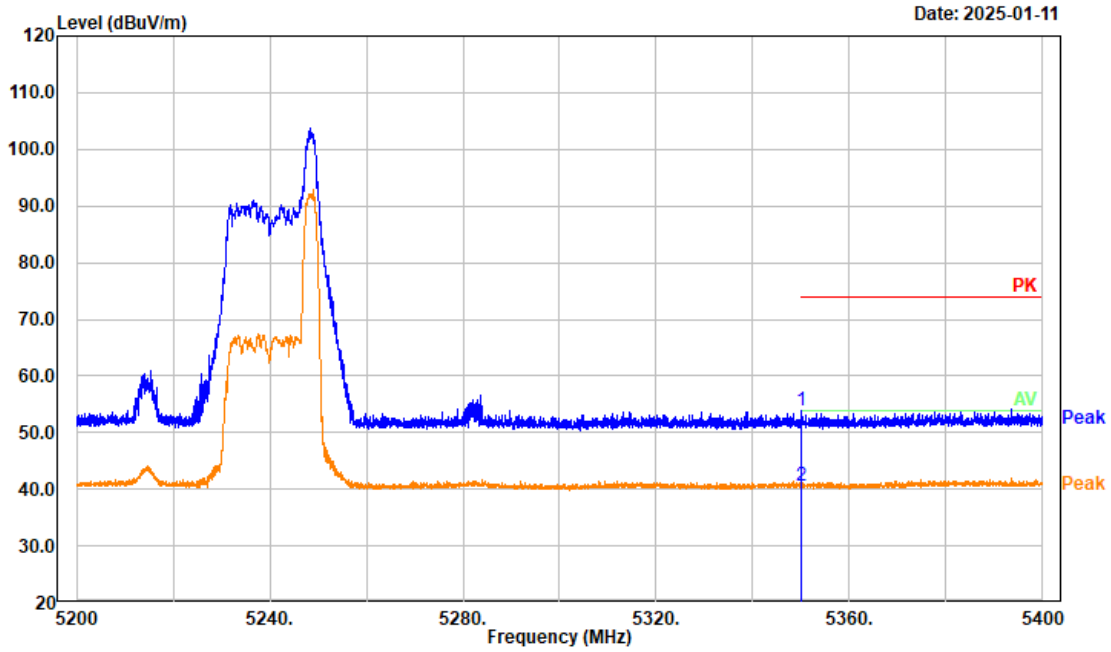

No.	Frequency (MHz)	Reading (dBµV)	Factor (dB/m)	Result (dBµV/m)	Limit (dBµV/m)	Margin (dB)	Detector
1	5350.000	44.65	9.34	53.99	74.00	20.01	Peak
2	5350.000	31.33	9.34	40.67	54.00	13.33	Average

```
Project No.: 2403A43118E-RF
     Tester: Tao Zhu
  Condition: PK trace RBW:1MHz; VBW:3MHz; SWT:0.3sec AV trace RBW:1MHz; VBW:5kHz; SWT:auto
Polarization: Vertical
       Note: ax20 26-8 High Channel 5240MHz Band 1 Chain 0
```

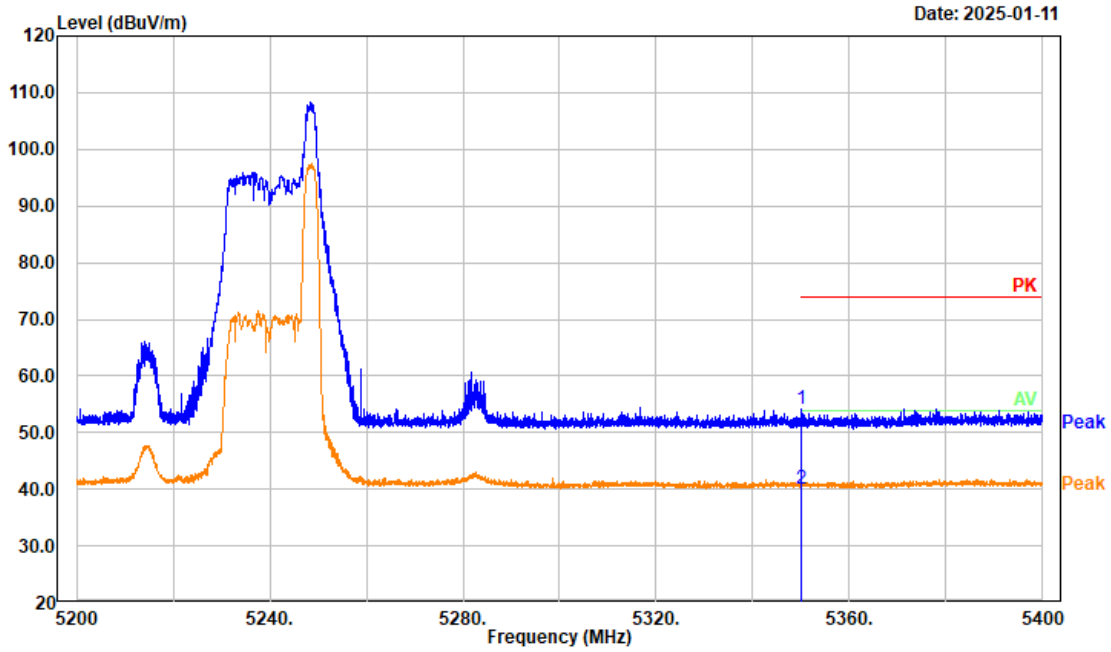

No.	Frequency (MHz)	Reading (dBµV)	Factor (dB/m)	Result (dBµV/m)	Limit (dBµV/m)	Margin (dB)	Detector
1	5350.000	44.91	9.34	54.25	74.00	19.75	Peak
2	5350.000	30.78	9.34	40.12	54.00	13.88	Average

```
Project No.: 2403A43118E-RF
     Tester: Tao Zhu
  Condition: PK trace RBW:1MHz; VBW:3MHz; SWT:0.3sec AV trace RBW:1MHz; VBW:5kHz; SWT:auto
Polarization: Horizontal
       Note: ax40 26-0 Low Channel 5190MHz Band 1 Chain 0
```

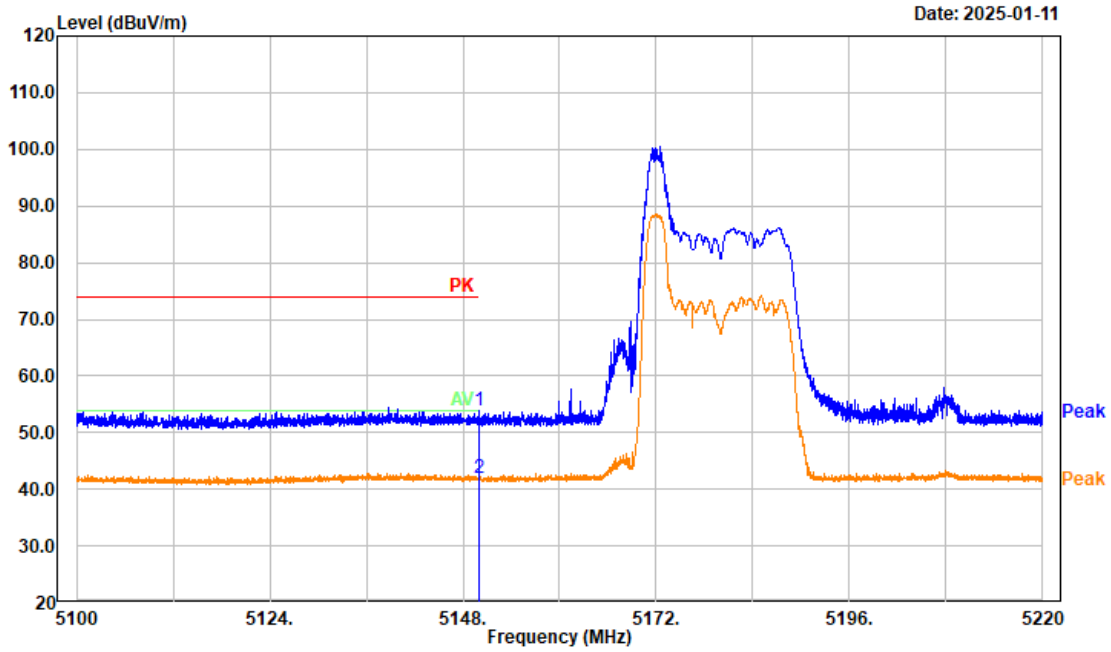

No.	Frequency (MHz)	Reading (dBµV)	Factor (dB/m)	Result (dBµV/m)	Limit (dBµV/m)	Margin (dB)	Detector
1	5150.000	44.32	9.49	53.81	74.00	20.19	Peak
2	5150.000	32.39	9.49	41.88	54.00	12.12	Average

```
Project No.: 2403A43118E-RF
     Tester: Tao Zhu
  Condition: PK trace RBW:1MHz; VBW:3MHz; SWT:0.3sec AV trace RBW:1MHz; VBW:5kHz; SWT:auto
Polarization: Vertical
       Note: ax40 26-0 Low Channel 5190MHz Band 1 Chain 0
```

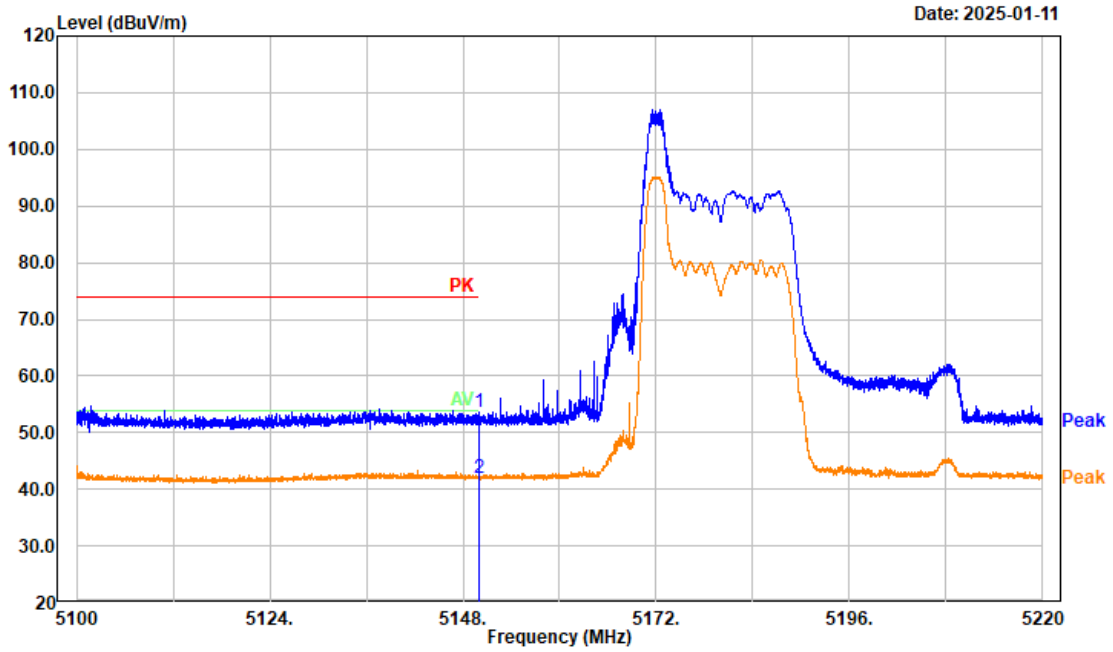

No.	Frequency (MHz)	Reading (dBµV)	Factor (dB/m)	Result (dBµV/m)	Limit (dBµV/m)	Margin (dB)	Detector
1	5150.000	44.21	9.49	53.70	74.00	20.30	Peak
2	5150.000	32.39	9.49	41.88	54.00	12.12	Average

```
Project No.: 2403A43118E-RF
     Tester: Tao Zhu
  Condition: PK trace RBW:1MHz; VBW:3MHz; SWT:0.3sec AV trace RBW:1MHz; VBW:5kHz; SWT:auto
Polarization: Horizontal
       Note: ax40 26-17 High Channel 5230MHz Band 1 Chain 0
```

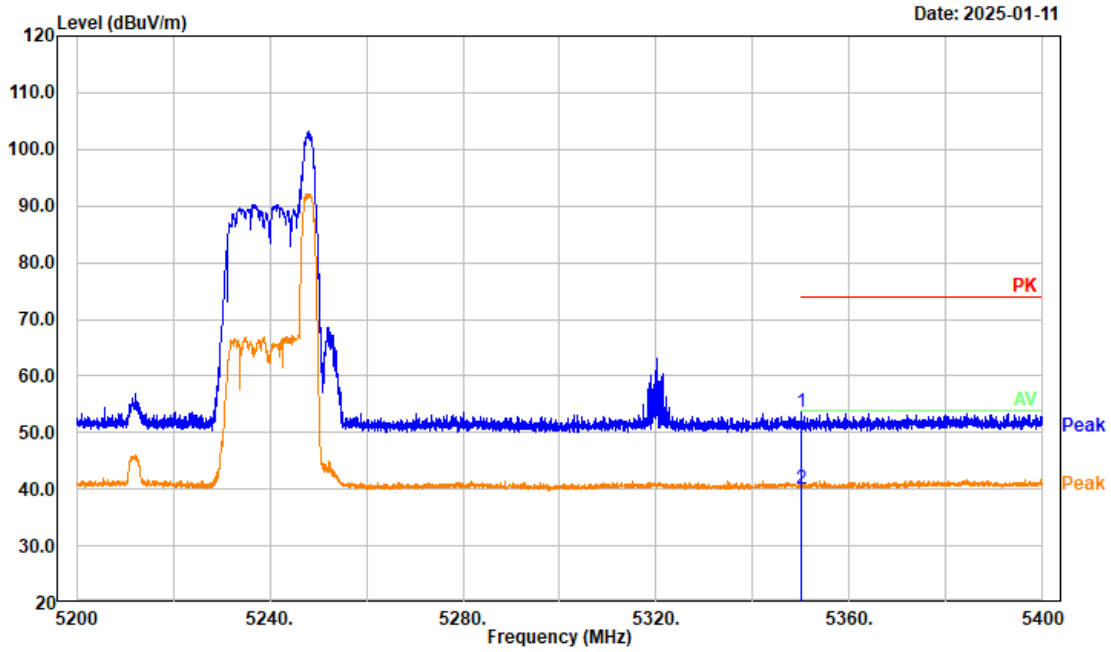

No.	Frequency (MHz)	Reading (dBμV)	Factor (dB/m)	Result (dBμV/m)	Limit (dBμV/m)	Margin (dB)	Detector
1	5350.000	44.28	9.34	53.62	74.00	20.38	Peak
2	5350.000	30.78	9.34	40.12	54.00	13.88	Average

```
Project No.: 2403A43118E-RF
     Tester: Tao Zhu
  Condition: PK trace RBW:1MHz; VBW:3MHz; SWT:0.3sec AV trace RBW:1MHz; VBW:5kHz; SWT:auto
Polarization: Vertical
       Note: ax40 26-17 High Channel 5230MHz Band 1 Chain 0
```

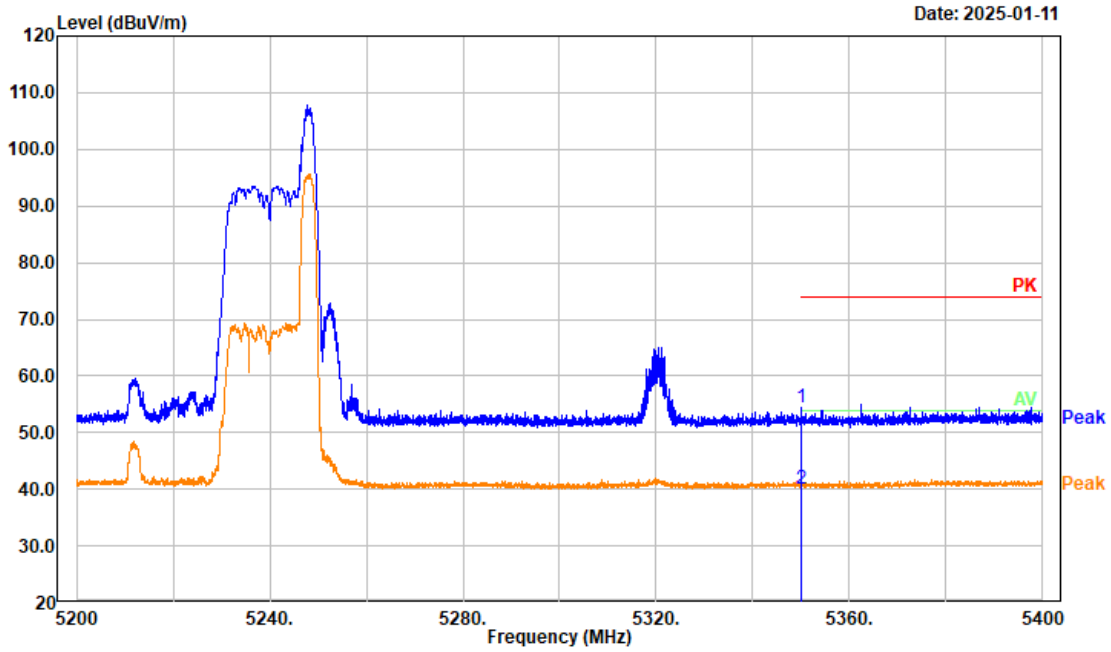

No.	Frequency (MHz)	Reading (dBµV)	Factor (dB/m)	Result (dBµV/m)	Limit (dBµV/m)	Margin (dB)	Detector
1	5350.000	45.00	9.34	54.34	74.00	19.66	Peak
2	5350.000	30.76	9.34	40.10	54.00	13.90	Average

```
Project No.: 2403A43118E-RF
     Tester: Tao Zhu
  Condition: PK trace RBW:1MHz; VBW:3MHz; SWT:0.3sec AV trace RBW:1MHz; VBW:5kHz; SWT:auto
Polarization: Horizontal
       Note: ax80 26-0 Middle Channel 5210MHz Band 1 Chain 0
```

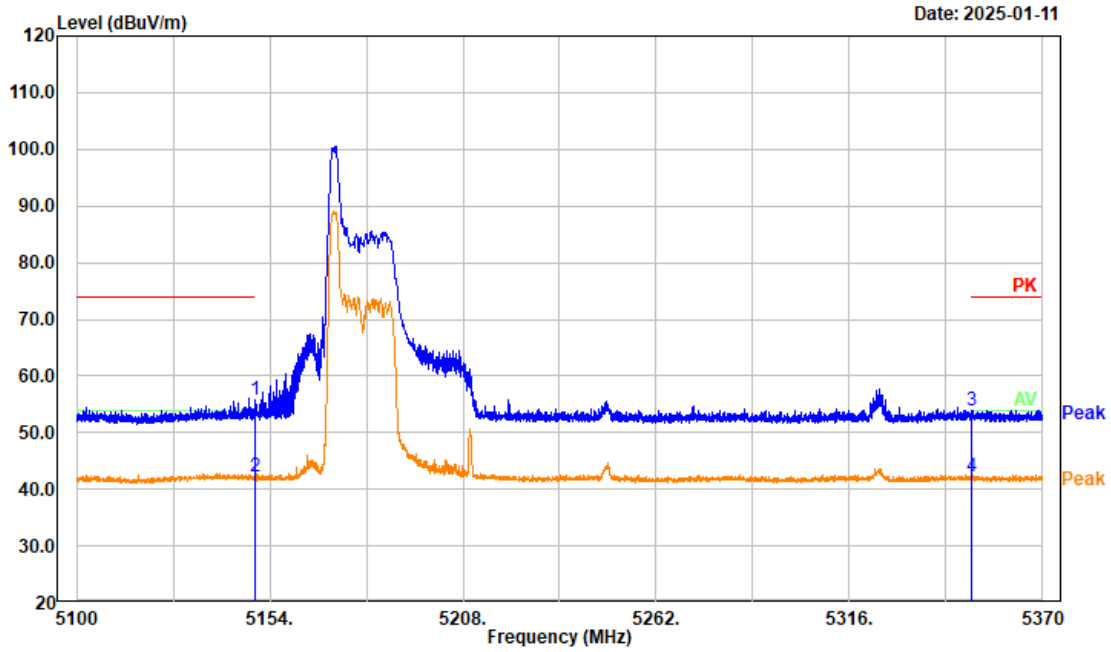

No.	Frequency (MHz)	Reading (dBμV)	Factor (dB/m)	Result (dBμV/m)	Limit (dBμV/m)	Margin (dB)	Detector
1	5150.000	46.36	9.49	55.85	74.00	18.15	Peak
2	5150.000	32.68	9.49	42.17	54.00	11.83	Average
3	5350.000	44.54	9.34	53.88	74.00	20.12	Peak
4	5350.000	32.99	9.34	42.33	54.00	11.67	Average

```
Project No.: 2403A43118E-RF
     Tester: Tao Zhu
  Condition: PK trace RBW:1MHz; VBW:3MHz; SWT:0.3sec AV trace RBW:1MHz; VBW:5kHz; SWT:auto
Polarization: Vertical
       Note: ax80 26-0 Middle Channel 5210MHz Band 1 Chain 0
```

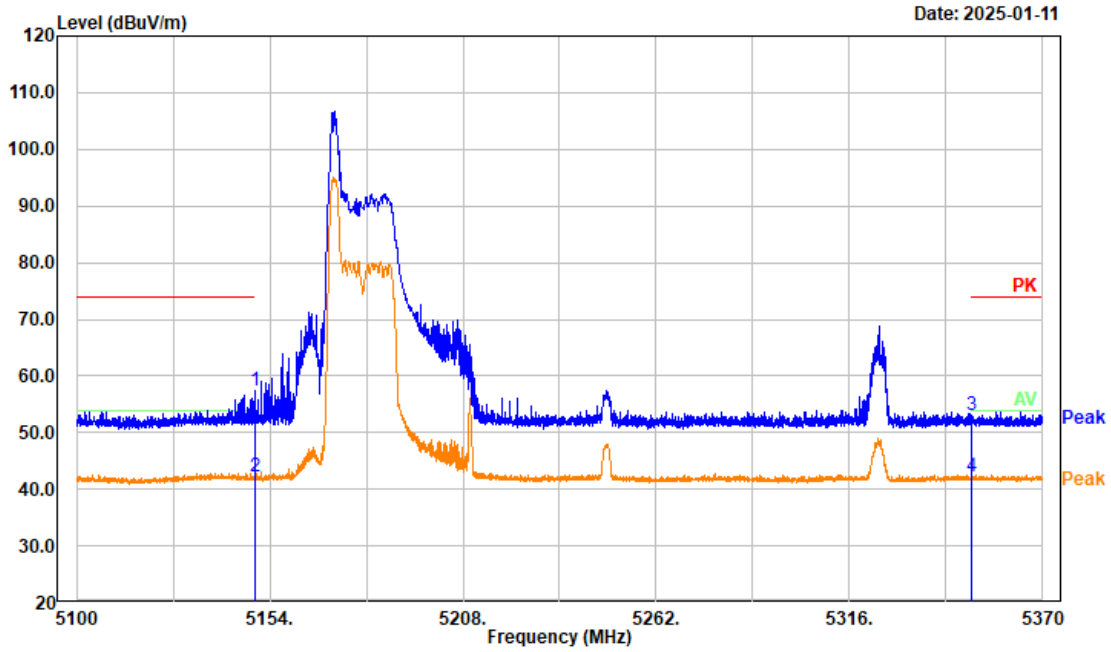

No.	Frequency (MHz)	Reading (dBµV)	Factor (dB/m)	Result (dBµV/m)	Limit (dBµV/m)	Margin (dB)	Detector
1	5150.000	48.04	9.49	57.53	74.00	16.47	Peak
2	5150.000	32.74	9.49	42.23	54.00	11.77	Average
3	5350.000	43.81	9.34	53.15	74.00	20.85	Peak
4	5350.000	32.76	9.34	42.10	54.00	11.90	Average

```
Project No.: 2403A43118E-RF
     Tester: Tao Zhu
  Condition: PK trace RBW:1MHz; VBW:3MHz; SWT:0.3sec AV trace RBW:1MHz; VBW:5kHz; SWT:auto
Polarization: Horizontal
       Note: a Low Channel 5260MHz band 2 CHain 0
```

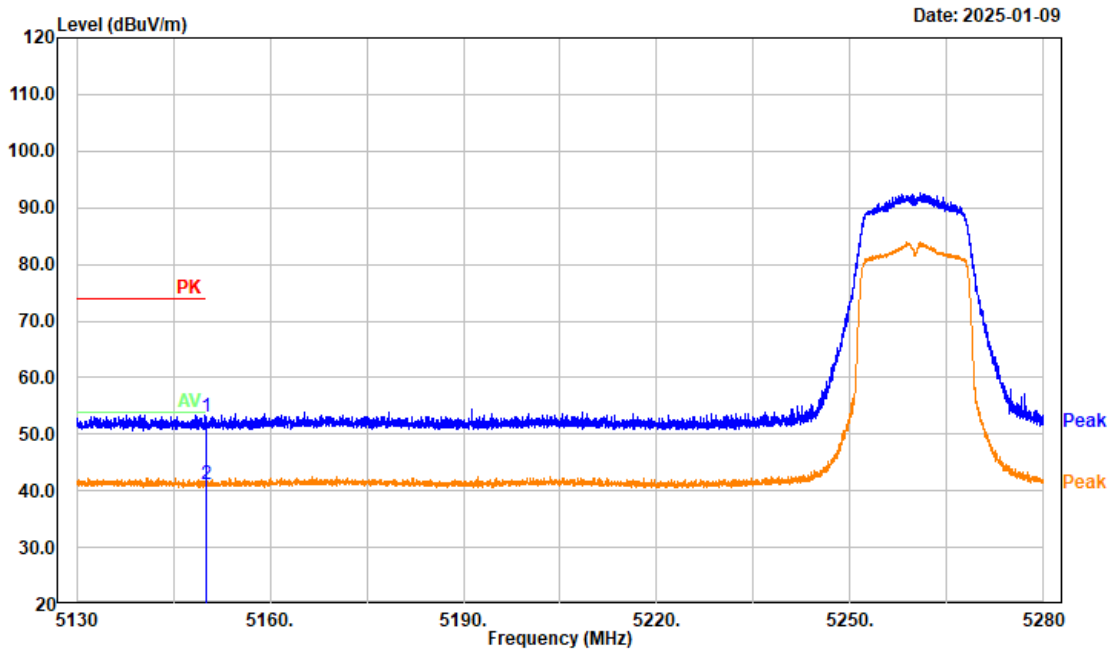

No.	Frequency (MHz)	Reading (dBµV)	Factor (dB/m)	Result (dBµV/m)	Limit (dBµV/m)	Margin (dB)	Detector
1	5150.000	43.62	9.49	53.11	74.00	20.89	Peak
2	5150.000	31.78	9.49	41.27	54.00	12.73	Average

```
Project No.: 2403A43118E-RF
     Tester: Tao Zhu
  Condition: PK trace RBW:1MHz; VBW:3MHz; SWT:0.3sec AV trace RBW:1MHz; VBW:5kHz; SWT:auto
Polarization: Vertical
       Note: a Low Channel 5260MHz band 2 CHain 0
```

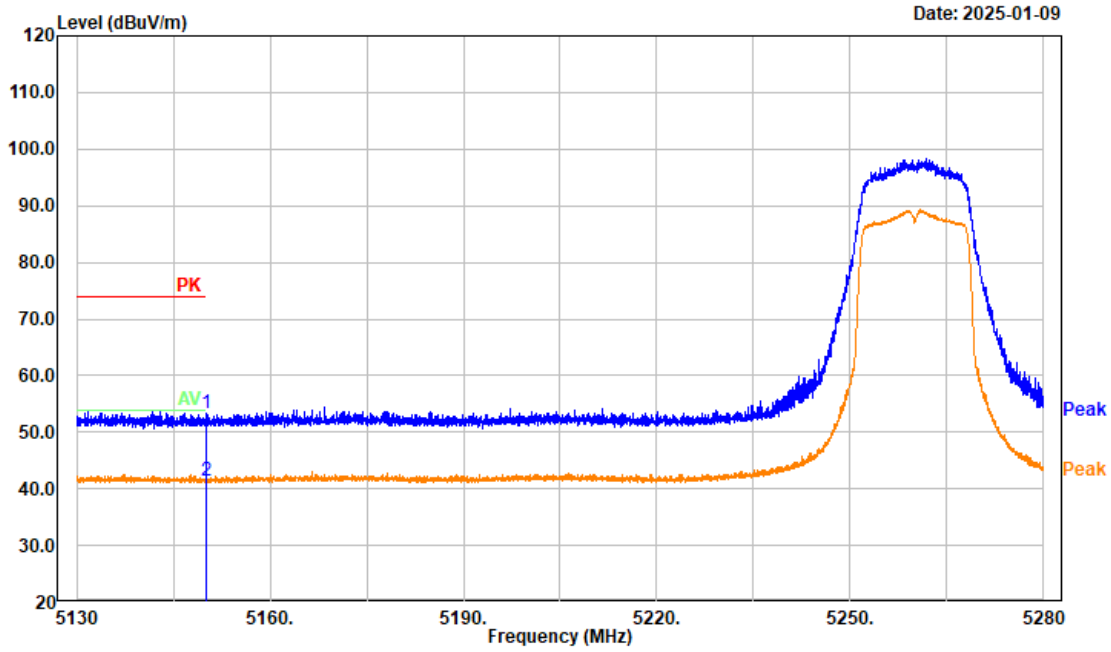

No.	Frequency (MHz)	Reading (dBµV)	Factor (dB/m)	Result (dBµV/m)	Limit (dBµV/m)	Margin (dB)	Detector
1	5150.000	43.80	9.49	53.29	74.00	20.71	Peak
2	5150.000	31.80	9.49	41.29	54.00	12.71	Average

```
Project No.: 2403A43118E-RF
     Tester: Tao Zhu
  Condition: PK trace RBW:1MHz; VBW:3MHz; SWT:0.3sec AV trace RBW:1MHz; VBW:5kHz; SWT:auto
Polarization: Horizontal
       Note: a High Channel 5320MHz band 2 CHain 0
```

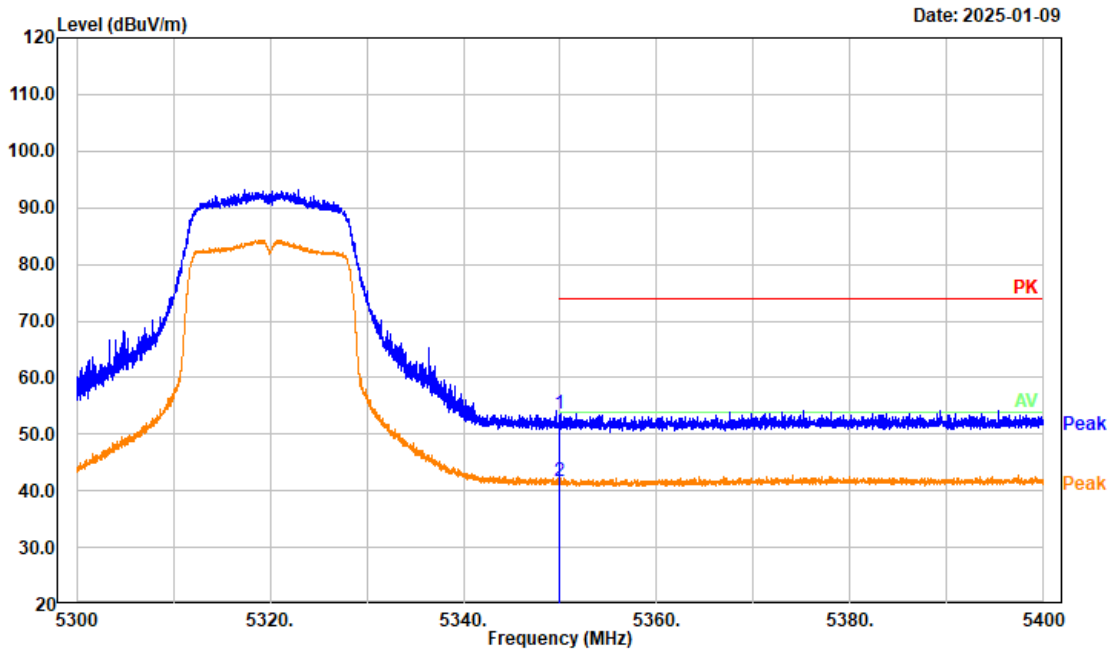

No.	Frequency (MHz)	Reading (dBµV)	Factor (dB/m)	Result (dBµV/m)	Limit (dBµV/m)	Margin (dB)	Detector
1	5350.000	44.16	9.34	53.50	74.00	20.50	Peak
2	5350.000	32.35	9.34	41.69	54.00	12.31	Average

```
Project No.: 2403A43118E-RF
     Tester: Tao Zhu
  Condition: PK trace RBW:1MHz; VBW:3MHz; SWT:0.3sec AV trace RBW:1MHz; VBW:5kHz; SWT:auto
Polarization: Vertical
       Note: a High Channel 5320MHz band 2 CHain 0
```

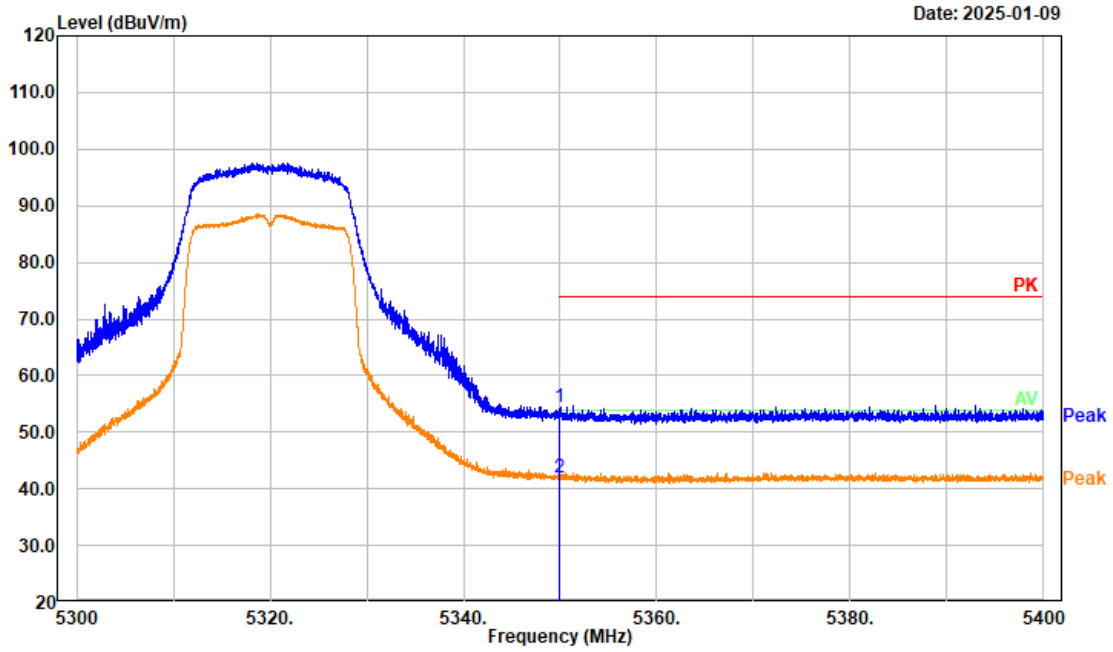

No.	Frequency (MHz)	Reading (dBµV)	Factor (dB/m)	Result (dBµV/m)	Limit (dBµV/m)	Margin (dB)	Detector
1	5350.000	45.01	9.34	54.35	74.00	19.65	Peak
2	5350.000	32.55	9.34	41.89	54.00	12.11	Average

```
Project No.: 2403A43118E-RF
     Tester: Tao Zhu
  Condition: PK trace RBW:1MHz; VBW:3MHz; SWT:0.3sec AV trace RBW:1MHz; VBW:5kHz; SWT:auto
Polarization: Horizontal
       Note: n20 Low Channel 5260MHz band 2 CHain 0
```

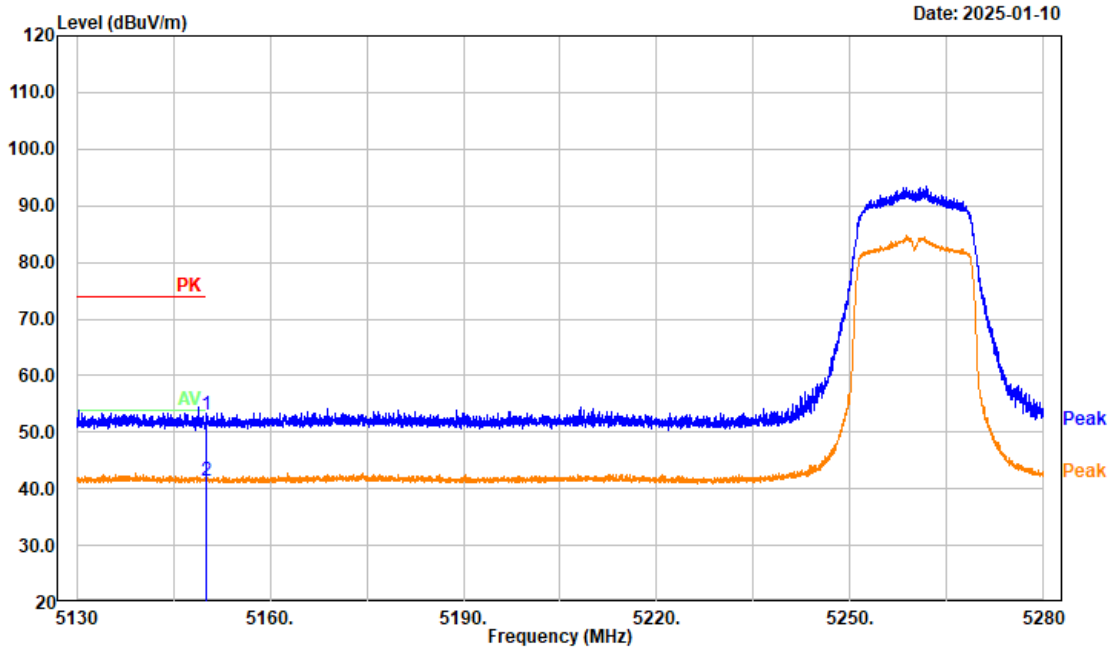

No.	Frequency (MHz)	Reading (dBµV)	Factor (dB/m)	Result (dBµV/m)	Limit (dBµV/m)	Margin (dB)	Detector
1	5150.000	43.70	9.49	53.19	74.00	20.81	Peak
2	5150.000	31.87	9.49	41.36	54.00	12.64	Average

```
Project No.: 2403A43118E-RF
     Tester: Tao Zhu
  Condition: PK trace RBW:1MHz; VBW:3MHz; SWT:0.3sec AV trace RBW:1MHz; VBW:5kHz; SWT:auto
Polarization: Vertical
       Note: n20 Low Channel 5260MHz band 2 CHain 0
```

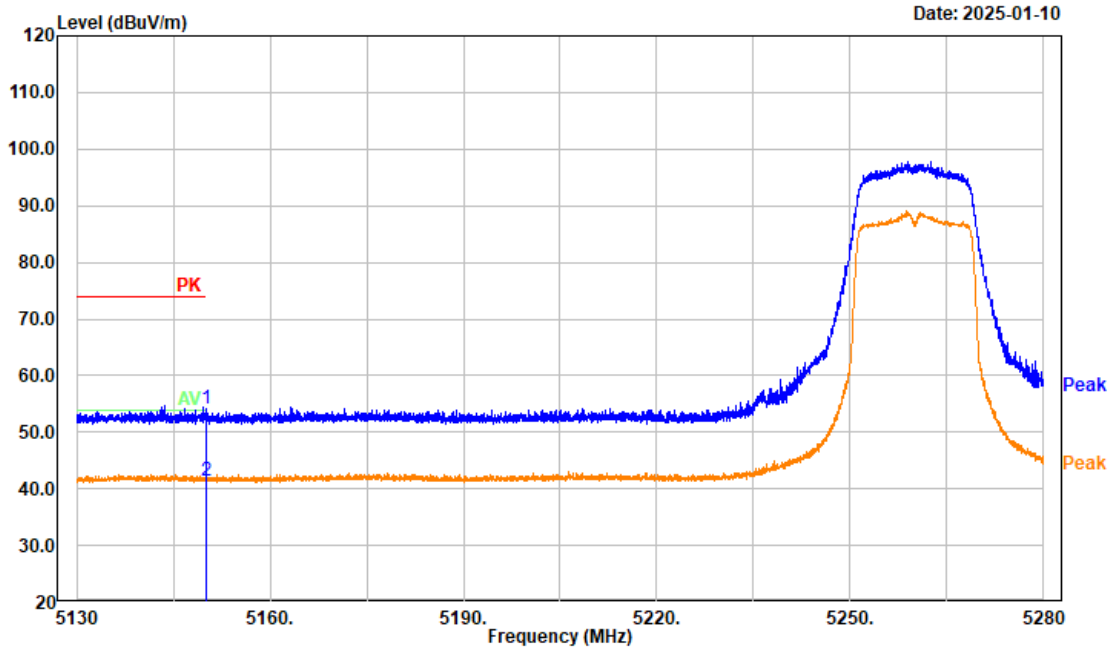

No.	Frequency (MHz)	Reading (dBµV)	Factor (dB/m)	Result (dBµV/m)	Limit (dBµV/m)	Margin (dB)	Detector
1	5150.000	44.58	9.49	54.07	74.00	19.93	Peak
2	5150.000	31.88	9.49	41.37	54.00	12.63	Average

```
Project No.: 2403A43118E-RF
     Tester: Tao Zhu
  Condition: PK trace RBW:1MHz; VBW:3MHz; SWT:0.3sec AV trace RBW:1MHz; VBW:5kHz; SWT:auto
Polarization: Horizontal
       Note: n20 High Channel 5320MHz band 2 CHain 0
```

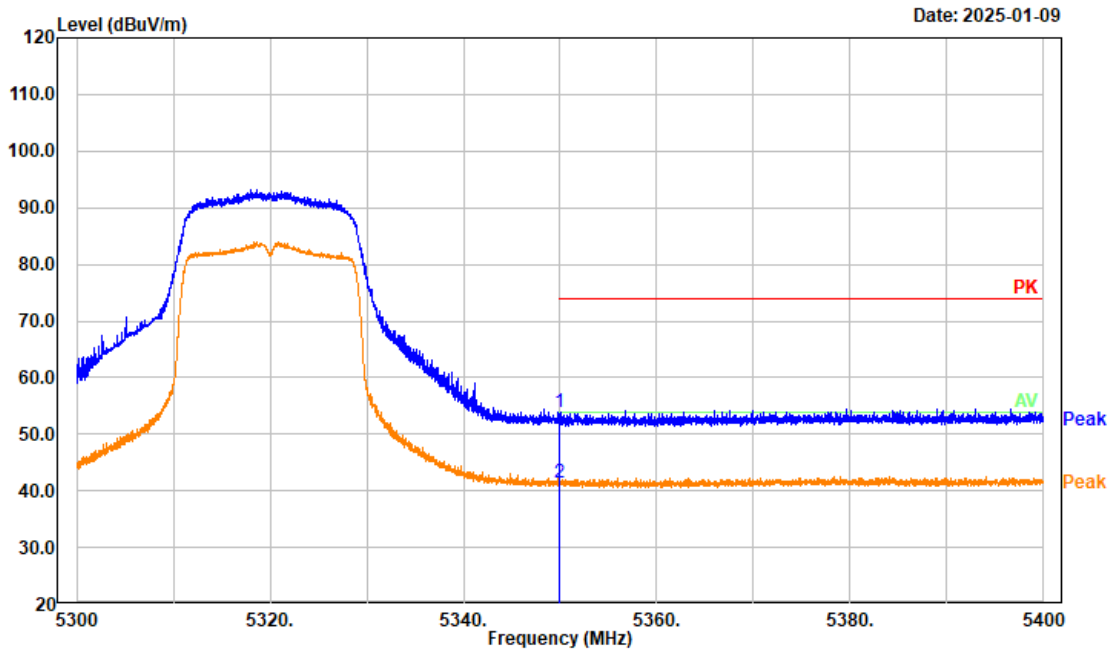

No.	Frequency (MHz)	Reading (dBµV)	Factor (dB/m)	Result (dBµV/m)	Limit (dBµV/m)	Margin (dB)	Detector
1	5350.000	44.44	9.34	53.78	74.00	20.22	Peak
2	5350.000	31.97	9.34	41.31	54.00	12.69	Average

```
Project No.: 2403A43118E-RF
     Tester: Tao Zhu
  Condition: PK trace RBW:1MHz; VBW:3MHz; SWT:0.3sec AV trace RBW:1MHz; VBW:5kHz; SWT:auto
Polarization: Vertical
       Note: n20 High Channel 5320MHz band 2 CHain 0
```

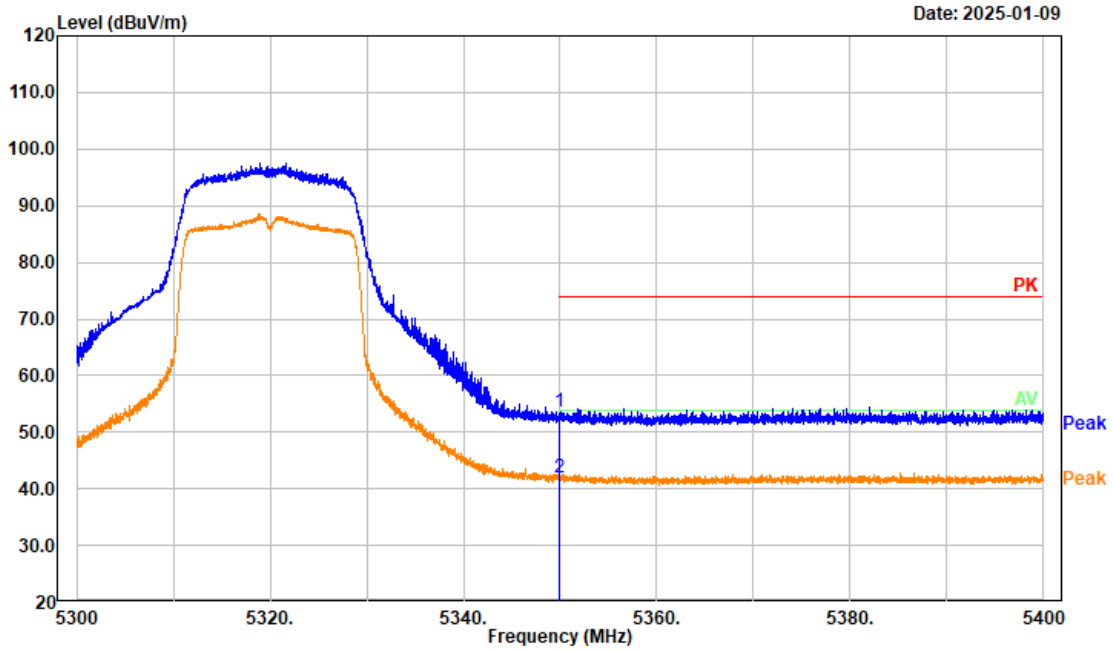

No.	Frequency (MHz)	Reading (dBµV)	Factor (dB/m)	Result (dBµV/m)	Limit (dBµV/m)	Margin (dB)	Detector
1	5350.000	44.17	9.34	53.51	74.00	20.49	Peak
2	5350.000	32.51	9.34	41.85	54.00	12.15	Average

```
Project No.: 2403A43118E-RF
     Tester: Tao Zhu
  Condition: PK trace RBW:1MHz; VBW:3MHz; SWT:0.3sec AV trace RBW:1MHz; VBW:5kHz; SWT:auto
Polarization: Horizontal
       Note: n40 Low Channel 5270MHz band 2 CHain 0
```

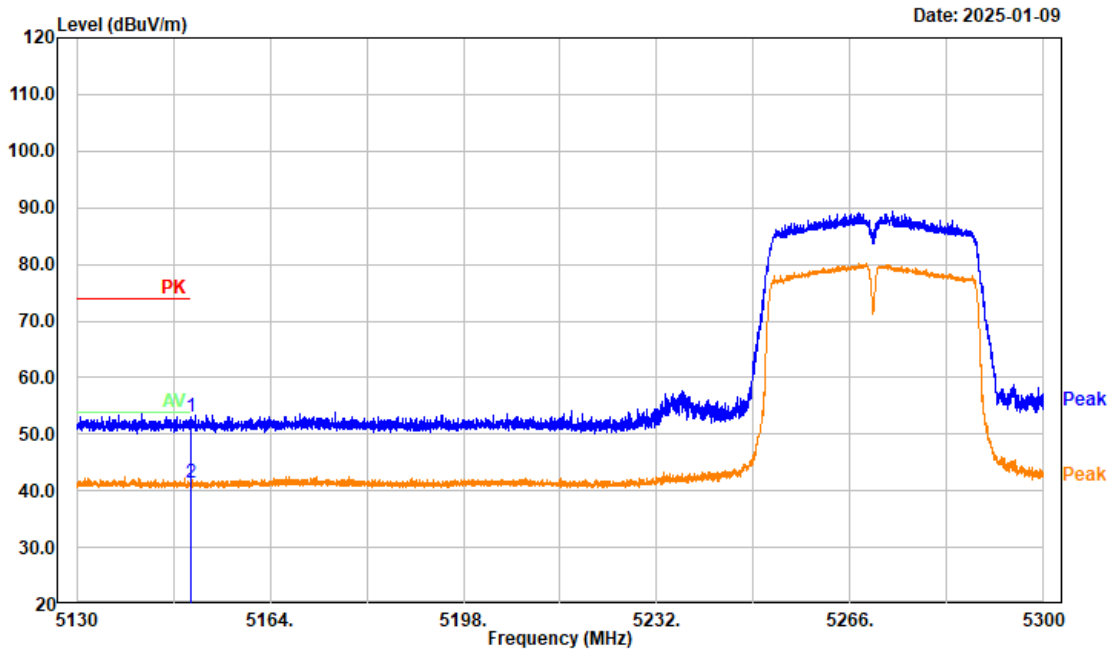

No.	Frequency (MHz)	Reading (dBµV)	Factor (dB/m)	Result (dBµV/m)	Limit (dBµV/m)	Margin (dB)	Detector
1	5150.000	43.54	9.49	53.03	74.00	20.97	Peak
2	5150.000	31.88	9.49	41.37	54.00	12.63	Average

```
Project No.: 2403A43118E-RF
     Tester: Tao Zhu
  Condition: PK trace RBW:1MHz; VBW:3MHz; SWT:0.3sec AV trace RBW:1MHz; VBW:5kHz; SWT:auto
Polarization: Vertical
       Note: n40 Low Channel 5270MHz band 2 CHain 0
```

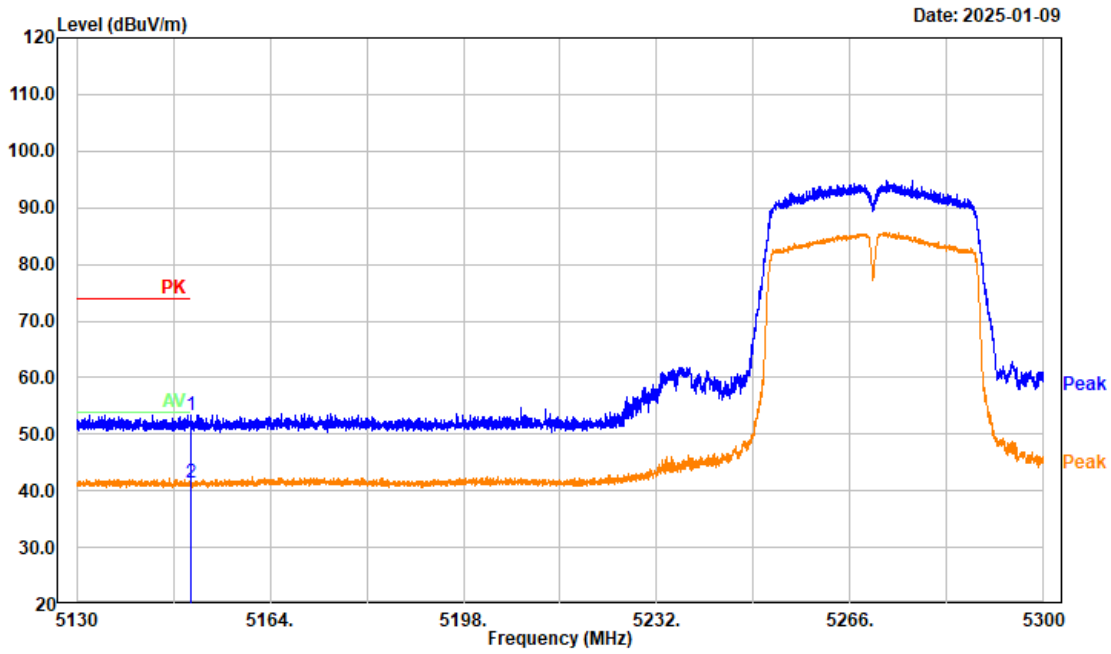

No.	Frequency (MHz)	Reading (dBµV)	Factor (dB/m)	Result (dBµV/m)	Limit (dBµV/m)	Margin (dB)	Detector
1	5150.000	43.72	9.49	53.21	74.00	20.79	Peak
2	5150.000	31.83	9.49	41.32	54.00	12.68	Average

```
Project No.: 2403A43118E-RF
     Tester: Tao Zhu
  Condition: PK trace RBW:1MHz; VBW:3MHz; SWT:0.3sec AV trace RBW:1MHz; VBW:5kHz; SWT:auto
Polarization: Horizontal
       Note: n40 High Channel 5310MHz band 2 CHain 0
```

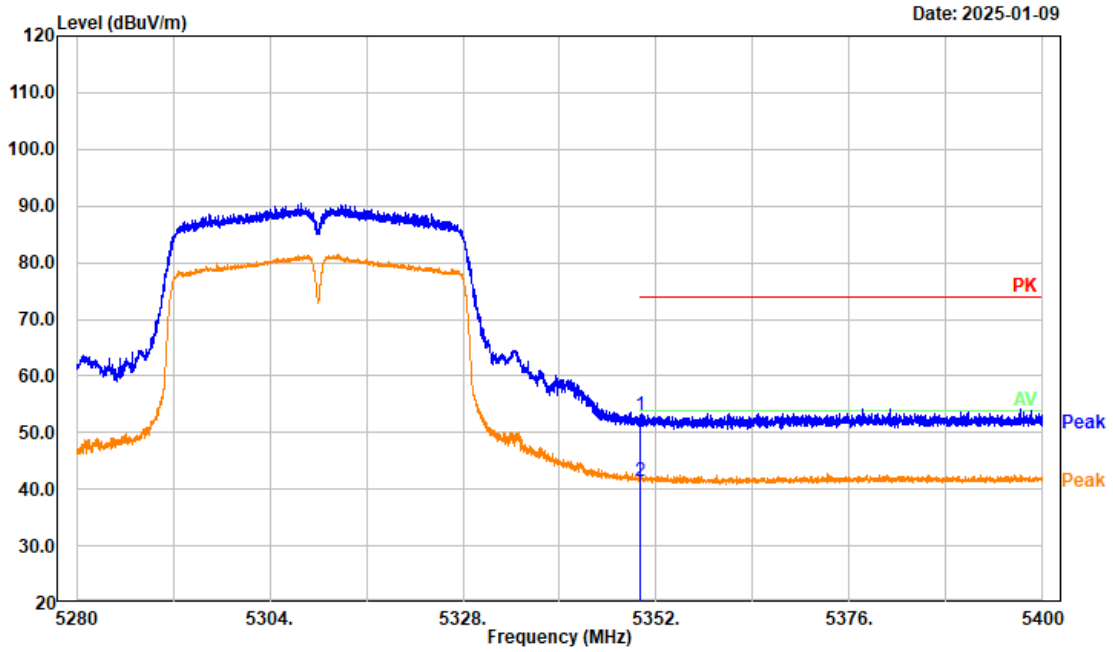

No.	Frequency (MHz)	Reading (dBµV)	Factor (dB/m)	Result (dBµV/m)	Limit (dBµV/m)	Margin (dB)	Detector
1	5350.000	43.75	9.34	53.09	74.00	20.91	Peak
2	5350.000	32.13	9.34	41.47	54.00	12.53	Average

```
Project No.: 2403A43118E-RF
     Tester: Tao Zhu
  Condition: PK trace RBW:1MHz; VBW:3MHz; SWT:0.3sec AV trace RBW:1MHz; VBW:5kHz; SWT:auto
Polarization: Vertical
       Note: n40 High Channel 5310MHz band 2 CHain 0
```

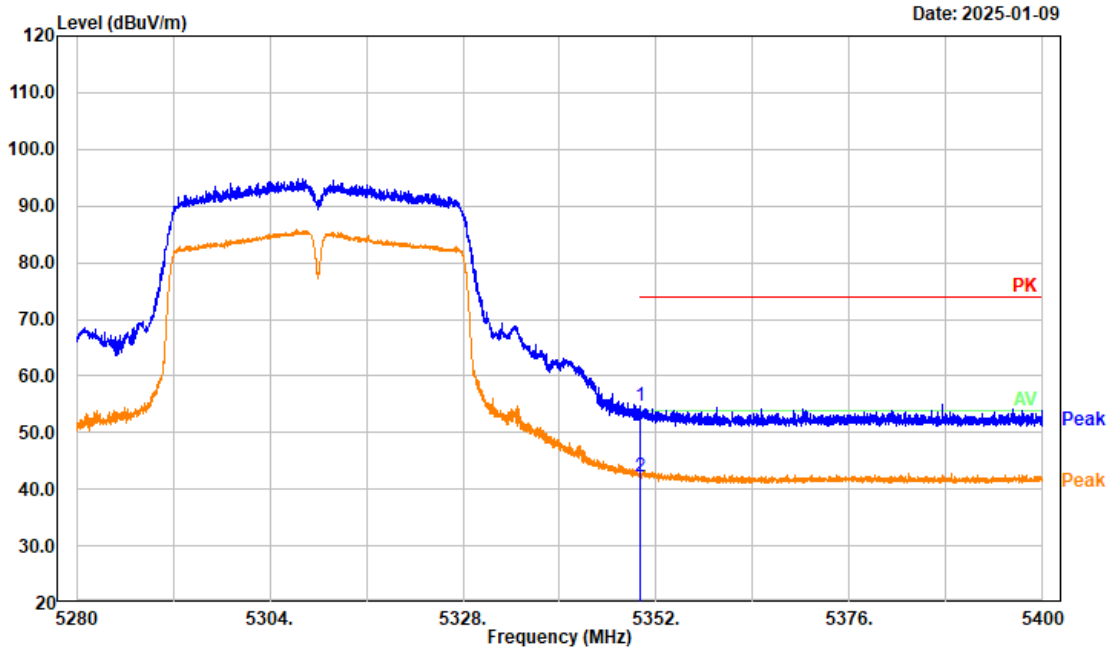

No.	Frequency (MHz)	Reading (dBµV)	Factor (dB/m)	Result (dBµV/m)	Limit (dBµV/m)	Margin (dB)	Detector
1	5350.000	45.33	9.34	54.67	74.00	19.33	Peak
2	5350.000	32.85	9.34	42.19	54.00	11.81	Average

```
Project No.: 2403A43118E-RF
     Tester: Tao Zhu
  Condition: PK trace RBW:1MHz; VBW:3MHz; SWT:0.3sec AV trace RBW:1MHz; VBW:5kHz; SWT:auto
Polarization: Horizontal
       Note: ac80 Middle Channel 5290MHz band 2 CHain 0
```

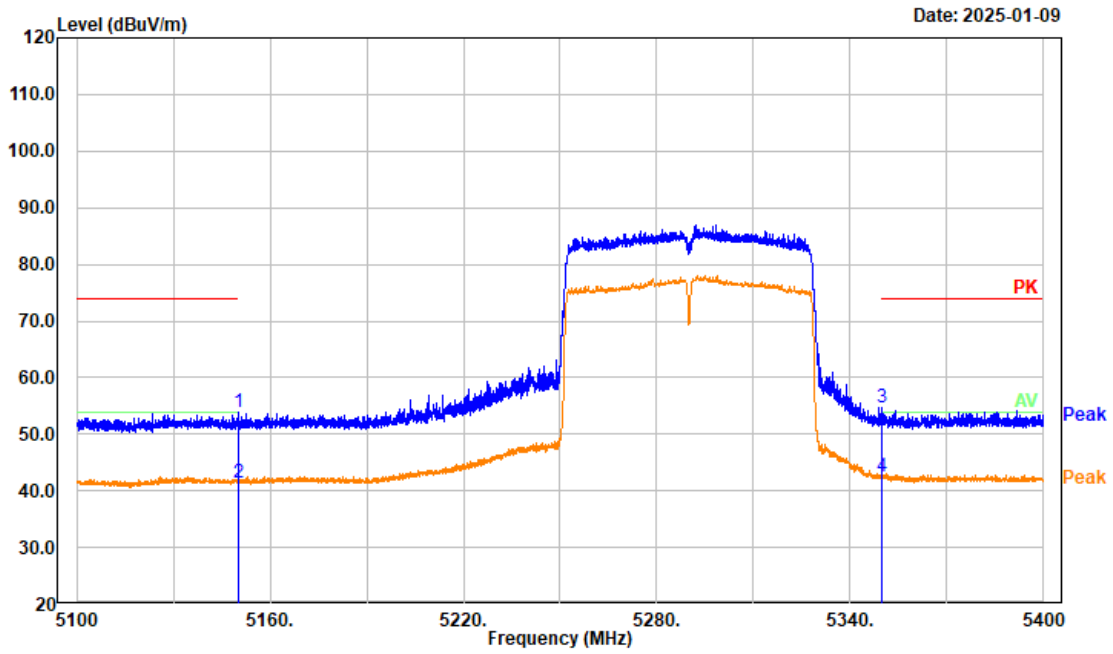

No.	Frequency (MHz)	Reading (dBµV)	Factor (dB/m)	Result (dBµV/m)	Limit (dBµV/m)	Margin (dB)	Detector
1	5150.000	44.31	9.49	53.80	74.00	20.20	Peak
2	5150.000	32.02	9.49	41.51	54.00	12.49	Average
3	5350.000	45.23	9.34	54.57	74.00	19.43	Peak
4	5350.000	33.11	9.34	42.45	54.00	11.55	Average

```
Project No.: 2403A43118E-RF
     Tester: Tao Zhu
  Condition: PK trace RBW:1MHz; VBW:3MHz; SWT:0.3sec AV trace RBW:1MHz; VBW:5kHz; SWT:auto
Polarization: Vertical
       Note: ac80 Middle Channel 5290MHz band 2 CHain 0
```

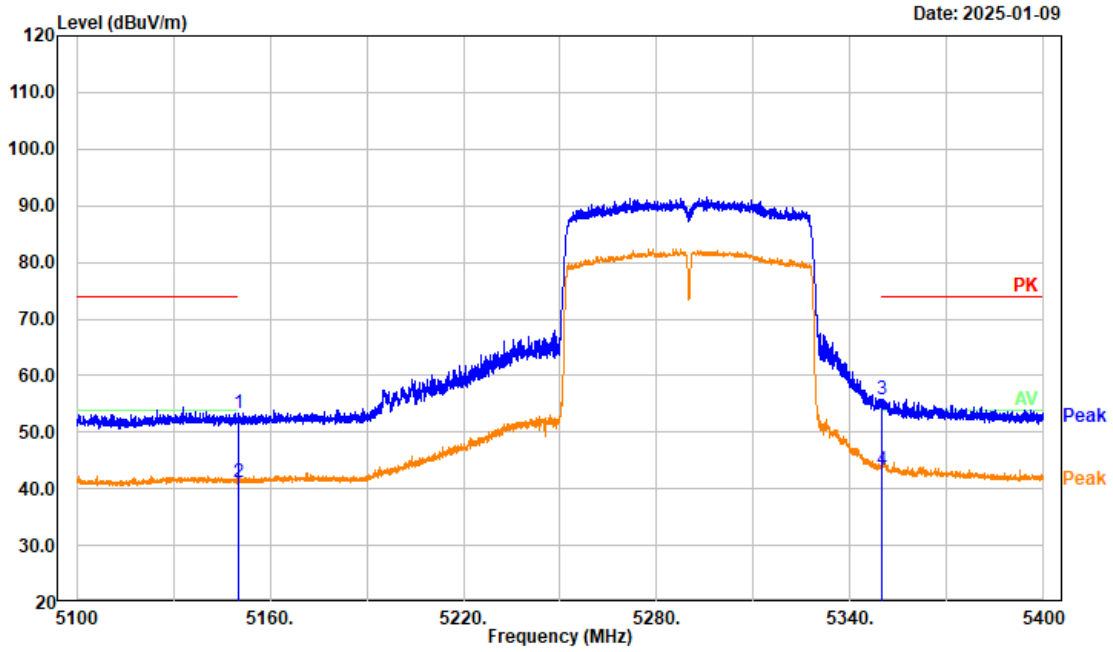

No.	Frequency (MHz)	Reading (dBµV)	Factor (dB/m)	Result (dBµV/m)	Limit (dBµV/m)	Margin (dB)	Detector
1	5150.000	43.77	9.49	53.26	74.00	20.74	Peak
2	5150.000	31.76	9.49	41.25	54.00	12.75	Average
3	5350.000	46.51	9.34	55.85	74.00	18.15	Peak
4	5350.000	33.87	9.34	43.21	54.00	10.79	Average

```
Project No.: 2403A43118E-RF
     Tester: Tao Zhu
  Condition: PK trace RBW:1MHz; VBW:3MHz; SWT:0.3sec AV trace RBW:1MHz; VBW:5kHz; SWT:auto
Polarization: Horizontal
       Note: ax20 Full Low Channel 5260MHz band 2 CHain 0
```

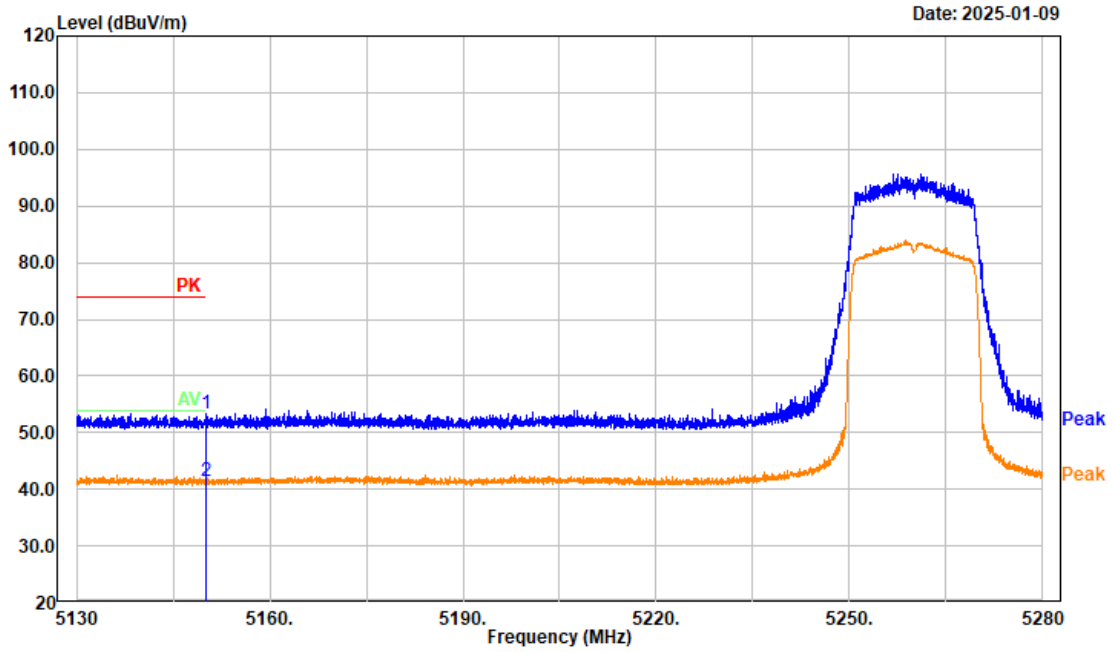

No.	Frequency (MHz)	Reading (dBµV)	Factor (dB/m)	Result (dBµV/m)	Limit (dBµV/m)	Margin (dB)	Detector
1	5150.000	43.74	9.49	53.23	74.00	20.77	Peak
2	5150.000	31.84	9.49	41.33	54.00	12.67	Average

```
Project No.: 2403A43118E-RF
     Tester: Tao Zhu
  Condition: PK trace RBW:1MHz; VBW:3MHz; SWT:0.3sec AV trace RBW:1MHz; VBW:5kHz; SWT:auto
Polarization: Vertical
       Note: ax20 Full Low Channel 5260MHz band 2 CHain 0
```

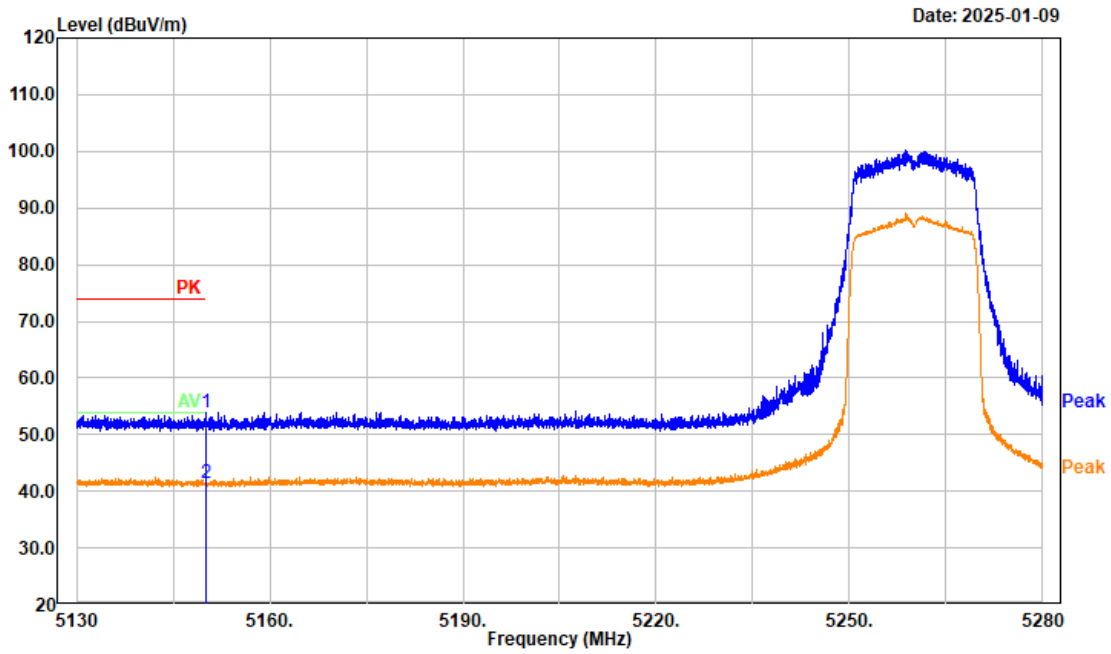

No.	Frequency (MHz)	Reading (dBµV)	Factor (dB/m)	Result (dBµV/m)	Limit (dBµV/m)	Margin (dB)	Detector
1	5150.000	44.29	9.49	53.78	74.00	20.22	Peak
2	5150.000	31.98	9.49	41.47	54.00	12.53	Average

```
Project No.: 2403A43118E-RF
     Tester: Tao Zhu
  Condition: PK trace RBW:1MHz; VBW:3MHz; SWT:0.3sec AV trace RBW:1MHz; VBW:5kHz; SWT:auto
Polarization: Horizontal
       Note: ax20 Full High Channel 5320MHz band 2 CHain 0
```

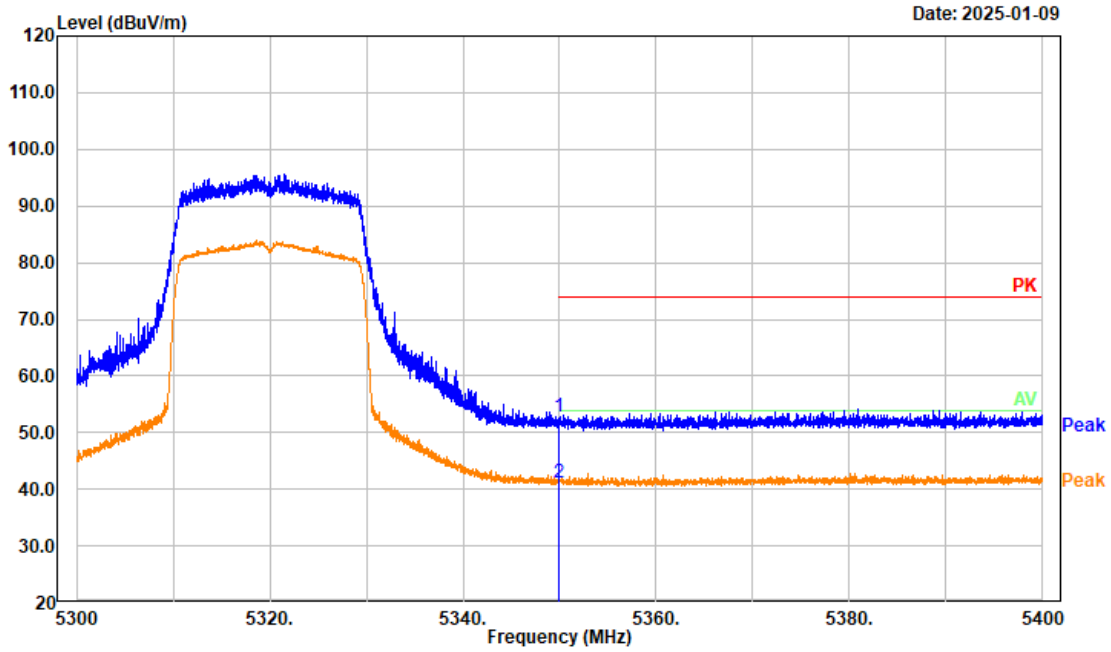

No.	Frequency (MHz)	Reading (dBµV)	Factor (dB/m)	Result (dBµV/m)	Limit (dBµV/m)	Margin (dB)	Detector
1	5350.000	43.43	9.34	52.77	74.00	21.23	Peak
2	5350.000	31.76	9.34	41.10	54.00	12.90	Average

```
Project No.: 2403A43118E-RF
     Tester: Tao Zhu
  Condition: PK trace RBW:1MHz; VBW:3MHz; SWT:0.3sec AV trace RBW:1MHz; VBW:5kHz; SWT:auto
Polarization: Vertical
       Note: ax20 Full High Channel 5320MHz band 2 CHain 0
```

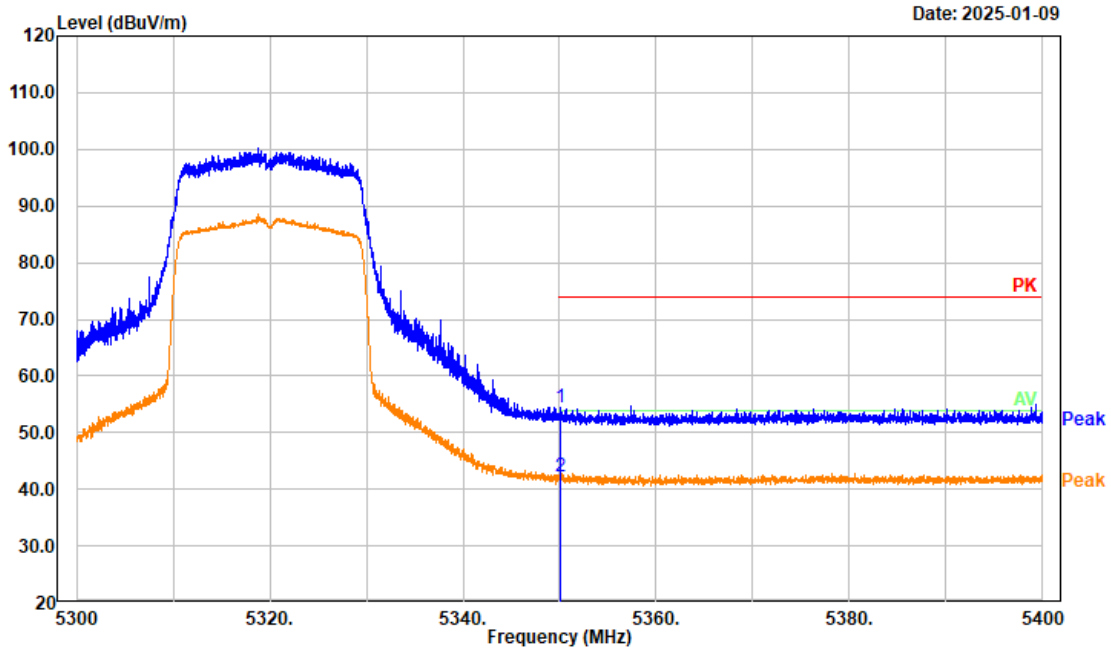

No.	Frequency (MHz)	Reading (dBµV)	Factor (dB/m)	Result (dBµV/m)	Limit (dBµV/m)	Margin (dB)	Detector
1	5350.010	44.98	9.34	54.32	74.00	19.68	Peak
2	5350.010	32.89	9.34	42.23	54.00	11.77	Average

```
Project No.: 2403A43118E-RF
     Tester: Tao Zhu
  Condition: PK trace RBW:1MHz; VBW:3MHz; SWT:0.3sec AV trace RBW:1MHz; VBW:5kHz; SWT:auto
Polarization: Horizontal
       Note: ax40 Full Low Channel 5270MHz band 2 CHain 0
```

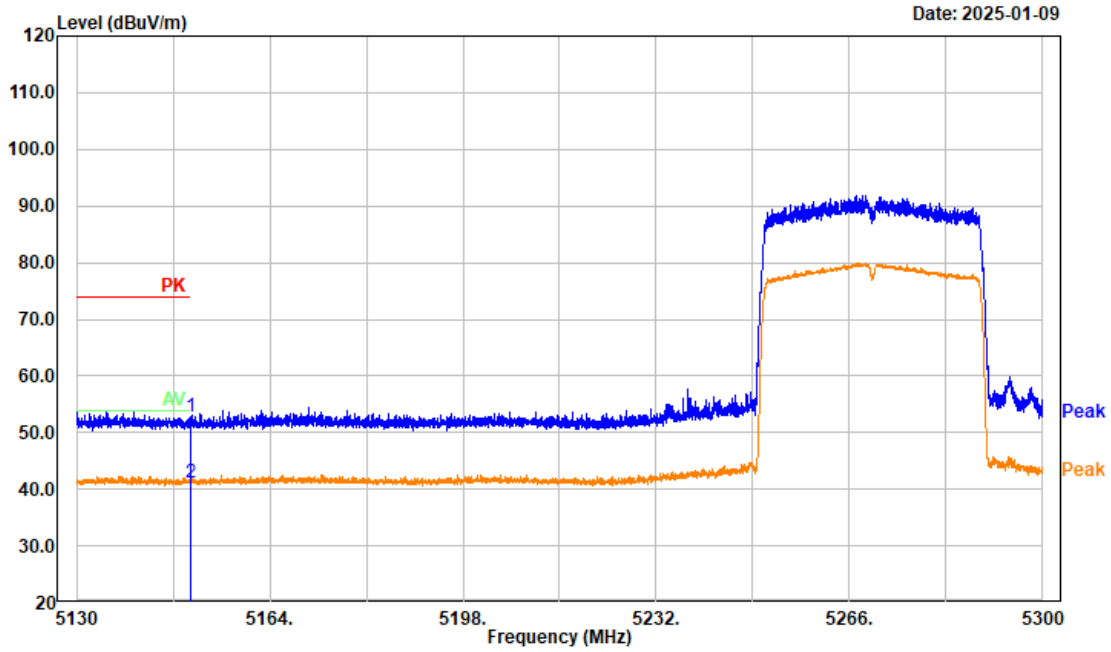

No.	Frequency (MHz)	Reading (dBµV)	Factor (dB/m)	Result (dBµV/m)	Limit (dBµV/m)	Margin (dB)	Detector
1	5150.000	43.42	9.49	52.91	74.00	21.09	Peak
2	5150.000	31.69	9.49	41.18	54.00	12.82	Average

```
Project No.: 2403A43118E-RF
     Tester: Tao Zhu
  Condition: PK trace RBW:1MHz; VBW:3MHz; SWT:0.3sec AV trace RBW:1MHz; VBW:5kHz; SWT:auto
Polarization: Vertical
       Note: ax40 Full Low Channel 5270MHz band 2 CHain 0
```

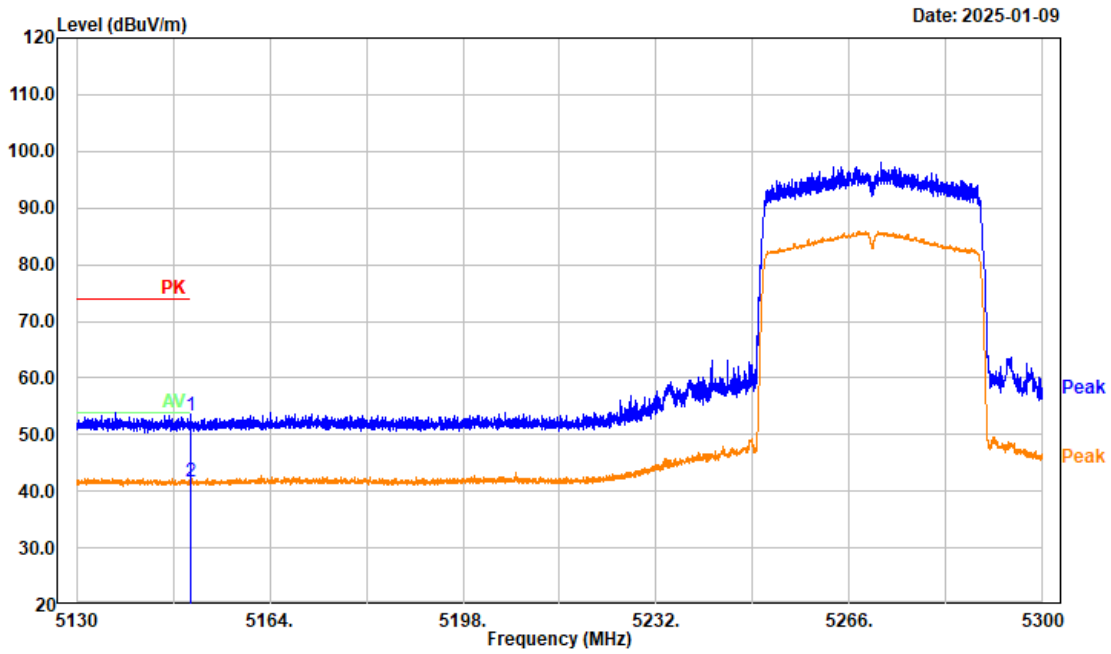

No.	Frequency (MHz)	Reading (dBµV)	Factor (dB/m)	Result (dBµV/m)	Limit (dBµV/m)	Margin (dB)	Detector
1	5150.000	43.76	9.49	53.25	74.00	20.75	Peak
2	5150.000	32.13	9.49	41.62	54.00	12.38	Average

```
Project No.: 2403A43118E-RF
     Tester: Tao Zhu
  Condition: PK trace RBW:1MHz; VBW:3MHz; SWT:0.3sec AV trace RBW:1MHz; VBW:5kHz; SWT:auto
Polarization: Horizontal
       Note: ax40 Full High Channel 5310MHz band 2 CHain 0
```

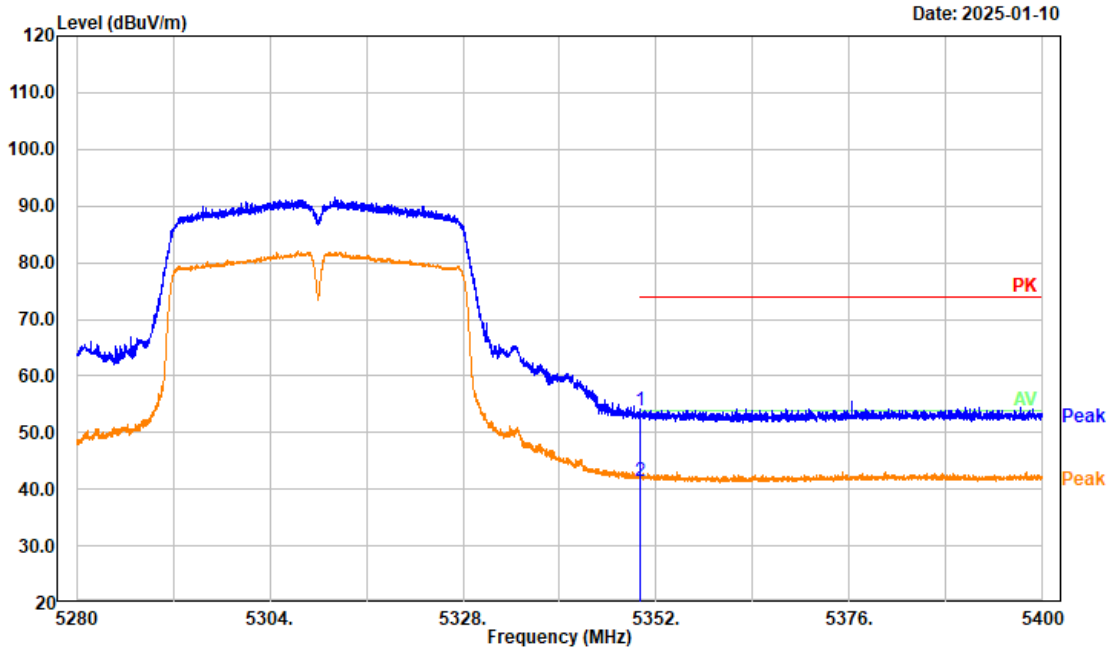

No.	Frequency (MHz)	Reading (dBµV)	Factor (dB/m)	Result (dBµV/m)	Limit (dBµV/m)	Margin (dB)	Detector
1	5350.000	44.51	9.34	53.85	74.00	20.15	Peak
2	5350.000	32.11	9.34	41.45	54.00	12.55	Average

```
Project No.: 2403A43118E-RF
     Tester: Tao Zhu
  Condition: PK trace RBW:1MHz; VBW:3MHz; SWT:0.3sec AV trace RBW:1MHz; VBW:5kHz; SWT:auto
Polarization: Vertical
       Note: ax40 Full High Channel 5310MHz band 2 CHain 0
```

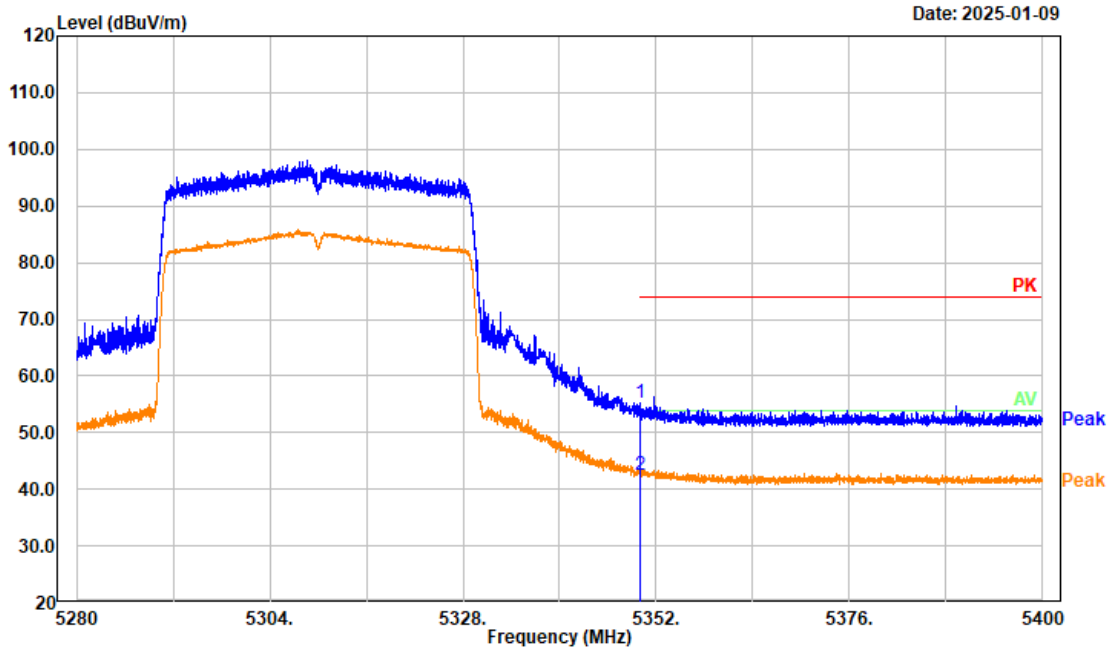

No.	Frequency (MHz)	Reading (dBµV)	Factor (dB/m)	Result (dBµV/m)	Limit (dBµV/m)	Margin (dB)	Detector
1	5350.000	45.82	9.34	55.16	74.00	18.84	Peak
2	5350.000	33.18	9.34	42.52	54.00	11.48	Average

```
Project No.: 2403A43118E-RF
     Tester: Tao Zhu
  Condition: PK trace RBW:1MHz; VBW:3MHz; SWT:0.3sec AV trace RBW:1MHz; VBW:5kHz; SWT:auto
Polarization: Horizontal
       Note: ax80 Full Middle Channel 5290MHz band 2 CHain 0
```

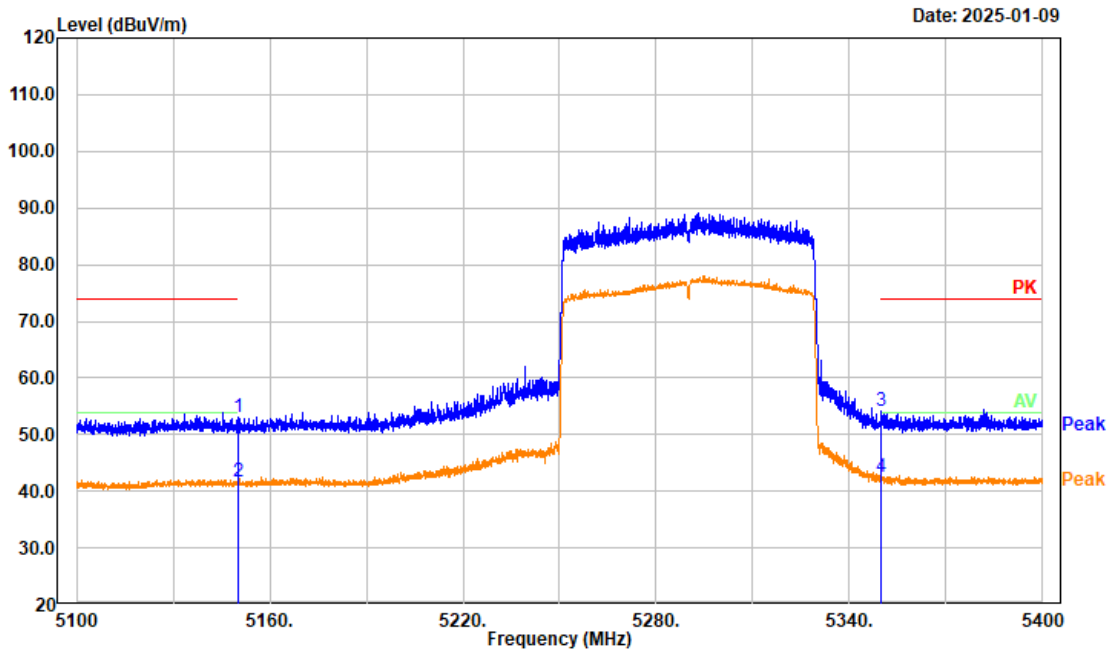

No.	Frequency (MHz)	Reading (dBµV)	Factor (dB/m)	Result (dBµV/m)	Limit (dBµV/m)	Margin (dB)	Detector
1	5150.000	43.62	9.49	53.11	74.00	20.89	Peak
2	5150.000	32.06	9.49	41.55	54.00	12.45	Average
3	5350.000	44.90	9.34	54.24	74.00	19.76	Peak
4	5350.000	33.05	9.34	42.39	54.00	11.61	Average

```
Project No.: 2403A43118E-RF
     Tester: Tao Zhu
  Condition: PK trace RBW:1MHz; VBW:3MHz; SWT:0.3sec AV trace RBW:1MHz; VBW:5kHz; SWT:auto
Polarization: Vertical
       Note: ax80 Full Middle Channel 5290MHz band 2 CHain 0
```

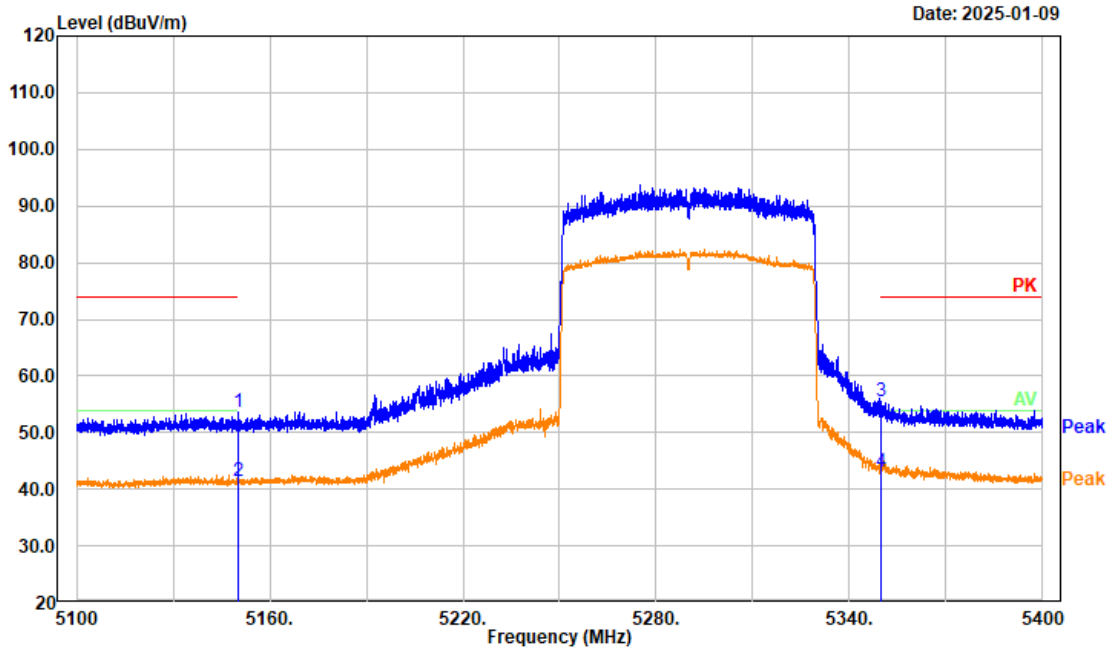

No.	Frequency (MHz)	Reading (dBµV)	Factor (dB/m)	Result (dBµV/m)	Limit (dBµV/m)	Margin (dB)	Detector
1	5150.000	44.14	9.49	53.63	74.00	20.37	Peak
2	5150.000	31.79	9.49	41.28	54.00	12.72	Average
3	5350.000	46.09	9.34	55.43	74.00	18.57	Peak
4	5350.000	33.77	9.34	43.11	54.00	10.89	Average

```
Project No.: 2403A43118E-RF
     Tester: Tao Zhu
  Condition: PK trace RBW:1MHz; VBW:3MHz; SWT:0.3sec AV trace RBW:1MHz; VBW:5kHz; SWT:auto
Polarization: Horizontal
       Note: ax20 26-0 Low Channel 5260MHz Band 2 Chain 0
```

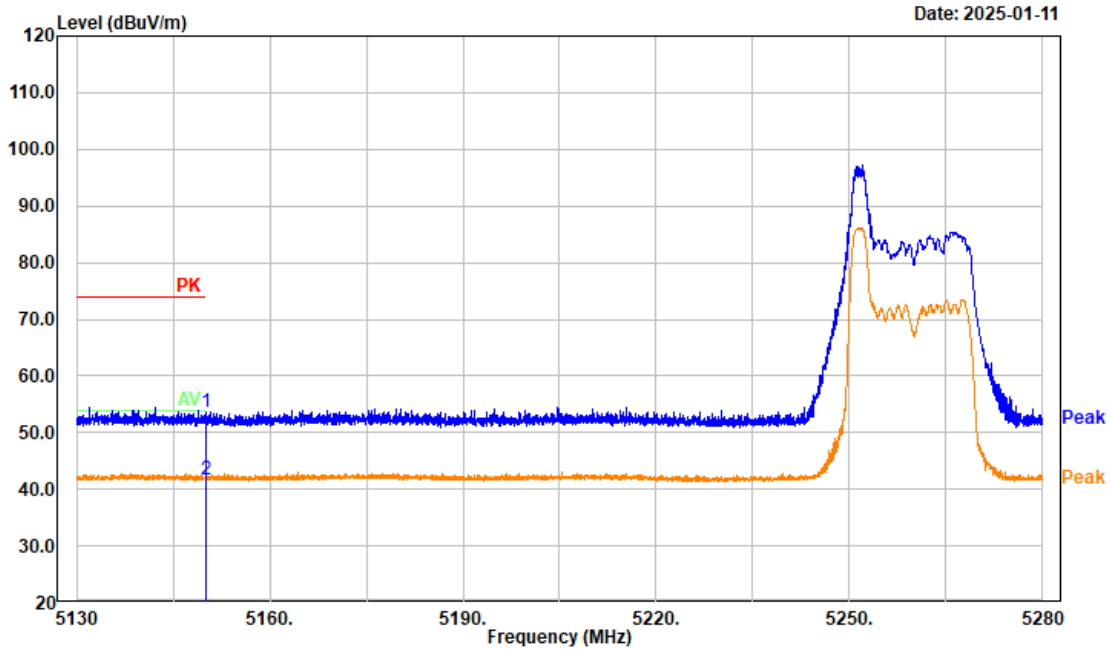

No.	Frequency (MHz)	Reading (dBµV)	Factor (dB/m)	Result (dBµV/m)	Limit (dBµV/m)	Margin (dB)	Detector
1	5150.000	44.08	9.49	53.57	74.00	20.43	Peak
2	5150.000	32.09	9.49	41.58	54.00	12.42	Average

```
Project No.: 2403A43118E-RF
     Tester: Tao Zhu
  Condition: PK trace RBW:1MHz; VBW:3MHz; SWT:0.3sec AV trace RBW:1MHz; VBW:5kHz; SWT:auto
Polarization: Vertical
       Note: ax20 26-0 Low Channel 5260MHz Band 2 Chain 0
```

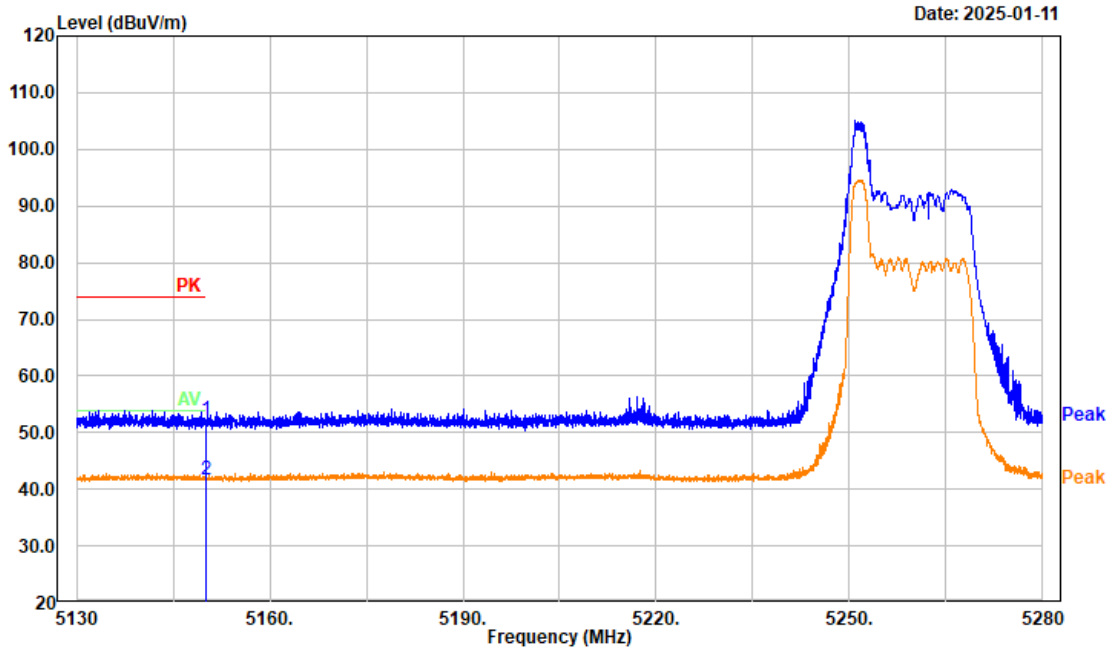

No.	Frequency (MHz)	Reading (dBµV)	Factor (dB/m)	Result (dBµV/m)	Limit (dBµV/m)	Margin (dB)	Detector
1	5150.000	42.89	9.49	52.38	74.00	21.62	Peak
2	5150.000	32.20	9.49	41.69	54.00	12.31	Average

```
Project No.: 2403A43118E-RF
     Tester: Tao Zhu
  Condition: PK trace RBW:1MHz; VBW:3MHz; SWT:0.3sec AV trace RBW:1MHz; VBW:5kHz; SWT:auto
Polarization: Horizontal
       Note: ax20 26-8 High Channel 5320MHz Band 2 Chain 0
```

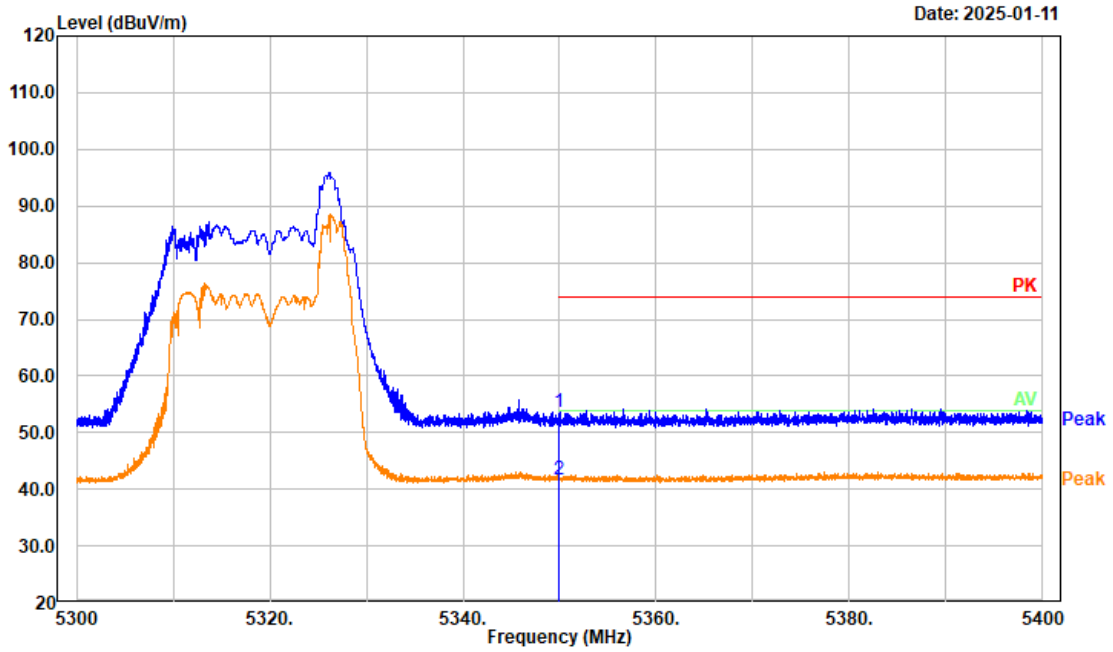

No.	Frequency (MHz)	Reading (dBµV)	Factor (dB/m)	Result (dBµV/m)	Limit (dBµV/m)	Margin (dB)	Detector
1	5350.000	44.23	9.34	53.57	74.00	20.43	Peak
2	5350.000	32.32	9.34	41.66	54.00	12.34	Average

```
Project No.: 2403A43118E-RF
     Tester: Tao Zhu
  Condition: PK trace RBW:1MHz; VBW:3MHz; SWT:0.3sec AV trace RBW:1MHz; VBW:5kHz; SWT:auto
Polarization: Vertical
       Note: ax20 26-8 High Channel 5320MHz Band 2 Chain 0
```

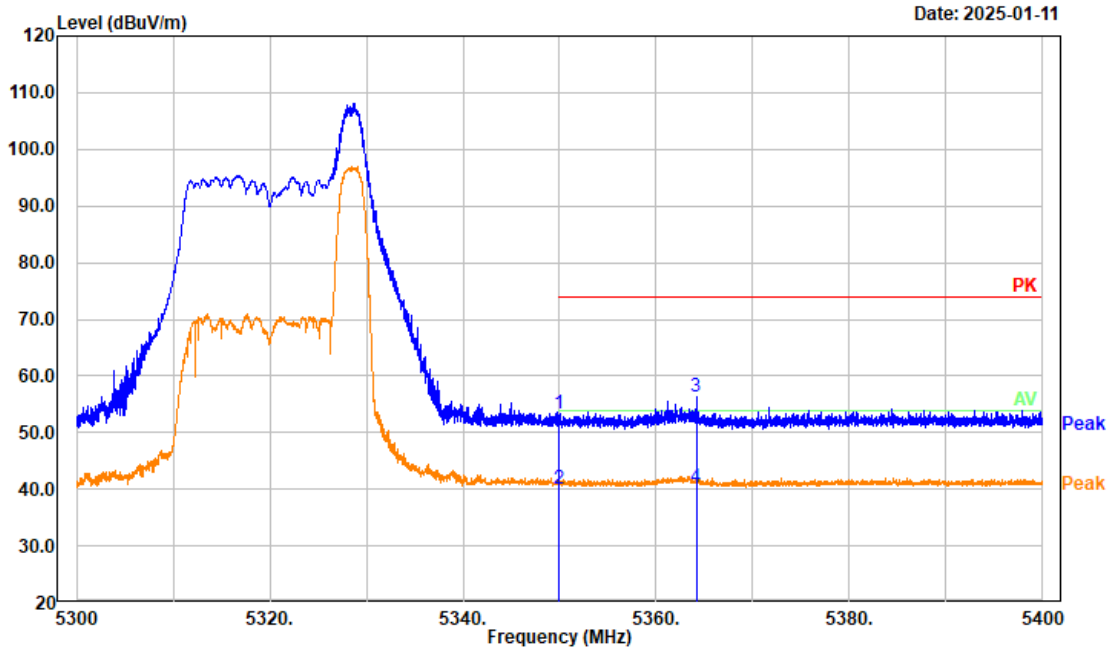

No.	Frequency (MHz)	Reading (dBµV)	Factor (dB/m)	Result (dBµV/m)	Limit (dBµV/m)	Margin (dB)	Detector
1	5350.000	43.94	9.34	53.28	74.00	20.72	Peak
2	5350.000	30.72	9.34	40.06	54.00	13.94	Average
3	5364.133	46.69	9.50	56.19	74.00	17.81	Peak
4	5364.133	30.72	9.50	40.22	54.00	13.78	Average

```
Project No.: 2403A43118E-RF
     Tester: Tao Zhu
  Condition: PK trace RBW:1MHz; VBW:3MHz; SWT:0.3sec AV trace RBW:1MHz; VBW:5kHz; SWT:auto
Polarization: Horizontal
       Note: ax40 26-0 Low Channel 5270MHz Band 2 Chain 0
```

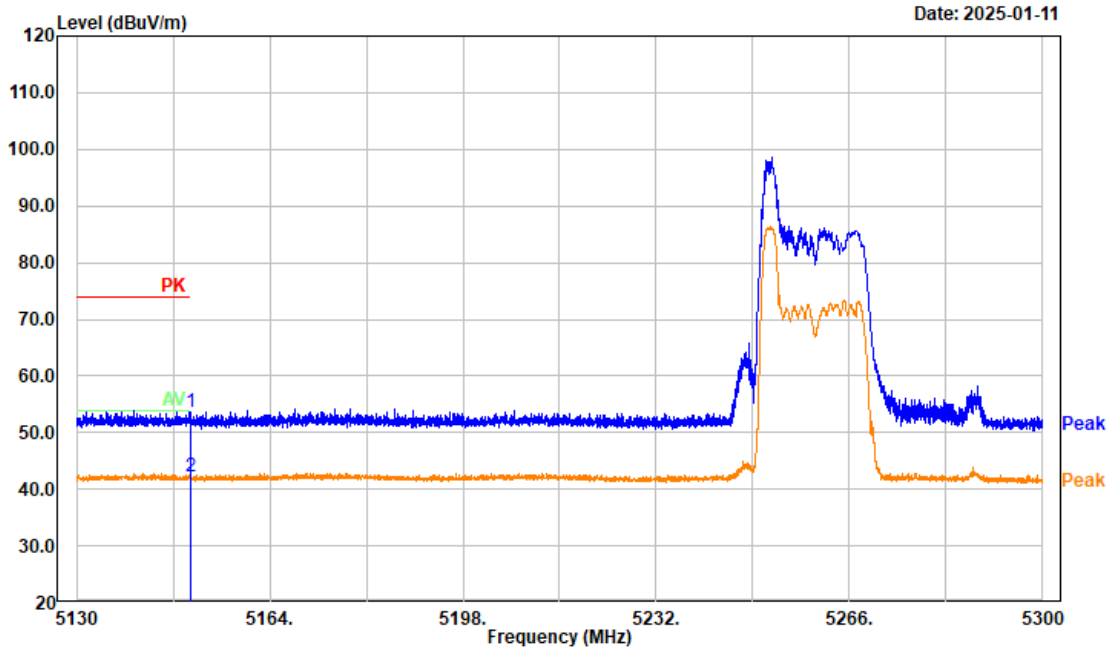

No.	Frequency (MHz)	Reading (dBµV)	Factor (dB/m)	Result (dBµV/m)	Limit (dBµV/m)	Margin (dB)	Detector
1	5150.000	44.16	9.49	53.65	74.00	20.35	Peak
2	5150.000	32.71	9.49	42.20	54.00	11.80	Average

```
Project No.: 2403A43118E-RF
     Tester: Tao Zhu
  Condition: PK trace RBW:1MHz; VBW:3MHz; SWT:0.3sec AV trace RBW:1MHz; VBW:5kHz; SWT:auto
Polarization: Vertical
       Note: ax40 26-0 Low Channel 5270MHz Band 2 Chain 0
```

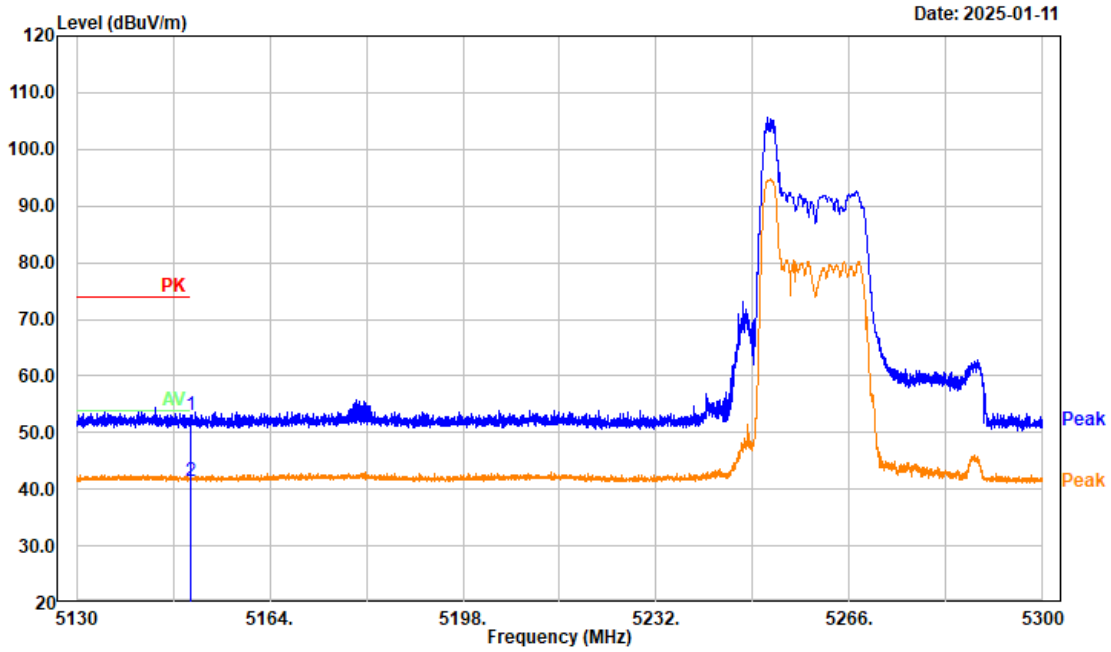

No.	Frequency (MHz)	Reading (dBµV)	Factor (dB/m)	Result (dBµV/m)	Limit (dBµV/m)	Margin (dB)	Detector
1	5150.000	43.59	9.49	53.08	74.00	20.92	Peak
2	5150.000	31.95	9.49	41.44	54.00	12.56	Average

```
Project No.: 2403A43118E-RF
     Tester: Tao Zhu
  Condition: PK trace RBW:1MHz; VBW:3MHz; SWT:0.3sec AV trace RBW:1MHz; VBW:5kHz; SWT:auto
Polarization: Horizontal
       Note: ax40 26-17 High Channel 5310MHz Band 2 Chain 0
```

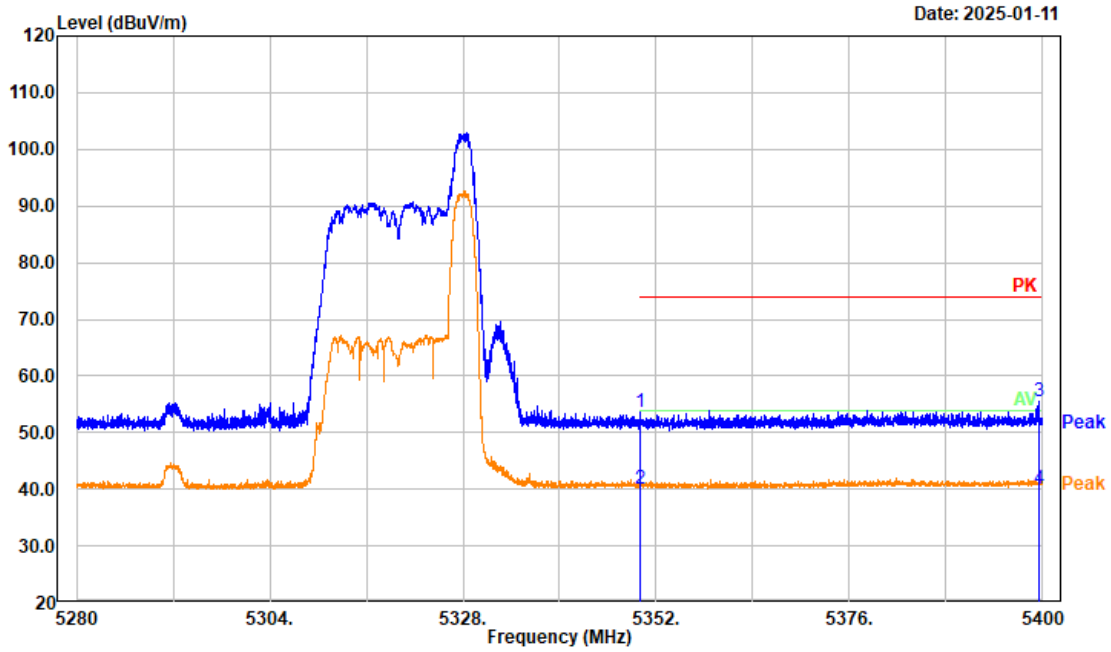

No.	Frequency (MHz)	Reading (dBµV)	Factor (dB/m)	Result (dBµV/m)	Limit (dBµV/m)	Margin (dB)	Detector
1	5350.000	44.29	9.34	53.63	74.00	20.37	Peak
2	5350.000	30.68	9.34	40.02	54.00	13.98	Average
3	5399.520	45.51	9.91	55.42	74.00	18.58	Peak
4	5399.520	30.26	9.91	40.17	54.00	13.83	Average

```
Project No.: 2403A43118E-RF
     Tester: Tao Zhu
  Condition: PK trace RBW:1MHz; VBW:3MHz; SWT:0.3sec AV trace RBW:1MHz; VBW:5kHz; SWT:auto
Polarization: Vertical
       Note: ax40 26-17 High Channel 5310MHz Band 2 Chain 0
```

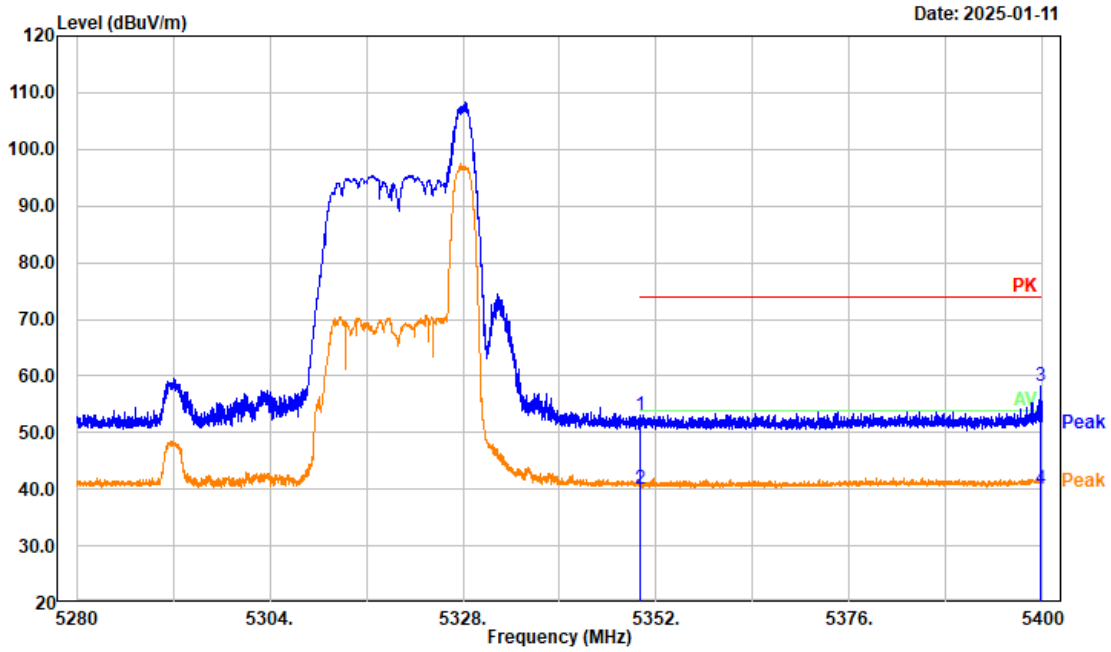

No.	Frequency (MHz)	Reading (dBµV)	Factor (dB/m)	Result (dBµV/m)	Limit (dBµV/m)	Margin (dB)	Detector
1	5350.000	43.69	9.34	53.03	74.00	20.97	Peak
2	5350.000	30.66	9.34	40.00	54.00	14.00	Average
3	5399.736	48.17	9.91	58.08	74.00	15.92	Peak
4	5399.736	30.17	9.91	40.08	54.00	13.92	Average

```
Project No.: 2403A43118E-RF
     Tester: Tao Zhu
  Condition: PK trace RBW:1MHz; VBW:3MHz; SWT:0.3sec AV trace RBW:1MHz; VBW:5kHz; SWT:auto
Polarization: Horizontal
       Note: ax80 26-0 Middle Channel 5290MHz Band 2 Chain 0
```

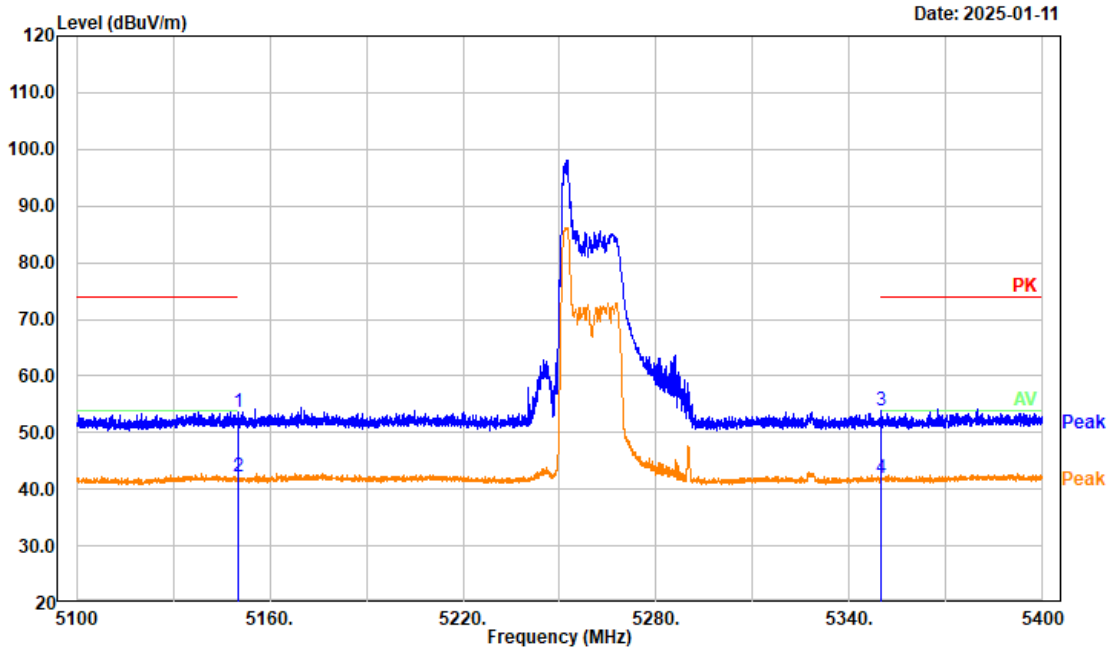

No.	Frequency (MHz)	Reading (dBµV)	Factor (dB/m)	Result (dBµV/m)	Limit (dBµV/m)	Margin (dB)	Detector
1	5150.000	44.04	9.49	53.53	74.00	20.47	Peak
2	5150.000	32.66	9.49	42.15	54.00	11.85	Average
3	5350.000	44.46	9.34	53.80	74.00	20.20	Peak
4	5350.000	32.50	9.34	41.84	54.00	12.16	Average

```
Project No.: 2403A43118E-RF
     Tester: Tao Zhu
  Condition: PK trace RBW:1MHz; VBW:3MHz; SWT:0.3sec AV trace RBW:1MHz; VBW:5kHz; SWT:auto
Polarization: Vertical
       Note: ax80 26-0 Middle Channel 5290MHz Band 2 Chain 0
```

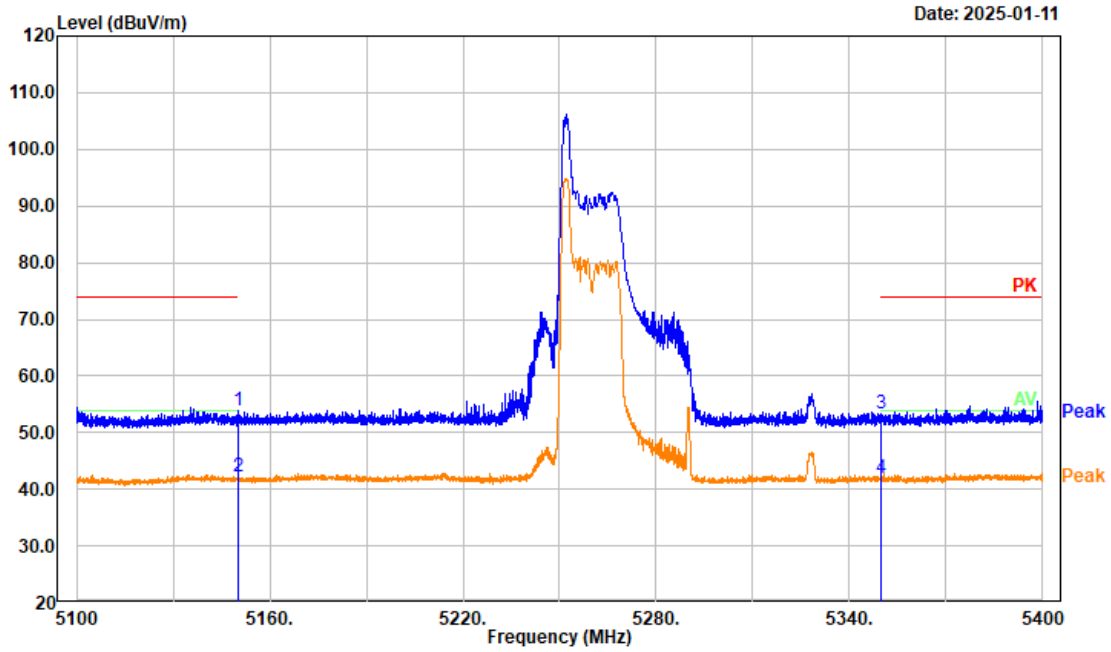

No.	Frequency (MHz)	Reading (dBµV)	Factor (dB/m)	Result (dBµV/m)	Limit (dBµV/m)	Margin (dB)	Detector
1	5150.000	44.30	9.49	53.79	74.00	20.21	Peak
2	5150.000	32.61	9.49	42.10	54.00	11.90	Average
3	5350.000	44.09	9.34	53.43	74.00	20.57	Peak
4	5350.000	32.54	9.34	41.88	54.00	12.12	Average

```
Project No.: 2403A43118E-RF
     Tester: Tao Zhu
  Condition: PK trace RBW:1MHz; VBW:3MHz; SWT:0.3sec AV trace RBW:1MHz; VBW:5kHz; SWT:auto
Polarization: Horizontal
       Note: a Low Channel 5500MHz Band 3 Chain 0
```

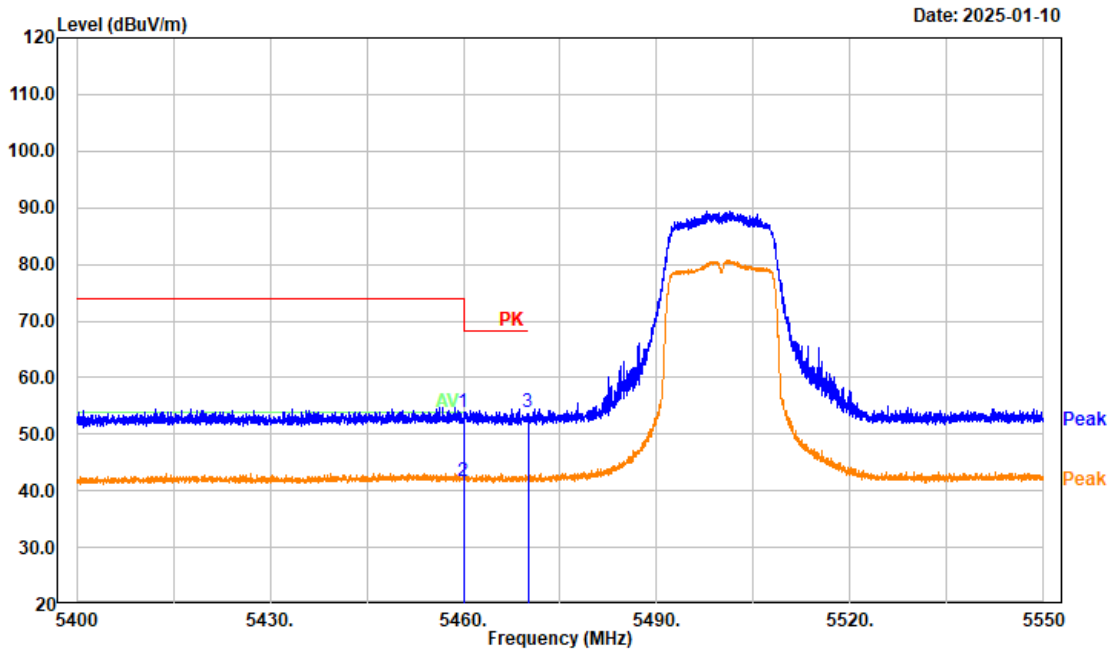

No.	Frequency (MHz)	Reading (dBµV)	Factor (dB/m)	Result (dBµV/m)	Limit (dBµV/m)	Margin (dB)	Detector
1	5460.000	43.74	10.09	53.83	74.00	20.17	Peak
2	5460.000	31.47	10.09	41.56	54.00	12.44	Average
3	5470.000	43.65	10.09	53.74	68.20	14.46	Peak

```
Project No.: 2403A43118E-RF
     Tester: Tao Zhu
  Condition: PK trace RBW:1MHz; VBW:3MHz; SWT:0.3sec AV trace RBW:1MHz; VBW:5kHz; SWT:auto
Polarization: Vertical
       Note: a Low Channel 5500MHz Band 3 Chain 0
```

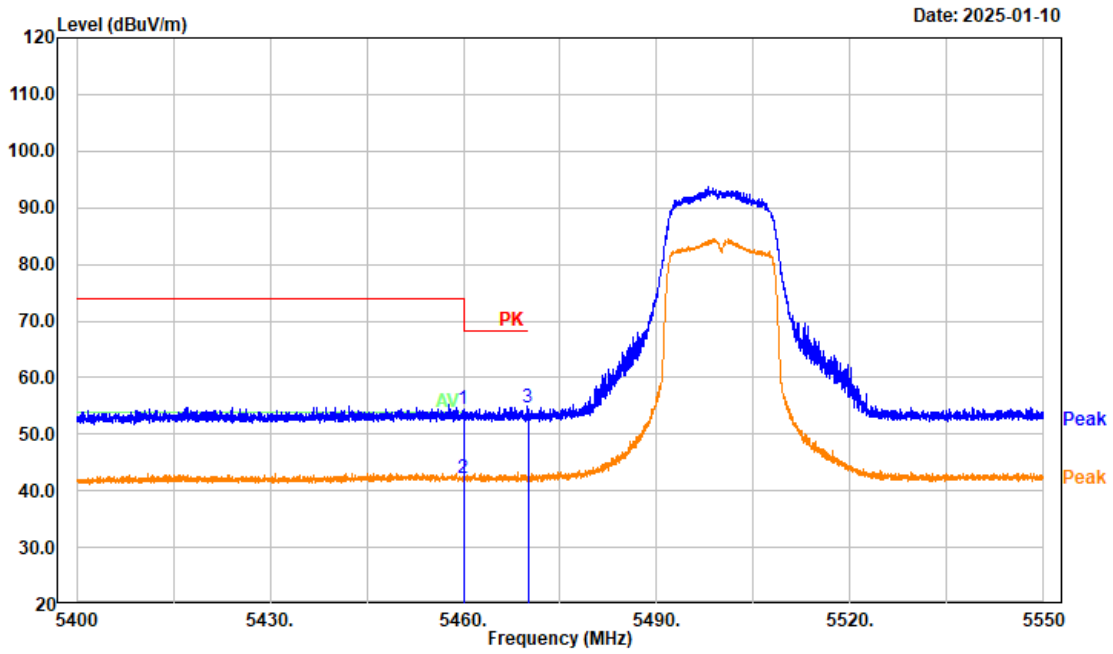

No.	Frequency (MHz)	Reading (dBµV)	Factor (dB/m)	Result (dBµV/m)	Limit (dBµV/m)	Margin (dB)	Detector
1	5460.000	44.33	10.09	54.42	74.00	19.58	Peak
2	5460.000	32.02	10.09	42.11	54.00	11.89	Average
3	5470.000	44.57	10.09	54.66	68.20	13.54	Peak

```
Project No.: 2403A43118E-RF
     Tester: Tao Zhu
  Condition: PK trace RBW:1MHz; VBW:3MHz; SWT:0.3sec
Polarization: Horizontal
       Note: a High Channel 5700MHz Band 3 Chain 0
```

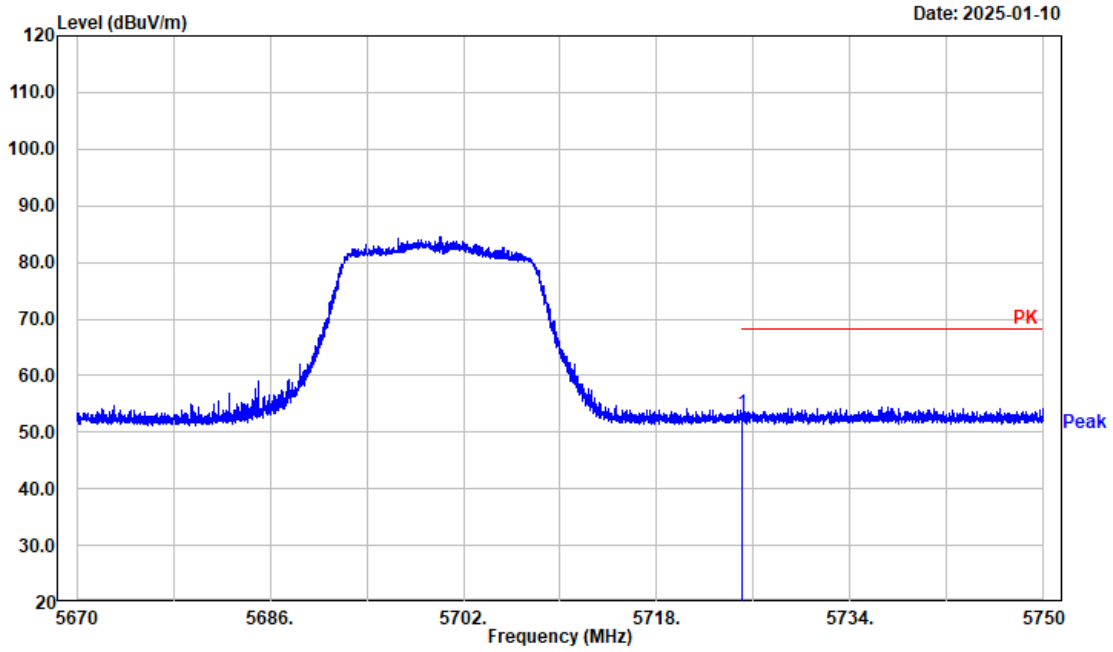

No.	Frequency (MHz)	Reading (dBμV)	Factor (dB/m)	Result (dBμV/m)	Limit (dBμV/m)	Margin (dB)	Detector
1	5725.000	43.91	9.40	53.31	68.20	14.89	Peak

```
Project No.: 2403A43118E-RF
     Tester: Tao Zhu
  Condition: PK trace RBW:1MHz; VBW:3MHz; SWT:0.3sec
Polarization: Vertical
       Note: a High Channel 5700MHz Band 3 Chain 0
```

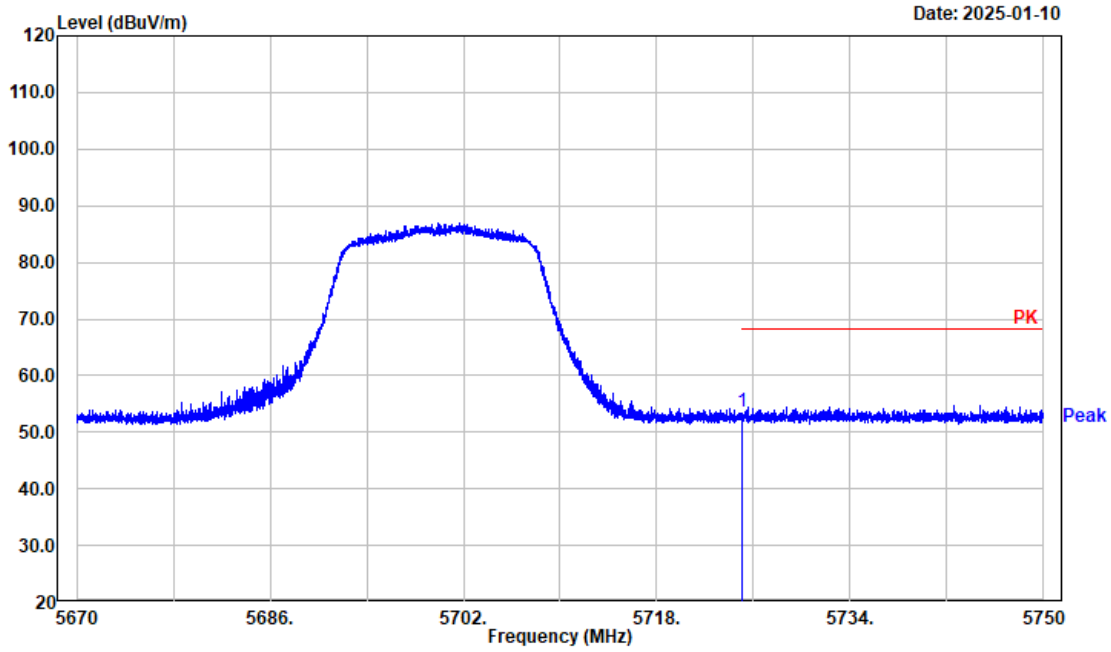

No.	Frequency (MHz)	Reading (dBμV)	Factor (dB/m)	Result (dBμV/m)	Limit (dBμV/m)	Margin (dB)	Detector
1	5725.000	44.07	9.40	53.47	68.20	14.73	Peak

```
Project No.: 2403A43118E-RF
     Tester: Tao Zhu
  Condition: PK trace RBW:1MHz; VBW:3MHz; SWT:0.3sec AV trace RBW:1MHz; VBW:5kHz; SWT:auto
Polarization: Horizontal
       Note: n20 Low Channel 5500MHz Band 3 Chain 0
```

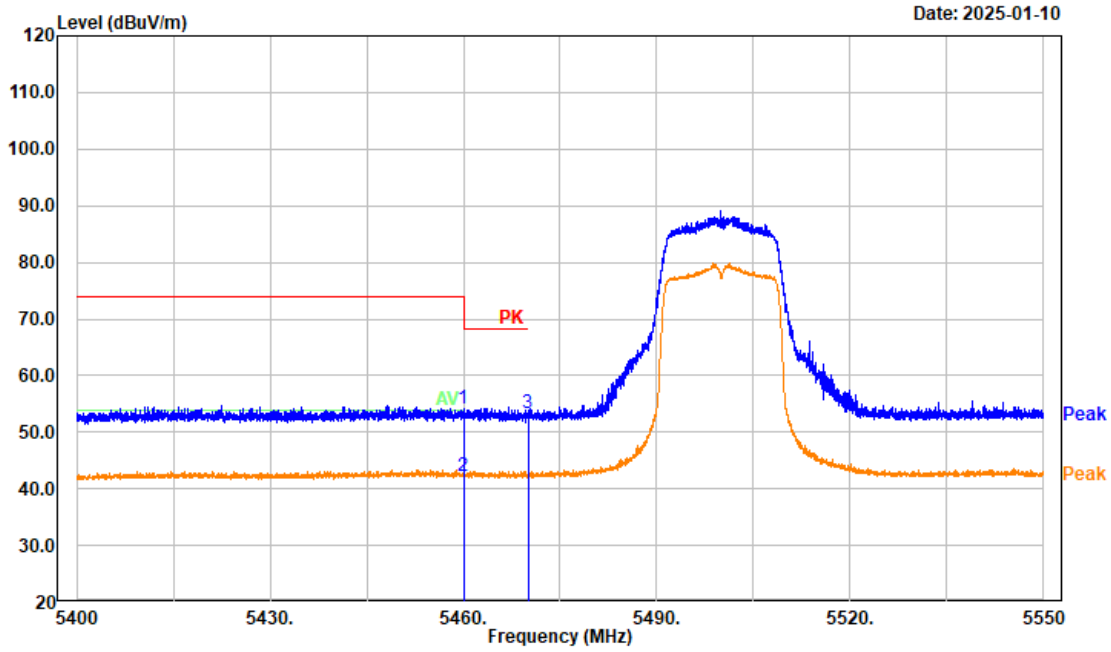

No.	Frequency (MHz)	Reading (dBµV)	Factor (dB/m)	Result (dBµV/m)	Limit (dBµV/m)	Margin (dB)	Detector
1	5460.000	44.04	10.09	54.13	74.00	19.87	Peak
2	5460.000	32.16	10.09	42.25	54.00	11.75	Average
3	5470.000	43.35	10.09	53.44	68.20	14.76	Peak

```
Project No.: 2403A43118E-RF
     Tester: Tao Zhu
  Condition: PK trace RBW:1MHz; VBW:3MHz; SWT:0.3sec AV trace RBW:1MHz; VBW:5kHz; SWT:auto
Polarization: Vertical
       Note: n20 Low Channel 5500MHz Band 3 Chain 0
```

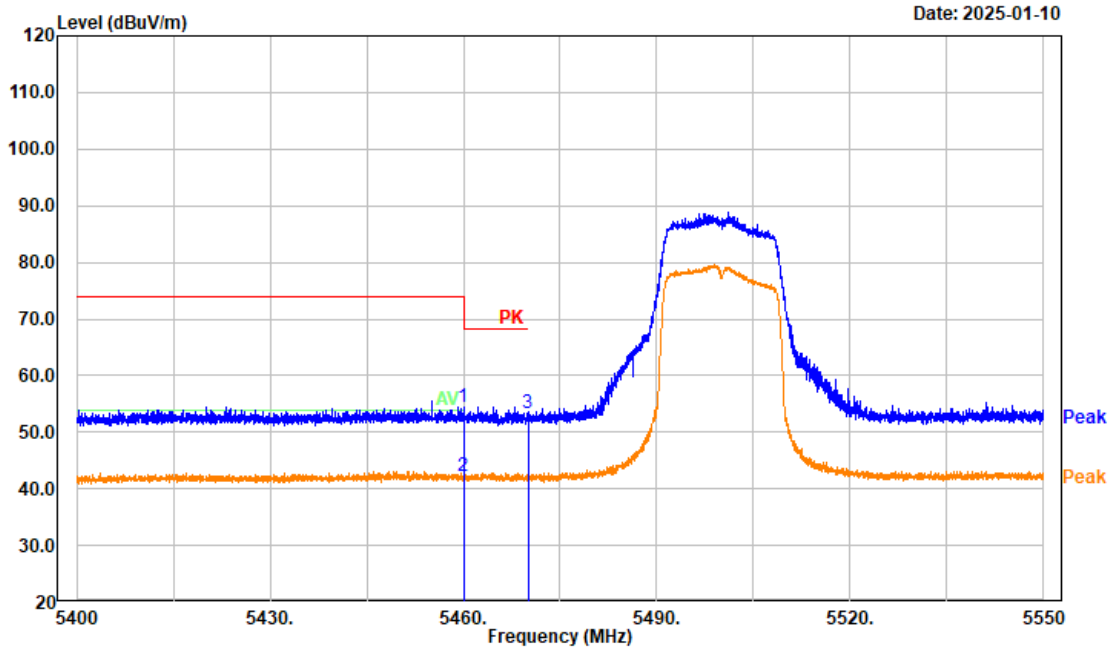

No.	Frequency (MHz)	Reading (dBµV)	Factor (dB/m)	Result (dBµV/m)	Limit (dBµV/m)	Margin (dB)	Detector
1	5460.000	44.20	10.09	54.29	74.00	19.71	Peak
2	5460.000	32.12	10.09	42.21	54.00	11.79	Average
3	5470.000	43.20	10.09	53.29	68.20	14.91	Peak

```
Project No.: 2403A43118E-RF
     Tester: Tao Zhu
  Condition: PK trace RBW:1MHz; VBW:3MHz; SWT:0.3sec
Polarization: Horizontal
       Note: n20 High Channel 5700MHz Band 3 Chain 0
```

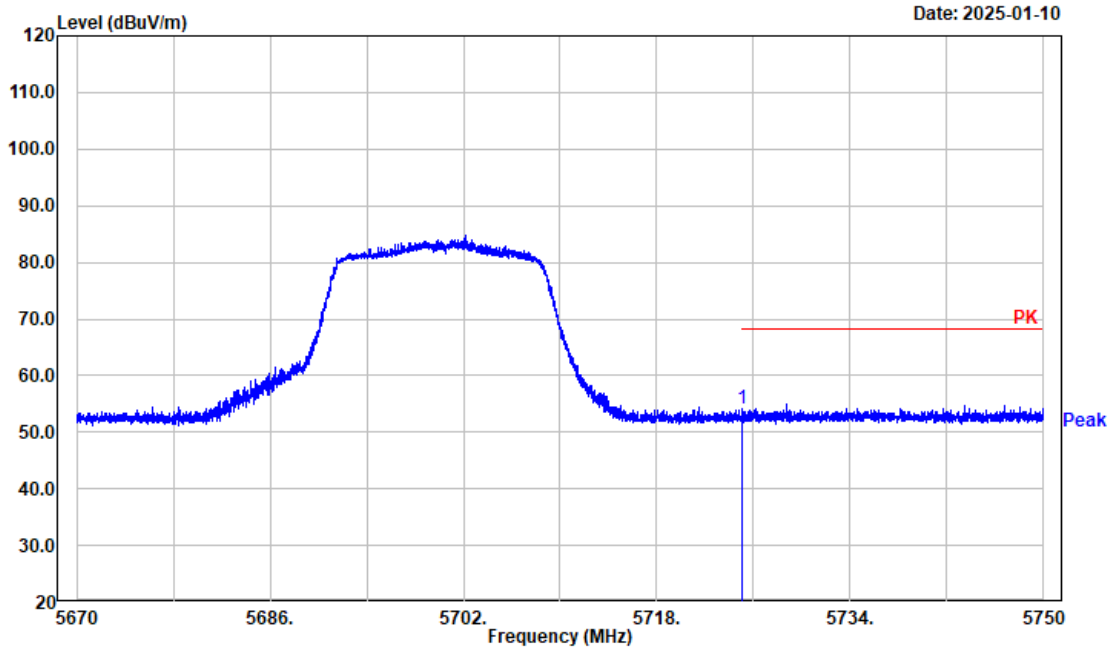

No.	Frequency (MHz)	Reading (dBμV)	Factor (dB/m)	Result (dBμV/m)	Limit (dBμV/m)	Margin (dB)	Detector
1	5725.000	44.87	9.40	54.27	68.20	13.93	Peak

```
Project No.: 2403A43118E-RF
     Tester: Tao Zhu
  Condition: PK trace RBW:1MHz; VBW:3MHz; SWT:0.3sec
Polarization: Vertical
       Note: n20 High Channel 5700MHz Band 3 Chain 0
```

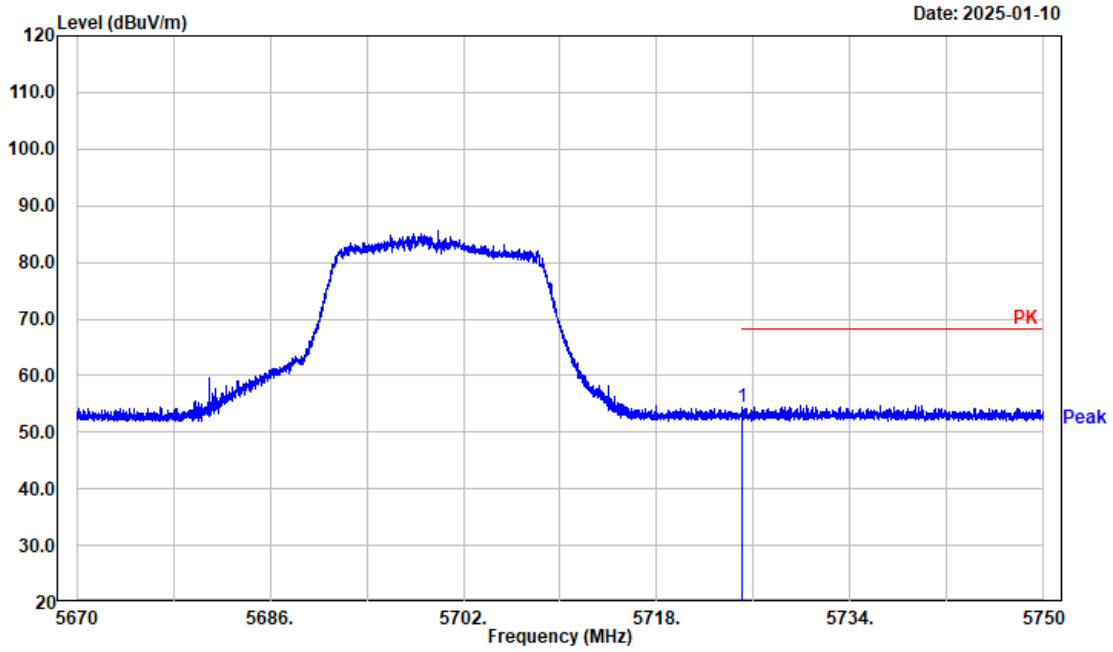

No.	Frequency (MHz)	Reading (dBμV)	Factor (dB/m)	Result (dBμV/m)	Limit (dBμV/m)	Margin (dB)	Detector
1	5725.000	44.90	9.40	54.30	68.20	13.90	Peak

```
Project No.: 2403A43118E-RF
     Tester: Tao Zhu
  Condition: PK trace RBW:1MHz; VBW:3MHz; SWT:0.3sec AV trace RBW:1MHz; VBW:5kHz; SWT:auto
Polarization: Horizontal
       Note: n40 Low Channel 5510MHz Band 3 Chain 0
```

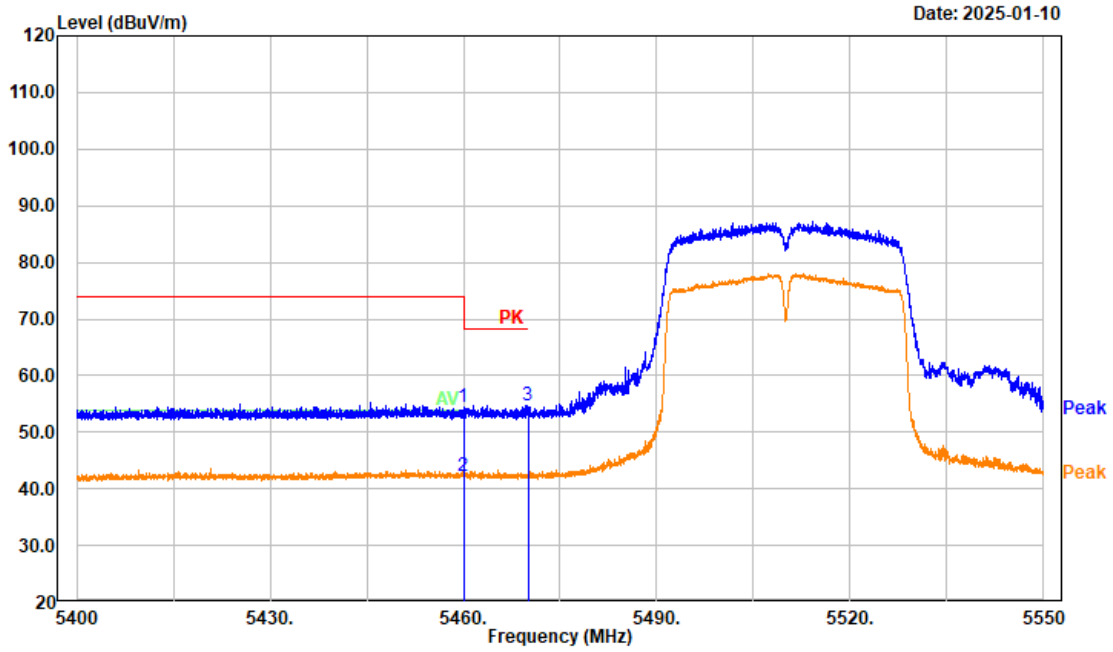

No.	Frequency (MHz)	Reading (dBµV)	Factor (dB/m)	Result (dBµV/m)	Limit (dBµV/m)	Margin (dB)	Detector
1	5460.000	44.26	10.09	54.35	74.00	19.65	Peak
2	5460.000	32.20	10.09	42.29	54.00	11.71	Average
3	5470.000	44.58	10.09	54.67	68.20	13.53	Peak

```
Project No.: 2403A43118E-RF
     Tester: Tao Zhu
  Condition: PK trace RBW:1MHz; VBW:3MHz; SWT:0.3sec AV trace RBW:1MHz; VBW:5kHz; SWT:auto
Polarization: Vertical
       Note: n40 Low Channel 5510MHz Band 3 Chain 0
```

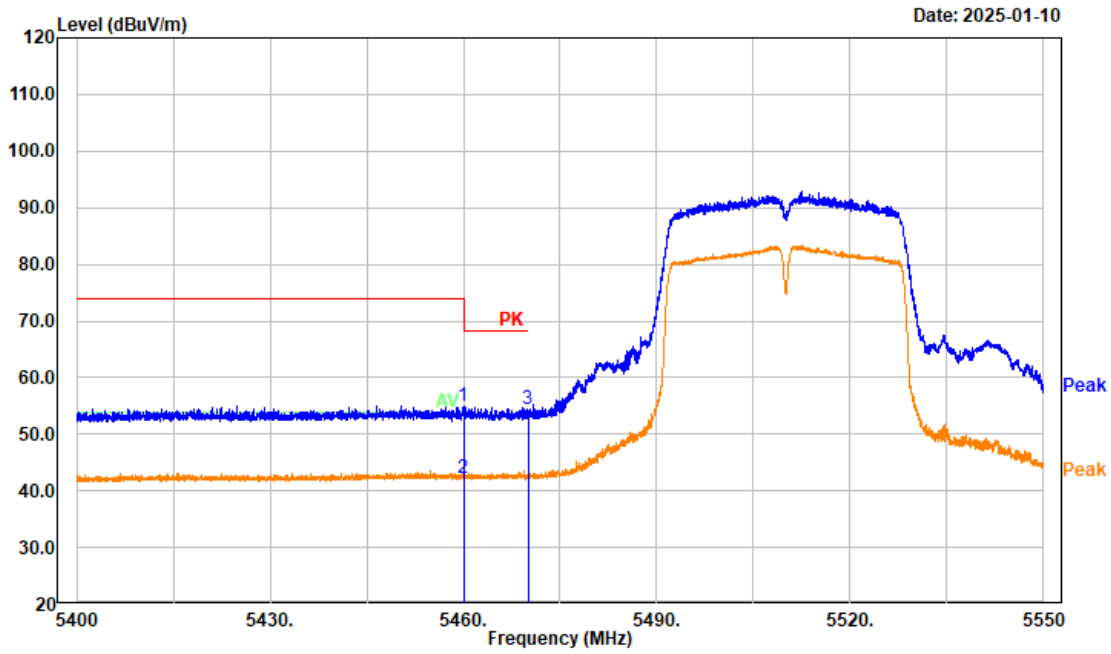

No.	Frequency (MHz)	Reading (dBµV)	Factor (dB/m)	Result (dBµV/m)	Limit (dBµV/m)	Margin (dB)	Detector
1	5460.000	44.86	10.09	54.95	74.00	19.05	Peak
2	5460.000	32.13	10.09	42.22	54.00	11.78	Average
3	5470.000	44.25	10.09	54.34	68.20	13.86	Peak

```
Project No.: 2403A43118E-RF
     Tester: Tao Zhu
  Condition: PK trace RBW:1MHz; VBW:3MHz; SWT:0.3sec
Polarization: Horizontal
       Note: n40 High Channel 5670MHz Band 3 Chain 0
```

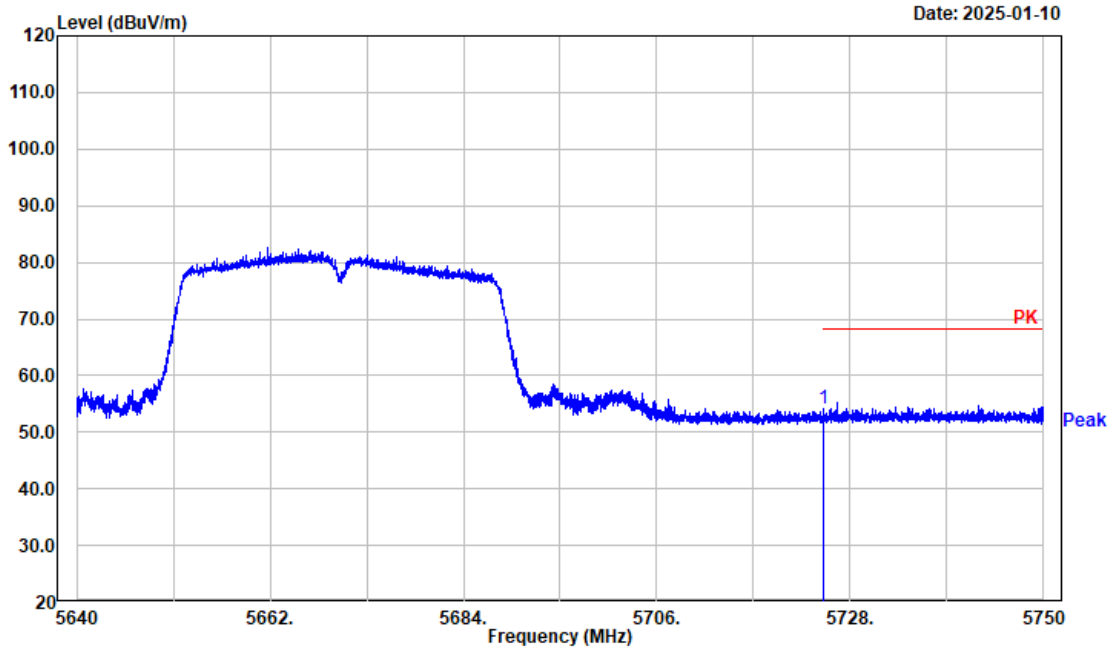

No.	Frequency (MHz)	Reading (dBμV)	Factor (dB/m)	Result (dBμV/m)	Limit (dBμV/m)	Margin (dB)	Detector
1	5725.000	44.72	9.40	54.12	68.20	14.08	Peak

```
Project No.: 2403A43118E-RF
     Tester: Tao Zhu
  Condition: PK trace RBW:1MHz; VBW:3MHz; SWT:0.3sec
Polarization: Vertical
       Note: n40 High Channel 5670MHz Band 3 Chain 0
```

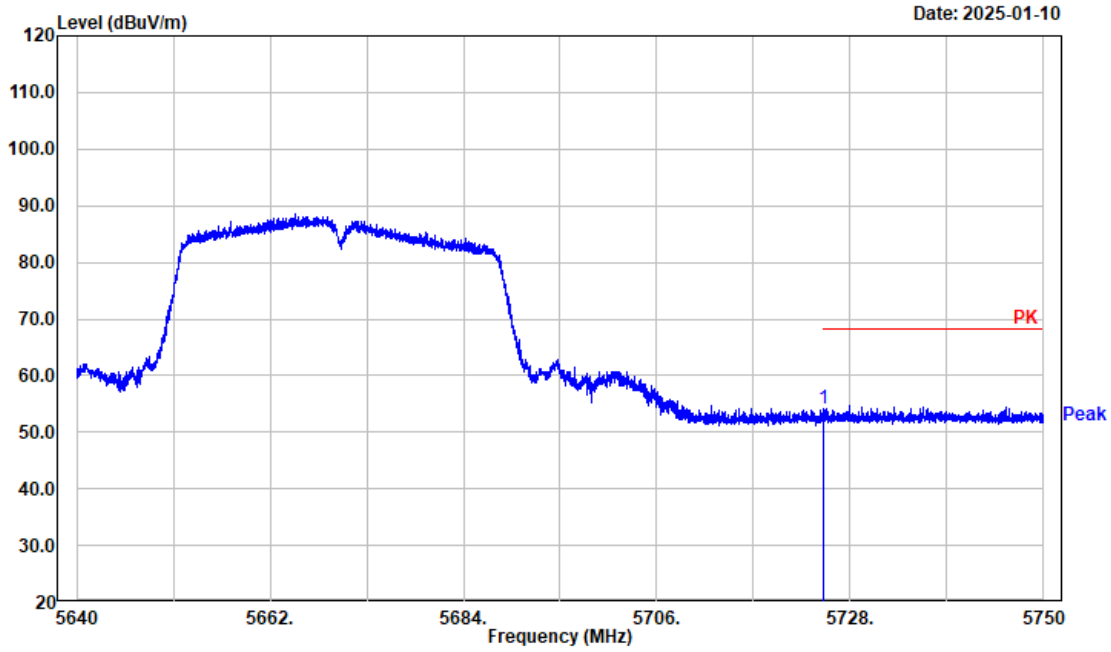

No.	Frequency (MHz)	Reading (dBμV)	Factor (dB/m)	Result (dBμV/m)	Limit (dBμV/m)	Margin (dB)	Detector
1	5725.000	44.87	9.40	54.27	68.20	13.93	Peak

```
Project No.: 2403A43118E-RF
     Tester: Tao Zhu
  Condition: PK trace RBW:1MHz; VBW:3MHz; SWT:0.3sec AV trace RBW:1MHz; VBW:5kHz; SWT:auto
Polarization: Horizontal
       Note: ac80 Low Channel 5530MHz Band 3 Chain 0
```

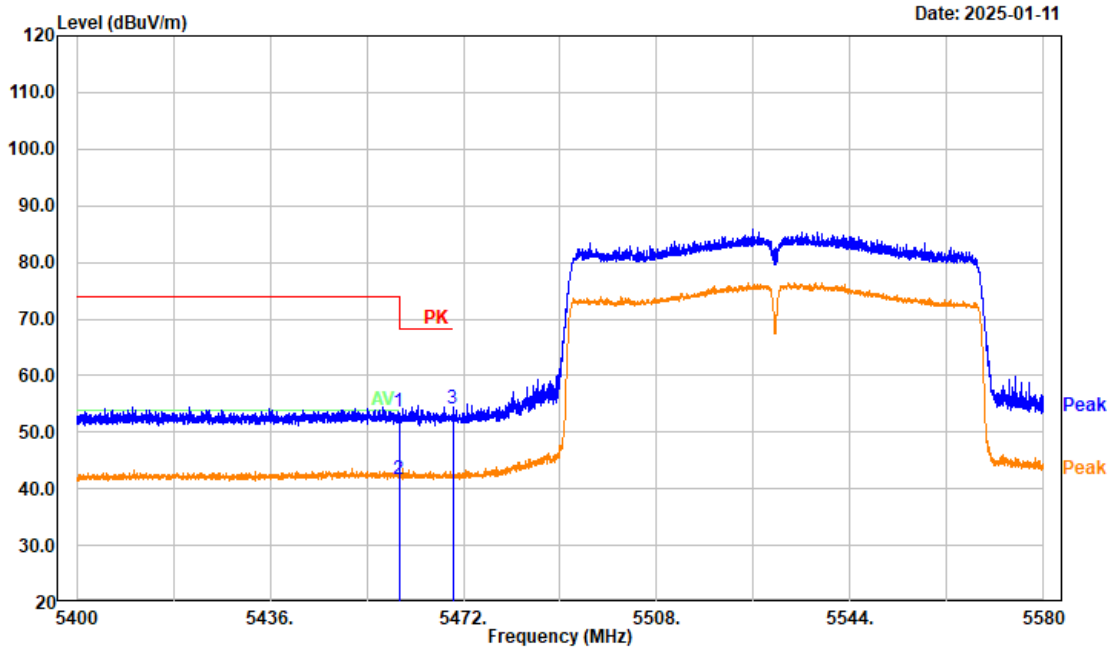

No.	Frequency (MHz)	Reading (dBµV)	Factor (dB/m)	Result (dBµV/m)	Limit (dBµV/m)	Margin (dB)	Detector
1	5460.000	43.56	10.09	53.65	74.00	20.35	Peak
2	5460.000	31.69	10.09	41.78	54.00	12.22	Average
3	5470.000	44.02	10.09	54.11	68.20	14.09	Peak

```
Project No.: 2403A43118E-RF
     Tester: Tao Zhu
  Condition: PK trace RBW:1MHz; VBW:3MHz; SWT:0.3sec AV trace RBW:1MHz; VBW:5kHz; SWT:auto
Polarization: Vertical
       Note: ac80 Low Channel 5530MHz Band 3 Chain 0
```

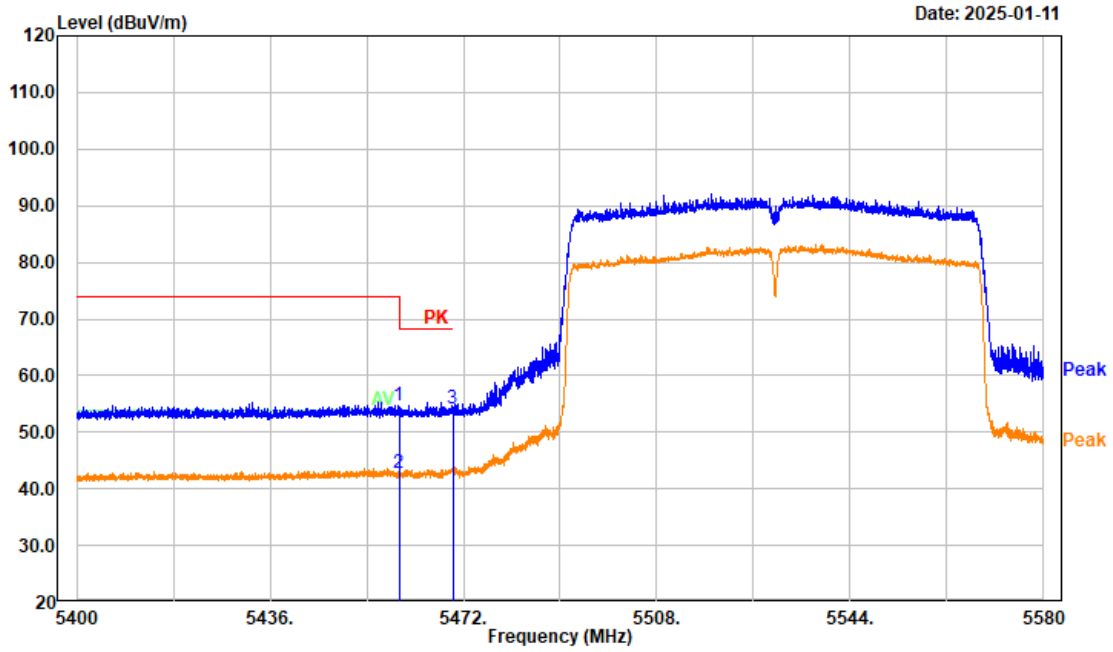

No.	Frequency (MHz)	Reading (dBμV)	Factor (dB/m)	Result (dBμV/m)	Limit (dBμV/m)	Margin (dB)	Detector
1	5460.000	44.56	10.09	54.65	74.00	19.35	Peak
2	5460.000	32.62	10.09	42.71	54.00	11.29	Average
3	5470.000	44.18	10.09	54.27	68.20	13.93	Peak

```
Project No.: 2403A43118E-RF
     Tester: Tao Zhu
  Condition: PK trace RBW:1MHz; VBW:3MHz; SWT:0.3sec
Polarization: Horizontal
       Note: ac80 Middle Channel 5610MHz Band 3 Chain 0
```

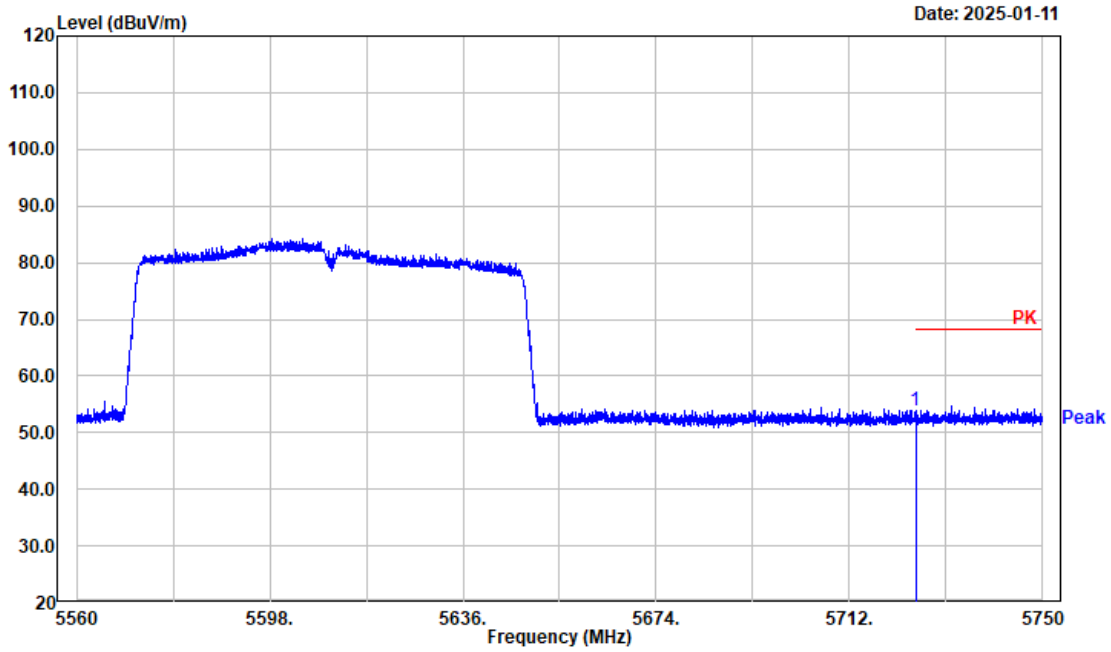

No.	Frequency (MHz)	Reading (dBμV)	Factor (dB/m)	Result (dBμV/m)	Limit (dBμV/m)	Margin (dB)	Detector
1	5725.000	44.48	9.40	53.88	68.20	14.32	Peak

```
Project No.: 2403A43118E-RF
     Tester: Tao Zhu
  Condition: PK trace RBW:1MHz; VBW:3MHz; SWT:0.3sec
Polarization: Vertical
       Note: ac80 Middle Channel 5610MHz Band 3 Chain 0
```

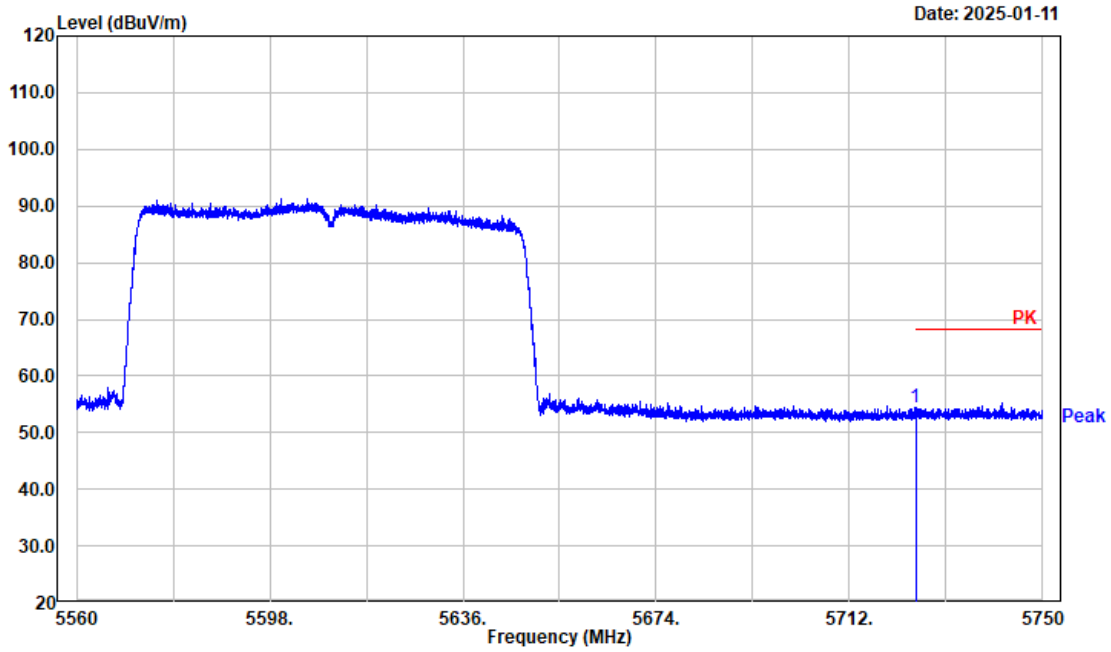

No.	Frequency (MHz)	Reading (dBμV)	Factor (dB/m)	Result (dBμV/m)	Limit (dBμV/m)	Margin (dB)	Detector
1	5725.000	45.02	9.40	54.42	68.20	13.78	Peak

```
Project No.: 2403A43118E-RF
     Tester: Tao Zhu
  Condition: PK trace RBW:1MHz; VBW:3MHz; SWT:0.3sec AV trace RBW:1MHz; VBW:5kHz; SWT:auto
Polarization: Horizontal
       Note: ax20 Full Low Channel 5500MHz Band 3 Chain 0
```

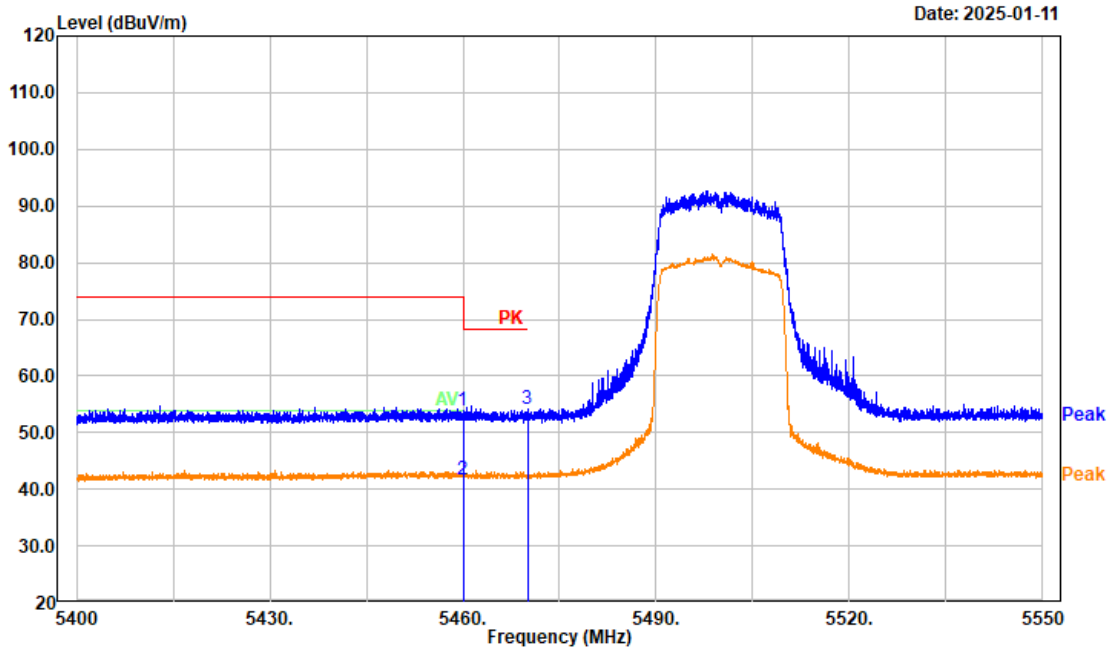

No.	Frequency (MHz)	Reading (dBµV)	Factor (dB/m)	Result (dBµV/m)	Limit (dBµV/m)	Margin (dB)	Detector
1	5460.000	43.80	10.09	53.89	74.00	20.11	Peak
2	5460.000	31.68	10.09	41.77	54.00	12.23	Average
3	5470.000	43.94	10.09	54.03	68.20	14.17	Peak

```
Project No.: 2403A43118E-RF
     Tester: Tao Zhu
  Condition: PK trace RBW:1MHz; VBW:3MHz; SWT:0.3sec AV trace RBW:1MHz; VBW:5kHz; SWT:auto
Polarization: Vertical
       Note: ax20 Full Low Channel 5500MHz Band 3 Chain 0
```

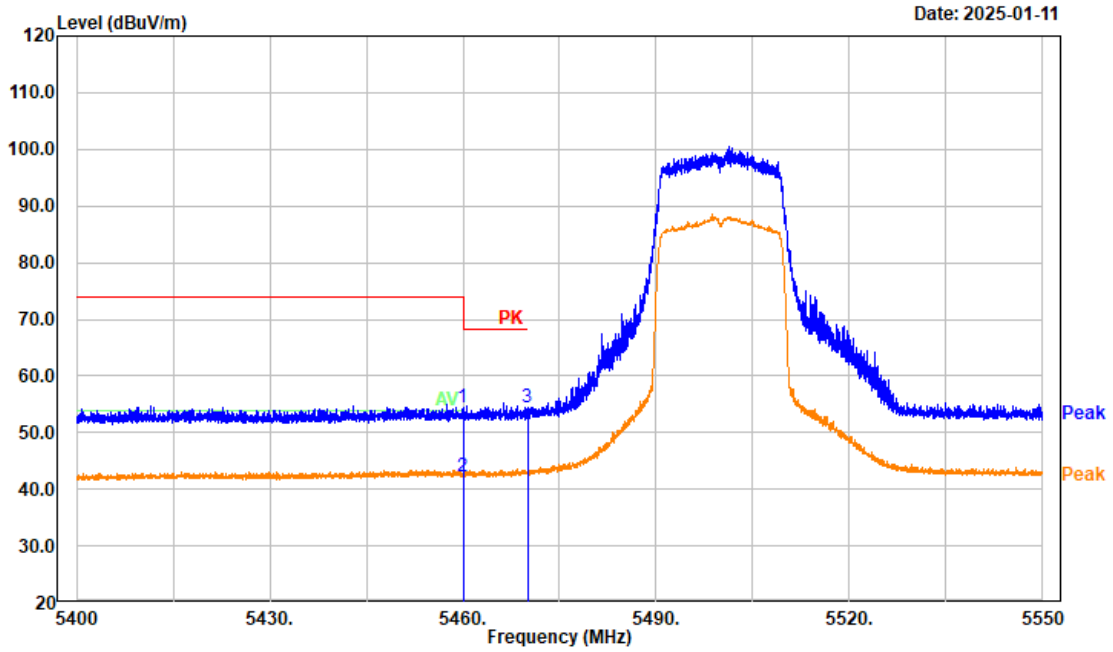

No.	Frequency (MHz)	Reading (dBµV)	Factor (dB/m)	Result (dBµV/m)	Limit (dBµV/m)	Margin (dB)	Detector
1	5460.000	44.25	10.09	54.34	74.00	19.66	Peak
2	5460.000	32.08	10.09	42.17	54.00	11.83	Average
3	5470.000	44.25	10.09	54.34	68.20	13.86	Peak

```
Project No.: 2403A43118E-RF
     Tester: Tao Zhu
  Condition: PK trace RBW:1MHz; VBW:3MHz; SWT:0.3sec
Polarization: Horizontal
       Note: ax20 Full High Channel 5700MHz Band 3 Chain 0
```

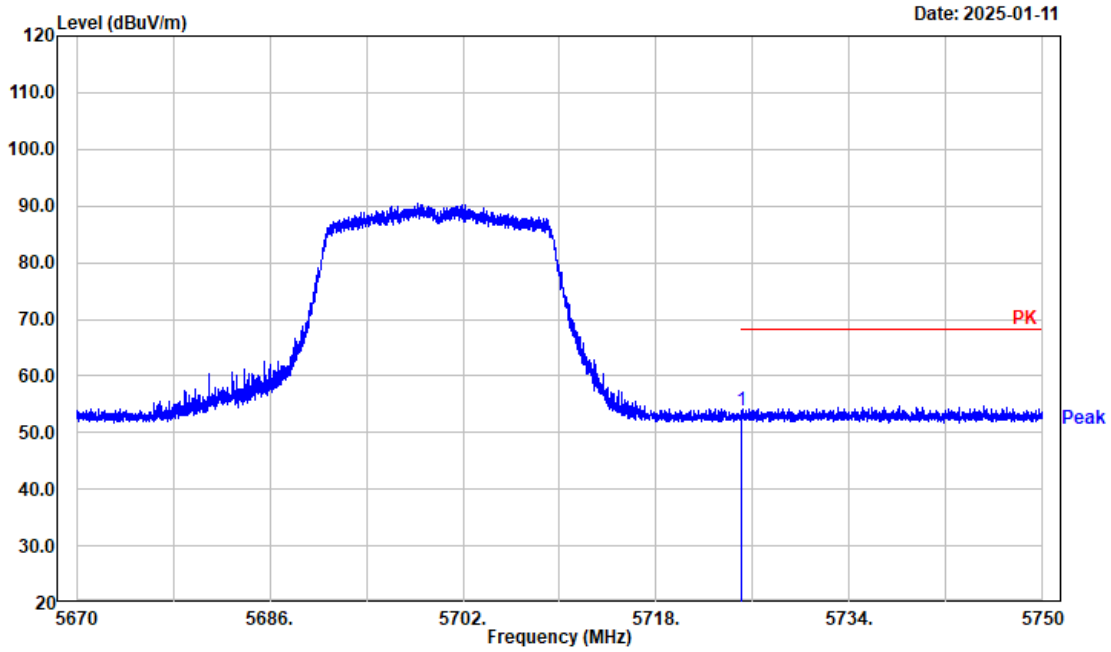

No.	Frequency (MHz)	Reading (dBµV)	Factor (dB/m)	Result (dBµV/m)	Limit (dBµV/m)	Margin (dB)	Detector
1	5725.000	44.47	9.40	53.87	68.20	14.33	Peak

```
Project No.: 2403A43118E-RF
     Tester: Tao Zhu
  Condition: PK trace RBW:1MHz; VBW:3MHz; SWT:0.3sec
Polarization: Vertical
       Note: ax20 Full High Channel 5700MHz Band 3 Chain 0
```

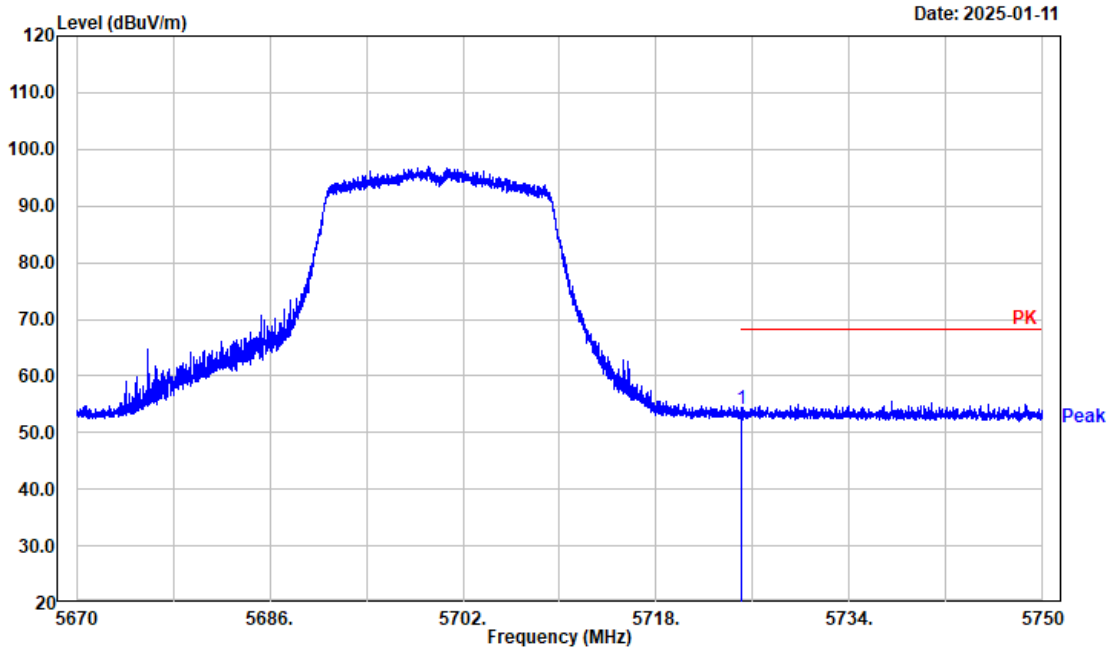

No.	Frequency (MHz)	Reading (dBμV)	Factor (dB/m)	Result (dBμV/m)	Limit (dBμV/m)	Margin (dB)	Detector
1	5725.000	44.81	9.40	54.21	68.20	13.99	Peak

```
Project No.: 2403A43118E-RF
     Tester: Tao Zhu
  Condition: PK trace RBW:1MHz; VBW:3MHz; SWT:0.3sec AV trace RBW:1MHz; VBW:5kHz; SWT:auto
Polarization: Horizontal
       Note: ax40 Full Low Channel 5510MHz Band 3 Chain 0
```

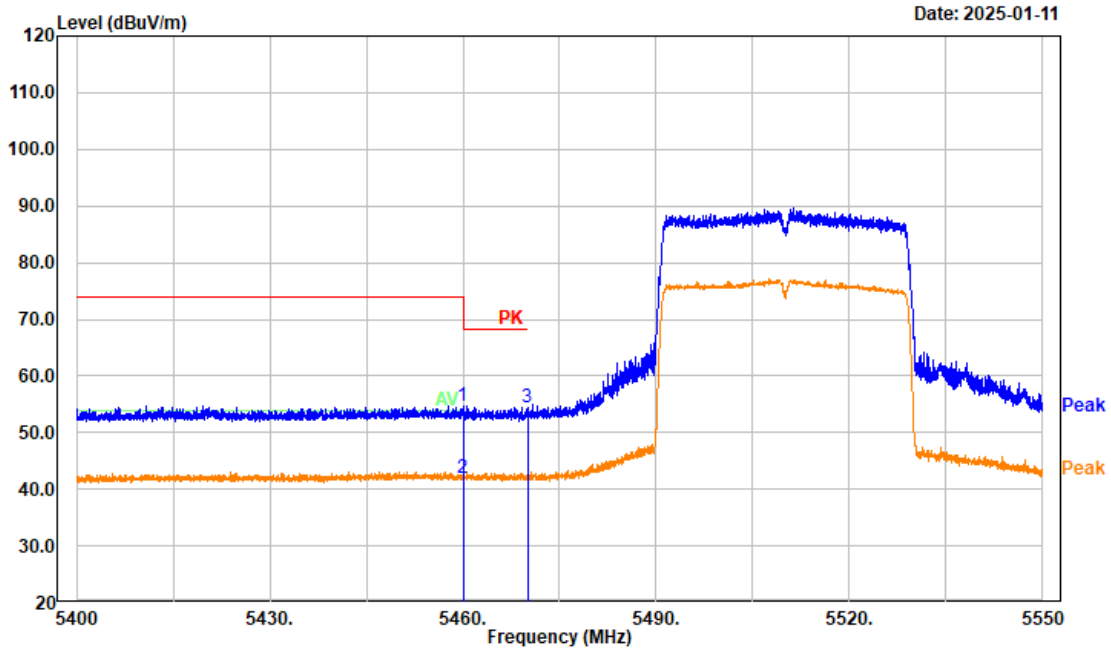

No.	Frequency (MHz)	Reading (dBµV)	Factor (dB/m)	Result (dBµV/m)	Limit (dBµV/m)	Margin (dB)	Detector
1	5460.000	44.62	10.09	54.71	74.00	19.29	Peak
2	5460.000	31.99	10.09	42.08	54.00	11.92	Average
3	5470.000	44.25	10.09	54.34	68.20	13.86	Peak

```
Project No.: 2403A43118E-RF
     Tester: Tao Zhu
  Condition: PK trace RBW:1MHz; VBW:3MHz; SWT:0.3sec AV trace RBW:1MHz; VBW:5kHz; SWT:auto
Polarization: Vertical
       Note: ax40 Full Low Channel 5510MHz Band 3 Chain 0
```

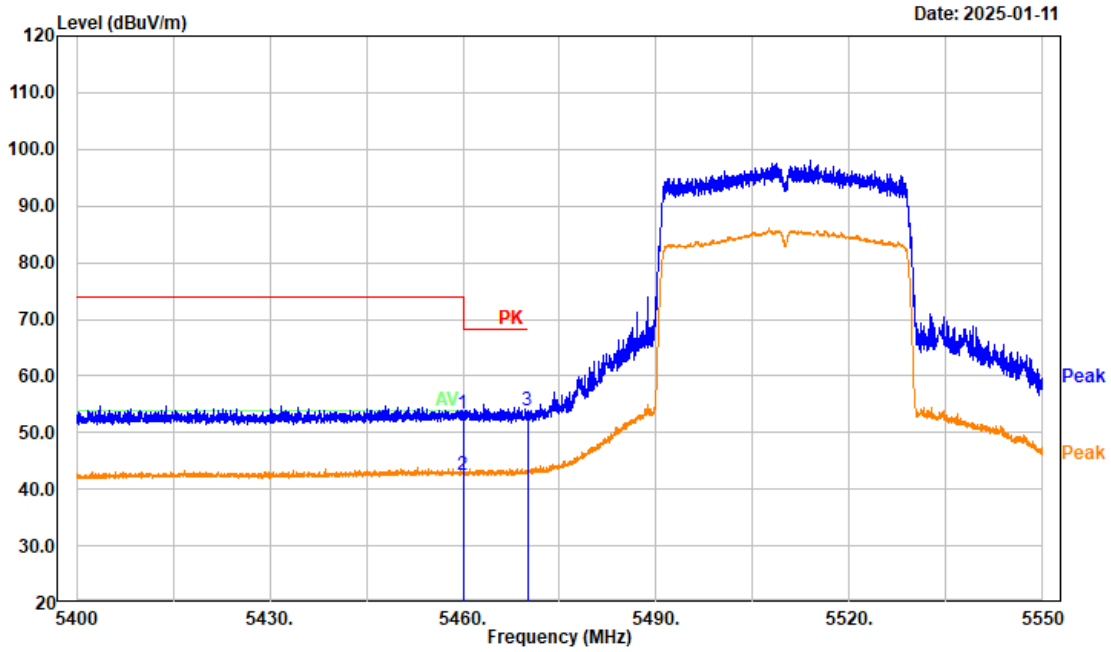

No.	Frequency (MHz)	Reading (dBµV)	Factor (dB/m)	Result (dBµV/m)	Limit (dBµV/m)	Margin (dB)	Detector
1	5460.000	43.28	10.09	53.37	74.00	20.63	Peak
2	5460.000	32.46	10.09	42.55	54.00	11.45	Average
3	5470.000	43.66	10.09	53.75	68.20	14.45	Peak

```
Project No.: 2403A43118E-RF
     Tester: Tao Zhu
  Condition: PK trace RBW:1MHz; VBW:3MHz; SWT:0.3sec
Polarization: Horizontal
       Note: ax40 Full High Channel 5670MHz Band 3 Chain 0
```

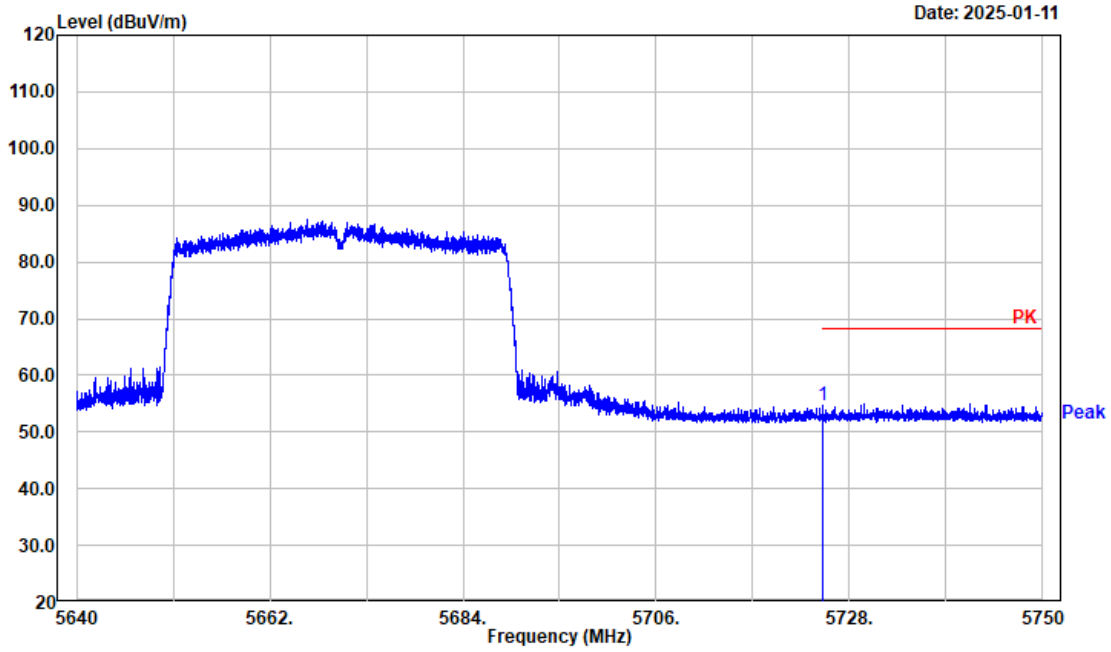

No.	Frequency (MHz)	Reading (dBµV)	Factor (dB/m)	Result (dBµV/m)	Limit (dBµV/m)	Margin (dB)	Detector
1	5725.000	45.19	9.40	54.59	68.20	13.61	Peak

```
Project No.: 2403A43118E-RF
     Tester: Tao Zhu
  Condition: PK trace RBW:1MHz; VBW:3MHz; SWT:0.3sec
Polarization: Vertical
       Note: ax40 Full High Channel 5670MHz Band 3 Chain 0
```

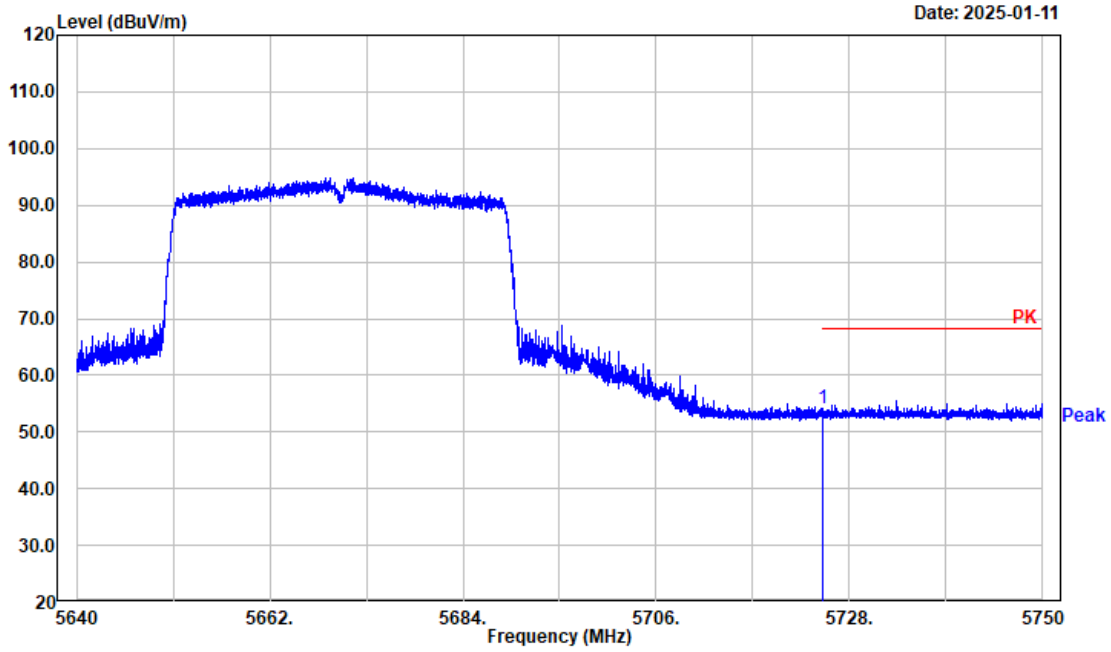

No.	Frequency (MHz)	Reading (dBµV)	Factor (dB/m)	Result (dBµV/m)	Limit (dBµV/m)	Margin (dB)	Detector
1	5725.000	44.84	9.40	54.24	68.20	13.96	Peak

```
Project No.: 2403A43118E-RF
     Tester: Tao Zhu
  Condition: PK trace RBW:1MHz; VBW:3MHz; SWT:0.3sec AV trace RBW:1MHz; VBW:5kHz; SWT:auto
Polarization: Horizontal
       Note: ax80 Full Low Channel 5530MHz Band 3 Chain 0
```

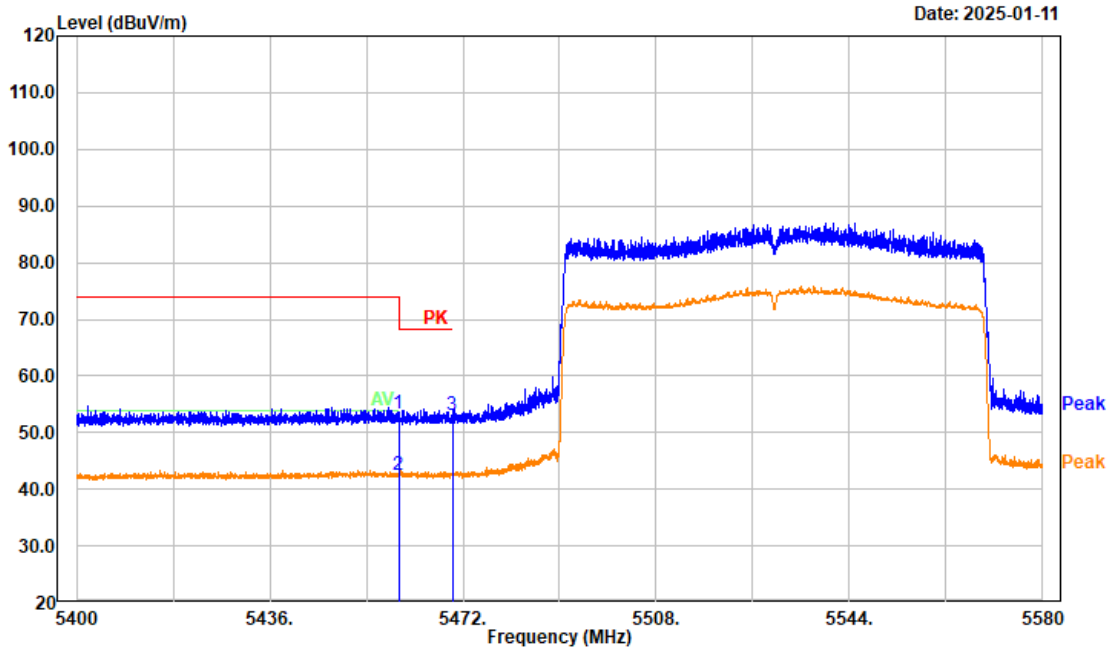

No.	Frequency (MHz)	Reading (dBµV)	Factor (dB/m)	Result (dBµV/m)	Limit (dBµV/m)	Margin (dB)	Detector
1	5460.000	43.16	10.09	53.25	74.00	20.75	Peak
2	5460.000	32.44	10.09	42.53	54.00	11.47	Average
3	5470.000	43.05	10.09	53.14	68.20	15.06	Peak

Project No.: 2403A43118E-RF
Tester: Tao Zhu
Condition: PK trace RBW:1MHz; VBW:3MHz; SWT:0.3sec AV trace RBW:1MHz; VBW:5kHz; SWT:auto
Polarization: Vertical
Note: ax80 Full Low Channel 5530MHz Band 3 Chain 0

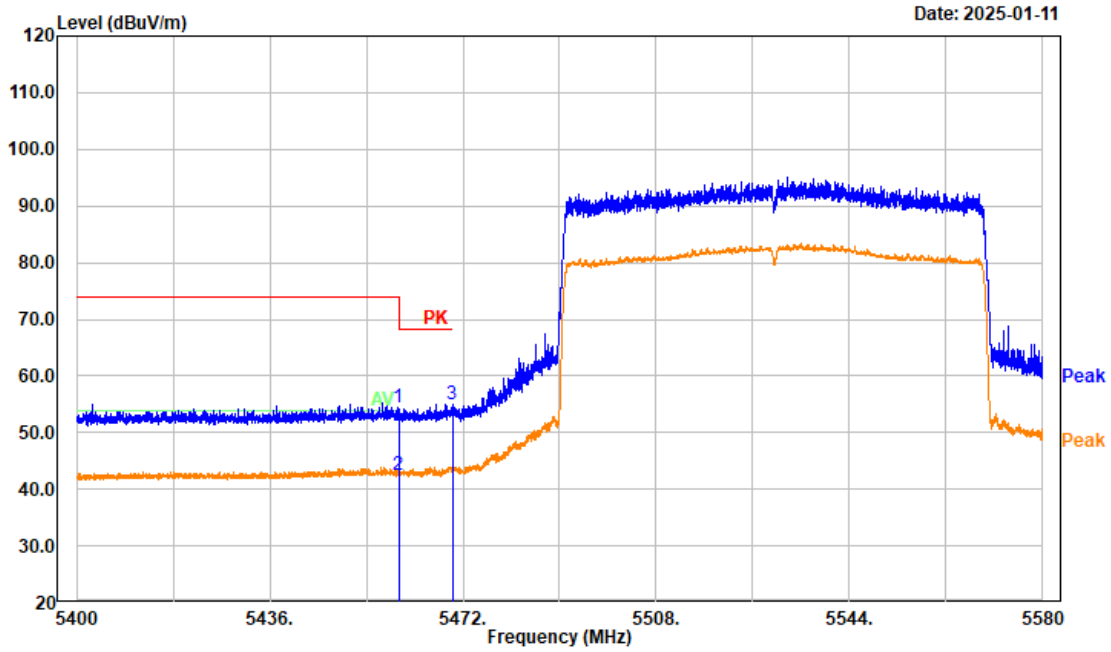

No.	Frequency (MHz)	Reading (dBµV)	Factor (dB/m)	Result (dBµV/m)	Limit (dBµV/m)	Margin (dB)	Detector
1	5460.000	44.45	10.09	54.54	74.00	19.46	Peak
2	5460.000	32.30	10.09	42.39	54.00	11.61	Average
3	5470.000	44.77	10.09	54.86	68.20	13.34	Peak

```
Project No.: 2403A43118E-RF
     Tester: Tao Zhu
  Condition: PK trace RBW:1MHz; VBW:3MHz; SWT:0.3sec
Polarization: Horizontal
       Note: ax80 Full Middle Channel 5610MHz Band 3 Chain 0
```

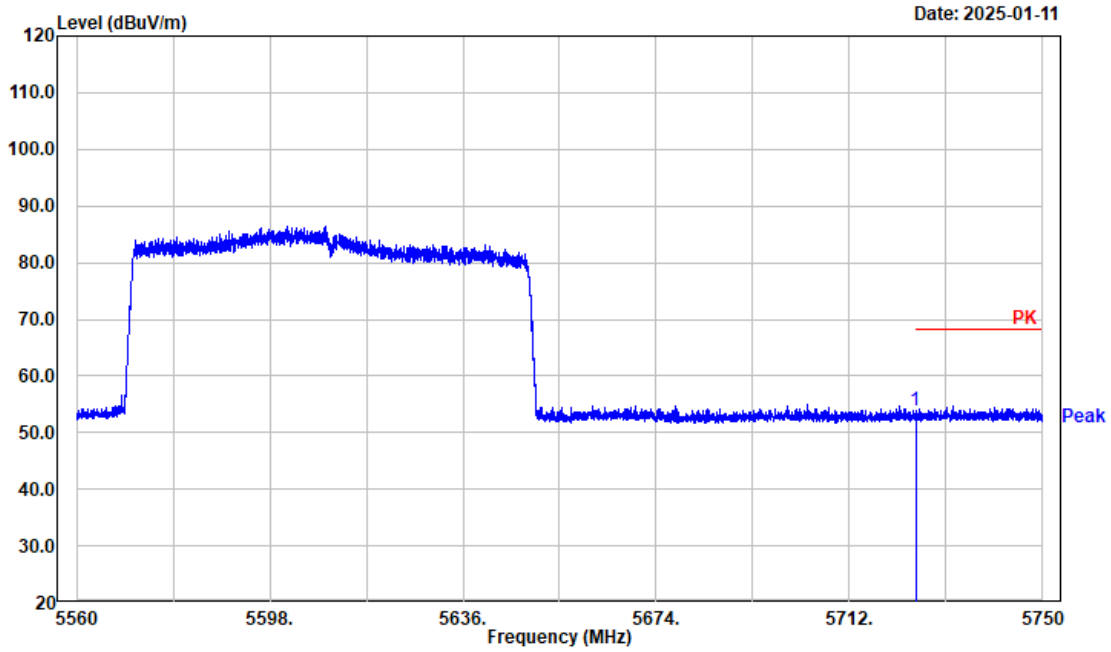

No.	Frequency (MHz)	Reading (dBμV)	Factor (dB/m)	Result (dBμV/m)	Limit (dBμV/m)	Margin (dB)	Detector
1	5725.000	44.51	9.40	53.91	68.20	14.29	Peak

```
Project No.: 2403A43118E-RF
     Tester: Tao Zhu
  Condition: PK trace RBW:1MHz; VBW:3MHz; SWT:0.3sec
Polarization: Vertical
       Note: ax80 Full Middle Channel 5610MHz Band 3 Chain 0
```

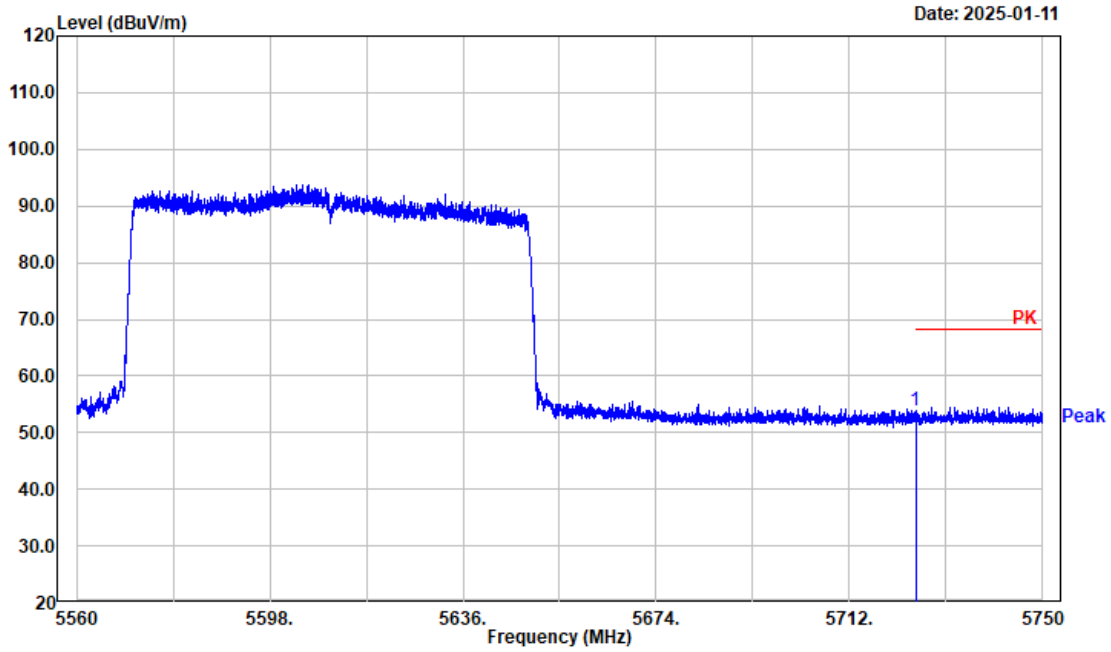

No.	Frequency (MHz)	Reading (dBμV)	Factor (dB/m)	Result (dBμV/m)	Limit (dBμV/m)	Margin (dB)	Detector
1	5725.000	44.61	9.40	54.01	68.20	14.19	Peak

```
Project No.: 2403A43118E-RF
     Tester: Tao Zhu
  Condition: PK trace RBW:1MHz; VBW:3MHz; SWT:0.3sec AV trace RBW:1MHz; VBW:5kHz; SWT:auto
Polarization: Horizontal
       Note: ax20 26-0 Low Channel 5500MHz Band 3 Chain 0
```

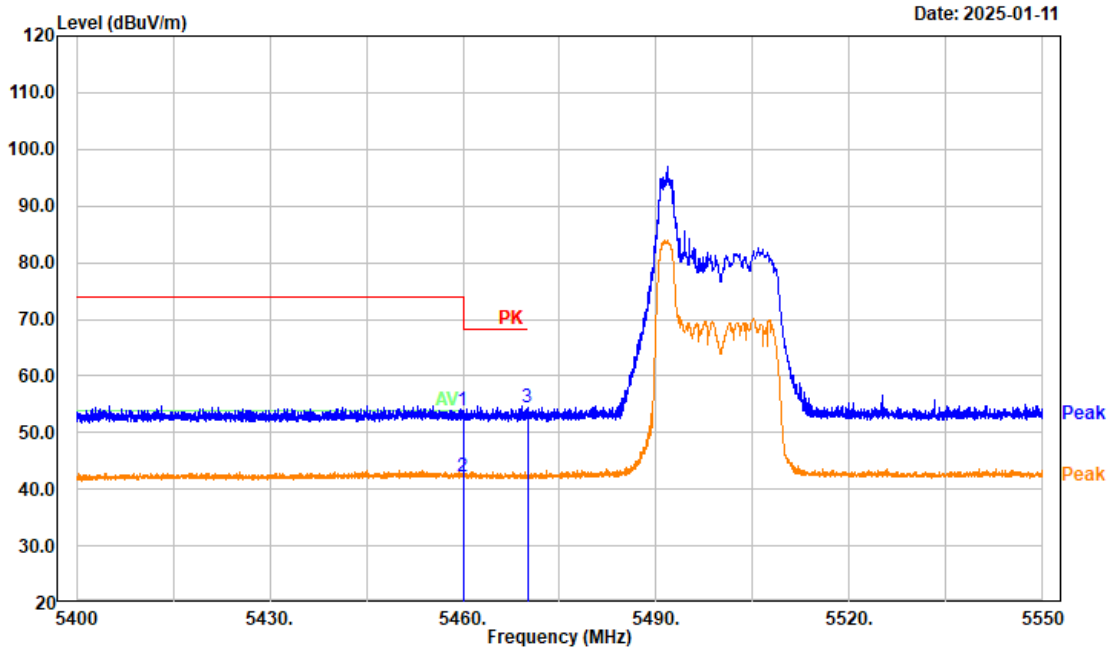

No.	Frequency (MHz)	Reading (dBµV)	Factor (dB/m)	Result (dBµV/m)	Limit (dBµV/m)	Margin (dB)	Detector
1	5460.000	43.82	10.09	53.91	74.00	20.09	Peak
2	5460.000	32.02	10.09	42.11	54.00	11.89	Average
3	5470.000	44.43	10.09	54.52	68.20	13.68	Peak

```
Project No.: 2403A43118E-RF
     Tester: Tao Zhu
  Condition: PK trace RBW:1MHz; VBW:3MHz; SWT:0.3sec AV trace RBW:1MHz; VBW:5kHz; SWT:auto
Polarization: Vertical
       Note: ax20 26-0 Low Channel 5500MHz Band 3 Chain 0
```

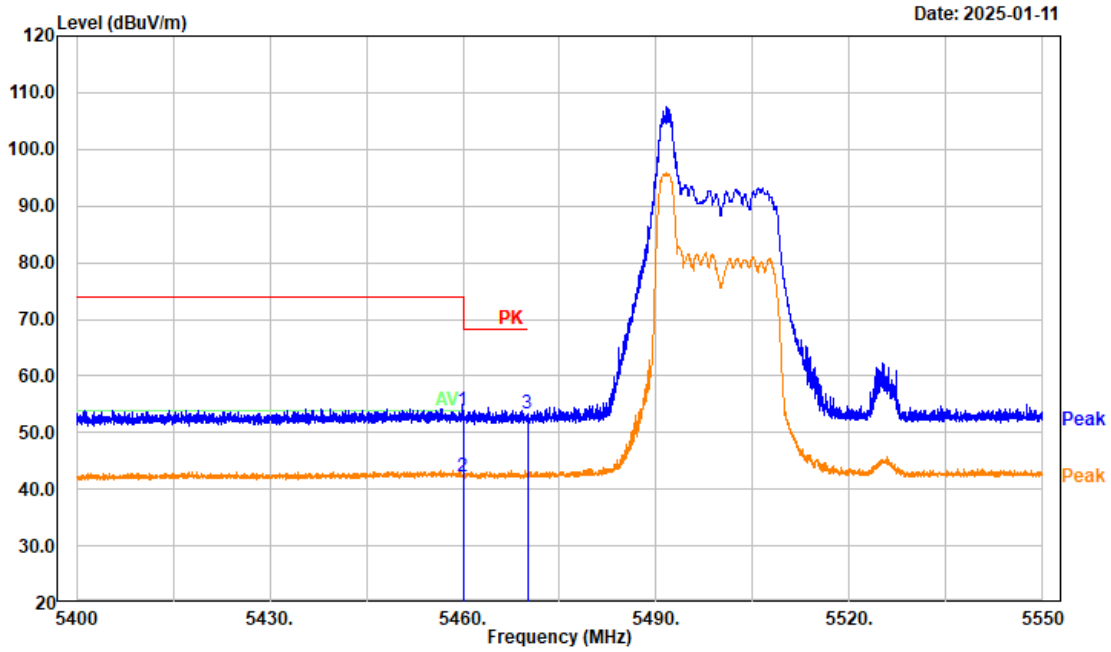

No.	Frequency (MHz)	Reading (dBµV)	Factor (dB/m)	Result (dBµV/m)	Limit (dBµV/m)	Margin (dB)	Detector
1	5460.000	43.68	10.09	53.77	74.00	20.23	Peak
2	5460.000	32.14	10.09	42.23	54.00	11.77	Average
3	5470.000	43.14	10.09	53.23	68.20	14.97	Peak

```
Project No.: 2403A43118E-RF
     Tester: Tao Zhu
  Condition: PK trace RBW:1MHz; VBW:3MHz; SWT:0.3sec
Polarization: Horizontal
       Note: ax20 26-8 High Channel 5700MHz Band 3 Chain 0
```

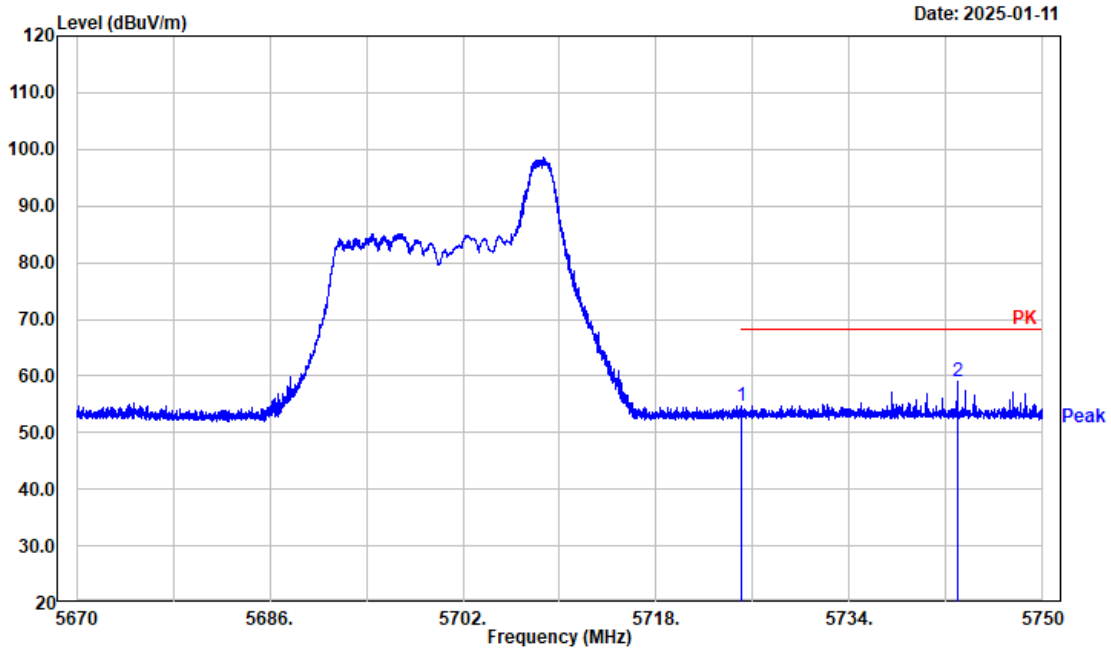

No.	Frequency (MHz)	Reading (dBµV)	Factor (dB/m)	Result (dBµV/m)	Limit (dBµV/m)	Margin (dB)	Detector
1	5725.000	45.35	9.40	54.75	68.20	13.45	Peak
2	5742.975	49.57	9.40	58.97	68.20	9.23	Peak

```
Project No.: 2403A43118E-RF
     Tester: Tao Zhu
  Condition: PK trace RBW:1MHz; VBW:3MHz; SWT:0.3sec
Polarization: Vertical
       Note: ax20 26-8 High Channel 5700MHz Band 3 Chain 0
```

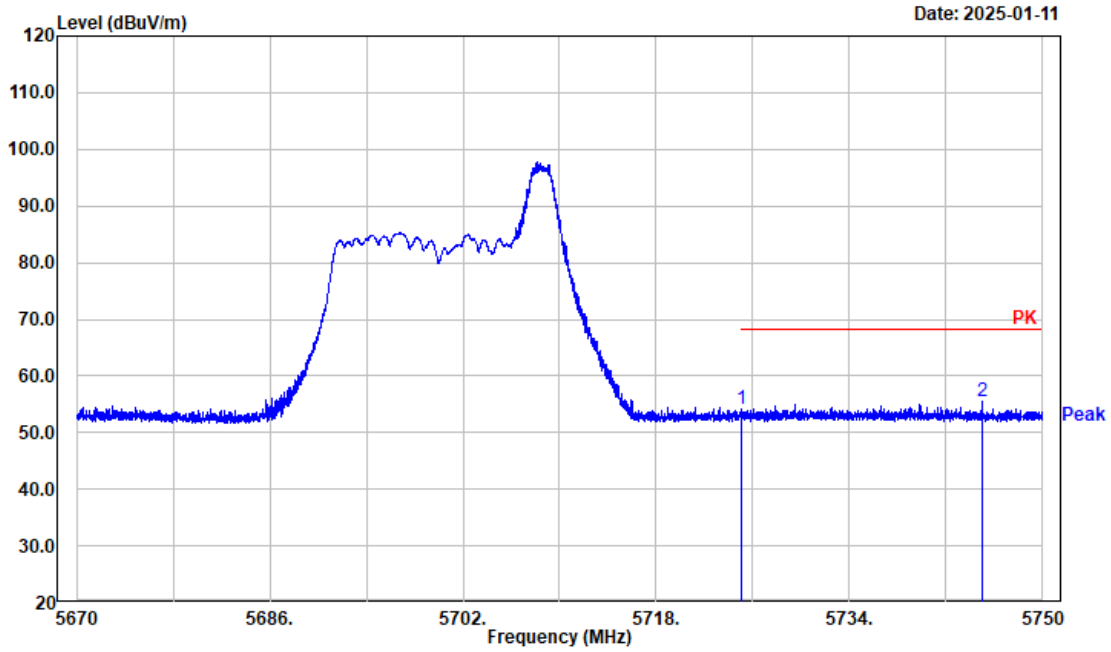

No.	Frequency (MHz)	Reading (dBµV)	Factor (dB/m)	Result (dBµV/m)	Limit (dBµV/m)	Margin (dB)	Detector
1	5725.000	44.75	9.40	54.15	68.20	14.05	Peak
2	5745.039	46.00	9.40	55.40	68.20	12.80	Peak

```
Project No.: 2403A43118E-RF
     Tester: Tao Zhu
  Condition: PK trace RBW:1MHz; VBW:3MHz; SWT:0.3sec AV trace RBW:1MHz; VBW:5kHz; SWT:auto
Polarization: Horizontal
       Note: ax40 26-0 Low Channel 5510MHz Band 3 Chain 0
```

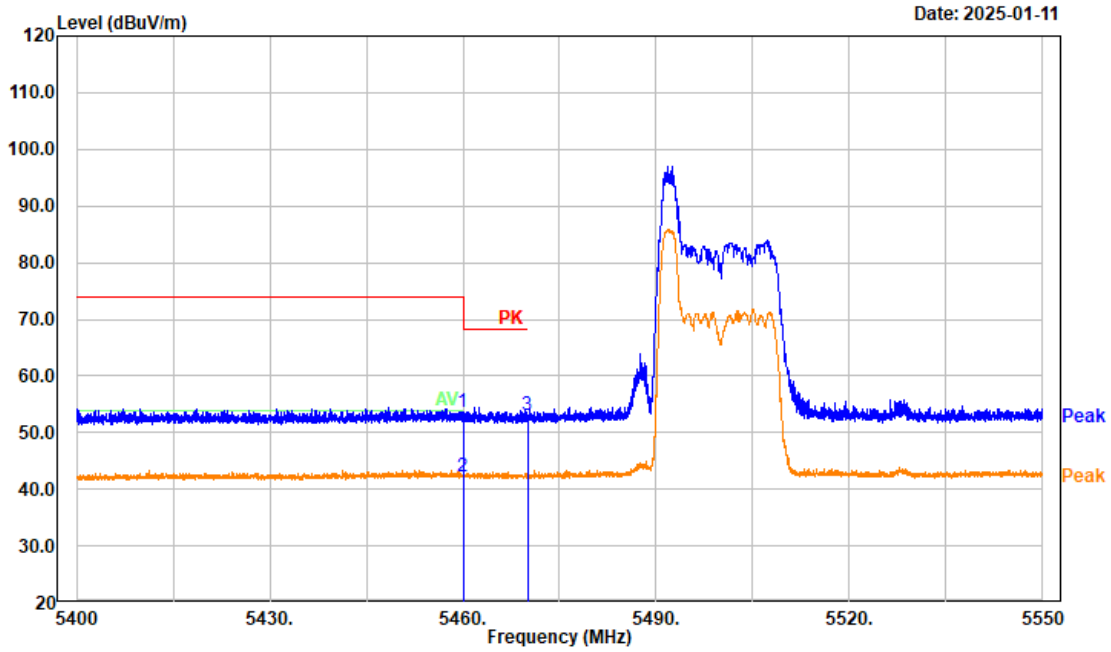

No.	Frequency (MHz)	Reading (dBµV)	Factor (dB/m)	Result (dBµV/m)	Limit (dBµV/m)	Margin (dB)	Detector
1	5460.000	43.49	10.09	53.58	74.00	20.42	Peak
2	5460.000	32.07	10.09	42.16	54.00	11.84	Average
3	5470.000	43.02	10.09	53.11	68.20	15.09	Peak

```
Project No.: 2403A43118E-RF
     Tester: Tao Zhu
  Condition: PK trace RBW:1MHz; VBW:3MHz; SWT:0.3sec AV trace RBW:1MHz; VBW:5kHz; SWT:auto
Polarization: Vertical
       Note: ax40 26-0 Low Channel 5510MHz Band 3 Chain 0
```

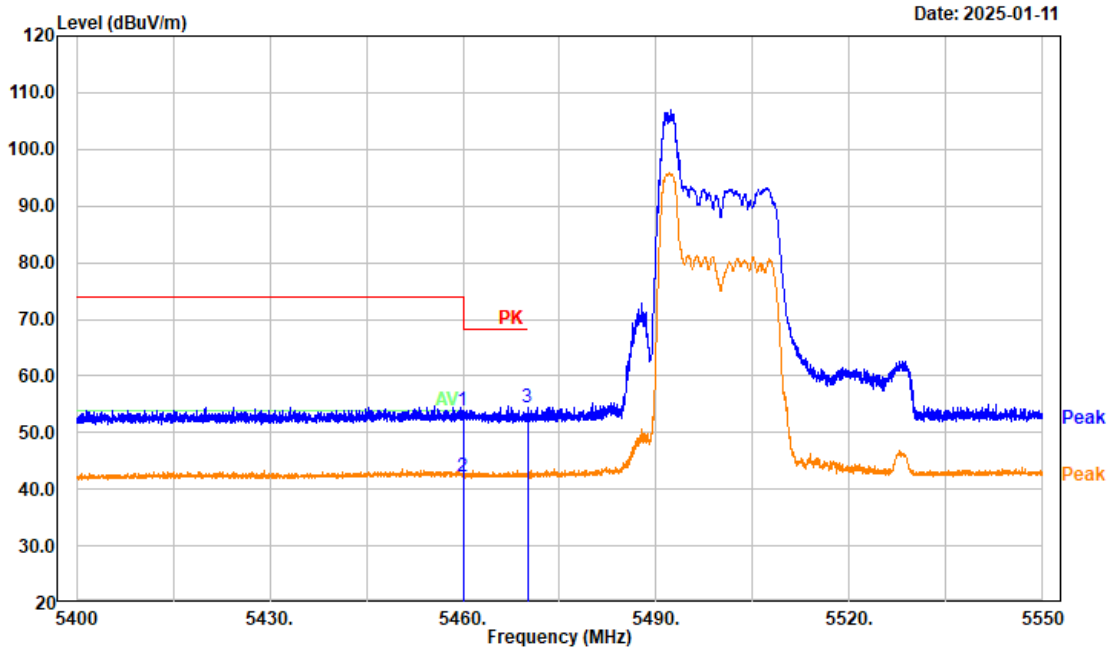

No.	Frequency (MHz)	Reading (dBµV)	Factor (dB/m)	Result (dBµV/m)	Limit (dBµV/m)	Margin (dB)	Detector
1	5460.000	43.79	10.09	53.88	74.00	20.12	Peak
2	5460.000	32.10	10.09	42.19	54.00	11.81	Average
3	5470.000	44.26	10.09	54.35	68.20	13.85	Peak

```
Project No.: 2403A43118E-RF
     Tester: Tao Zhu
  Condition: PK trace RBW:1MHz; VBW:3MHz; SWT:0.3sec
Polarization: Horizontal
       Note: ax40 26-17 High Channel 5670MHz Band 3 Chain 0
```

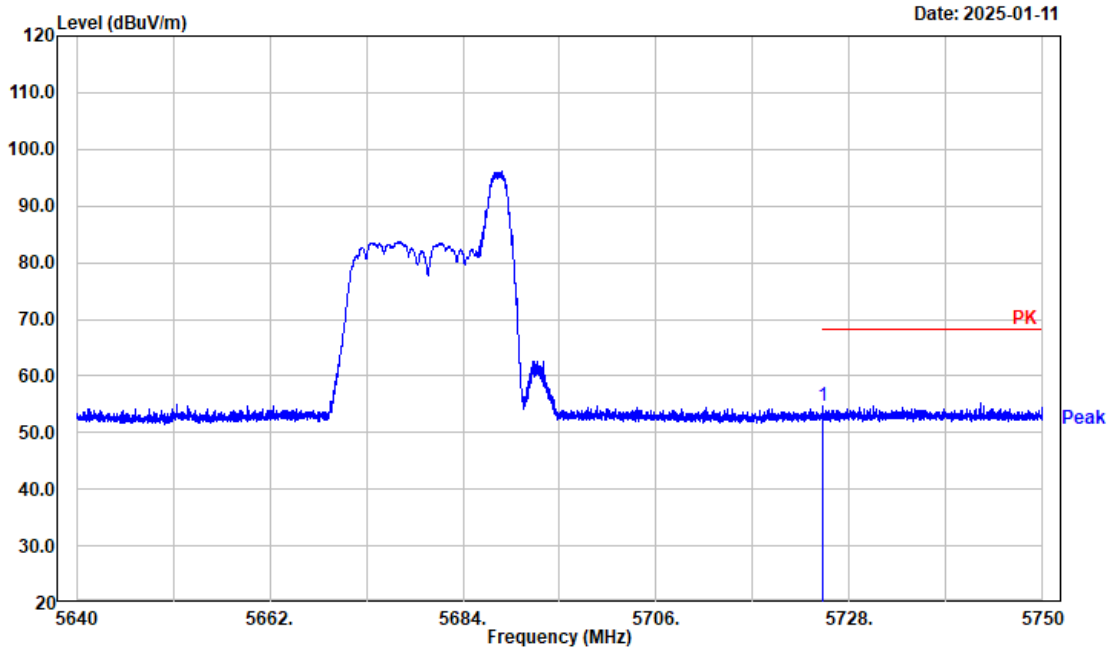

No.	Frequency (MHz)	Reading (dBμV)	Factor (dB/m)	Result (dBμV/m)	Limit (dBμV/m)	Margin (dB)	Detector
1	5725.000	45.27	9.40	54.67	68.20	13.53	Peak

```
Project No.: 2403A43118E-RF
     Tester: Tao Zhu
  Condition: PK trace RBW:1MHz; VBW:3MHz; SWT:0.3sec
Polarization: Vertical
       Note: ax40 26-17 High Channel 5670MHz Band 3 Chain 0
```

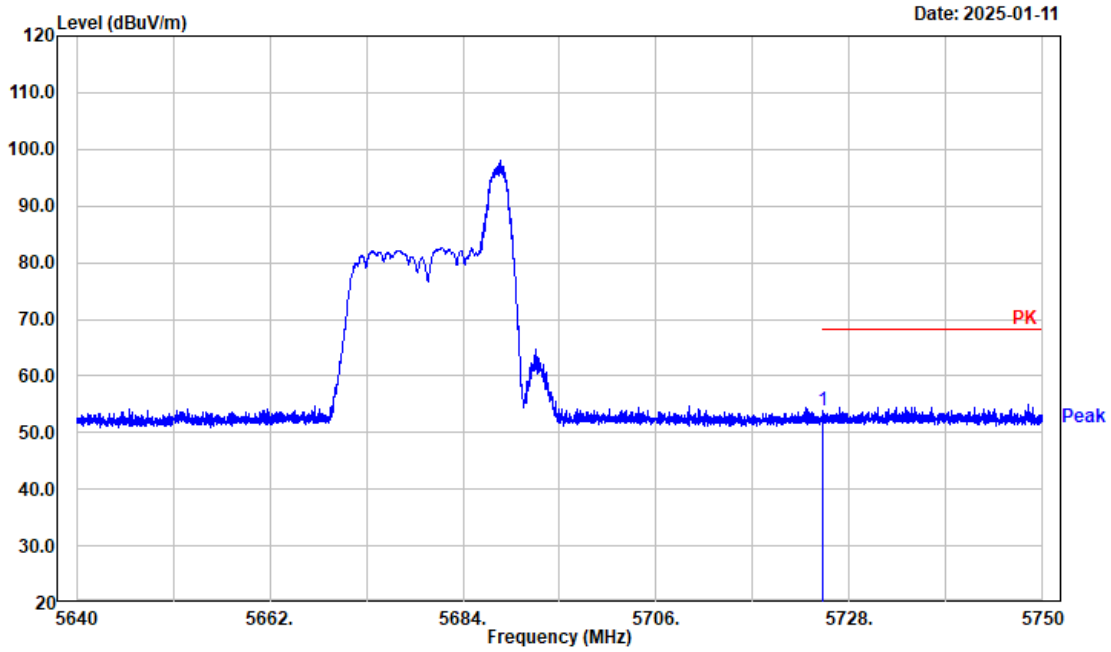

No.	Frequency (MHz)	Reading (dBμV)	Factor (dB/m)	Result (dBμV/m)	Limit (dBμV/m)	Margin (dB)	Detector
1	5725.000	44.60	9.40	54.00	68.20	14.20	Peak

```
Project No.: 2403A43118E-RF
     Tester: Tao Zhu
  Condition: PK trace RBW:1MHz; VBW:3MHz; SWT:0.3sec AV trace RBW:1MHz; VBW:5kHz; SWT:auto
Polarization: Horizontal
       Note: ax80 26-0 Low Channel 5530MHz Band 3 Chain 0
```

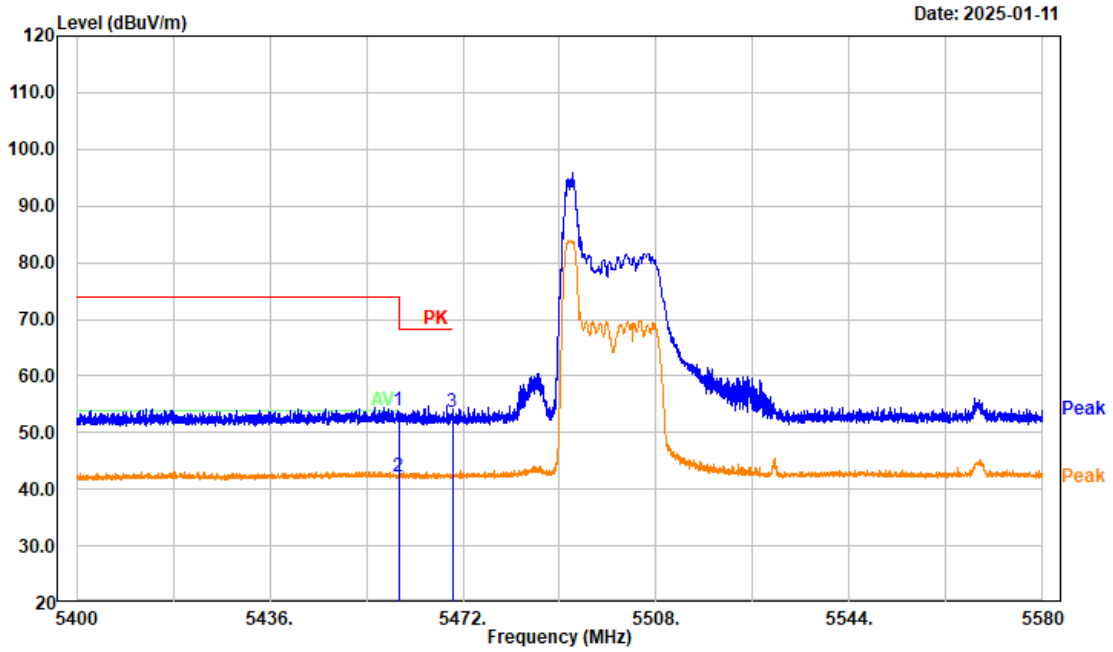

No.	Frequency (MHz)	Reading (dBµV)	Factor (dB/m)	Result (dBµV/m)	Limit (dBµV/m)	Margin (dB)	Detector
1	5460.000	43.76	10.09	53.85	74.00	20.15	Peak
2	5460.000	32.16	10.09	42.25	54.00	11.75	Average
3	5470.000	43.49	10.09	53.58	68.20	14.62	Peak

```
Project No.: 2403A43118E-RF
     Tester: Tao Zhu
  Condition: PK trace RBW:1MHz; VBW:3MHz; SWT:0.3sec AV trace RBW:1MHz; VBW:5kHz; SWT:auto
Polarization: Vertical
       Note: ax80 26-0 Low Channel 5530MHz Band 3 Chain 0
```

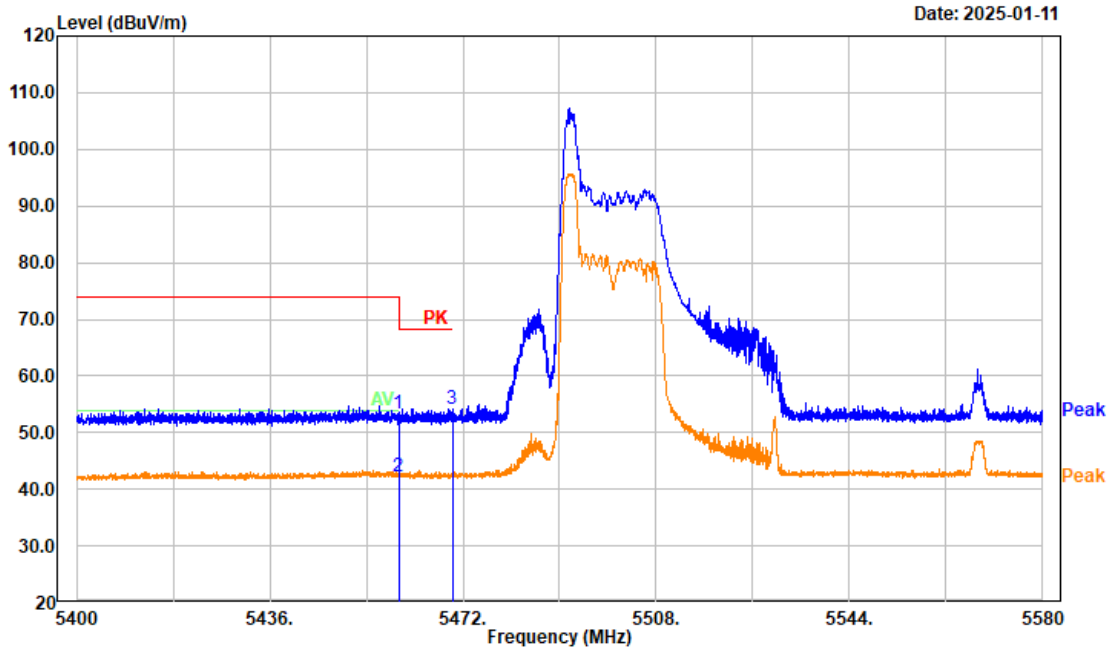

No.	Frequency (MHz)	Reading (dBµV)	Factor (dB/m)	Result (dBµV/m)	Limit (dBµV/m)	Margin (dB)	Detector
1	5460.000	43.25	10.09	53.34	74.00	20.66	Peak
2	5460.000	32.16	10.09	42.25	54.00	11.75	Average
3	5470.000	44.05	10.09	54.14	68.20	14.06	Peak

```
Project No.: 2403A43118E-RF
     Tester: Tao Zhu
  Condition: RBW:1000 kHz  VBW:3000 kHz  SWT:0.3  sec
Polarization: Horizontal
       Note: ax80 26-0 Middle Channel 5610MHz Band 3 Chain 0
```

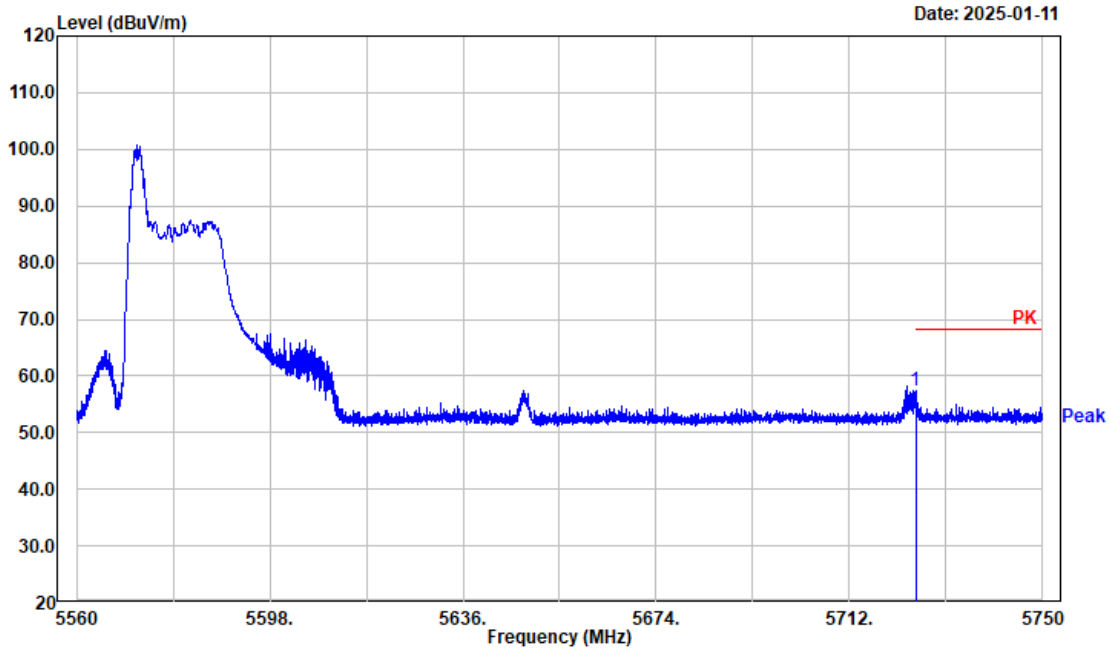

No.	Frequency (MHz)	Reading (dBμV)	Factor (dB/m)	Result (dBμV/m)	Limit (dBμV/m)	Margin (dB)	Detector
1	5725.000	48.12	9.40	57.52	68.20	10.68	Peak

```
Project No.: 2403A43118E-RF
     Tester: Tao Zhu
  Condition: RBW:1000 kHz  VBW:3000 kHz  SWT:0.3  sec
Polarization: Vertical
       Note: ax80 26-0 Middle Channel 5610MHz Band 3 Chain 0
```

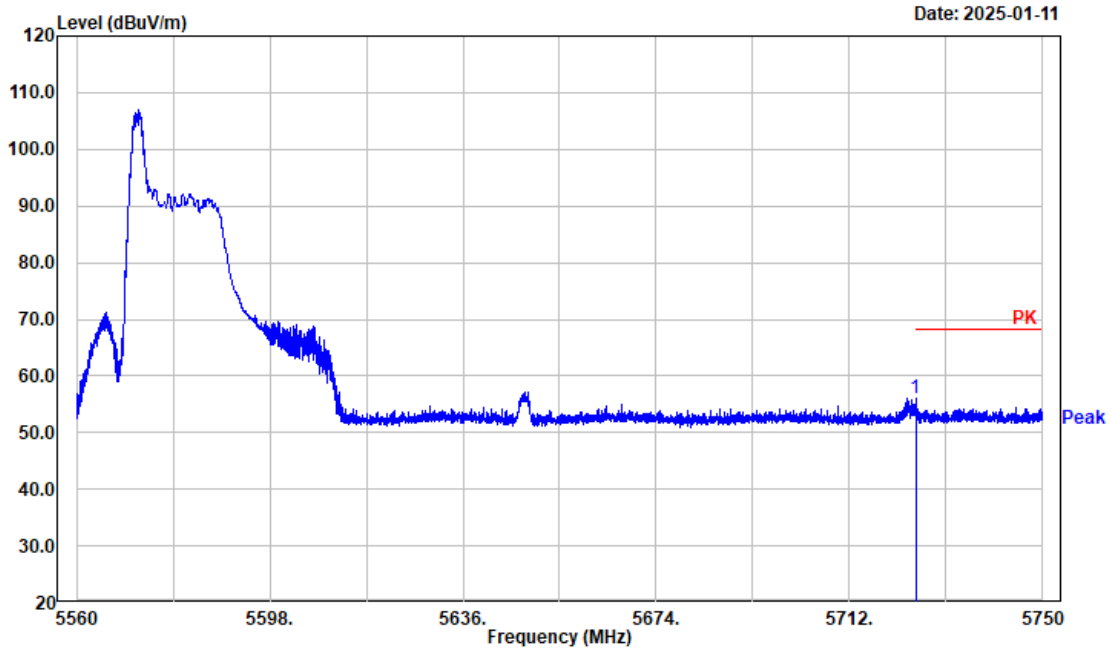

No.	Frequency (MHz)	Reading (dBμV)	Factor (dB/m)	Result (dBμV/m)	Limit (dBμV/m)	Margin (dB)	Detector
1	5725.000	46.67	9.40	56.07	68.20	12.13	Peak

```
Project No.: 2403A43118E-RF
     Tester: Tao Zhu
  Condition: PK trace RBW:1MHz; VBW:3MHz; SWT:0.3sec
Polarization: Horizontal
       Note: a Low Channel 5745MHz Band 4 Chain 0
```

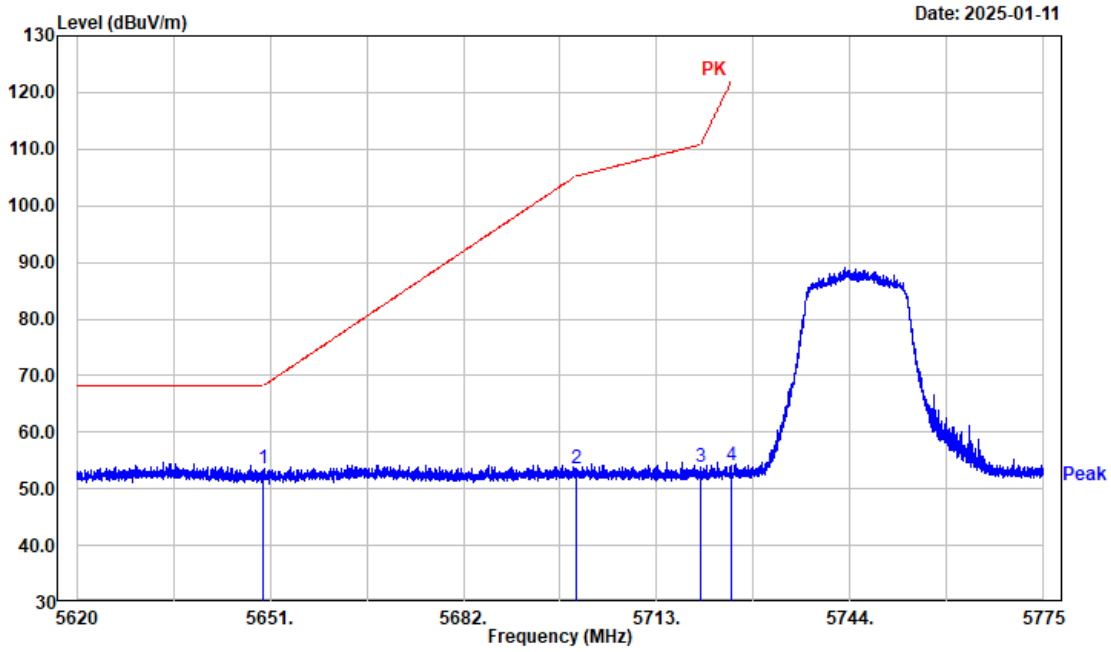

No.	Frequency (MHz)	Reading (dBµV)	Factor (dB/m)	Result (dBµV/m)	Limit (dBµV/m)	Margin (dB)	Detector
1	5650.000	44.04	9.61	53.65	68.20	14.55	Peak
2	5700.000	44.11	9.42	53.53	105.20	51.67	Peak
3	5720.000	44.39	9.41	53.80	110.80	57.00	Peak
4	5725.000	44.70	9.40	54.10	122.20	68.10	Peak

```
Project No.: 2403A43118E-RF
     Tester: Tao Zhu
  Condition: PK trace RBW:1MHz; VBW:3MHz; SWT:0.3sec
Polarization: Vertical
       Note: a Low Channel 5745MHz Band 4 Chain 0
```

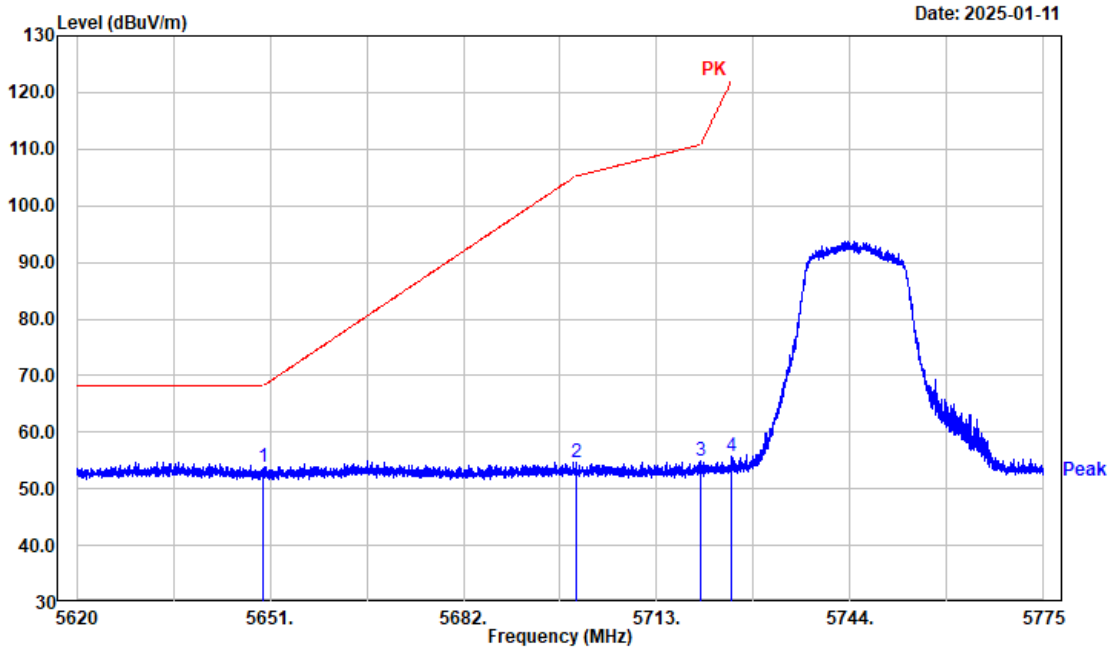

No.	Frequency (MHz)	Reading (dBμV)	Factor (dB/m)	Result (dBμV/m)	Limit (dBμV/m)	Margin (dB)	Detector
1	5650.000	44.30	9.61	53.91	68.20	14.29	Peak
2	5700.000	45.11	9.42	54.53	105.20	50.67	Peak
3	5720.000	45.65	9.41	55.06	110.80	55.74	Peak
4	5725.000	46.40	9.40	55.80	122.20	66.40	Peak

```
Project No.: 2403A43118E-RF
     Tester: Tao Zhu
  Condition: PK trace RBW:1MHz; VBW:3MHz; SWT:0.3sec
Polarization: Horizontal
       Note: a High Channel 5825MHz Band 4 Chain 0
```

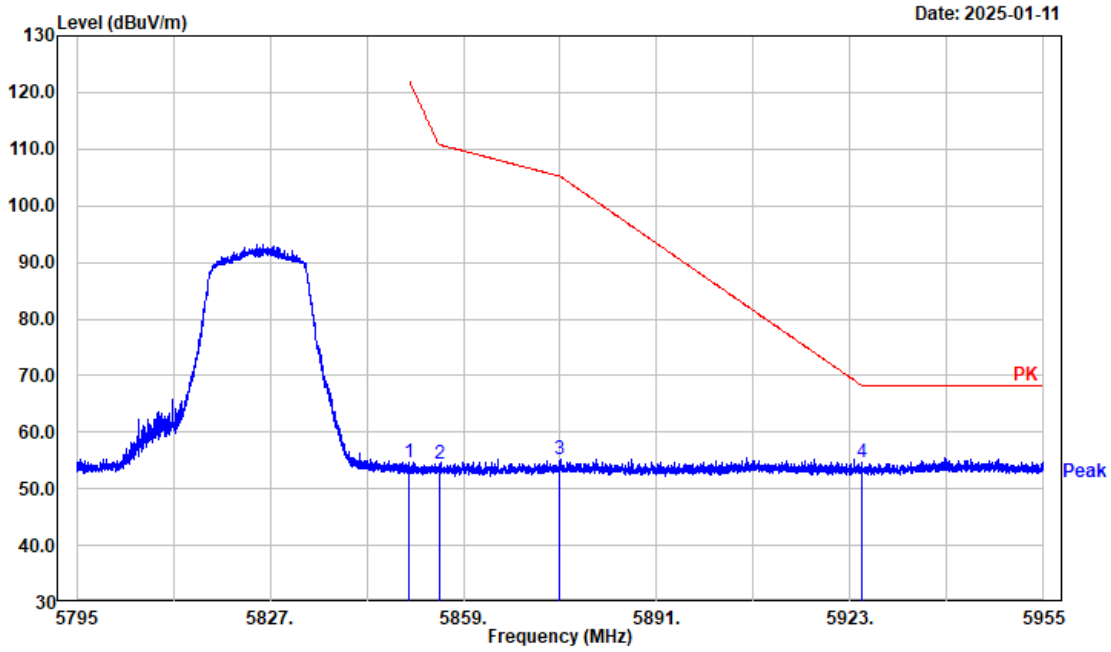

No.	Frequency (MHz)	Reading (dBµV)	Factor (dB/m)	Result (dBµV/m)	Limit (dBµV/m)	Margin (dB)	Detector
1	5850.000	45.38	9.27	54.65	122.20	67.55	Peak
2	5855.000	45.12	9.31	54.43	110.80	56.37	Peak
3	5875.000	45.85	9.43	55.28	105.20	49.92	Peak
4	5925.000	44.75	9.83	54.58	68.20	13.62	Peak

```
Project No.: 2403A43118E-RF
     Tester: Tao Zhu
  Condition: PK trace RBW:1MHz; VBW:3MHz; SWT:0.3sec
Polarization: Vertical
       Note: a High Channel 5825MHz Band 4 Chain 0
```

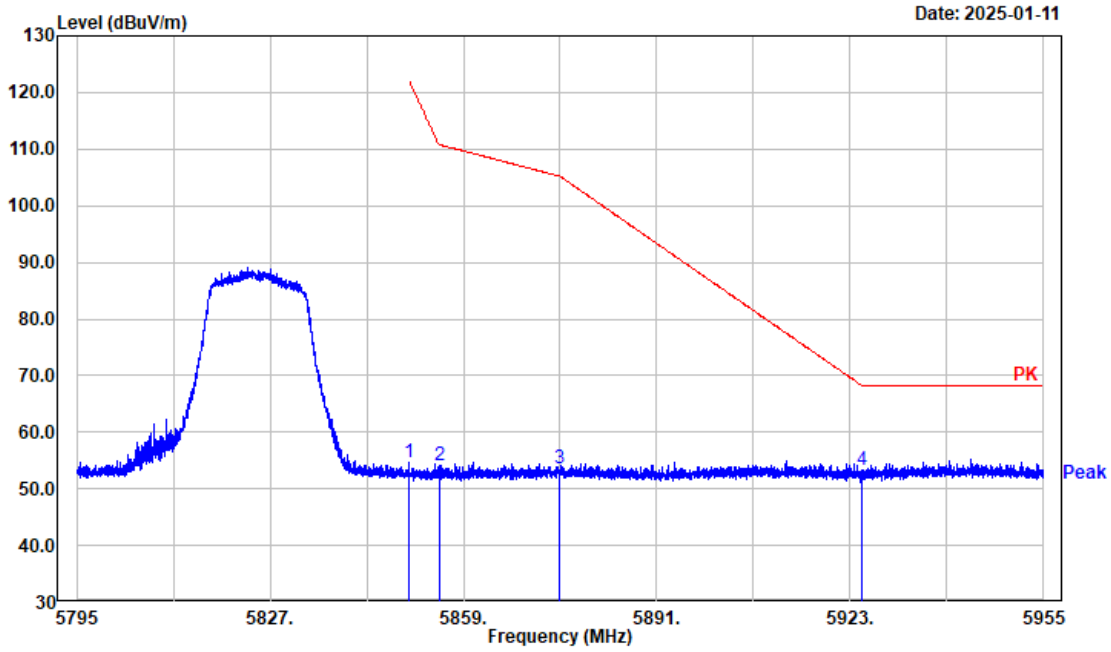

No.	Frequency (MHz)	Reading (dBμV)	Factor (dB/m)	Result (dBμV/m)	Limit (dBμV/m)	Margin (dB)	Detector
1	5850.000	45.38	9.27	54.65	122.20	67.55	Peak
2	5855.000	44.85	9.31	54.16	110.80	56.64	Peak
3	5875.000	44.11	9.43	53.54	105.20	51.66	Peak
4	5925.000	43.60	9.83	53.43	68.20	14.77	Peak

```
Project No.: 2403A43118E-RF
     Tester: Tao Zhu
  Condition: PK trace RBW:1MHz; VBW:3MHz; SWT:0.3sec
Polarization: Horizontal
       Note: n20 Low Channel 5745MHz Band 4 Chain 0
```

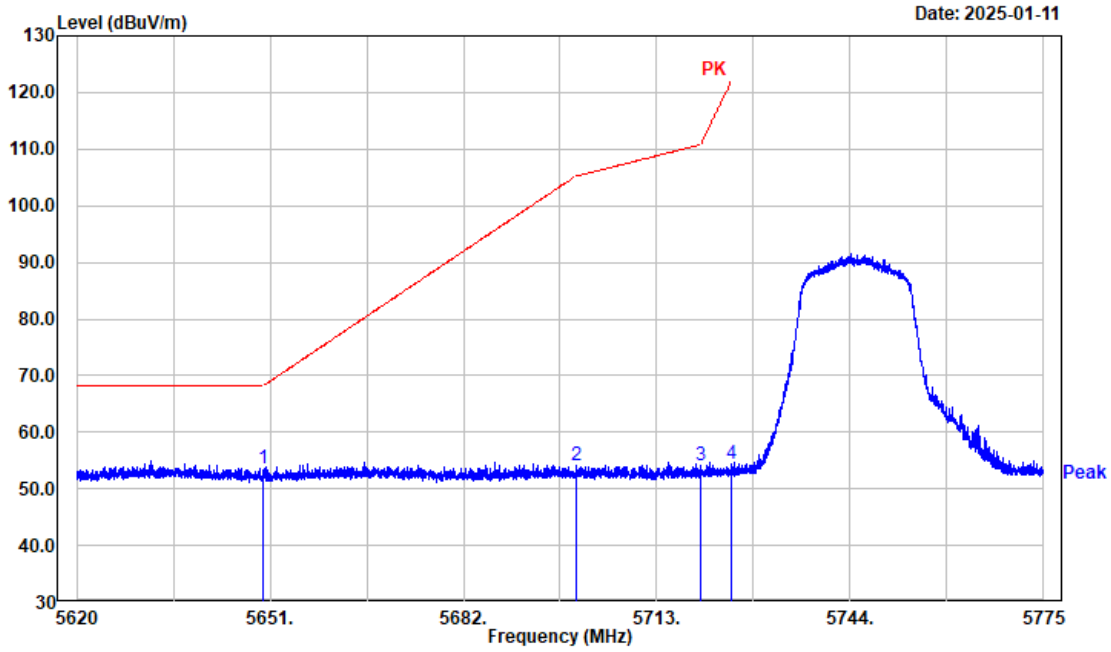

No.	Frequency (MHz)	Reading (dBμV)	Factor (dB/m)	Result (dBμV/m)	Limit (dBμV/m)	Margin (dB)	Detector
1	5650.000	43.97	9.61	53.58	68.20	14.62	Peak
2	5700.000	44.63	9.42	54.05	105.20	51.15	Peak
3	5720.000	44.62	9.41	54.03	110.80	56.77	Peak
4	5725.000	45.09	9.40	54.49	122.20	67.71	Peak

```
Project No.: 2403A43118E-RF
     Tester: Tao Zhu
  Condition: PK trace RBW:1MHz; VBW:3MHz; SWT:0.3sec
Polarization: Vertical
       Note: n20 Low Channel 5745MHz Band 4 Chain 0
```

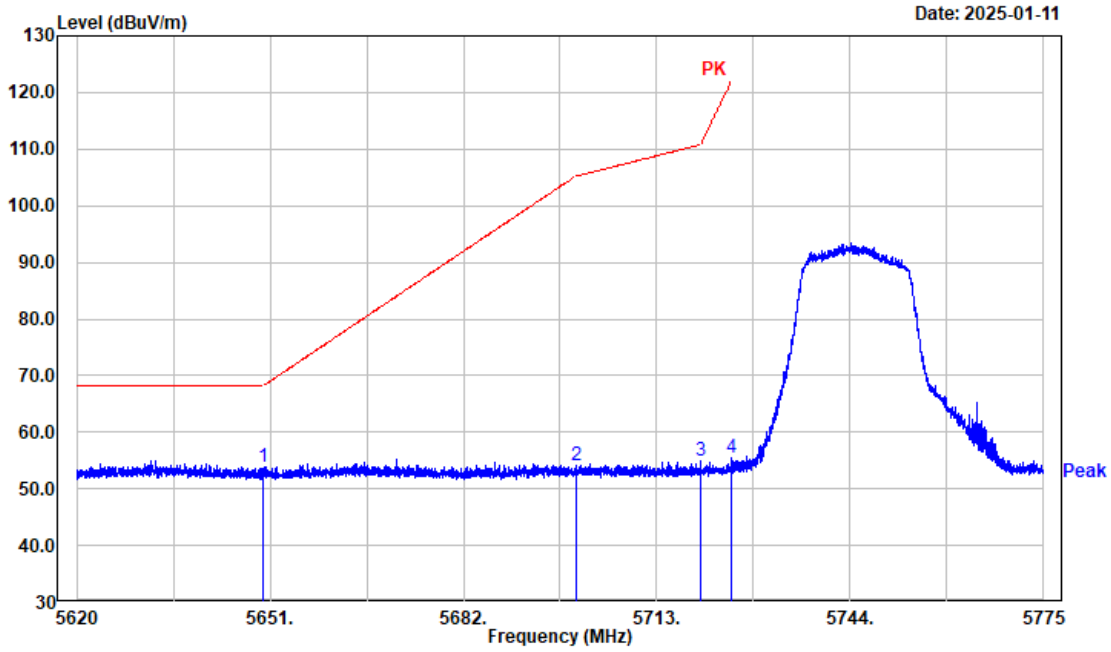

No.	Frequency (MHz)	Reading (dBμV)	Factor (dB/m)	Result (dBμV/m)	Limit (dBμV/m)	Margin (dB)	Detector
1	5650.000	44.12	9.61	53.73	68.20	14.47	Peak
2	5700.000	44.63	9.42	54.05	105.20	51.15	Peak
3	5720.000	45.62	9.41	55.03	110.80	55.77	Peak
4	5725.000	46.09	9.40	55.49	122.20	66.71	Peak

```
Project No.: 2403A43118E-RF
     Tester: Tao Zhu
  Condition: PK trace RBW:1MHz; VBW:3MHz; SWT:0.3sec
Polarization: Horizontal
       Note: n20 High Channel 5825MHz Band 4 Chain 0
```

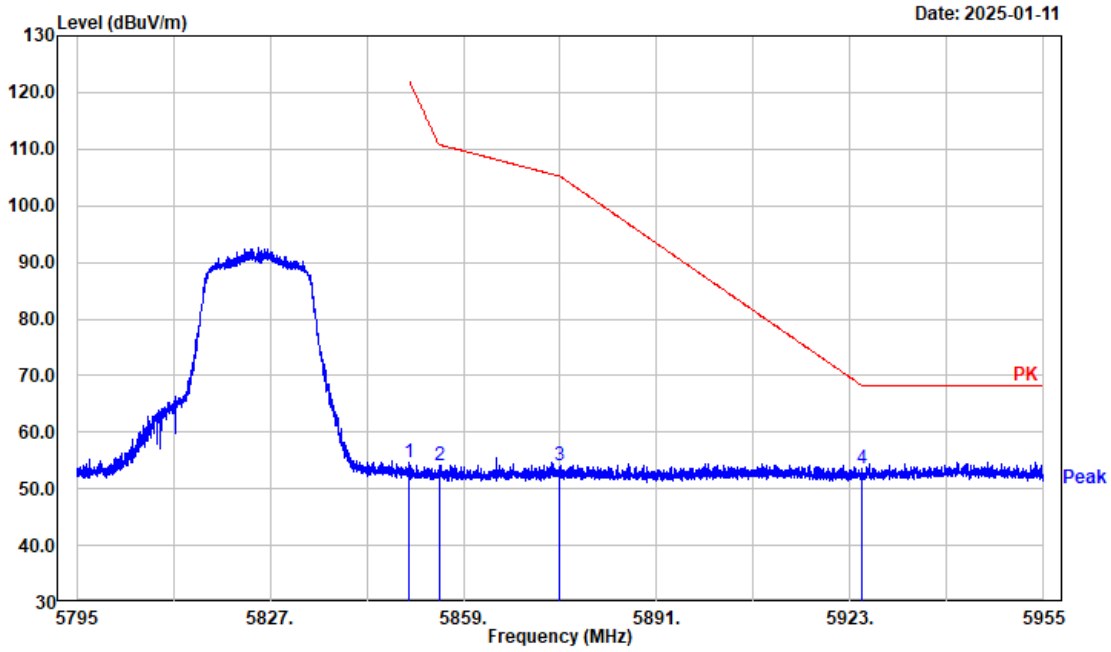

No.	Frequency (MHz)	Reading (dBµV)	Factor (dB/m)	Result (dBµV/m)	Limit (dBµV/m)	Margin (dB)	Detector
1	5850.000	45.41	9.27	54.68	122.20	67.52	Peak
2	5855.000	44.90	9.31	54.21	110.80	56.59	Peak
3	5875.000	44.73	9.43	54.16	105.20	51.04	Peak
4	5925.000	43.87	9.83	53.70	68.20	14.50	Peak

```
Project No.: 2403A43118E-RF
     Tester: Tao Zhu
  Condition: PK trace RBW:1MHz; VBW:3MHz; SWT:0.3sec
Polarization: Vertical
       Note: n20 High Channel 5825MHz Band 4 Chain 0
```

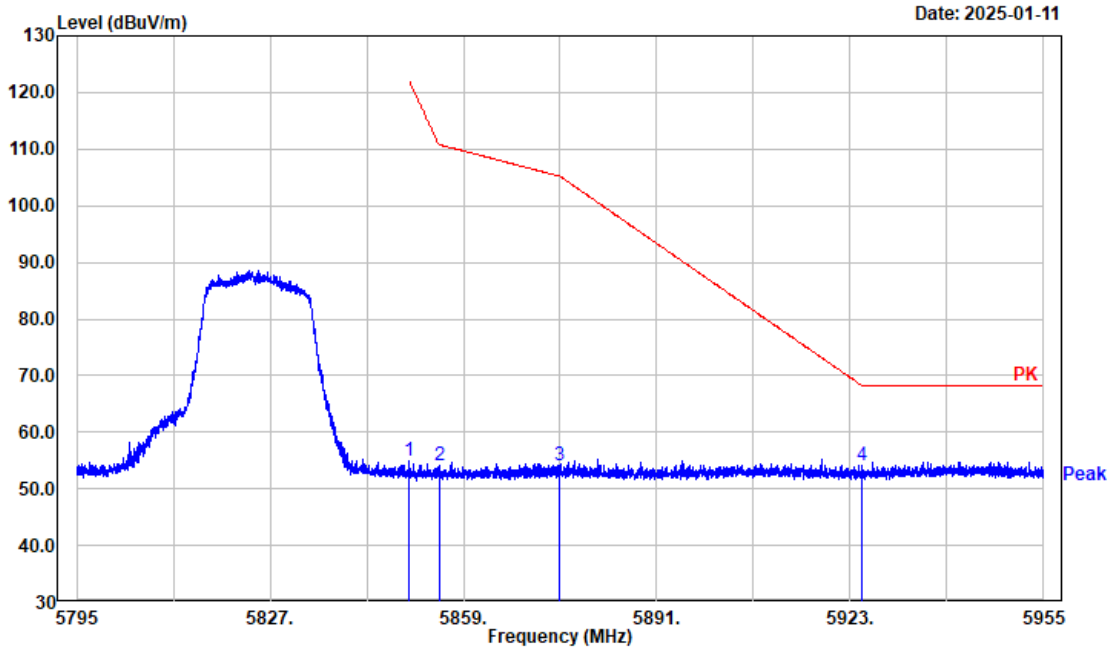

No.	Frequency (MHz)	Reading (dBµV)	Factor (dB/m)	Result (dBµV/m)	Limit (dBµV/m)	Margin (dB)	Detector
1	5850.000	45.70	9.27	54.97	122.20	67.23	Peak
2	5855.000	44.69	9.31	54.00	110.80	56.80	Peak
3	5875.000	44.62	9.43	54.05	105.20	51.15	Peak
4	5925.000	44.31	9.83	54.14	68.20	14.06	Peak

```
Project No.: 2403A43118E-RF
     Tester: Tao Zhu
  Condition: PK trace RBW:1MHz; VBW:3MHz; SWT:0.3sec
Polarization: Horizontal
       Note: n40 Low Channel 5755MHz Band 4 Chain 0
```

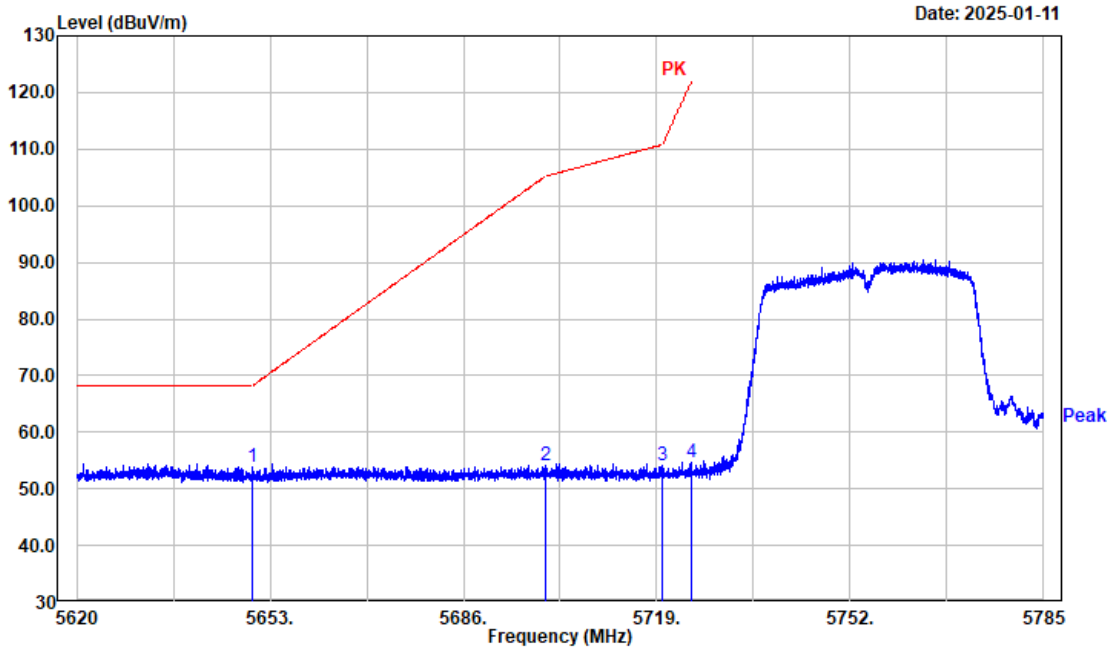

No.	Frequency (MHz)	Reading (dBμV)	Factor (dB/m)	Result (dBμV/m)	Limit (dBμV/m)	Margin (dB)	Detector
1	5650.000	44.14	9.61	53.75	68.20	14.45	Peak
2	5700.000	44.58	9.42	54.00	105.20	51.20	Peak
3	5720.000	44.66	9.41	54.07	110.80	56.73	Peak
4	5725.000	45.19	9.40	54.59	122.20	67.61	Peak

```
Project No.: 2403A43118E-RF
     Tester: Tao Zhu
  Condition: PK trace RBW:1MHz; VBW:3MHz; SWT:0.3sec
Polarization: Vertical
       Note: n40 Low Channel 5755MHz Band 4 Chain 0
```

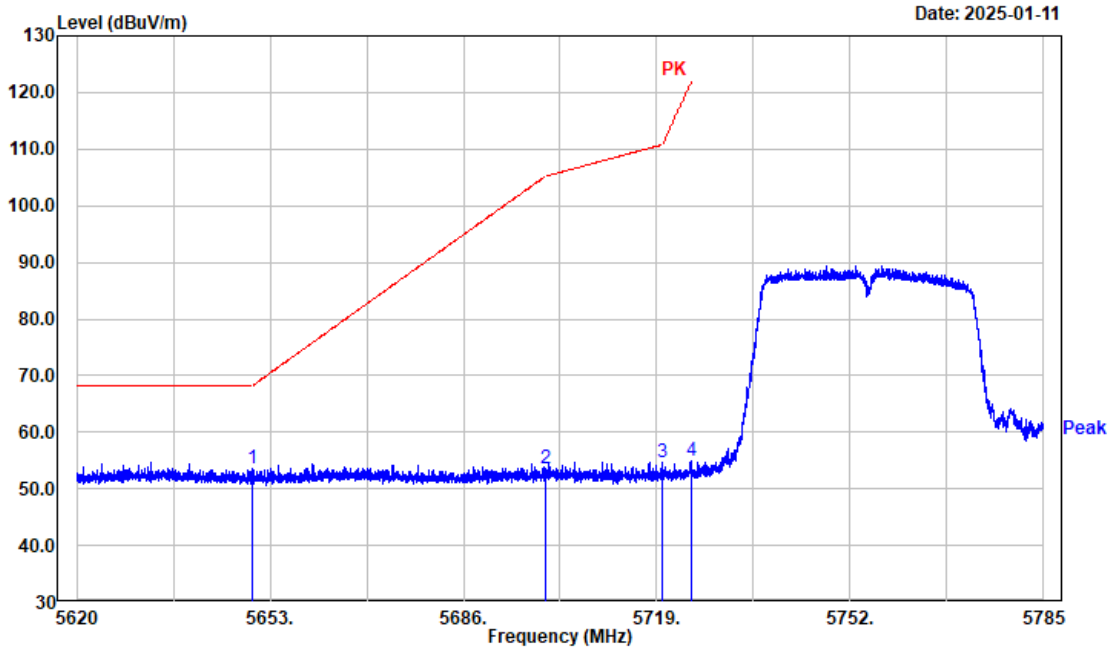

No.	Frequency (MHz)	Reading (dBμV)	Factor (dB/m)	Result (dBμV/m)	Limit (dBμV/m)	Margin (dB)	Detector
1	5650.000	43.95	9.61	53.56	68.20	14.64	Peak
2	5700.000	44.28	9.42	53.70	105.20	51.50	Peak
3	5720.000	45.16	9.41	54.57	110.80	56.23	Peak
4	5725.000	45.47	9.40	54.87	122.20	67.33	Peak

```
Project No.: 2403A43118E-RF
     Tester: Tao Zhu
  Condition: PK trace RBW:1MHz; VBW:3MHz; SWT:0.3sec
Polarization: Horizontal
       Note: n40 High Channel 5795MHz Band 4 Chain 0
```

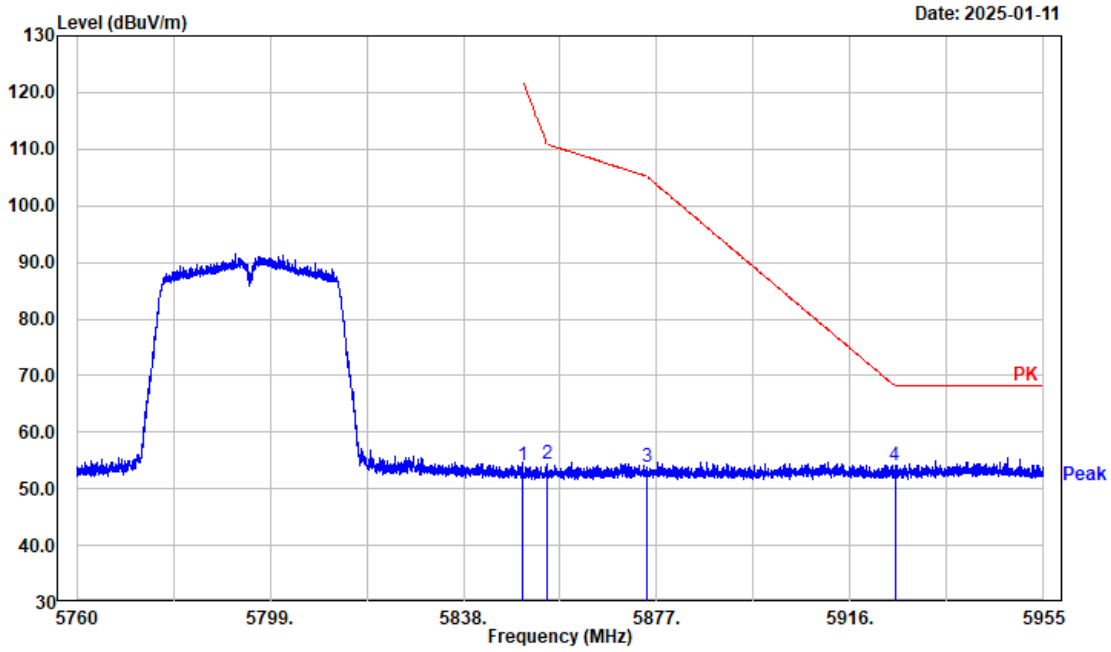

No.	Frequency (MHz)	Reading (dBμV)	Factor (dB/m)	Result (dBμV/m)	Limit (dBμV/m)	Margin (dB)	Detector
1	5850.000	44.74	9.27	54.01	122.20	68.19	Peak
2	5855.000	45.19	9.31	54.50	110.80	56.30	Peak
3	5875.000	44.37	9.43	53.80	105.20	51.40	Peak
4	5925.000	44.32	9.83	54.15	68.20	14.05	Peak

```
Project No.: 2403A43118E-RF
     Tester: Tao Zhu
  Condition: PK trace RBW:1MHz; VBW:3MHz; SWT:0.3sec
Polarization: Vertical
       Note: n40 High Channel 5795MHz Band 4 Chain 0
```

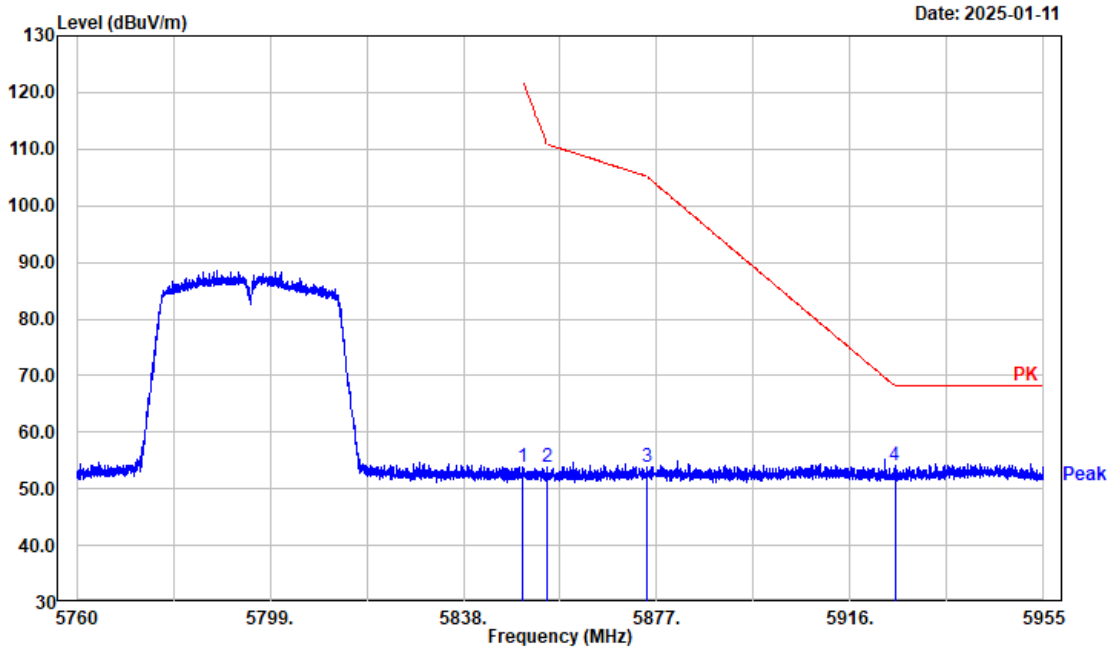

No.	Frequency (MHz)	Reading (dBμV)	Factor (dB/m)	Result (dBμV/m)	Limit (dBμV/m)	Margin (dB)	Detector
1	5850.000	44.71	9.27	53.98	122.20	68.22	Peak
2	5855.000	44.47	9.31	53.78	110.80	57.02	Peak
3	5875.000	44.32	9.43	53.75	105.20	51.45	Peak
4	5925.000	44.28	9.83	54.11	68.20	14.09	Peak

Project No.: 2403A43118E-RF
Tester: Tao Zhu
Condition: PK trace RBW:1MHz; VBW:3MHz; SWT:0.3sec
Polarization: Horizontal
Note: ac80 Middle Channel 5775MHz Band 4 Chain 0

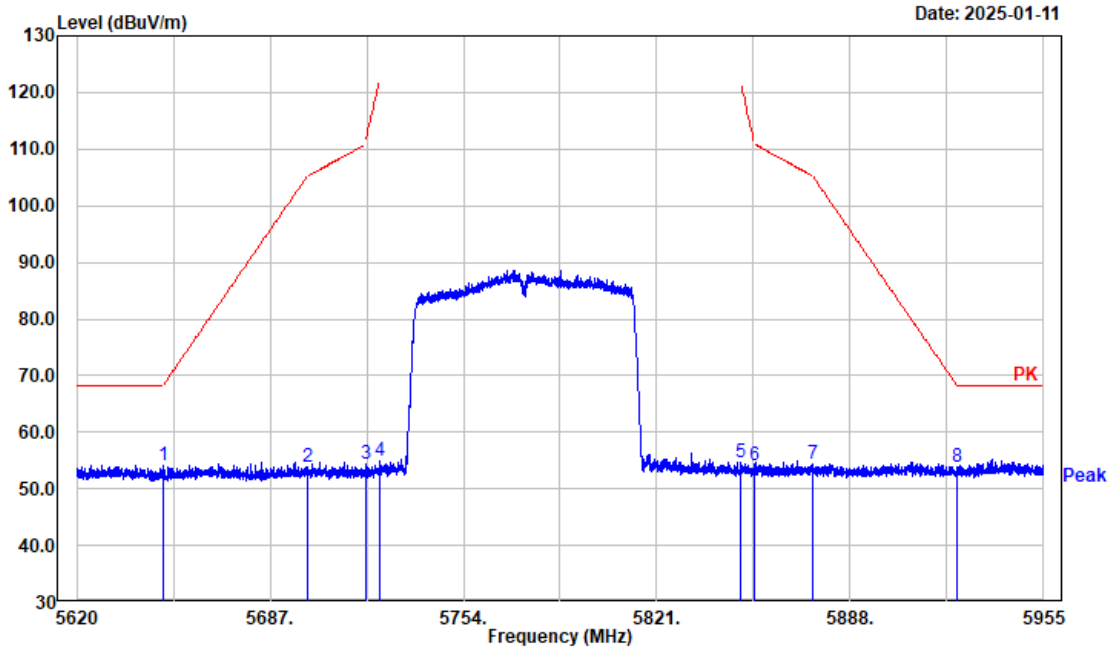

No.	Frequency (MHz)	Reading (dBµV)	Factor (dB/m)	Result (dBµV/m)	Limit (dBµV/m)	Margin (dB)	Detector
1	5650.000	44.47	9.61	54.08	68.20	14.12	Peak
2	5700.000	44.51	9.42	53.93	105.20	51.27	Peak
3	5720.000	44.87	9.41	54.28	110.80	56.52	Peak
4	5725.000	45.66	9.40	55.06	122.20	67.14	Peak
5	5850.000	45.29	9.27	54.56	122.20	67.64	Peak
6	5855.000	44.94	9.31	54.25	110.80	56.55	Peak
7	5875.000	44.95	9.43	54.38	105.20	50.82	Peak
8	5925.000	44.06	9.83	53.89	68.20	14.31	Peak

Project No.: 2403A43118E-RF
Tester: Tao Zhu
Condition: PK trace RBW:1MHz; VBW:3MHz; SWT:0.3sec
Polarization: Vertical
Note: ac80 Middle Channel 5775MHz Band 4 Chain 0

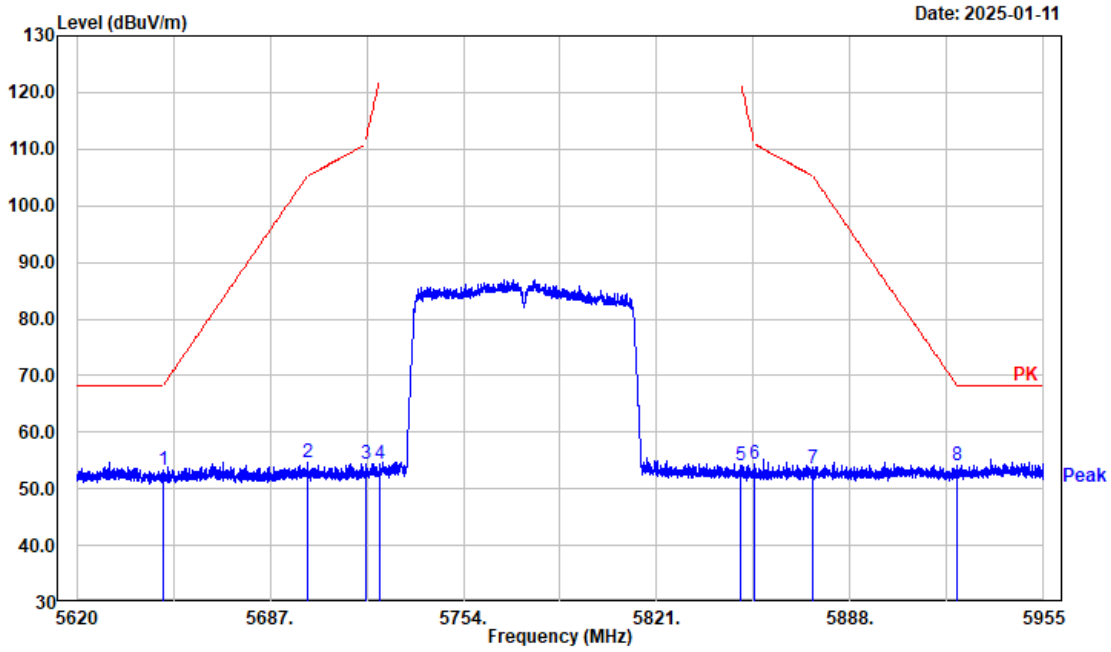

No.	Frequency (MHz)	Reading (dBμV)	Factor (dB/m)	Result (dBμV/m)	Limit (dBμV/m)	Margin (dB)	Detector
1	5650.000	43.83	9.61	53.44	68.20	14.76	Peak
2	5700.000	45.26	9.42	54.68	105.20	50.52	Peak
3	5720.000	45.02	9.41	54.43	110.80	56.37	Peak
4	5725.000	45.10	9.40	54.50	122.20	67.70	Peak
5	5850.000	44.79	9.27	54.06	122.20	68.14	Peak
6	5855.000	45.00	9.31	54.31	110.80	56.49	Peak
7	5875.000	44.18	9.43	53.61	105.20	51.59	Peak
8	5925.000	44.17	9.83	54.00	68.20	14.20	Peak

```
Project No.: 2403A43118E-RF
     Tester: Tao Zhu
  Condition: PK trace RBW:1MHz; VBW:3MHz; SWT:0.3sec
Polarization: Horizontal
       Note: ax20 Full Low Channel 5745MHz Band 4 Chain 0
```

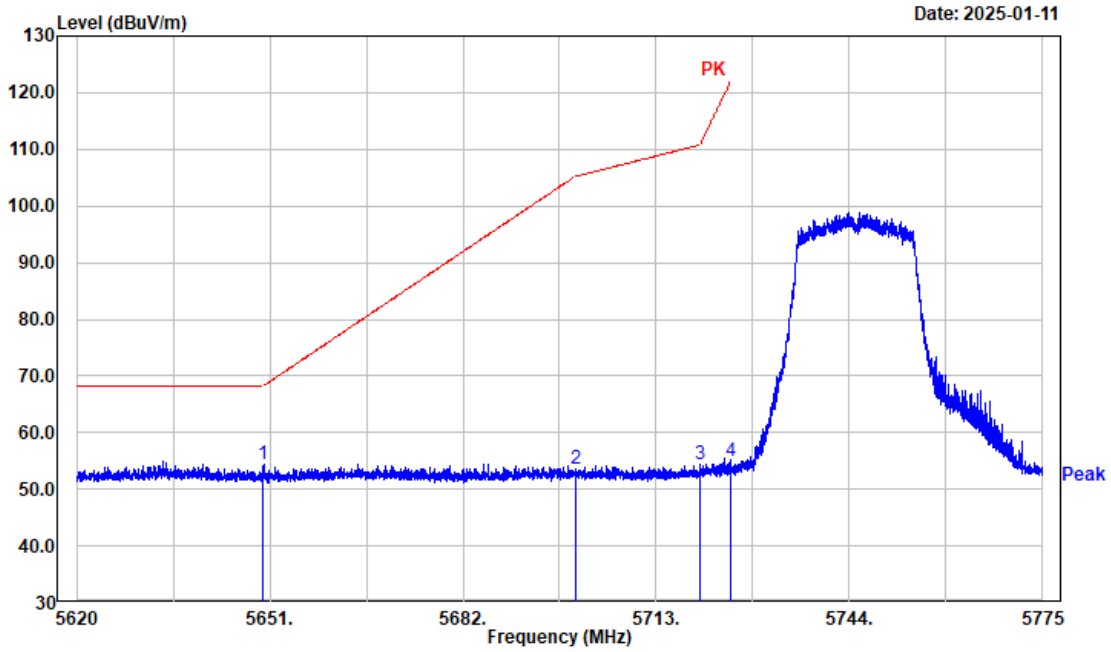

No.	Frequency (MHz)	Reading (dBµV)	Factor (dB/m)	Result (dBµV/m)	Limit (dBµV/m)	Margin (dB)	Detector
1	5650.000	44.71	9.61	54.32	68.20	13.88	Peak
2	5700.000	44.28	9.42	53.70	105.20	51.50	Peak
3	5720.000	44.86	9.41	54.27	110.80	56.53	Peak
4	5725.000	45.54	9.40	54.94	122.20	67.26	Peak

```
Project No.: 2403A43118E-RF
     Tester: Tao Zhu
  Condition: PK trace RBW:1MHz; VBW:3MHz; SWT:0.3sec
Polarization: Vertical
       Note: ax20 Full Low Channel 5745MHz Band 4 Chain 0
```

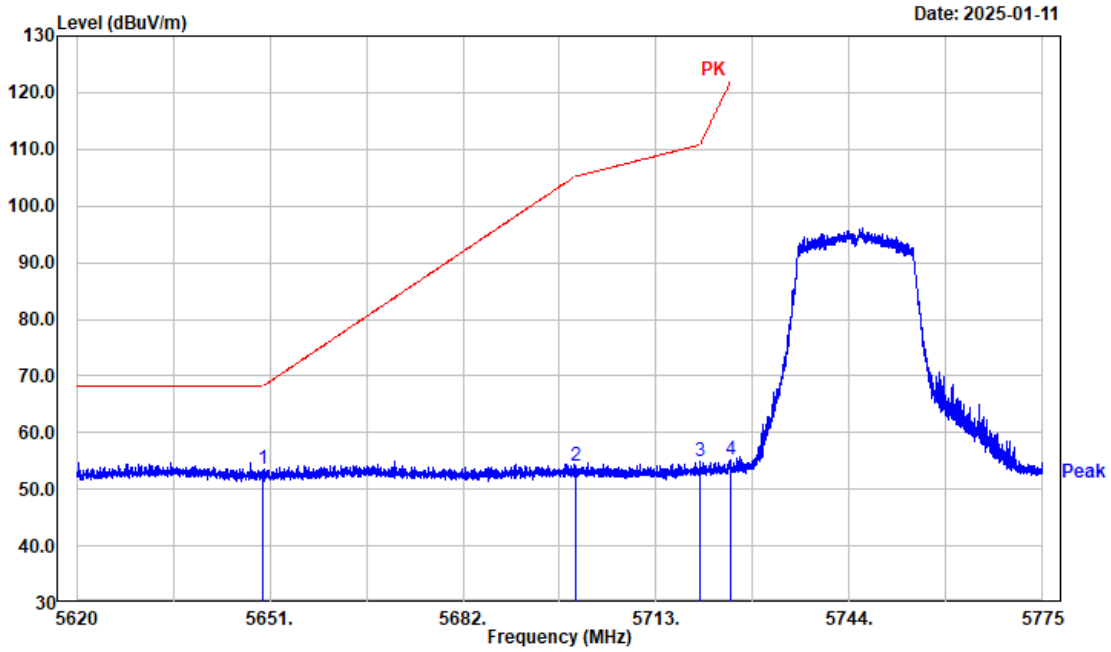

No.	Frequency (MHz)	Reading (dBµV)	Factor (dB/m)	Result (dBµV/m)	Limit (dBµV/m)	Margin (dB)	Detector
1	5650.000	43.90	9.61	53.51	68.20	14.69	Peak
2	5700.000	44.81	9.42	54.23	105.20	50.97	Peak
3	5720.000	45.44	9.41	54.85	110.80	55.95	Peak
4	5725.000	45.72	9.40	55.12	122.20	67.08	Peak

```
Project No.: 2403A43118E-RF
     Tester: Tao Zhu
  Condition: PK trace RBW:1MHz; VBW:3MHz; SWT:0.3sec
Polarization: Horizontal
       Note: ax20 Full High Channel 5825MHz Band 4 Chain 0
```

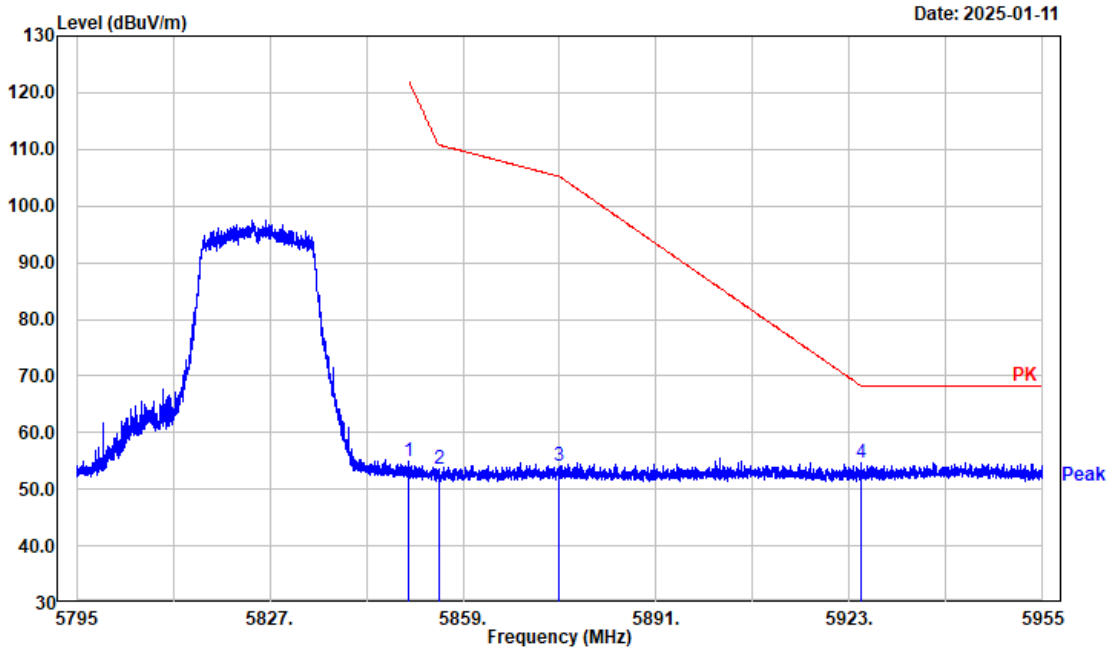

No.	Frequency (MHz)	Reading (dBµV)	Factor (dB/m)	Result (dBµV/m)	Limit (dBµV/m)	Margin (dB)	Detector
1	5850.000	45.71	9.27	54.98	122.20	67.22	Peak
2	5855.000	44.29	9.31	53.60	110.80	57.20	Peak
3	5875.000	44.78	9.43	54.21	105.20	50.99	Peak
4	5925.000	44.75	9.83	54.58	68.20	13.62	Peak

```
Project No.: 2403A43118E-RF
     Tester: Tao Zhu
  Condition: PK trace RBW:1MHz; VBW:3MHz; SWT:0.3sec
Polarization: Vertical
       Note: ax20 Full High Channel 5825MHz Band 4 Chain 0
```

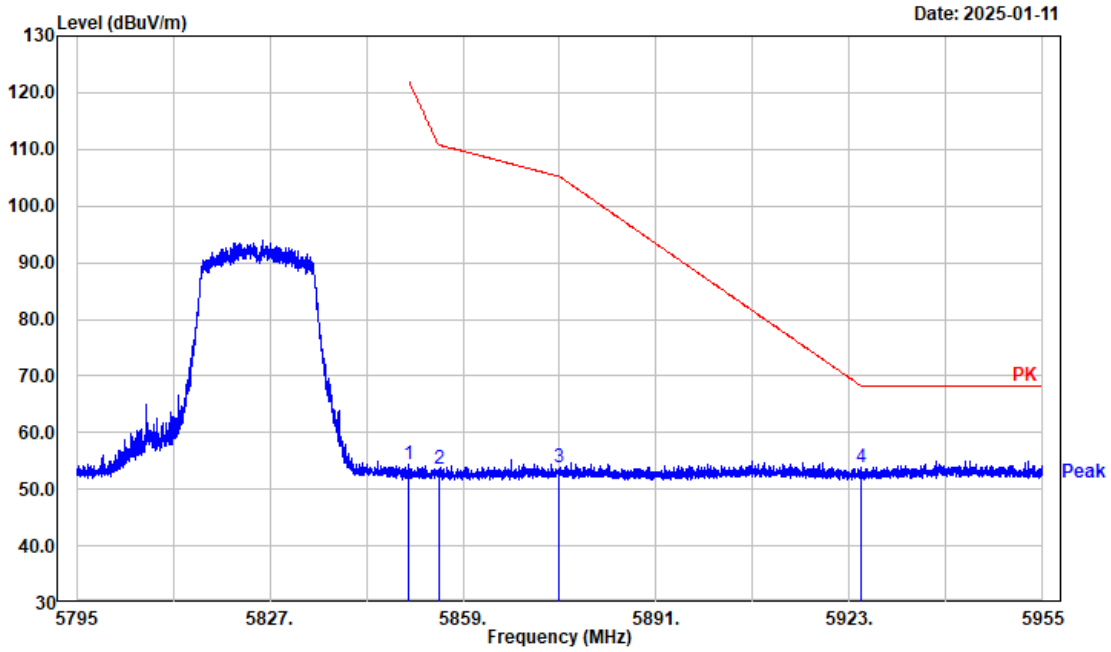

No.	Frequency (MHz)	Reading (dBµV)	Factor (dB/m)	Result (dBµV/m)	Limit (dBµV/m)	Margin (dB)	Detector
1	5850.000	45.02	9.27	54.29	122.20	67.91	Peak
2	5855.000	44.16	9.31	53.47	110.80	57.33	Peak
3	5875.000	44.52	9.43	53.95	105.20	51.25	Peak
4	5925.000	44.15	9.83	53.98	68.20	14.22	Peak

```
Project No.: 2403A43118E-RF
     Tester: Tao Zhu
  Condition: PK trace RBW:1MHz; VBW:3MHz; SWT:0.3sec
Polarization: Horizontal
       Note: ax40 Full Low Channel 5755MHz Band 4 Chain 0
```

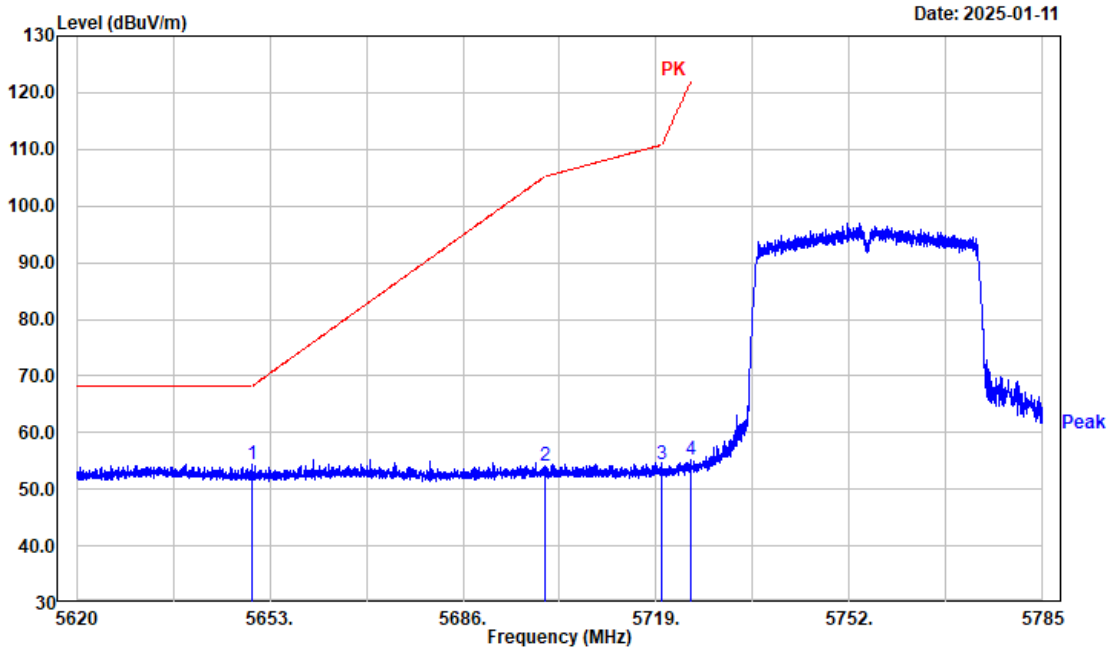

No.	Frequency (MHz)	Reading (dBµV)	Factor (dB/m)	Result (dBµV/m)	Limit (dBµV/m)	Margin (dB)	Detector
1	5650.000	44.83	9.61	54.44	68.20	13.76	Peak
2	5700.000	44.66	9.42	54.08	105.20	51.12	Peak
3	5720.000	44.99	9.41	54.40	110.80	56.40	Peak
4	5725.000	45.80	9.40	55.20	122.20	67.00	Peak

```
Project No.: 2403A43118E-RF
     Tester: Tao Zhu
  Condition: PK trace RBW:1MHz; VBW:3MHz; SWT:0.3sec
Polarization: Vertical
       Note: ax40 Full Low Channel 5755MHz Band 4 Chain 0
```

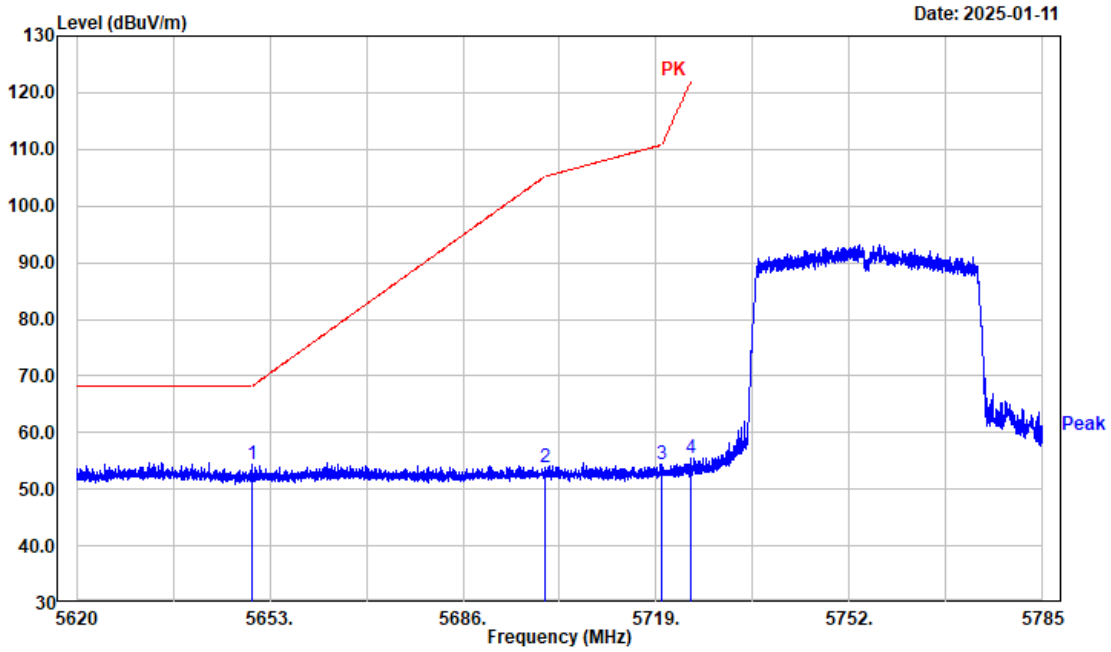

No.	Frequency (MHz)	Reading (dBµV)	Factor (dB/m)	Result (dBµV/m)	Limit (dBµV/m)	Margin (dB)	Detector
1	5650.000	44.74	9.61	54.35	68.20	13.85	Peak
2	5700.000	44.32	9.42	53.74	105.20	51.46	Peak
3	5720.000	45.09	9.41	54.50	110.80	56.30	Peak
4	5725.000	46.05	9.40	55.45	122.20	66.75	Peak

```
Project No.: 2403A43118E-RF
     Tester: Tao Zhu
  Condition: PK trace RBW:1MHz; VBW:3MHz; SWT:0.3sec
Polarization: Horizontal
       Note: ax40 Full High Channel 5795MHz Band 4 Chain 0
```

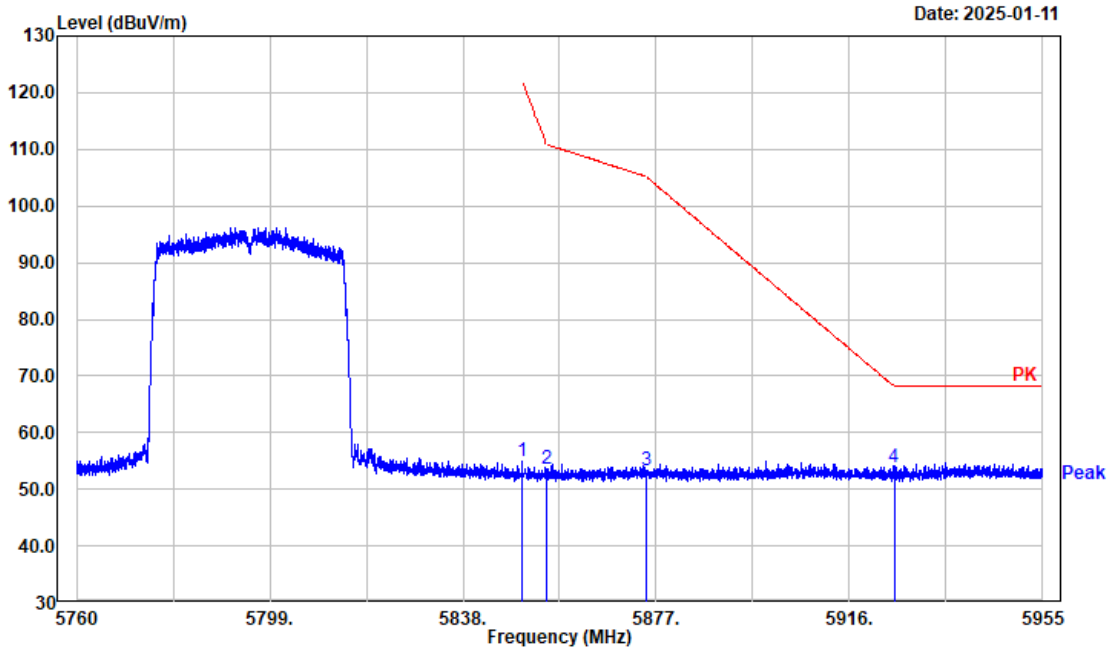

No.	Frequency (MHz)	Reading (dBµV)	Factor (dB/m)	Result (dBµV/m)	Limit (dBµV/m)	Margin (dB)	Detector
1	5850.000	45.67	9.27	54.94	122.20	67.26	Peak
2	5855.000	44.19	9.31	53.50	110.80	57.30	Peak
3	5875.000	43.81	9.43	53.24	105.20	51.96	Peak
4	5925.000	44.01	9.83	53.84	68.20	14.36	Peak

```
Project No.: 2403A43118E-RF
     Tester: Tao Zhu
  Condition: PK trace RBW:1MHz; VBW:3MHz; SWT:0.3sec
Polarization: Vertical
       Note: ax40 Full High Channel 5795MHz Band 4 Chain 0
```

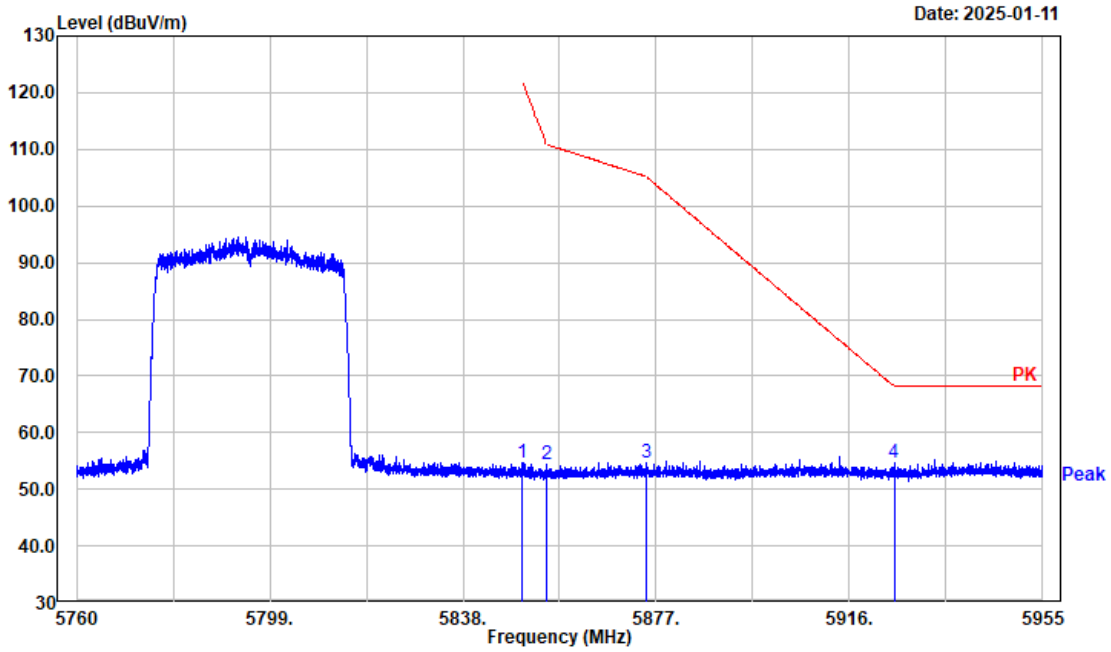

No.	Frequency (MHz)	Reading (dBµV)	Factor (dB/m)	Result (dBµV/m)	Limit (dBµV/m)	Margin (dB)	Detector
1	5850.000	45.26	9.27	54.53	122.20	67.67	Peak
2	5855.000	45.10	9.31	54.41	110.80	56.39	Peak
3	5875.000	45.22	9.43	54.65	105.20	50.55	Peak
4	5925.000	44.75	9.83	54.58	68.20	13.62	Peak

```
Project No.: 2403A43118E-RF
     Tester: Tao Zhu
  Condition: PK trace RBW:1MHz; VBW:3MHz; SWT:0.3sec
Polarization: Horizontal
       Note: ax80 Full Middle Channel 5775MHz Band 4 Chain 0
```

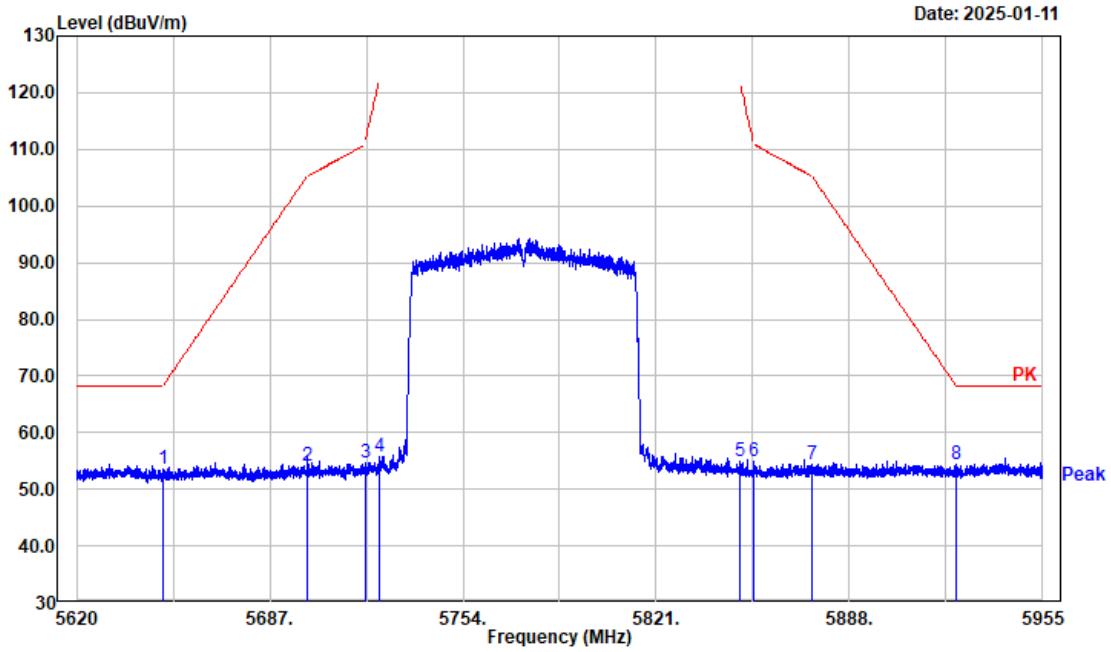

No.	Frequency (MHz)	Reading (dBµV)	Factor (dB/m)	Result (dBµV/m)	Limit (dBµV/m)	Margin (dB)	Detector
1	5650.000	44.10	9.61	53.71	68.20	14.49	Peak
2	5700.000	44.70	9.42	54.12	105.20	51.08	Peak
3	5720.000	45.17	9.41	54.58	110.80	56.22	Peak
4	5725.000	46.42	9.40	55.82	122.20	66.38	Peak
5	5850.000	45.76	9.27	55.03	122.20	67.17	Peak
6	5855.000	45.65	9.31	54.96	110.80	55.84	Peak
7	5875.000	45.06	9.43	54.49	105.20	50.71	Peak
8	5925.000	44.59	9.83	54.42	68.20	13.78	Peak

```
Project No.: 2403A43118E-RF
     Tester: Tao Zhu
  Condition: PK trace RBW:1MHz; VBW:3MHz; SWT:0.3sec
Polarization: Vertical
       Note: ax80 Full Middle Channel 5775MHz Band 4 Chain 0
```

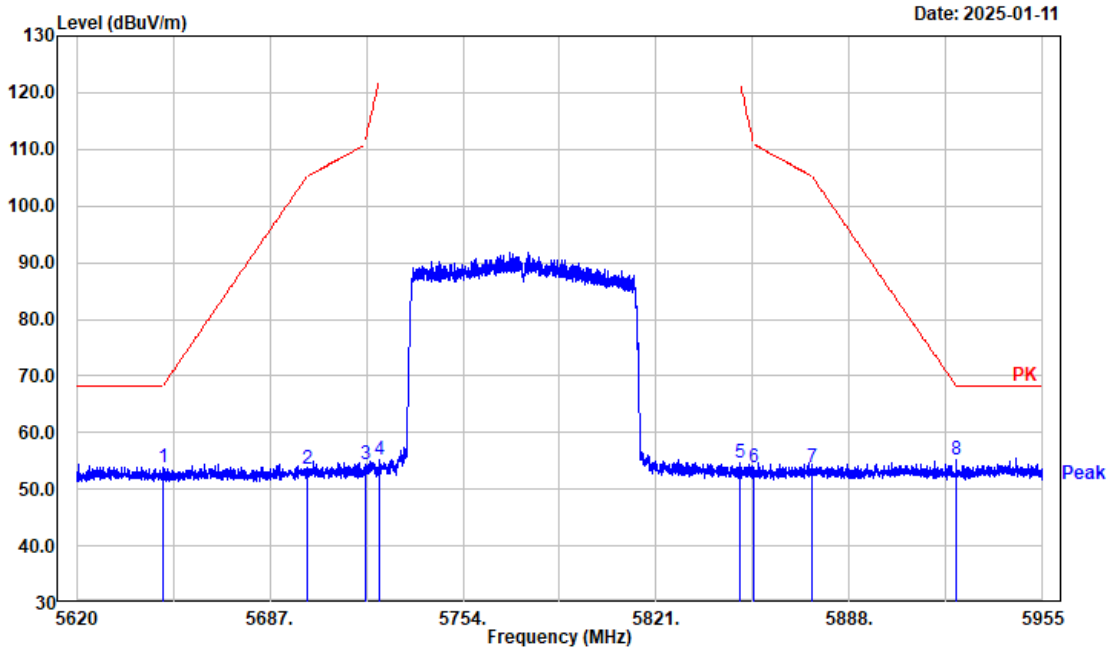

No.	Frequency (MHz)	Reading (dBµV)	Factor (dB/m)	Result (dBµV/m)	Limit (dBµV/m)	Margin (dB)	Detector
1	5650.000	44.29	9.61	53.90	68.20	14.30	Peak
2	5700.000	44.26	9.42	53.68	105.20	51.52	Peak
3	5720.000	44.97	9.41	54.38	110.80	56.42	Peak
4	5725.000	45.88	9.40	55.28	122.20	66.92	Peak
5	5850.000	45.38	9.27	54.65	122.20	67.55	Peak
6	5855.000	44.53	9.31	53.84	110.80	56.96	Peak
7	5875.000	44.42	9.43	53.85	105.20	51.35	Peak
8	5925.000	45.34	9.83	55.17	68.20	13.03	Peak

```
Project No.: 2403A43118E-RF
     Tester: Tao Zhu
  Condition: PK trace RBW:1MHz; VBW:3MHz; SWT:0.3sec
Polarization: Horizontal
       Note: ax20 26-0 Low Channel 5745MHz Band 4 Chain 0
```

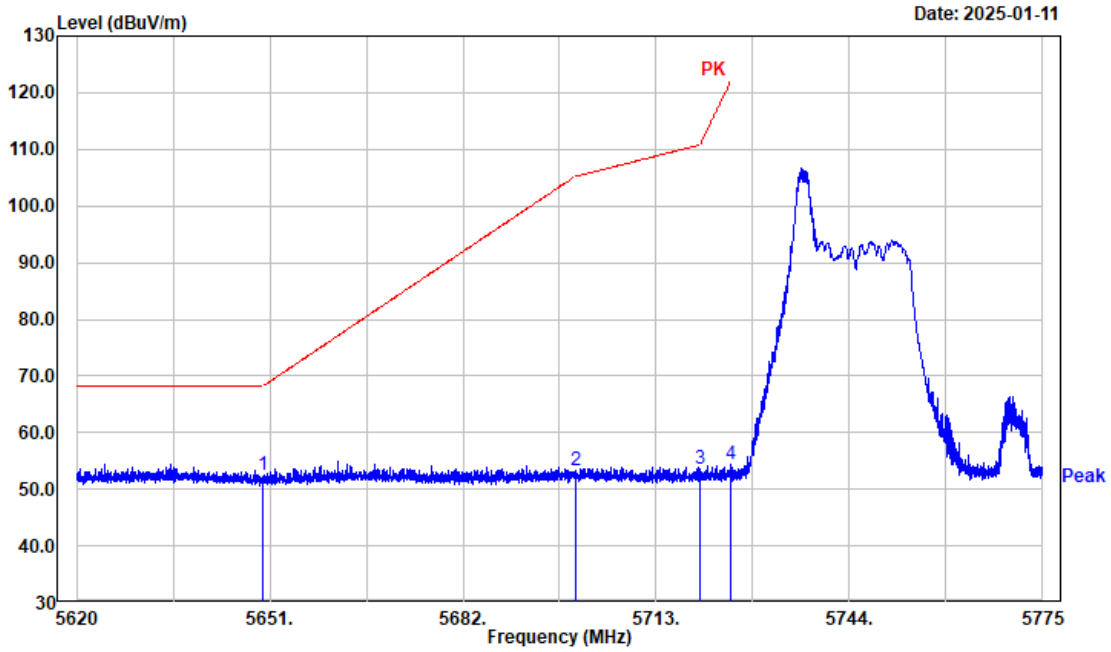

No.	Frequency (MHz)	Reading (dBµV)	Factor (dB/m)	Result (dBµV/m)	Limit (dBµV/m)	Margin (dB)	Detector
1	5650.000	42.99	9.61	52.60	68.20	15.60	Peak
2	5700.000	44.00	9.42	53.42	105.20	51.78	Peak
3	5720.000	44.26	9.41	53.67	110.80	57.13	Peak
4	5725.000	44.87	9.40	54.27	122.20	67.93	Peak

```
Project No.: 2403A43118E-RF
     Tester: Tao Zhu
  Condition: PK trace RBW:1MHz; VBW:3MHz; SWT:0.3sec
Polarization: Vertical
       Note: ax20 26-0 Low Channel 5745MHz Band 4 Chain 0
```

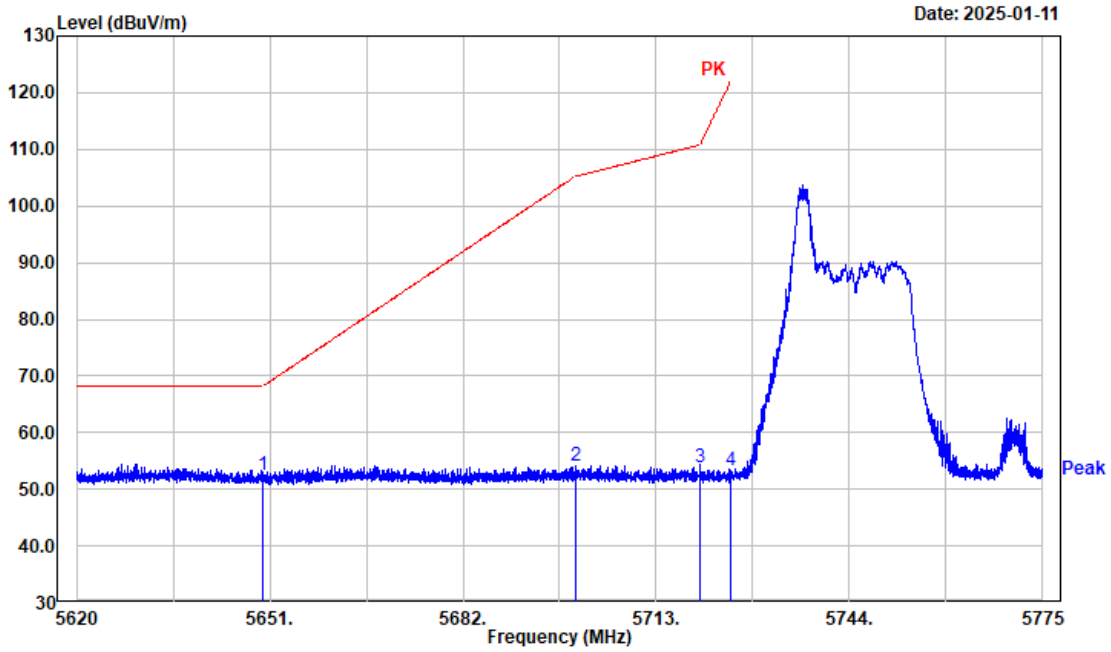

No.	Frequency (MHz)	Reading (dBµV)	Factor (dB/m)	Result (dBµV/m)	Limit (dBµV/m)	Margin (dB)	Detector
1	5650.000	42.98	9.61	52.59	68.20	15.61	Peak
2	5700.000	44.71	9.42	54.13	105.20	51.07	Peak
3	5720.000	44.45	9.41	53.86	110.80	56.94	Peak
4	5725.000	43.86	9.40	53.26	122.20	68.94	Peak

```
Project No.: 2403A43118E-RF
     Tester: Tao Zhu
  Condition: PK trace RBW:1MHz; VBW:3MHz; SWT:0.3sec
Polarization: Horizontal
       Note: ax20 26-8 High Channel 5825MHz Band 4 Chain 0
```

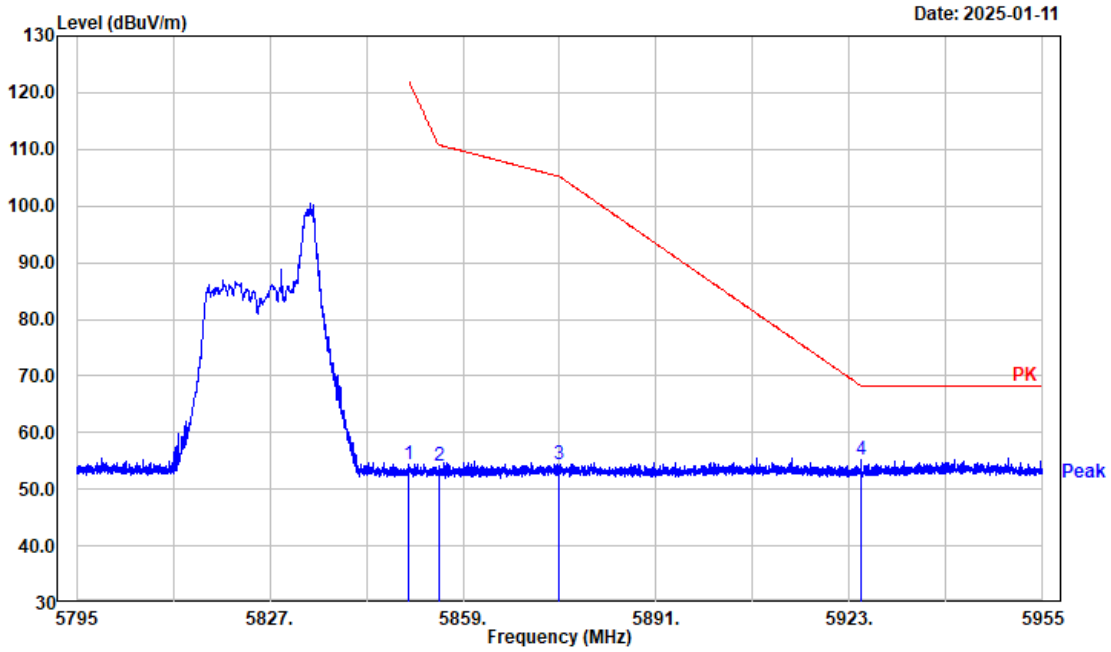

No.	Frequency (MHz)	Reading (dBµV)	Factor (dB/m)	Result (dBµV/m)	Limit (dBµV/m)	Margin (dB)	Detector
1	5850.000	45.04	9.27	54.31	122.20	67.89	Peak
2	5855.000	44.90	9.31	54.21	110.80	56.59	Peak
3	5875.000	45.05	9.43	54.48	105.20	50.72	Peak
4	5925.000	45.34	9.83	55.17	68.20	13.03	Peak

```
Project No.: 2403A43118E-RF
     Tester: Tao Zhu
  Condition: PK trace RBW:1MHz; VBW:3MHz; SWT:0.3sec
Polarization: Vertical
       Note: ax20 26-8 High Channel 5825MHz Band 4 Chain 0
```

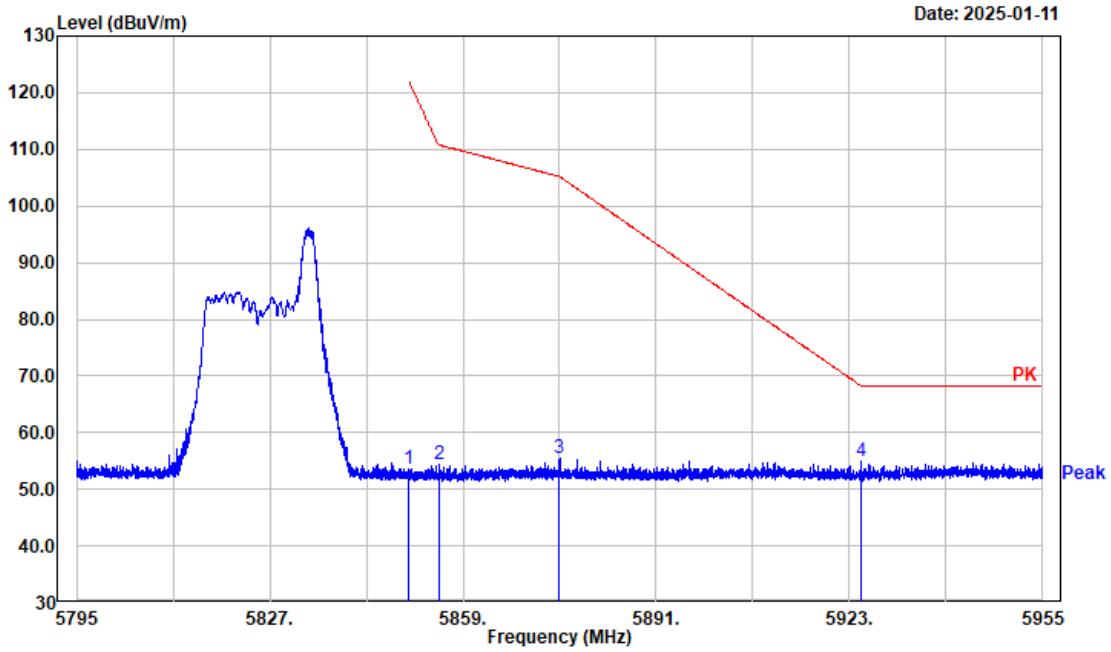

No.	Frequency (MHz)	Reading (dBµV)	Factor (dB/m)	Result (dBµV/m)	Limit (dBµV/m)	Margin (dB)	Detector
1	5850.000	44.26	9.27	53.53	122.20	68.67	Peak
2	5855.000	45.07	9.31	54.38	110.80	56.42	Peak
3	5875.000	45.92	9.43	55.35	105.20	49.85	Peak
4	5925.000	45.11	9.83	54.94	68.20	13.26	Peak

```
Project No.: 2403A43118E-RF
     Tester: Tao Zhu
  Condition: PK trace RBW:1MHz; VBW:3MHz; SWT:0.3sec
Polarization: Horizontal
       Note: ax40 26-0 Low Channel 5755MHz Band 4 Chain 0
```

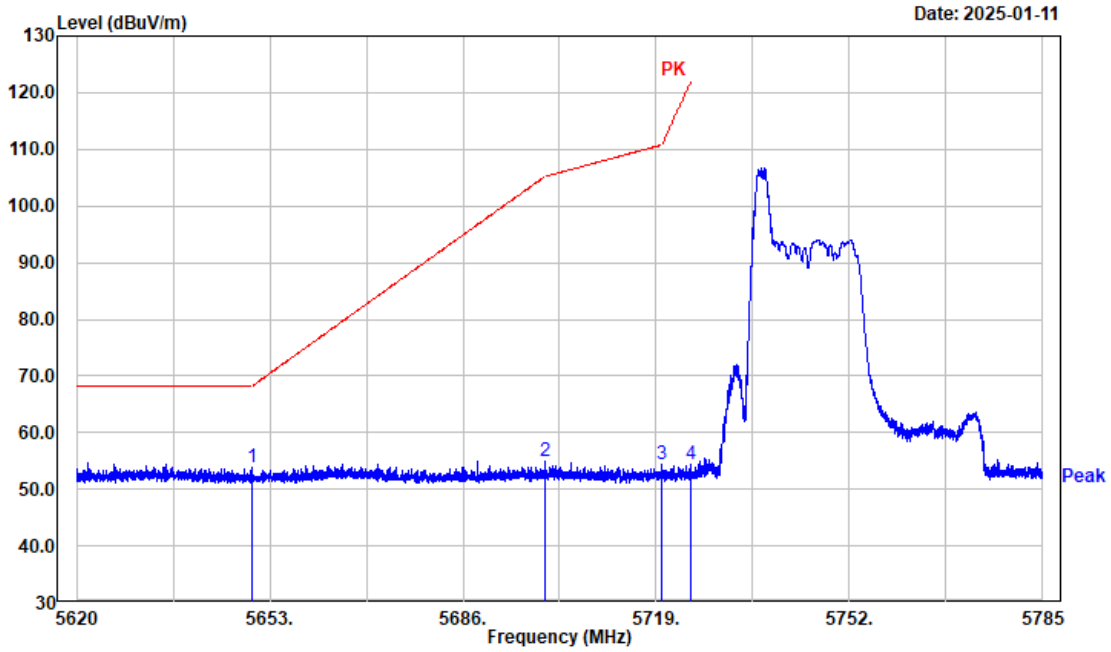

No.	Frequency (MHz)	Reading (dBµV)	Factor (dB/m)	Result (dBµV/m)	Limit (dBµV/m)	Margin (dB)	Detector
1	5650.000	44.22	9.61	53.83	68.20	14.37	Peak
2	5700.000	45.39	9.42	54.81	105.20	50.39	Peak
3	5720.000	44.95	9.41	54.36	110.80	56.44	Peak
4	5725.000	45.01	9.40	54.41	122.20	67.79	Peak

```
Project No.: 2403A43118E-RF
     Tester: Tao Zhu
  Condition: PK trace RBW:1MHz; VBW:3MHz; SWT:0.3sec
Polarization: Vertical
       Note: ax40 26-0 Low Channel 5755MHz Band 4 Chain 0
```

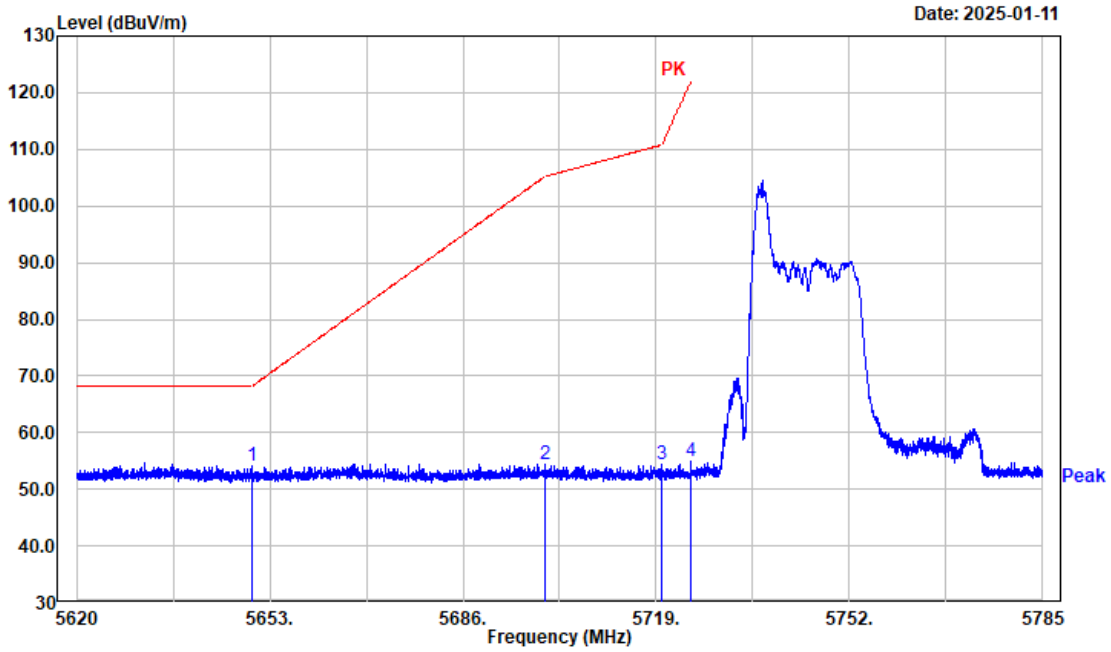

No.	Frequency (MHz)	Reading (dBµV)	Factor (dB/m)	Result (dBµV/m)	Limit (dBµV/m)	Margin (dB)	Detector
1	5650.000	44.45	9.61	54.06	68.20	14.14	Peak
2	5700.000	44.91	9.42	54.33	105.20	50.87	Peak
3	5720.000	44.96	9.41	54.37	110.80	56.43	Peak
4	5725.000	45.56	9.40	54.96	122.20	67.24	Peak

```
Project No.: 2403A43118E-RF
     Tester: Tao Zhu
  Condition: PK trace RBW:1MHz; VBW:3MHz; SWT:0.3sec
Polarization: Horizontal
       Note: ax40 26-17 High Channel 5795MHz Band 4 Chain 0
```

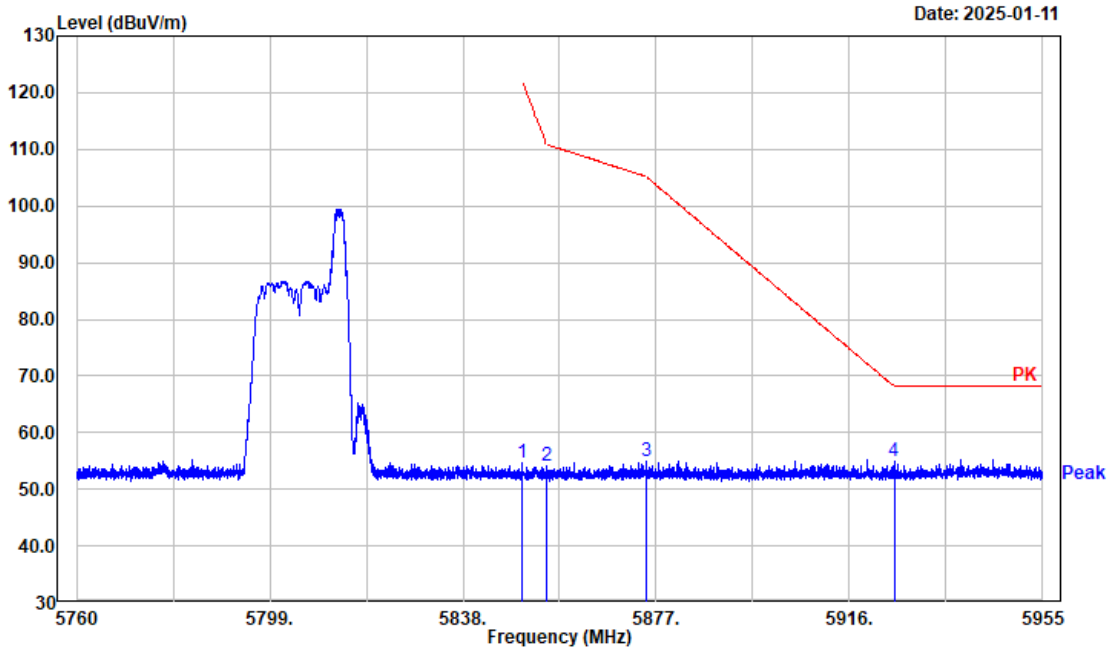

No.	Frequency (MHz)	Reading (dBµV)	Factor (dB/m)	Result (dBµV/m)	Limit (dBµV/m)	Margin (dB)	Detector
1	5850.000	45.36	9.27	54.63	122.20	67.57	Peak
2	5855.000	44.91	9.31	54.22	110.80	56.58	Peak
3	5875.000	45.39	9.43	54.82	105.20	50.38	Peak
4	5925.000	45.09	9.83	54.92	68.20	13.28	Peak

```
Project No.: 2403A43118E-RF
     Tester: Tao Zhu
  Condition: PK trace RBW:1MHz; VBW:3MHz; SWT:0.3sec
Polarization: Vertical
       Note: ax40 26-17 High Channel 5795MHz Band 4 Chain 0
```

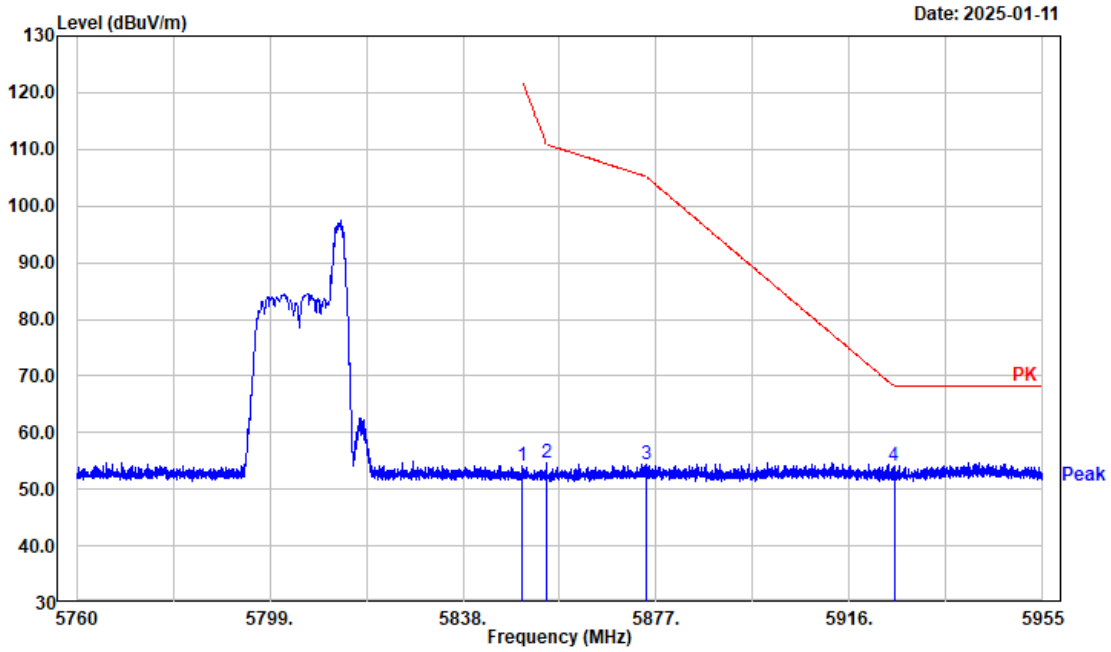

No.	Frequency (MHz)	Reading (dBμV)	Factor (dB/m)	Result (dBμV/m)	Limit (dBμV/m)	Margin (dB)	Detector
1	5850.000	44.80	9.27	54.07	122.20	68.13	Peak
2	5855.000	45.28	9.31	54.59	110.80	56.21	Peak
3	5875.000	45.08	9.43	54.51	105.20	50.69	Peak
4	5925.000	44.40	9.83	54.23	68.20	13.97	Peak

```
Project No.: 2403A43118E-RF
     Tester: Tao Zhu
  Condition: PK trace RBW:1MHz; VBW:3MHz; SWT:0.3sec
Polarization: Horizontal
       Note: ax80 26-0 Middle Channel 5775MHz Band 4 Chain 0
```

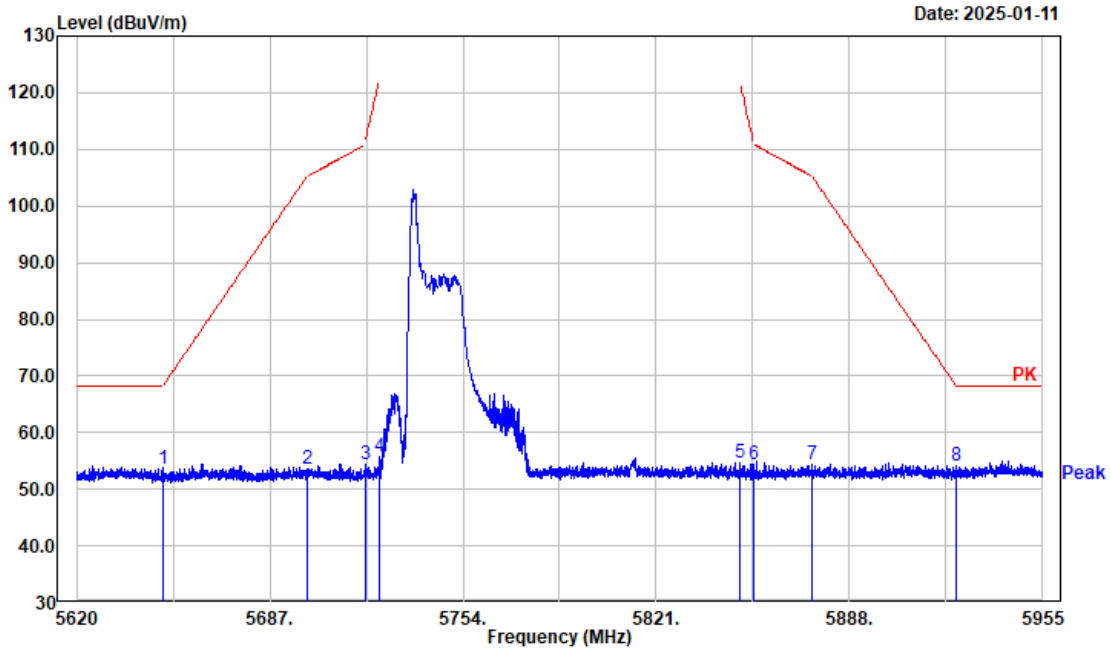

No.	Frequency (MHz)	Reading (dBµV)	Factor (dB/m)	Result (dBµV/m)	Limit (dBµV/m)	Margin (dB)	Detector
1	5650.000	43.87	9.61	53.48	68.20	14.72	Peak
2	5700.000	44.29	9.42	53.71	105.20	51.49	Peak
3	5720.000	45.01	9.41	54.42	110.80	56.38	Peak
4	5725.000	46.39	9.40	55.79	122.20	66.41	Peak
5	5850.000	45.29	9.27	54.56	122.20	67.64	Peak
6	5855.000	45.13	9.31	54.44	110.80	56.36	Peak
7	5875.000	44.87	9.43	54.30	105.20	50.90	Peak
8	5925.000	44.42	9.83	54.25	68.20	13.95	Peak

Project No.: 2403A43118E-RF
Tester: Tao Zhu
Condition: PK trace RBW:1MHz; VBW:3MHz; SWT:0.3sec
Polarization: Vertical
Note: ax80 26-0 Middle Channel 5775MHz Band 4 Chain 0

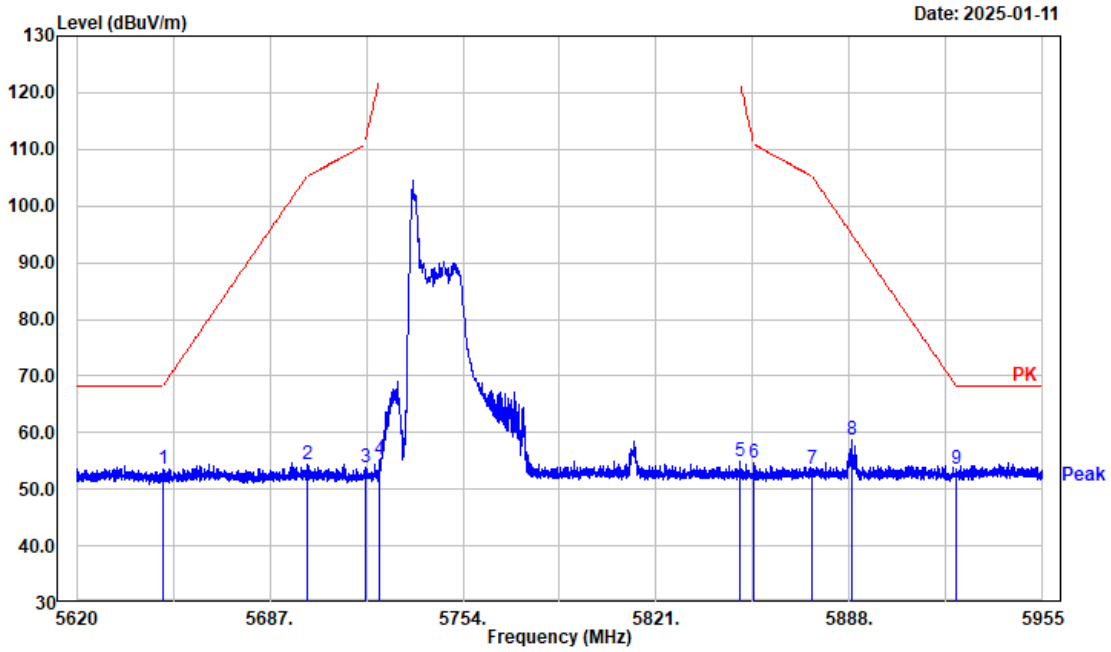

No.	Frequency (MHz)	Reading (dBµV)	Factor (dB/m)	Result (dBµV/m)	Limit (dBµV/m)	Margin (dB)	Detector
1	5650.000	44.10	9.61	53.71	68.20	14.49	Peak
2	5700.000	44.98	9.42	54.40	105.20	50.80	Peak
3	5720.000	44.40	9.41	53.81	110.80	56.99	Peak
4	5725.000	45.93	9.40	55.33	122.20	66.87	Peak
5	5850.000	45.56	9.27	54.83	122.20	67.37	Peak
6	5855.000	45.31	9.31	54.62	110.80	56.18	Peak
7	5875.000	44.20	9.43	53.63	105.20	51.57	Peak
8	5888.590	49.09	9.52	58.61	95.11	36.50	Peak
9	5925.000	43.62	9.83	53.45	68.20	14.75	Peak

Worst radiation spurious emissions margin test plots for each mode
Note: for 18 – 40 GHz range, only report the worst case mode

```
Project No.: 2403A43118E-RF
     Tester: Tao Zhu
  Condition: PK trace RBW:1MHz; VBW:3MHz; SWT:0.3sec
Polarization: horizontal
       Note: a Low Channel 5180MHz Band 1 Chain 0
```

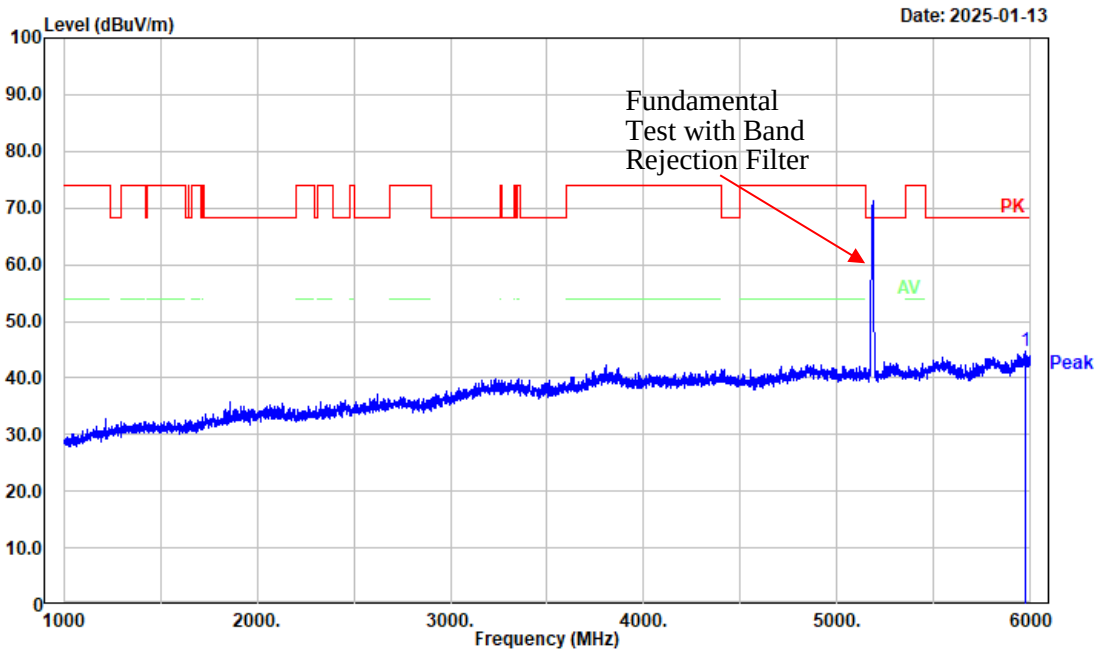

No.	Frequency (MHz)	Reading (dBµV)	Factor (dB/m)	Result (dBµV/m)	Limit (dBµV/m)	Margin (dB)	Detector
1	5976.000	34.53	10.17	44.70	68.20	23.50	Peak

```
Project No.: 2403A43118E-RF
     Tester: Tao Zhu
  Condition: PK trace RBW:1MHz; VBW:3MHz; SWT:0.3sec
Polarization: vertical
       Note: a Low Channel 5180MHz Band 1 Chain 0
```

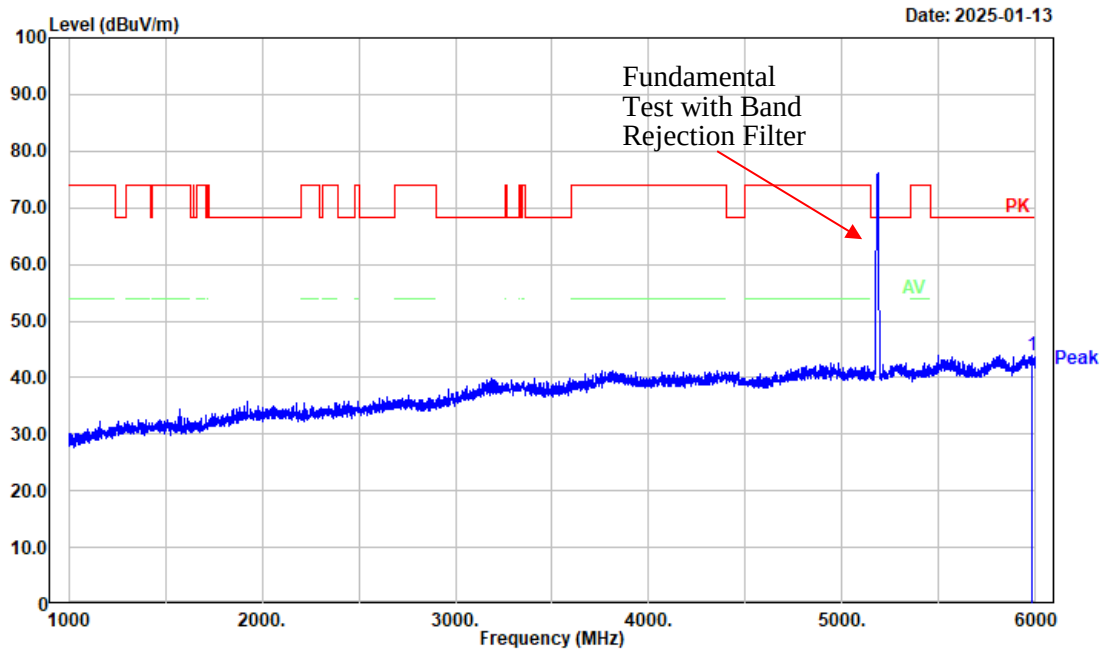

No.	Frequency (MHz)	Reading (dBμV)	Factor (dB/m)	Result (dBμV/m)	Limit (dBμV/m)	Margin (dB)	Detector
1	5980.000	33.83	10.19	44.02	68.20	24.18	Peak

```
Project No.: 2403A43118E-RF
     Tester: Tao Zhu
  Condition: PK trace RBW:1MHz; VBW:3MHz; SWT:0.3sec AV trace RBW:1MHz; VBW:5kHz; SWT:auto
Polarization: horizontal
       Note: a Low Channel 5180MHz Band 1 Chain 0
```

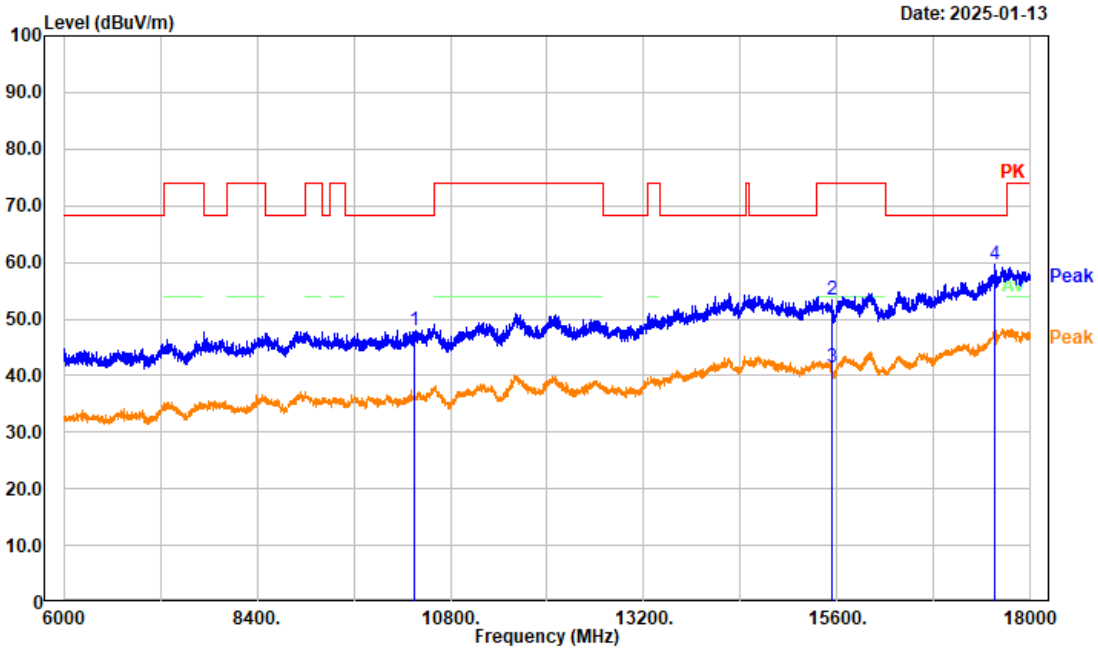

No.	Frequency (MHz)	Reading (dBµV)	Factor (dB/m)	Result (dBµV/m)	Limit (dBµV/m)	Margin (dB)	Detector
1	10360.000	34.64	13.24	47.88	68.20	20.32	Peak
2	15540.000	36.10	17.27	53.37	74.00	20.63	Peak
3	15540.000	24.25	17.27	41.52	54.00	12.48	Average
4	17548.800	35.99	23.59	59.58	68.20	8.62	Peak

```
Project No.: 2403A43118E-RF
     Tester: Tao Zhu
  Condition: PK trace RBW:1MHz; VBW:3MHz; SWT:0.3sec AV trace RBW:1MHz; VBW:5kHz; SWT:auto
Polarization: vertical
       Note: a Low Channel 5180MHz Band 1 Chain 0
```

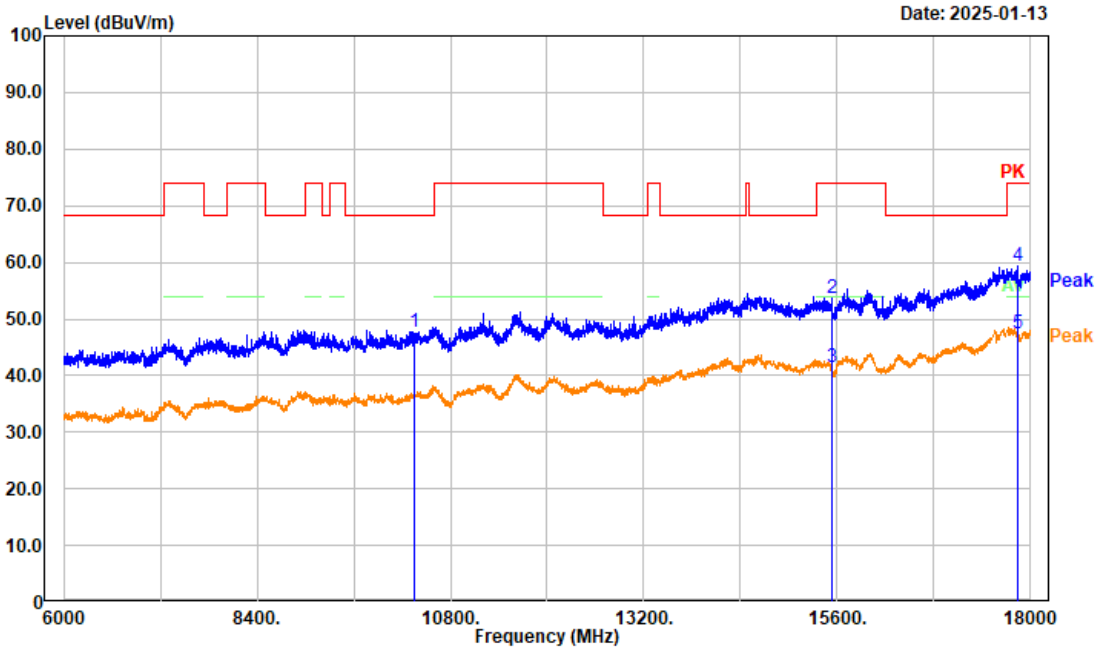

No.	Frequency (MHz)	Reading (dBµV)	Factor (dB/m)	Result (dBµV/m)	Limit (dBµV/m)	Margin (dB)	Detector
1	10360.000	34.34	13.24	47.58	68.20	20.62	Peak
2	15540.000	36.33	17.27	53.60	74.00	20.40	Peak
3	15540.000	24.31	17.27	41.58	54.00	12.42	Average
4	17834.400	33.51	25.72	59.23	74.00	14.77	Peak
5	17834.400	21.74	25.72	47.46	54.00	6.54	Average

```
Project No.: 2403A43118E-RF
     Tester: Tao Zhu
  Condition: PK trace RBW:1MHz; VBW:3MHz; SWT:0.3sec
Polarization: horizontal
       Note: n20 High Channel 5240MHz Band 1 Chain 0
```

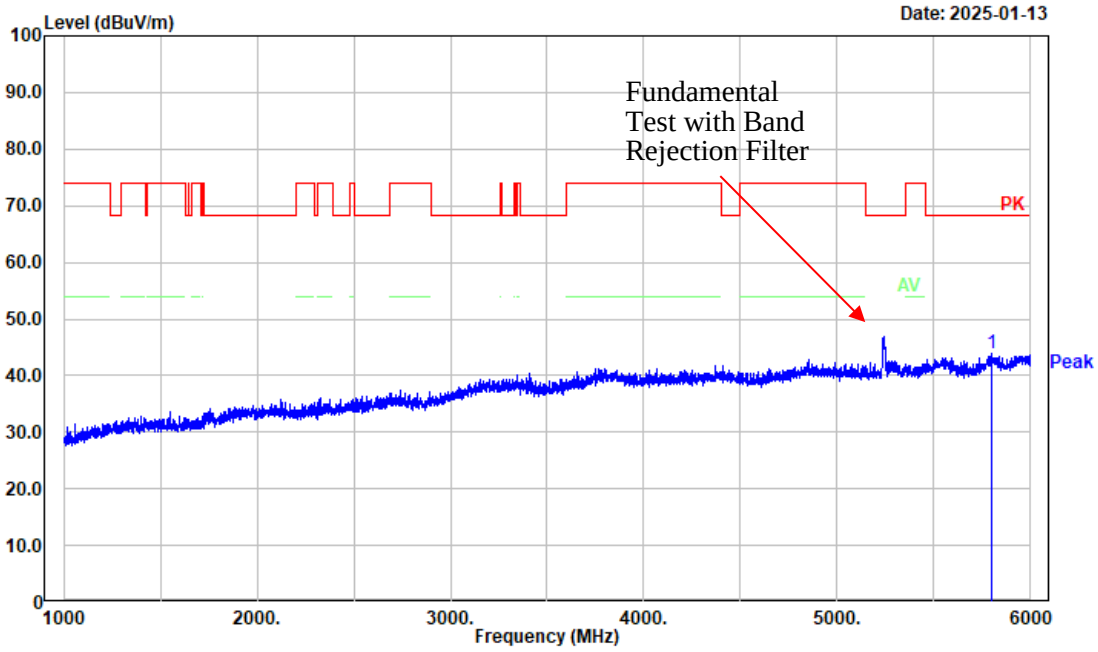

No.	Frequency (MHz)	Reading (dBμV)	Factor (dB/m)	Result (dBμV/m)	Limit (dBμV/m)	Margin (dB)	Detector
1	5798.000	34.23	9.54	43.77	68.20	24.43	Peak

```
Project No.: 2403A43118E-RF
     Tester: Tao Zhu
  Condition: PK trace RBW:1MHz; VBW:3MHz; SWT:0.3sec
Polarization: vertical
       Note: n20 High Channel 5240MHz Band 1 Chain 0
```

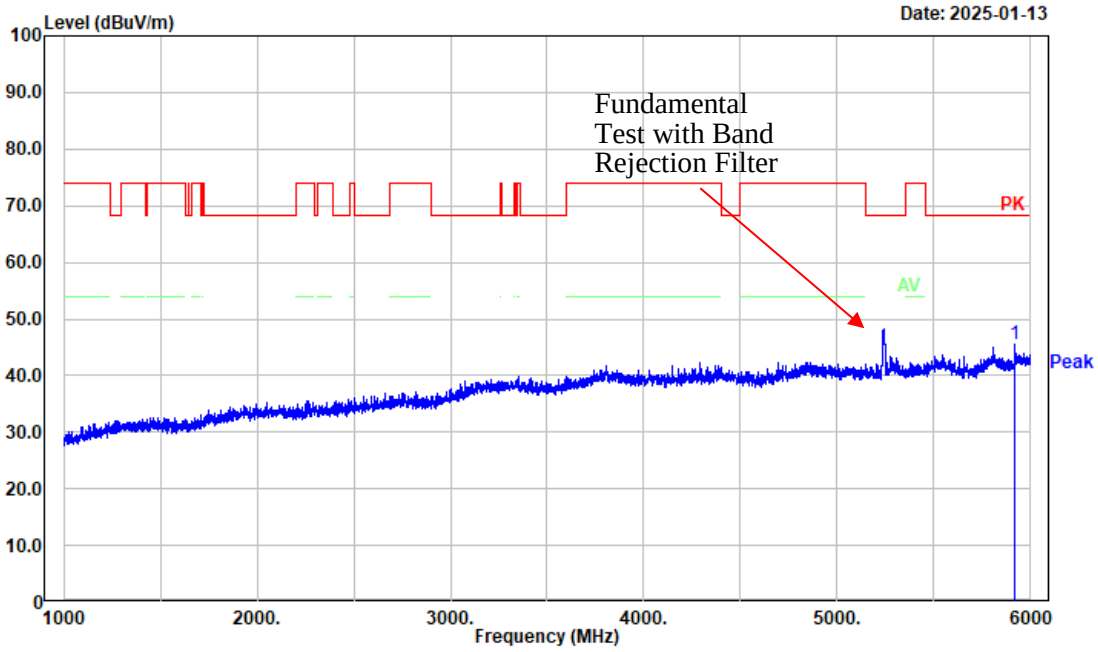

No.	Frequency (MHz)	Reading (dBμV)	Factor (dB/m)	Result (dBμV/m)	Limit (dBμV/m)	Margin (dB)	Detector
1	5921.000	35.77	9.79	45.56	68.20	22.64	Peak

```
Project No.: 2403A43118E-RF
     Tester: Tao Zhu
  Condition: PK trace RBW:1MHz; VBW:3MHz; SWT:0.3sec AV trace RBW:1MHz; VBW:5kHz; SWT:auto
Polarization: horizontal
       Note: n20 High Channel 5240MHz Band 1 Chain 0
```

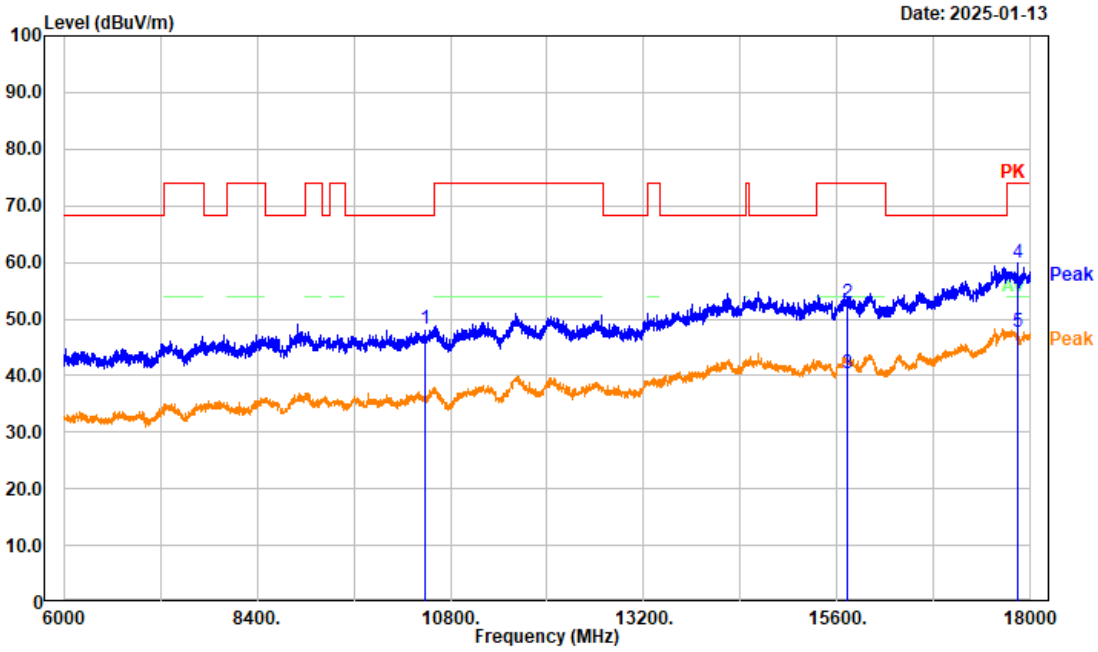

No.	Frequency (MHz)	Reading (dBµV)	Factor (dB/m)	Result (dBµV/m)	Limit (dBµV/m)	Margin (dB)	Detector
1	10480.000	34.21	14.13	48.34	68.20	19.86	Peak
2	15720.000	36.70	16.08	52.78	74.00	21.22	Peak
3	15720.000	24.21	16.08	40.29	54.00	13.71	Average
4	17836.800	34.05	25.71	59.76	74.00	14.24	Peak
5	17836.800	21.93	25.71	47.64	54.00	6.36	Average

```
Project No.: 2403A43118E-RF
     Tester: Tao Zhu
  Condition: PK trace RBW:1MHz; VBW:3MHz; SWT:0.3sec AV trace RBW:1MHz; VBW:5kHz; SWT:auto
Polarization: vertical
       Note: n20 High Channel 5240MHz Band 1 Chain 0
```

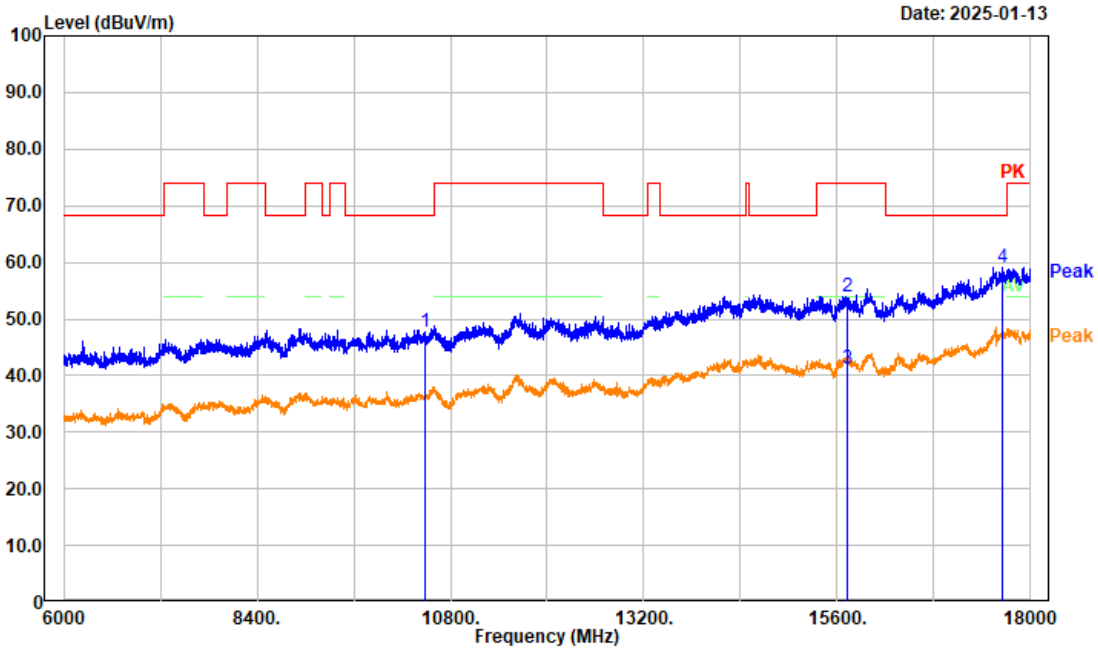

No.	Frequency (MHz)	Reading (dBµV)	Factor (dB/m)	Result (dBµV/m)	Limit (dBµV/m)	Margin (dB)	Detector
1	10480.000	33.58	14.13	47.71	68.20	20.49	Peak
2	15720.000	37.79	16.08	53.87	74.00	20.13	Peak
3	15720.000	25.14	16.08	41.22	54.00	12.78	Average
4	17642.400	34.13	25.07	59.20	68.20	9.00	Peak

```
Project No.: 2403A43118E-RF
     Tester: Tao Zhu
  Condition: PK trace RBW:1MHz; VBW:3MHz; SWT:0.3sec
Polarization: horizontal
       Note: n40 High Channel 5230MHz Band 1 Chain 0
```

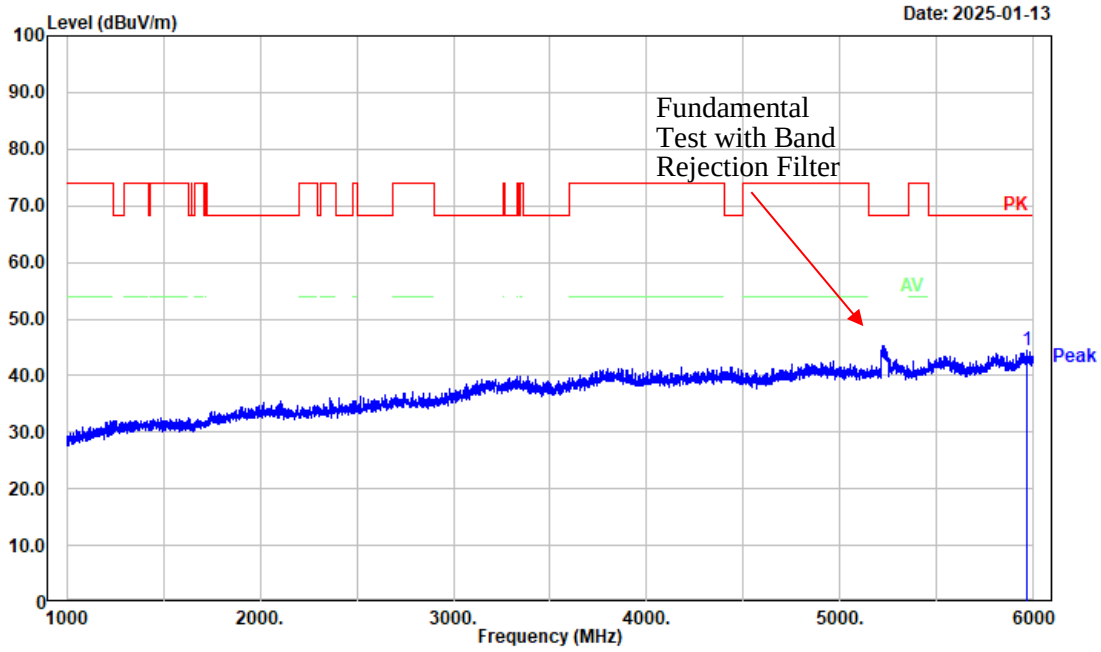

No.	Frequency (MHz)	Reading (dBμV)	Factor (dB/m)	Result (dBμV/m)	Limit (dBμV/m)	Margin (dB)	Detector
1	5963.000	34.26	10.12	44.38	68.20	23.82	Peak

```
Project No.: 2403A43118E-RF
     Tester: Tao Zhu
  Condition: PK trace RBW:1MHz; VBW:3MHz; SWT:0.3sec
Polarization: vertical
       Note: n40 High Channel 5230MHz Band 1 Chain 0
```

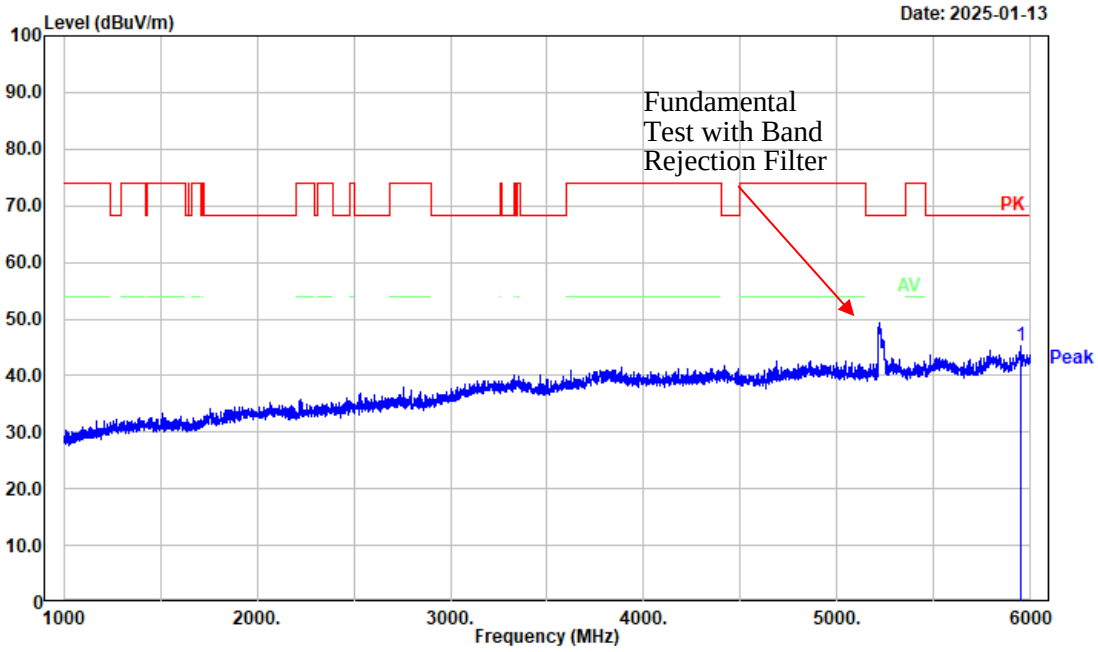

No.	Frequency (MHz)	Reading (dBμV)	Factor (dB/m)	Result (dBμV/m)	Limit (dBμV/m)	Margin (dB)	Detector
1	5948.000	35.21	10.04	45.25	68.20	22.95	Peak

```
Project No.: 2403A43118E-RF
     Tester: Tao Zhu
  Condition: PK trace RBW:1MHz; VBW:3MHz; SWT:0.3sec AV trace RBW:1MHz; VBW:5kHz; SWT:auto
Polarization: horizontal
       Note: n40 High Channel 5230MHz Band 1 Chain 0
```

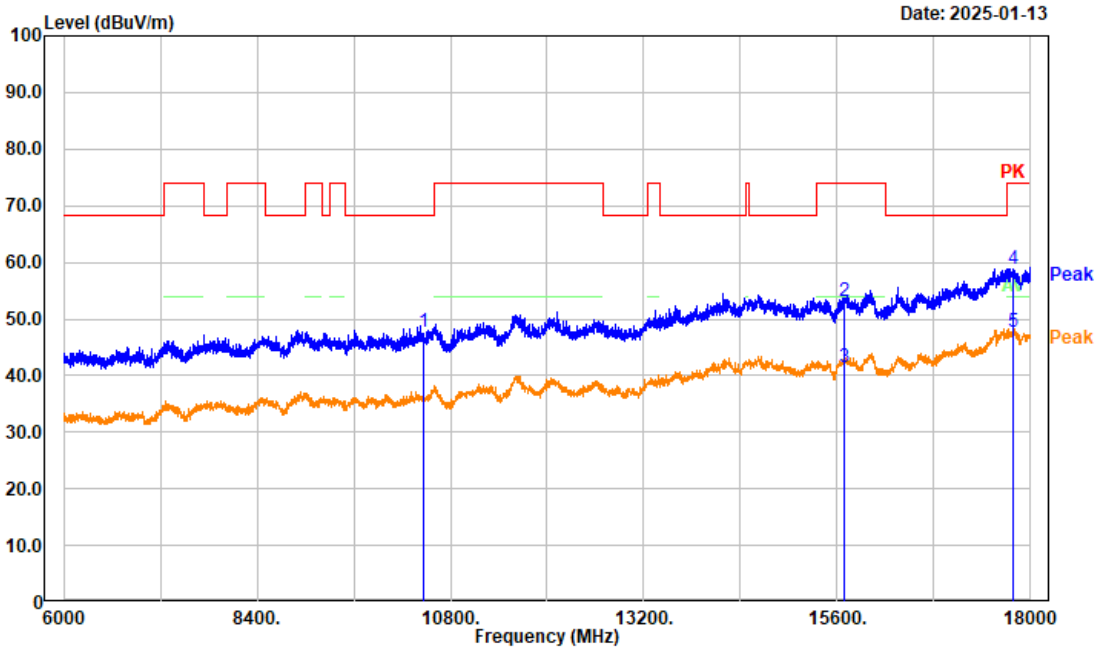

No.	Frequency (MHz)	Reading (dBµV)	Factor (dB/m)	Result (dBµV/m)	Limit (dBµV/m)	Margin (dB)	Detector
1	10460.000	33.58	14.00	47.58	68.20	20.62	Peak
2	15690.000	37.10	15.99	53.09	74.00	20.91	Peak
3	15690.000	25.36	15.99	41.35	54.00	12.65	Average
4	17774.400	33.13	25.81	58.94	74.00	15.06	Peak
5	17774.400	21.88	25.81	47.69	54.00	6.31	Average

```
Project No.: 2403A43118E-RF
     Tester: Tao Zhu
  Condition: PK trace RBW:1MHz; VBW:3MHz; SWT:0.3sec AV trace RBW:1MHz; VBW:5kHz; SWT:auto
Polarization: vertical
       Note: n40 High Channel 5230MHz Band 1 Chain 0
```

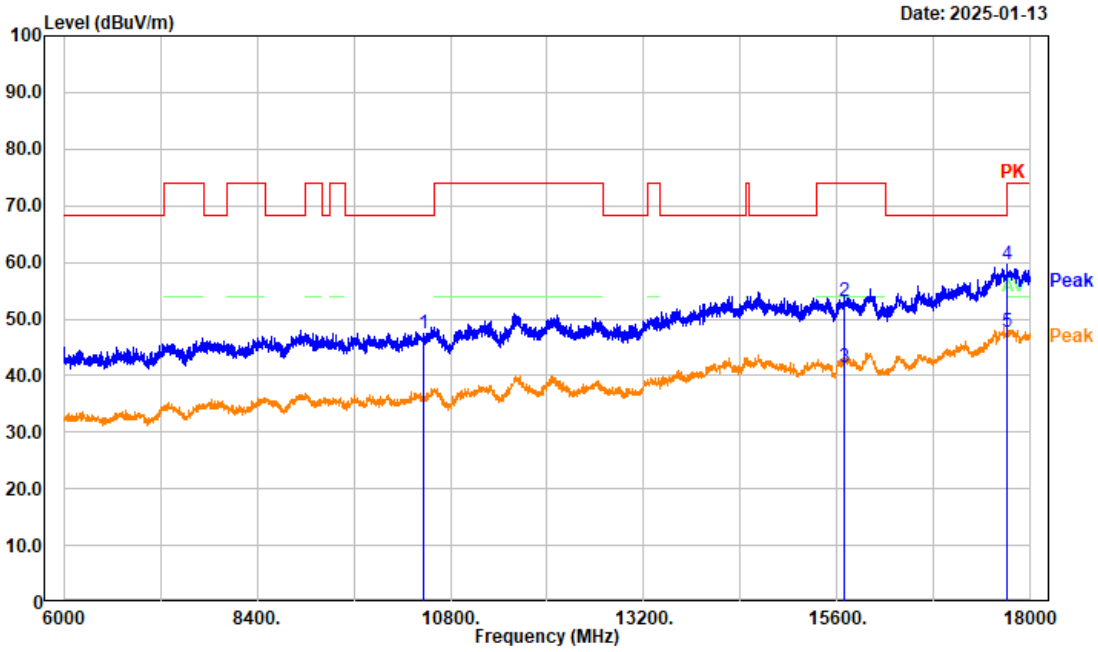

No.	Frequency (MHz)	Reading (dBµV)	Factor (dB/m)	Result (dBµV/m)	Limit (dBµV/m)	Margin (dB)	Detector
1	10460.000	33.41	14.00	47.41	68.20	20.79	Peak
2	15690.000	37.24	15.99	53.23	74.00	20.77	Peak
3	15690.000	25.40	15.99	41.39	54.00	12.61	Average
4	17702.400	33.81	25.91	59.72	74.00	14.28	Peak
5	17702.400	21.70	25.91	47.61	54.00	6.39	Average

```
Project No.: 2403A43118E-RF
     Tester: Tao Zhu
  Condition: PK trace RBW:1MHz; VBW:3MHz; SWT:0.3sec
Polarization: horizontal
       Note: ac80 Middle Channel 5210MHz Band 1 Chain 0
```

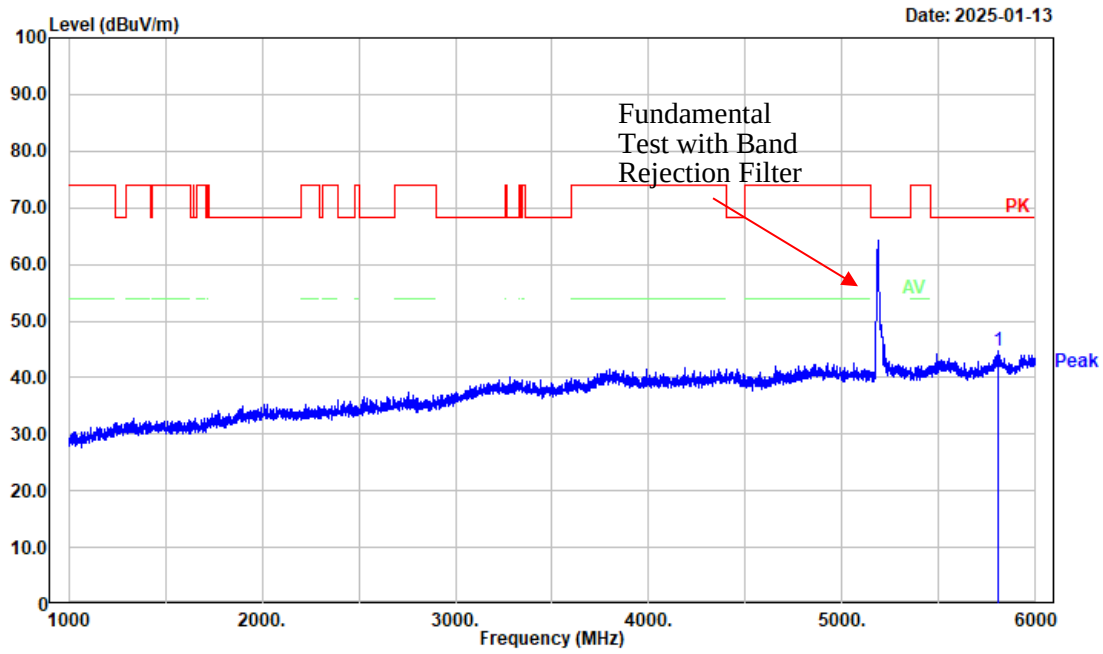

No.	Frequency (MHz)	Reading (dBμV)	Factor (dB/m)	Result (dBμV/m)	Limit (dBμV/m)	Margin (dB)	Detector
1	5806.000	35.23	9.51	44.74	68.20	23.46	Peak

```
Project No.: 2403A43118E-RF
     Tester: Tao Zhu
  Condition: PK trace RBW:1MHz; VBW:3MHz; SWT:0.3sec
Polarization: vertical
       Note: ac80 Middle Channel 5210MHz Band 1 Chain 0
```

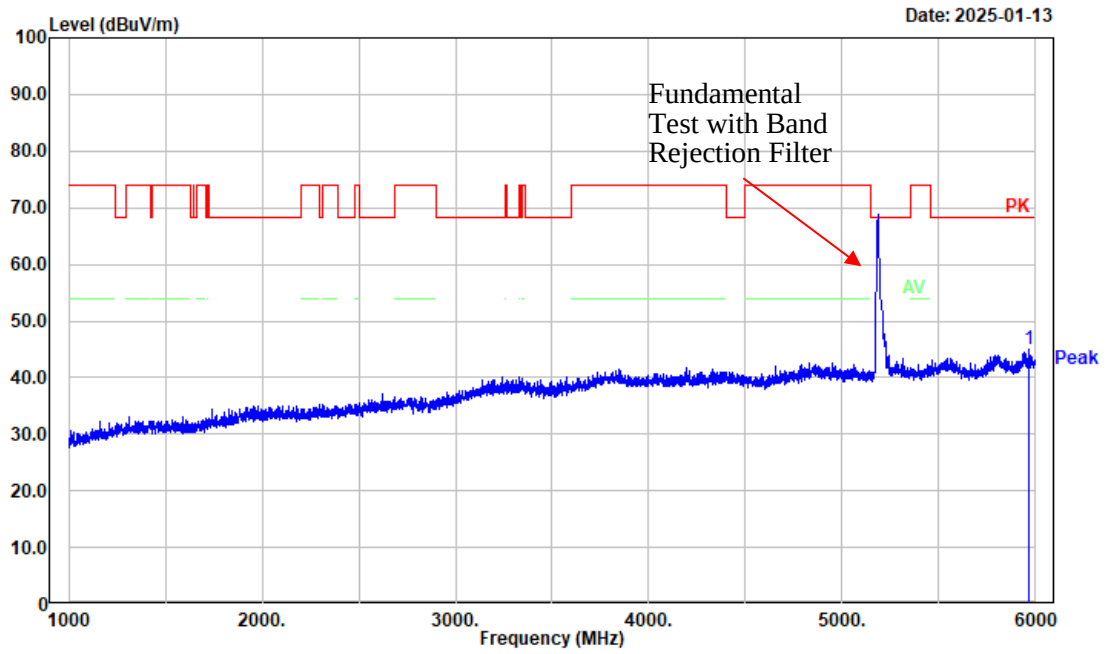

No.	Frequency (MHz)	Reading (dBμV)	Factor (dB/m)	Result (dBμV/m)	Limit (dBμV/m)	Margin (dB)	Detector
1	5969.000	34.76	10.14	44.90	68.20	23.30	Peak

```
Project No.: 2403A43118E-RF
     Tester: Tao Zhu
  Condition: PK trace RBW:1MHz; VBW:3MHz; SWT:0.3sec AV trace RBW:1MHz; VBW:5kHz; SWT:auto
Polarization: horizontal
       Note: ac80 Middle Channel 5210MHz Band 1 Chain 0
```

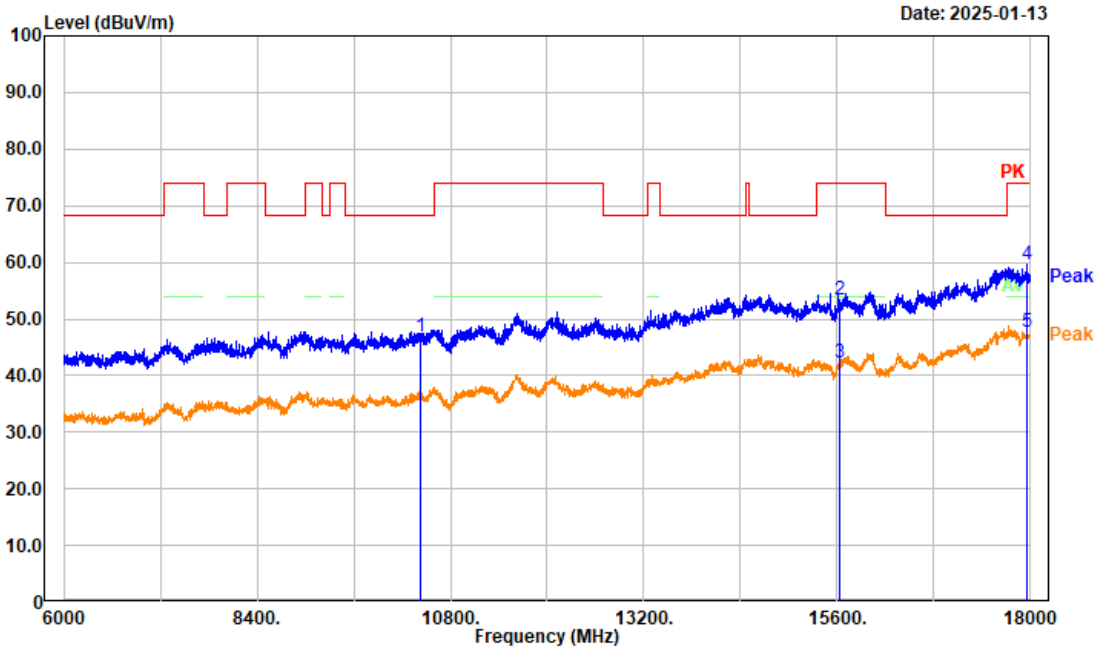

No.	Frequency (MHz)	Reading (dBµV)	Factor (dB/m)	Result (dBµV/m)	Limit (dBµV/m)	Margin (dB)	Detector
1	10420.000	33.23	13.74	46.97	68.20	21.23	Peak
2	15630.000	36.94	16.37	53.31	74.00	20.69	Peak
3	15630.000	25.88	16.37	42.25	54.00	11.75	Average
4	17959.200	34.10	25.54	59.64	74.00	14.36	Peak
5	17959.200	22.09	25.54	47.63	54.00	6.37	Average

```
Project No.: 2403A43118E-RF
     Tester: Tao Zhu
  Condition: PK trace RBW:1MHz; VBW:3MHz; SWT:0.3sec AV trace RBW:1MHz; VBW:5kHz; SWT:auto
Polarization: vertical
       Note: ac80 Middle Channel 5210MHz Band 1 Chain 0
```

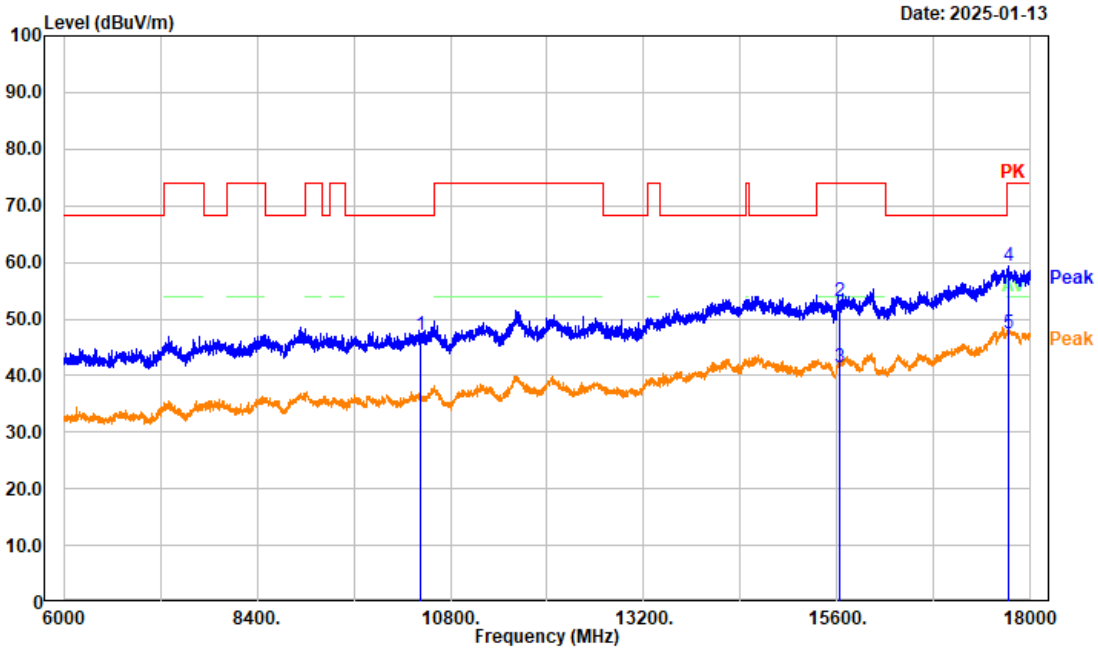

No.	Frequency (MHz)	Reading (dBµV)	Factor (dB/m)	Result (dBµV/m)	Limit (dBµV/m)	Margin (dB)	Detector
1	10420.000	33.47	13.74	47.21	68.20	20.99	Peak
2	15630.000	36.85	16.37	53.22	74.00	20.78	Peak
3	15630.000	25.21	16.37	41.58	54.00	12.42	Average
4	17724.000	33.45	25.87	59.32	74.00	14.68	Peak
5	17724.000	21.49	25.87	47.36	54.00	6.64	Average

```
Project No.: 2403A43118E-RF
     Tester: Tao Zhu
  Condition: PK trace RBW:1MHz; VBW:3MHz; SWT:0.3sec
Polarization: horizontal
       Note: ax20 Full High Channel 5240MHz Band 1 Chain 0
```

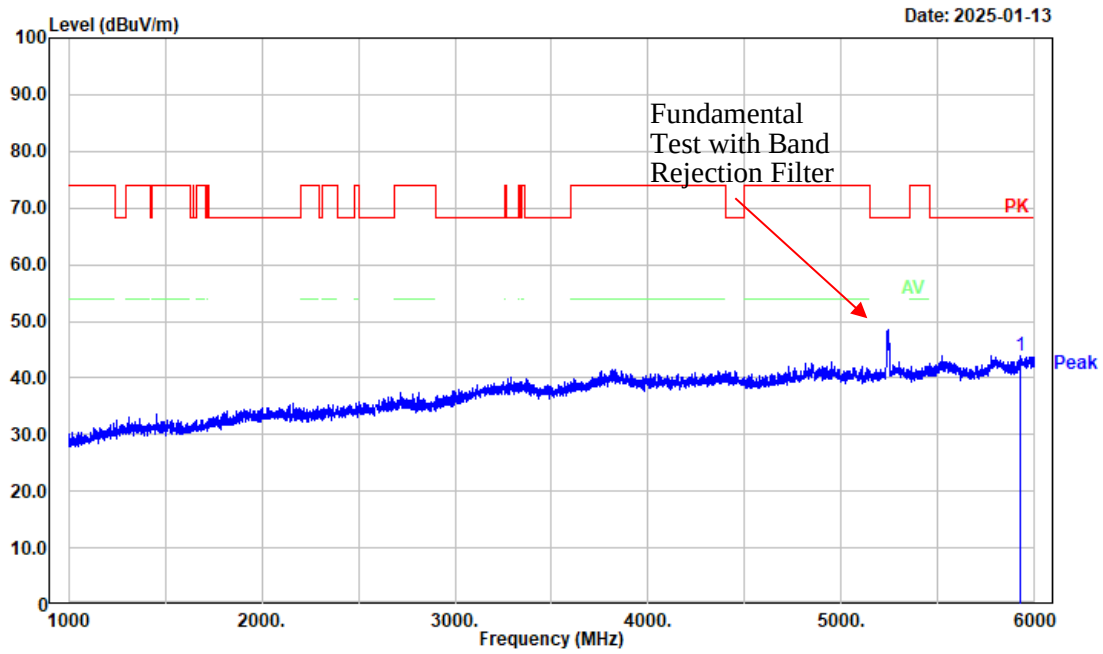

No.	Frequency (MHz)	Reading (dBμV)	Factor (dB/m)	Result (dBμV/m)	Limit (dBμV/m)	Margin (dB)	Detector
1	5922.000	34.10	9.81	43.91	68.20	24.29	Peak

```
Project No.: 2403A43118E-RF
     Tester: Tao Zhu
  Condition: PK trace RBW:1MHz; VBW:3MHz; SWT:0.3sec
Polarization: vertical
       Note: ax20 Full High Channel 5240MHz Band 1 Chain 0
```

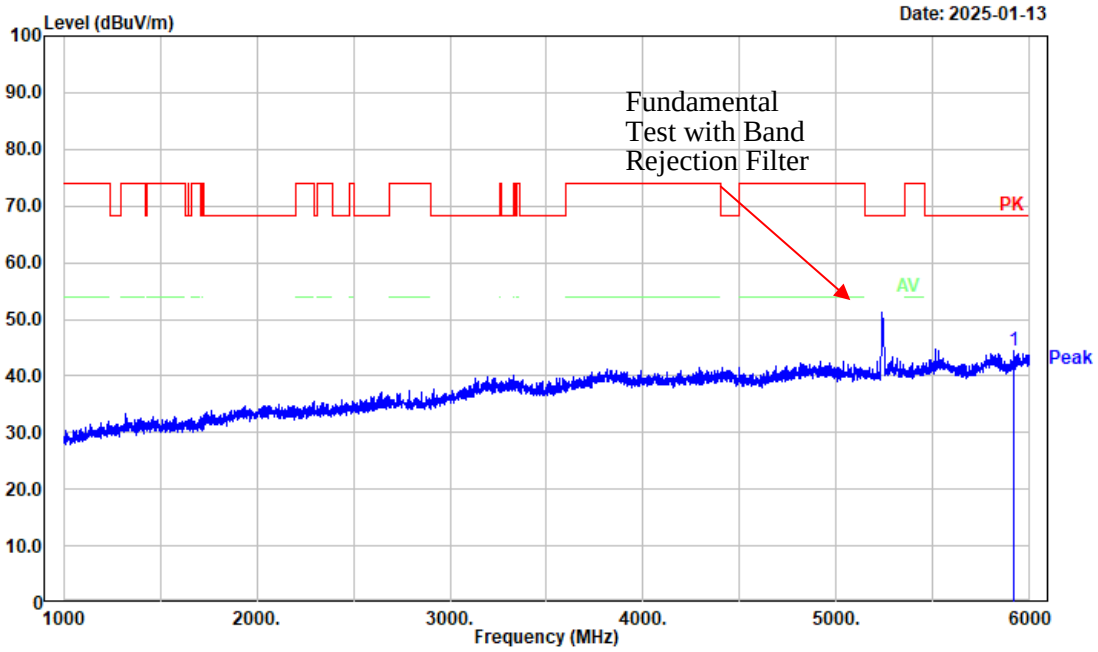

No.	Frequency (MHz)	Reading (dBμV)	Factor (dB/m)	Result (dBμV/m)	Limit (dBμV/m)	Margin (dB)	Detector
1	5920.000	34.72	9.78	44.50	68.20	23.70	Peak

```
Project No.: 2403A43118E-RF
     Tester: Tao Zhu
  Condition: PK trace RBW:1MHz; VBW:3MHz; SWT:0.3sec AV trace RBW:1MHz; VBW:5kHz; SWT:auto
Polarization: horizontal
       Note: ax20 Full High Channel 5240MHz Band 1 Chain 0
```

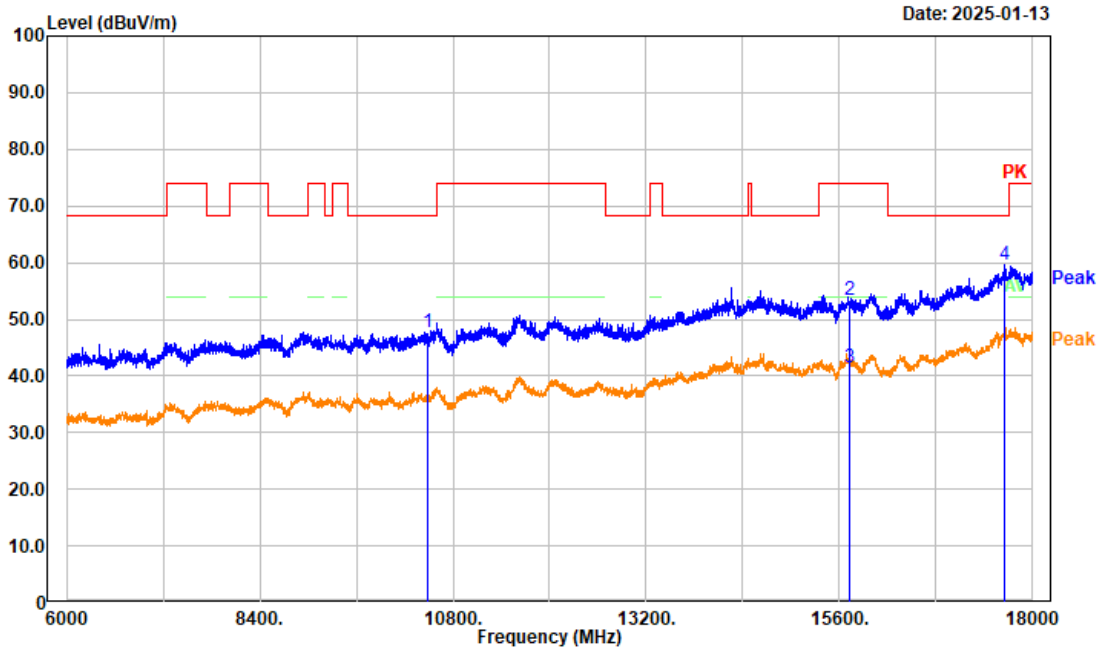

No.	Frequency (MHz)	Reading (dBµV)	Factor (dB/m)	Result (dBµV/m)	Limit (dBµV/m)	Margin (dB)	Detector
1	10480.000	33.55	14.13	47.68	68.20	20.52	Peak
2	15720.000	37.25	16.08	53.33	74.00	20.67	Peak
3	15720.000	25.45	16.08	41.53	54.00	12.47	Average
4	17656.800	34.22	25.28	59.50	68.20	8.70	Peak

```
Project No.: 2403A43118E-RF
     Tester: Tao Zhu
  Condition: PK trace RBW:1MHz; VBW:3MHz; SWT:0.3sec AV trace RBW:1MHz; VBW:5kHz; SWT:auto
Polarization: vertical
       Note: ax20 Full High Channel 5240MHz Band 1 Chain 0
```

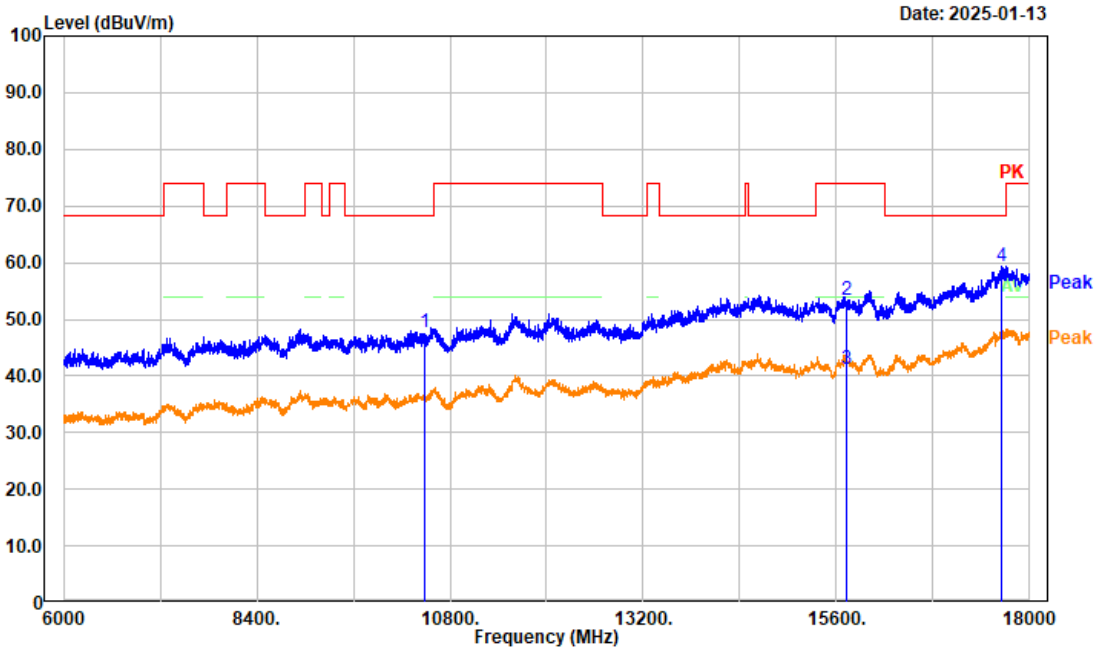

No.	Frequency (MHz)	Reading (dBµV)	Factor (dB/m)	Result (dBµV/m)	Limit (dBµV/m)	Margin (dB)	Detector
1	10480.000	33.58	14.13	47.71	68.20	20.49	Peak
2	15720.000	37.25	16.08	53.33	74.00	20.67	Peak
3	15720.000	25.17	16.08	41.25	54.00	12.75	Average
4	17642.400	34.29	25.07	59.36	68.20	8.84	Peak

```
Project No.: 2403A43118E-RF
     Tester: Tao Zhu
  Condition: PK trace RBW:1MHz; VBW:3MHz; SWT:0.3sec
Polarization: horizontal
       Note: ax40 Full High Channel 5230MHz Band 1 Chain 0
```

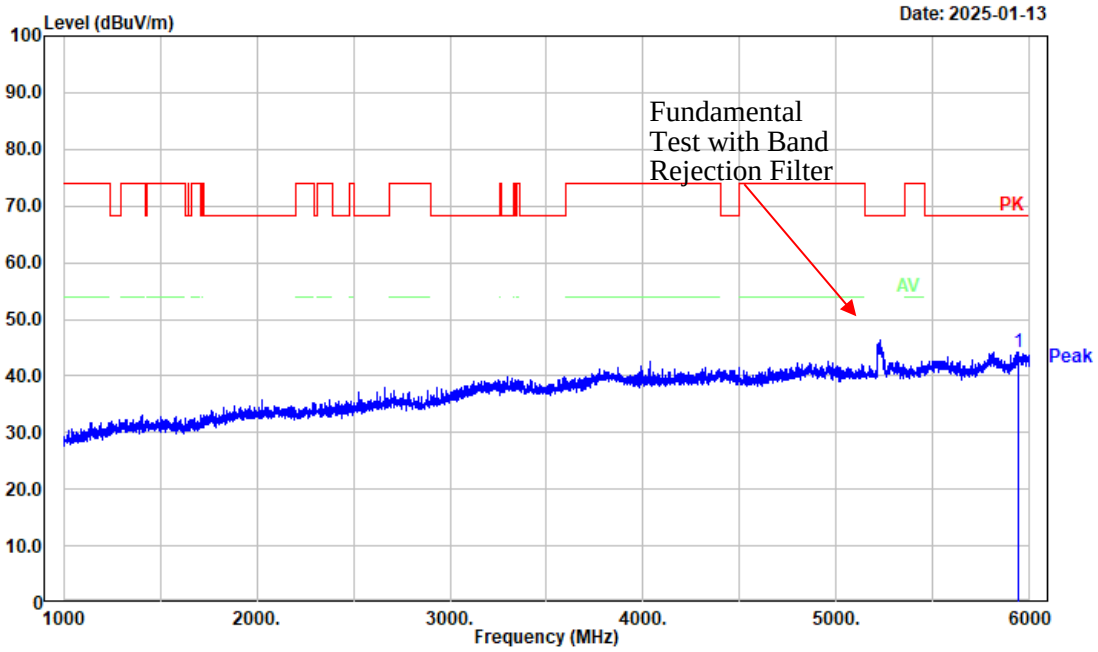

No.	Frequency (MHz)	Reading (dBµV)	Factor (dB/m)	Result (dBµV/m)	Limit (dBµV/m)	Margin (dB)	Detector
1	5940.000	34.29	9.97	44.26	68.20	23.94	Peak

```
Project No.: 2403A43118E-RF
     Tester: Tao Zhu
  Condition: PK trace RBW:1MHz; VBW:3MHz; SWT:0.3sec
Polarization: vertical
       Note: ax40 Full High Channel 5230MHz Band 1 Chain 0
```

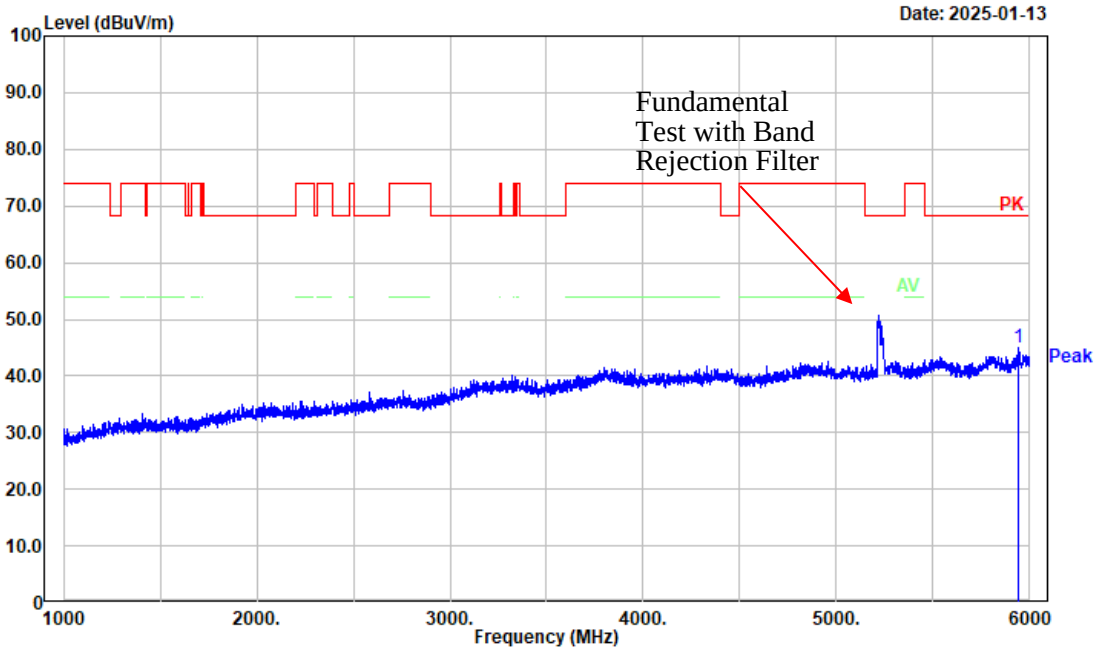

No.	Frequency (MHz)	Reading (dBµV)	Factor (dB/m)	Result (dBµV/m)	Limit (dBµV/m)	Margin (dB)	Detector
1	5941.000	34.88	9.97	44.85	68.20	23.35	Peak

```
Project No.: 2403A43118E-RF
     Tester: Tao Zhu
  Condition: PK trace RBW:1MHz; VBW:3MHz; SWT:0.3sec AV trace RBW:1MHz; VBW:5kHz; SWT:auto
Polarization: horizontal
       Note: ax40 Full High Channel 5230MHz Band 1 Chain 0
```

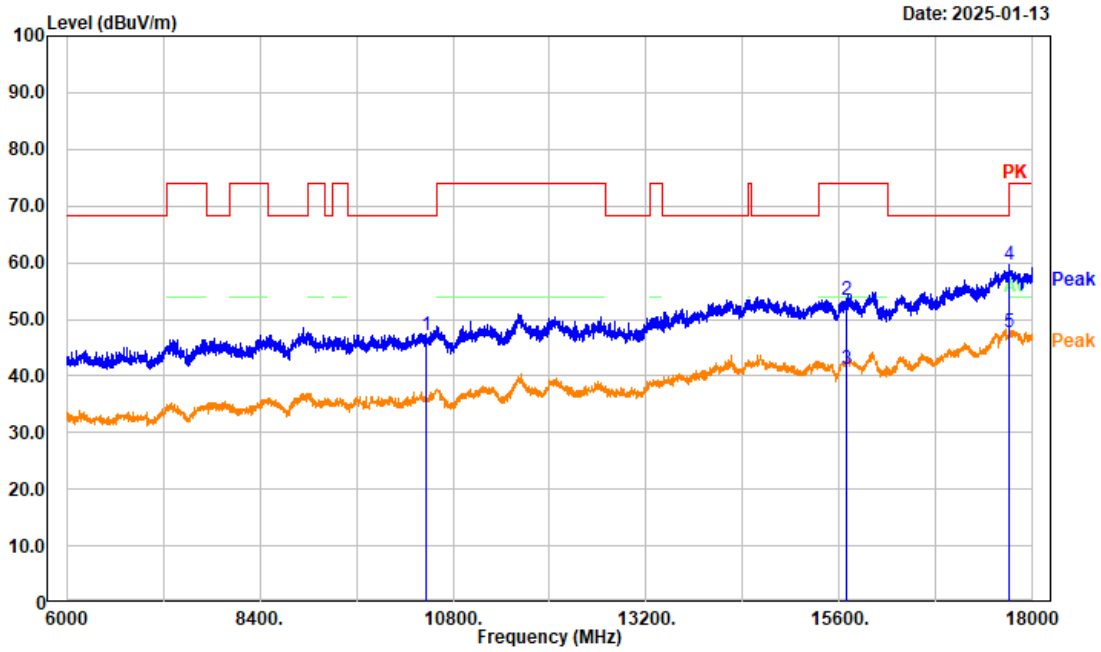

No.	Frequency (MHz)	Reading (dBµV)	Factor (dB/m)	Result (dBµV/m)	Limit (dBµV/m)	Margin (dB)	Detector
1	10460.000	33.16	14.00	47.16	68.20	21.04	Peak
2	15690.000	37.46	15.99	53.45	74.00	20.55	Peak
3	15690.000	25.24	15.99	41.23	54.00	12.77	Average
4	17714.400	33.85	25.89	59.74	74.00	14.26	Peak
5	17714.400	21.80	25.89	47.69	54.00	6.31	Average

```
Project No.: 2403A43118E-RF
     Tester: Tao Zhu
  Condition: PK trace RBW:1MHz; VBW:3MHz; SWT:0.3sec AV trace RBW:1MHz; VBW:5kHz; SWT:auto
Polarization: vertical
       Note: ax40 Full High Channel 5230MHz Band 1 Chain 0
```

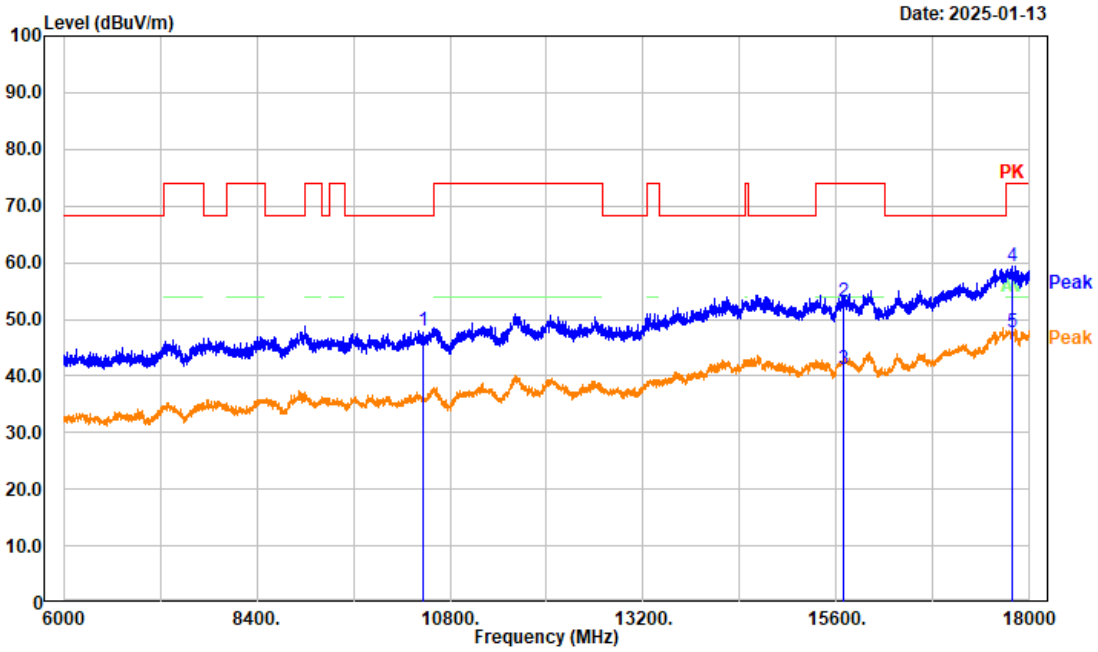

No.	Frequency (MHz)	Reading (dBµV)	Factor (dB/m)	Result (dBµV/m)	Limit (dBµV/m)	Margin (dB)	Detector
1	10460.000	34.10	14.00	48.10	68.20	20.10	Peak
2	15690.000	37.18	15.99	53.17	74.00	20.83	Peak
3	15690.000	25.26	15.99	41.25	54.00	12.75	Average
4	17784.000	33.68	25.79	59.47	74.00	14.53	Peak
5	17784.000	21.82	25.79	47.61	54.00	6.39	Average

```
Project No.: 2403A43118E-RF
     Tester: Tao Zhu
  Condition: PK trace RBW:1MHz; VBW:3MHz; SWT:0.3sec
Polarization: horizontal
       Note: ax80 Full Middle Channel 5210MHz Band 1 Chain 0
```

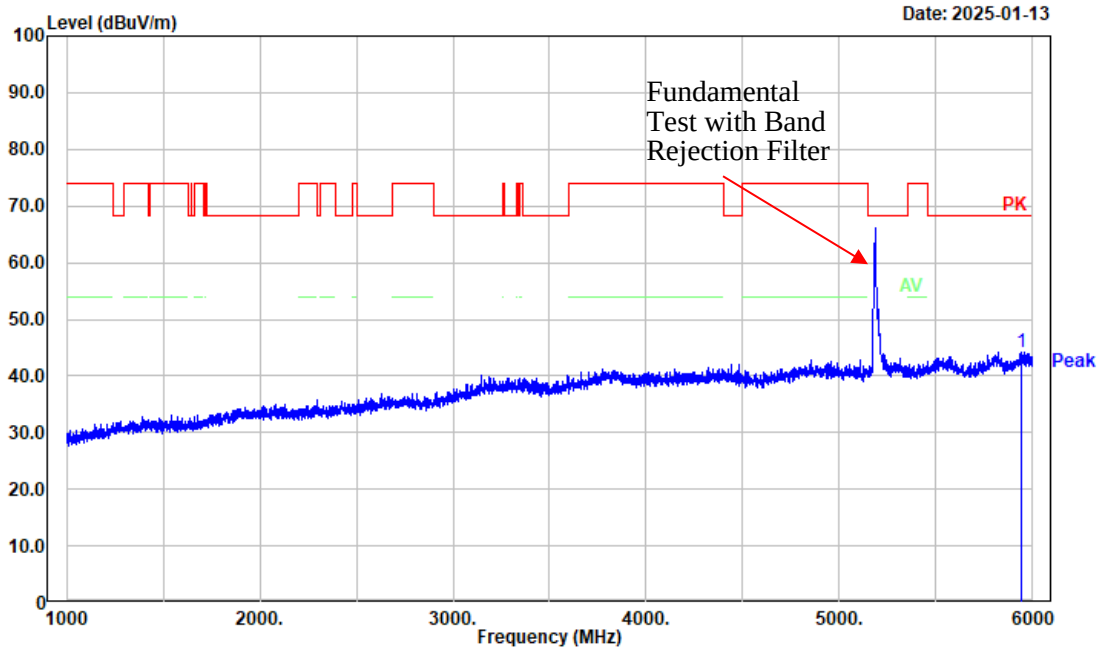

No.	Frequency (MHz)	Reading (dBμV)	Factor (dB/m)	Result (dBμV/m)	Limit (dBμV/m)	Margin (dB)	Detector
1	5943.000	34.10	9.99	44.09	68.20	24.11	Peak

```
Project No.: 2403A43118E-RF
     Tester: Tao Zhu
  Condition: PK trace RBW:1MHz; VBW:3MHz; SWT:0.3sec
Polarization: vertical
       Note: ax80 Full Middle Channel 5210MHz Band 1 Chain 0
```

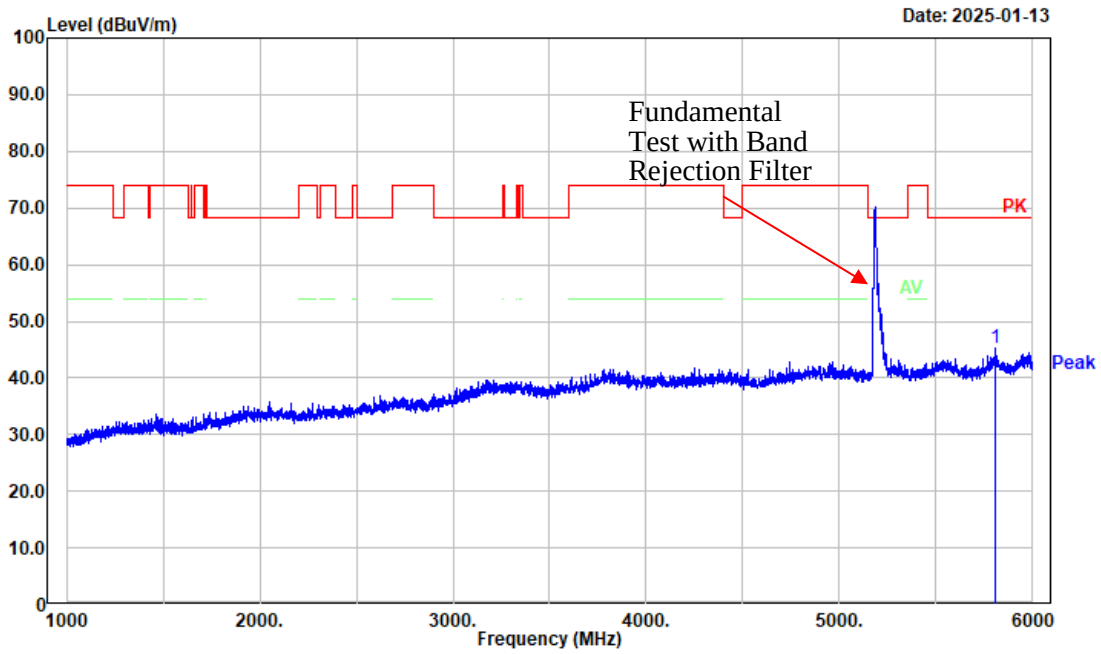

No.	Frequency (MHz)	Reading (dBµV)	Factor (dB/m)	Result (dBµV/m)	Limit (dBµV/m)	Margin (dB)	Detector
1	5806.000	35.64	9.51	45.15	68.20	23.05	Peak

```
Project No.: 2403A43118E-RF
     Tester: Tao Zhu
  Condition: PK trace RBW:1MHz; VBW:3MHz; SWT:0.3sec AV trace RBW:1MHz; VBW:5kHz; SWT:auto
Polarization: horizontal
       Note: ax80 Full Middle Channel 5210MHz Band 1 Chain 0
```

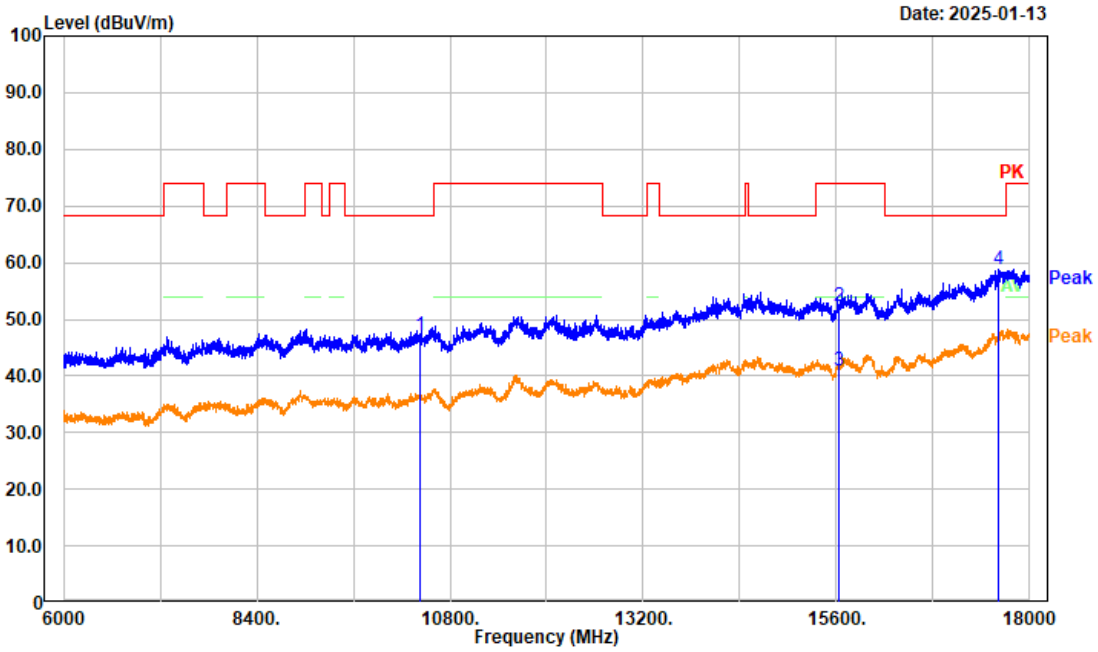

No.	Frequency (MHz)	Reading (dBµV)	Factor (dB/m)	Result (dBµV/m)	Limit (dBµV/m)	Margin (dB)	Detector
1	10420.000	33.32	13.74	47.06	68.20	21.14	Peak
2	15630.000	36.06	16.37	52.43	74.00	21.57	Peak
3	15630.000	24.51	16.37	40.88	54.00	13.12	Average
4	17606.400	34.20	24.55	58.75	68.20	9.45	Peak

```
Project No.: 2403A43118E-RF
     Tester: Tao Zhu
  Condition: PK trace RBW:1MHz; VBW:3MHz; SWT:0.3sec AV trace RBW:1MHz; VBW:5kHz; SWT:auto
Polarization: vertical
       Note: ax80 Full Middle Channel 5210MHz Band 1 Chain 0
```

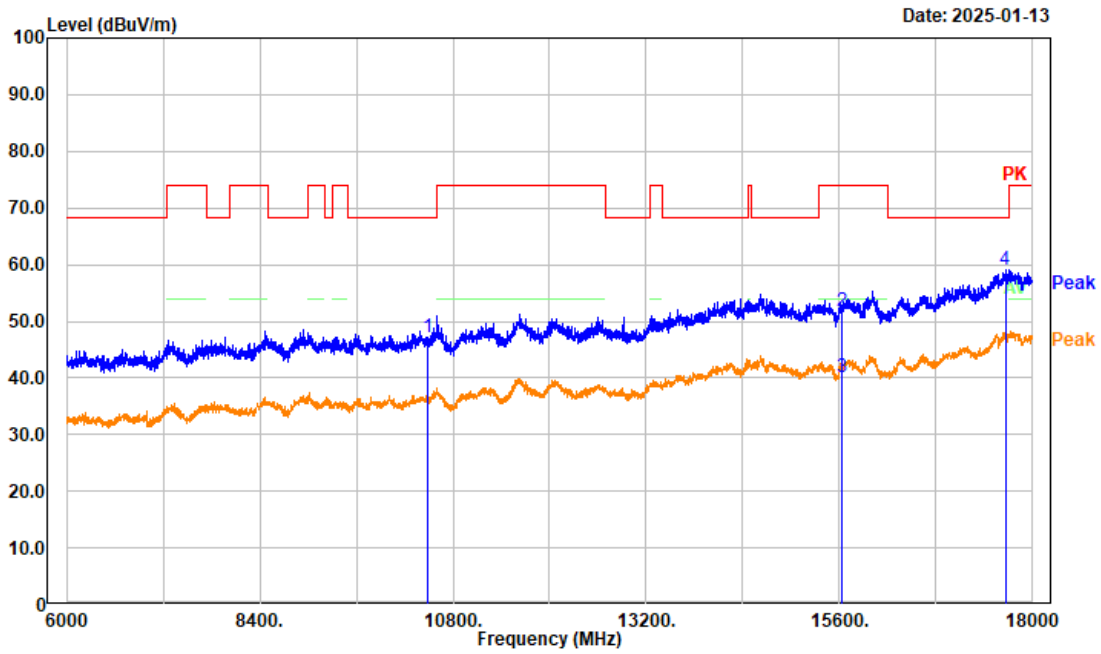

No.	Frequency (MHz)	Reading (dBµV)	Factor (dB/m)	Result (dBµV/m)	Limit (dBµV/m)	Margin (dB)	Detector
1	10480.000	32.96	14.13	47.09	68.20	21.11	Peak
2	15630.000	35.47	16.37	51.84	74.00	22.16	Peak
3	15630.000	23.69	16.37	40.06	54.00	13.94	Average
4	17659.200	33.81	25.31	59.12	68.20	9.08	Peak

```
Project No.: 2403A43118E-RF
     Tester: Tao Zhu
  Condition: PK trace RBW:1MHz; VBW:3MHz; SWT:0.3sec
Polarization: horizontal
       Note: ax20 26-8 High Channel 5240MHz Band 1 Chain 0
```

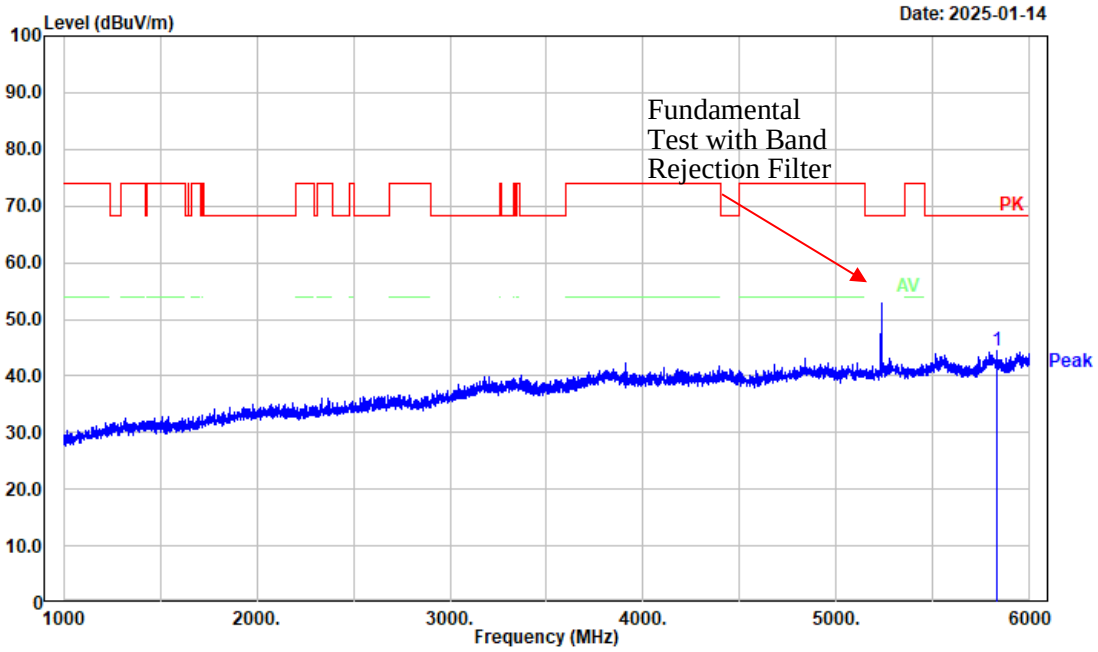

No.	Frequency (MHz)	Reading (dBµV)	Factor (dB/m)	Result (dBµV/m)	Limit (dBµV/m)	Margin (dB)	Detector
1	5828.000	35.07	9.40	44.47	68.20	23.73	Peak

```
Project No.: 2403A43118E-RF
     Tester: Tao Zhu
  Condition: PK trace RBW:1MHz; VBW:3MHz; SWT:0.3sec
Polarization: vertical
       Note: ax20 26-8 High Channel 5240MHz Band 1 Chain 0
```

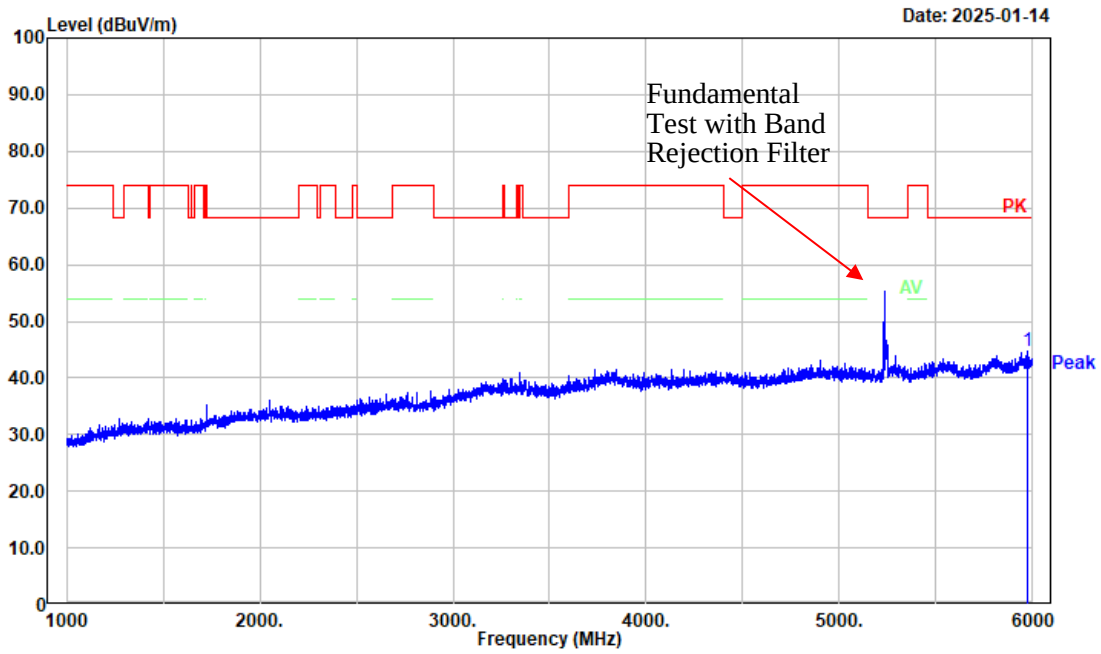

No.	Frequency (MHz)	Reading (dBμV)	Factor (dB/m)	Result (dBμV/m)	Limit (dBμV/m)	Margin (dB)	Detector
1	5970.000	34.48	10.14	44.62	68.20	23.58	Peak

```
Project No.: 2403A43118E-RF
     Tester: Tao Zhu
  Condition: PK trace RBW:1MHz; VBW:3MHz; SWT:0.3sec AV trace RBW:1MHz; VBW:5kHz; SWT:auto
Polarization: horizontal
       Note: ax20 26-8 High Channel 5240MHz Band 1 Chain 0
```

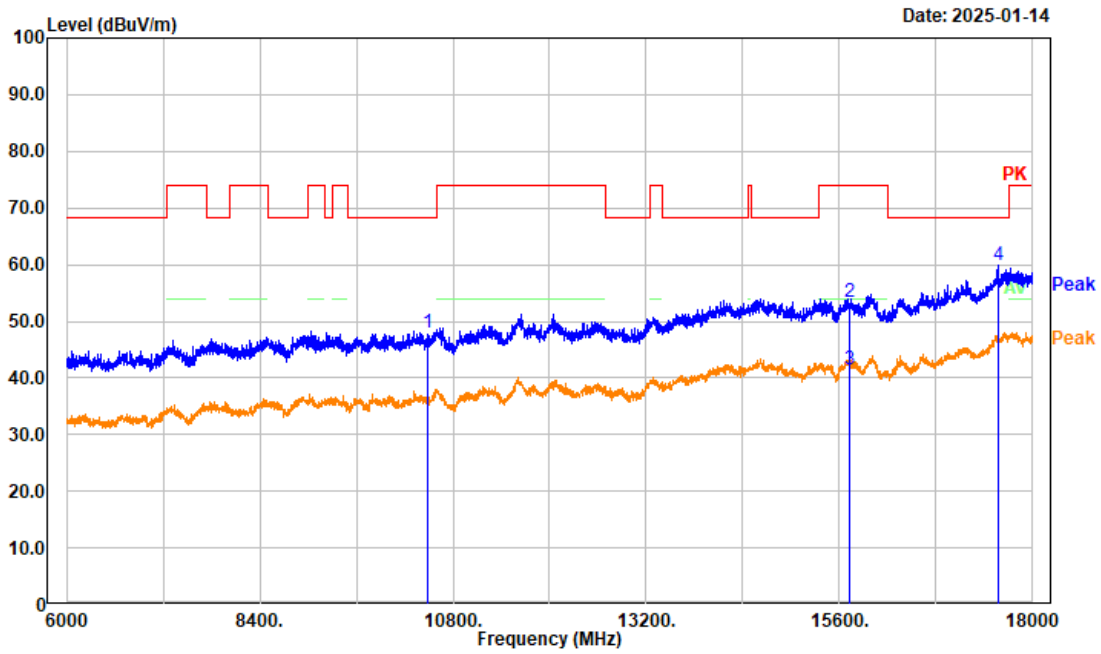

No.	Frequency (MHz)	Reading (dBµV)	Factor (dB/m)	Result (dBµV/m)	Limit (dBµV/m)	Margin (dB)	Detector
1	10480.000	33.72	14.13	47.85	68.20	20.35	Peak
2	15720.000	37.22	16.08	53.30	74.00	20.70	Peak
3	15720.000	25.41	16.08	41.49	54.00	12.51	Average
4	17565.600	35.89	23.87	59.76	68.20	8.44	Peak

```
Project No.: 2403A43118E-RF
     Tester: Tao Zhu
  Condition: PK trace RBW:1MHz; VBW:3MHz; SWT:0.3sec AV trace RBW:1MHz; VBW:5kHz; SWT:auto
Polarization: vertical
       Note: ax20 26-8 High Channel 5240MHz Band 1 Chain 0
```

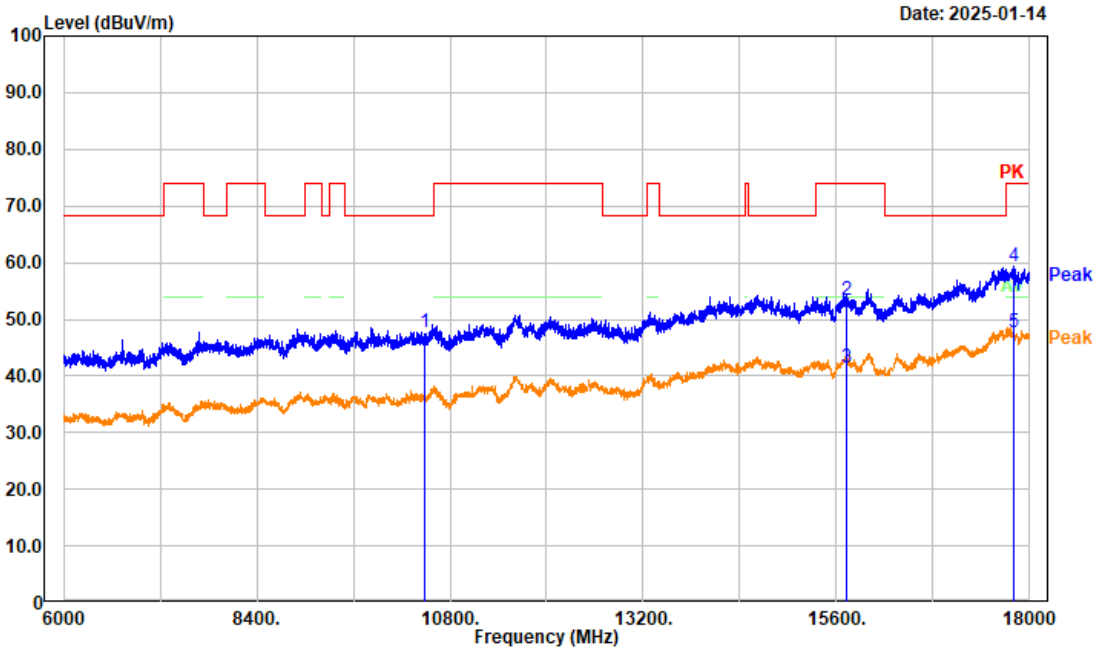

No.	Frequency (MHz)	Reading (dBµV)	Factor (dB/m)	Result (dBµV/m)	Limit (dBµV/m)	Margin (dB)	Detector
1	10480.000	33.47	14.13	47.60	68.20	20.60	Peak
2	15720.000	37.25	16.08	53.33	74.00	20.67	Peak
3	15720.000	25.36	16.08	41.44	54.00	12.56	Average
4	17803.200	33.70	25.77	59.47	74.00	14.53	Peak
5	17803.200	21.81	25.77	47.58	54.00	6.42	Average

```
Project No.: 2403A43118E-RF
     Tester: Tao Zhu
  Condition: PK trace RBW:1MHz; VBW:3MHz; SWT:0.3sec
Polarization: horizontal
       Note: ax40 26-17 High Channel 5230MHz Band 1 Chain 0
```

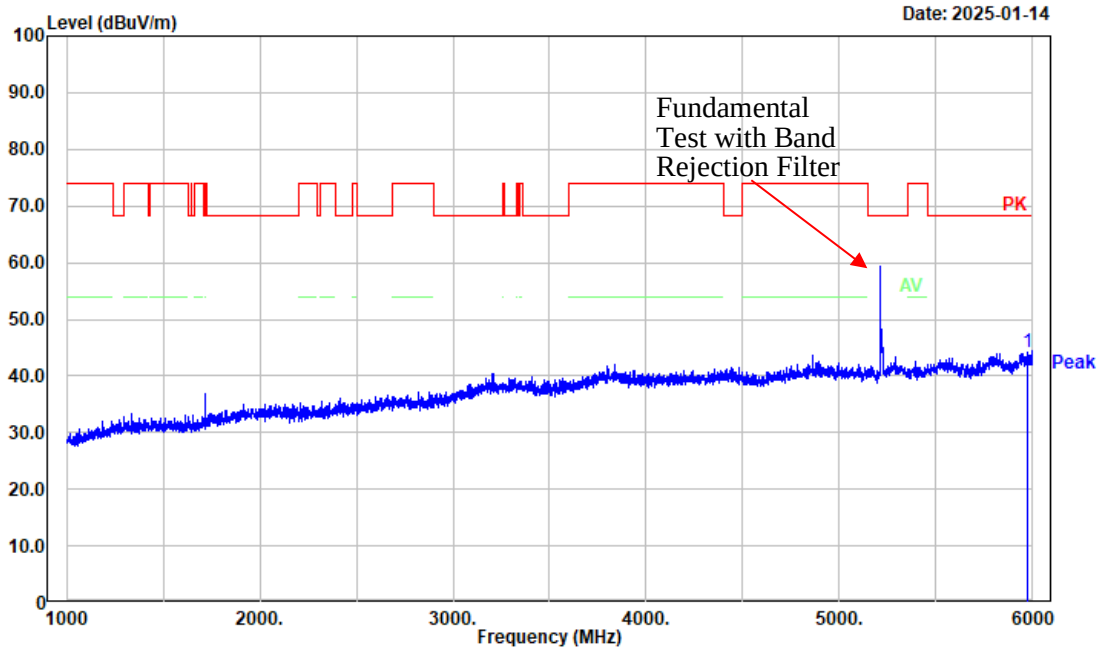

No.	Frequency (MHz)	Reading (dBµV)	Factor (dB/m)	Result (dBµV/m)	Limit (dBµV/m)	Margin (dB)	Detector
1	5976.000	34.00	10.17	44.17	68.20	24.03	Peak

```
Project No.: 2403A43118E-RF
     Tester: Tao Zhu
  Condition: PK trace RBW:1MHz; VBW:3MHz; SWT:0.3sec
Polarization: vertical
       Note: ax40 26-17 High Channel 5230MHz Band 1 Chain 0
```

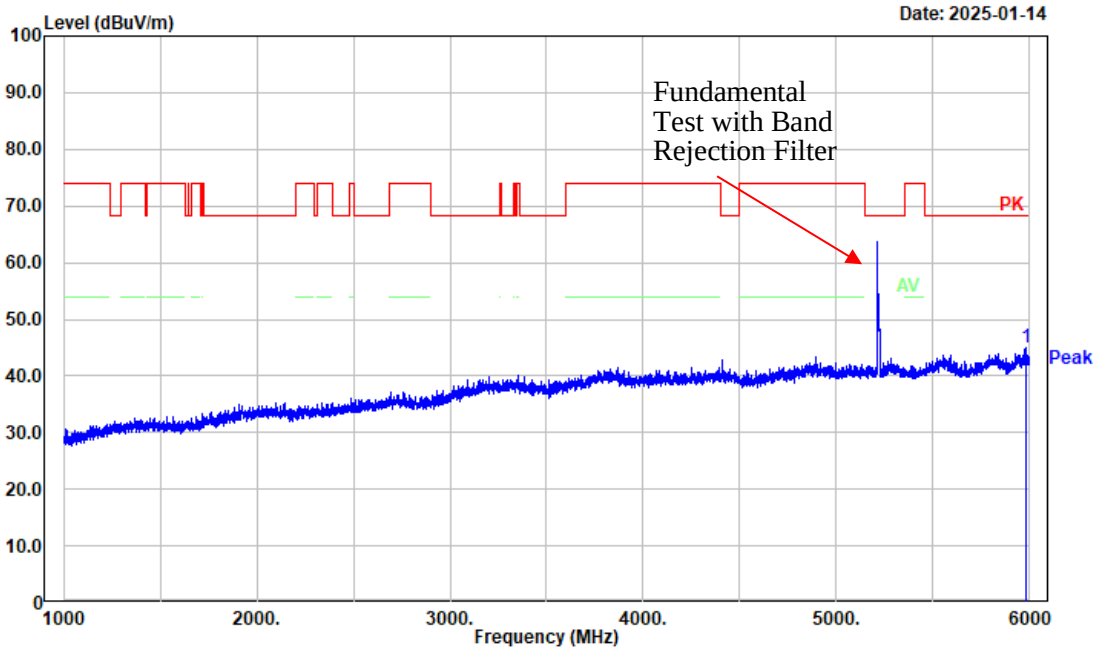

No.	Frequency (MHz)	Reading (dBμV)	Factor (dB/m)	Result (dBμV/m)	Limit (dBμV/m)	Margin (dB)	Detector
1	5981.000	34.72	10.19	44.91	68.20	23.29	Peak

```
Project No.: 2403A43118E-RF
     Tester: Tao Zhu
  Condition: PK trace RBW:1MHz; VBW:3MHz; SWT:0.3sec AV trace RBW:1MHz; VBW:5kHz; SWT:auto
Polarization: horizontal
       Note: ax40 26-17 High Channel 5230MHz Band 1 Chain 0
```

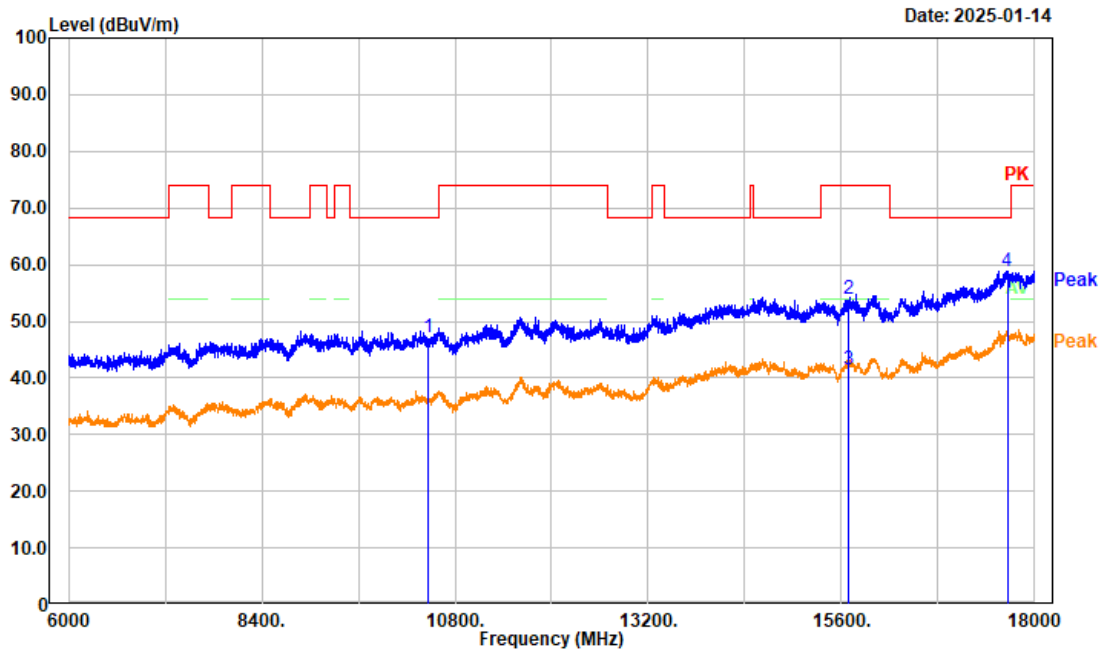

No.	Frequency (MHz)	Reading (dBµV)	Factor (dB/m)	Result (dBµV/m)	Limit (dBµV/m)	Margin (dB)	Detector
1	10460.000	33.10	14.00	47.10	68.20	21.10	Peak
2	15690.000	37.85	15.99	53.84	74.00	20.16	Peak
3	15690.000	25.41	15.99	41.40	54.00	12.60	Average
4	17659.200	33.56	25.31	58.87	68.20	9.33	Peak

```
Project No.: 2403A43118E-RF
     Tester: Tao Zhu
  Condition: PK trace RBW:1MHz; VBW:3MHz; SWT:0.3sec AV trace RBW:1MHz; VBW:5kHz; SWT:auto
Polarization: vertical
       Note: ax40 26-17 High Channel 5230MHz Band 1 Chain 0
```

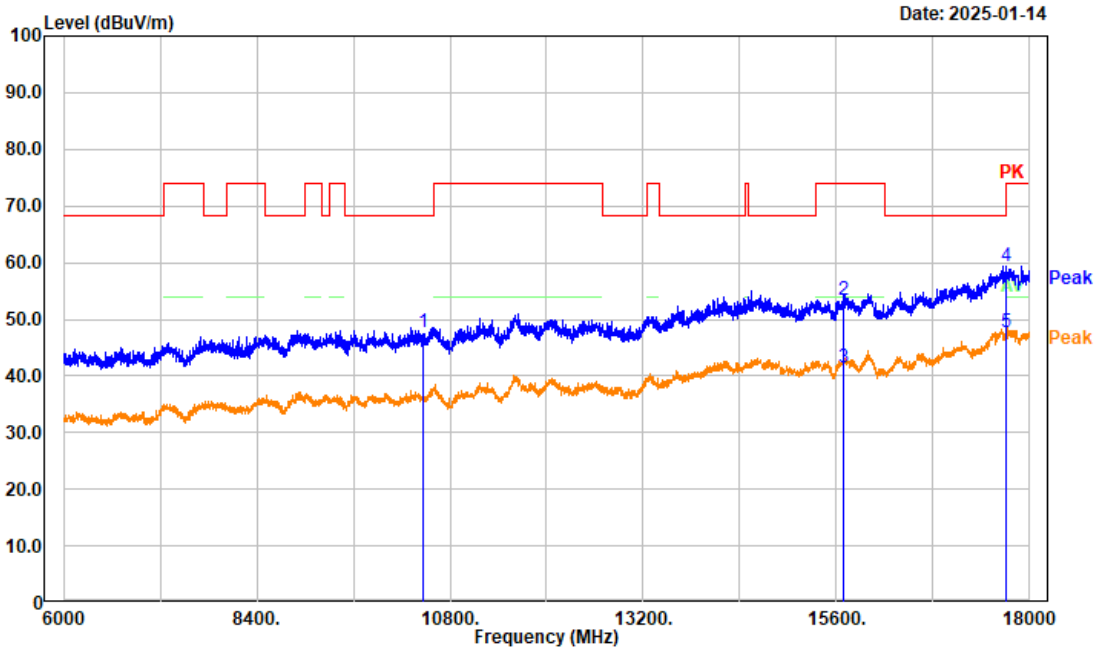

No.	Frequency (MHz)	Reading (dBµV)	Factor (dB/m)	Result (dBµV/m)	Limit (dBµV/m)	Margin (dB)	Detector
1	10460.000	33.58	14.00	47.58	68.20	20.62	Peak
2	15690.000	37.41	15.99	53.40	74.00	20.60	Peak
3	15690.000	25.36	15.99	41.35	54.00	12.65	Average
4	17707.200	33.46	25.89	59.35	74.00	14.65	Peak
5	17707.200	21.69	25.89	47.58	54.00	6.42	Average

```
Project No.: 2403A43118E-RF
     Tester: Tao Zhu
  Condition: PK trace RBW:1MHz; VBW:3MHz; SWT:0.3sec
Polarization: horizontal
       Note: ax80 26-0 Middle Channel 5210MHz Band 1 Chain 0
```

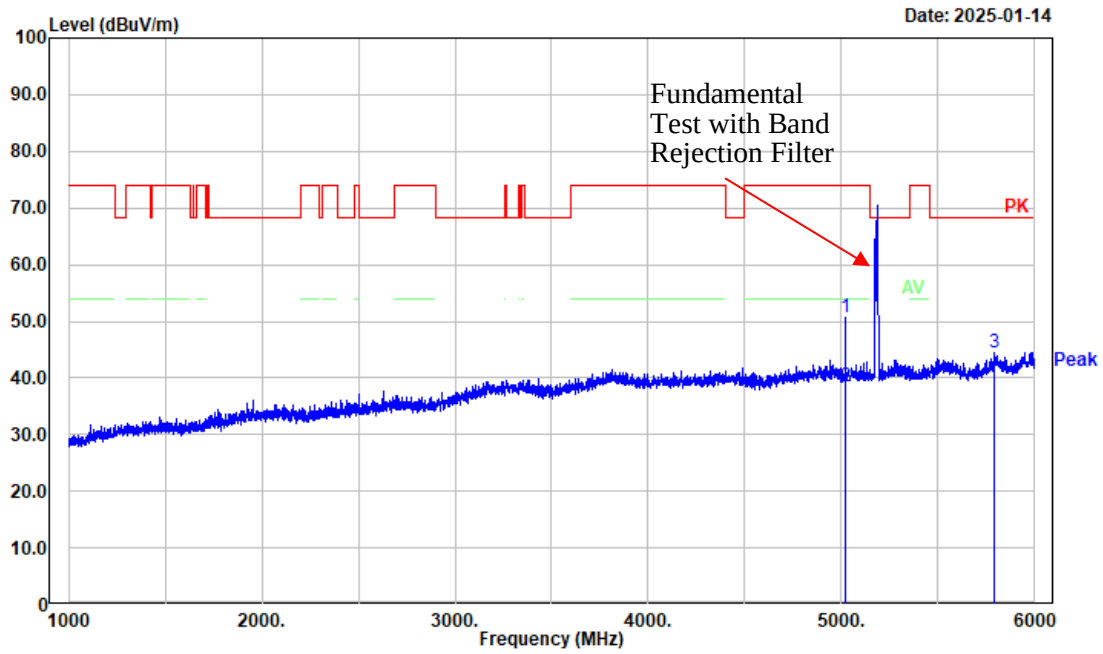

No.	Frequency (MHz)	Reading (dBμV)	Factor (dB/m)	Result (dBμV/m)	Limit (dBμV/m)	Margin (dB)	Detector
1	5022.000	41.95	8.78	50.73	74.00	23.27	Peak
2	5022.000	29.74	8.78	38.52	54.00	15.48	Average
3	5791.000	34.96	9.52	44.48	68.20	23.72	Peak

```
Project No.: 2403A43118E-RF
     Tester: Tao Zhu
  Condition: PK trace RBW:1MHz; VBW:3MHz; SWT:0.3sec
Polarization: vertical
       Note: ax80 26-0 Middle Channel 5210MHz Band 1 Chain 0
```

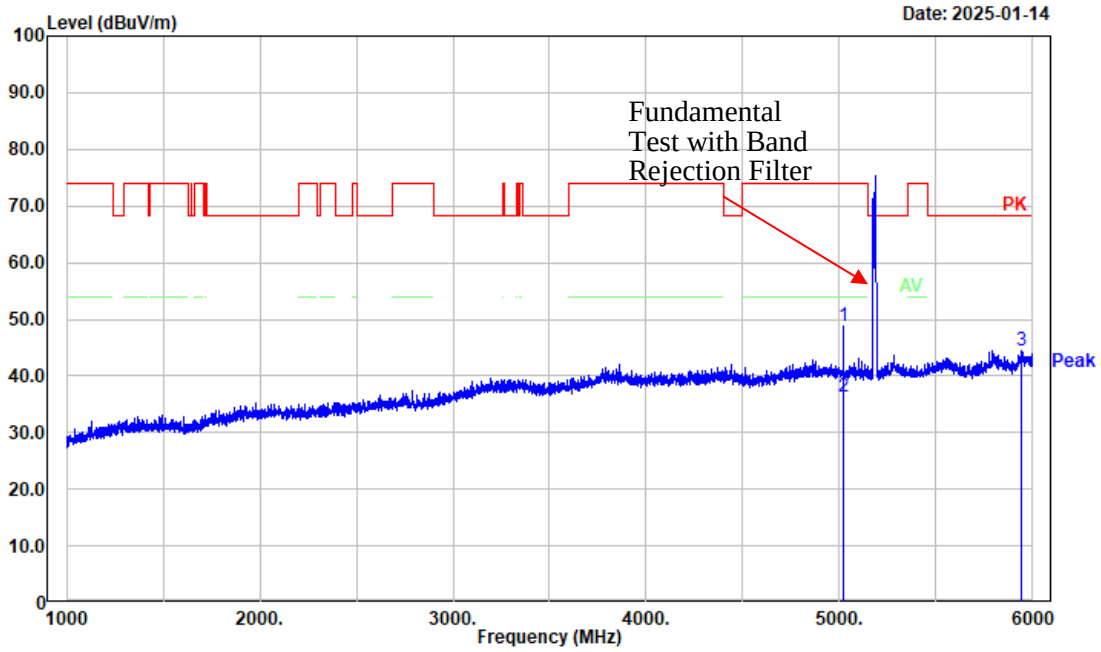

No.	Frequency (MHz)	Reading (dBμV)	Factor (dB/m)	Result (dBμV/m)	Limit (dBμV/m)	Margin (dB)	Detector
1	5020.000	40.02	8.77	48.79	74.00	25.21	Peak
2	5020.000	27.44	8.77	36.21	54.00	17.79	Average
3	5940.000	34.59	9.97	44.56	68.20	23.64	Peak

```
Project No.: 2403A43118E-RF
     Tester: Tao Zhu
  Condition: PK trace RBW:1MHz; VBW:3MHz; SWT:0.3sec AV trace RBW:1MHz; VBW:5kHz; SWT:auto
Polarization: horizontal
       Note: ax80 26-0 Middle Channel 5210MHz Band 1 Chain 0
```

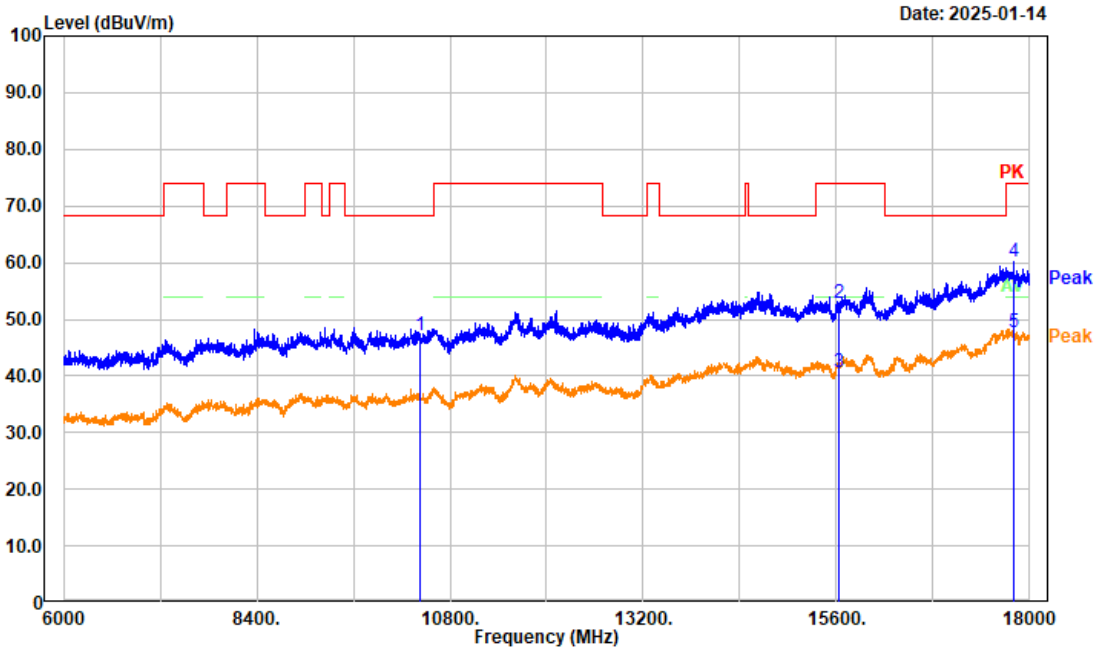

No.	Frequency (MHz)	Reading (dBµV)	Factor (dB/m)	Result (dBµV/m)	Limit (dBµV/m)	Margin (dB)	Detector
1	10420.000	33.31	13.74	47.05	68.20	21.15	Peak
2	15630.000	36.41	16.37	52.78	74.00	21.22	Peak
3	15630.000	24.21	16.37	40.58	54.00	13.42	Average
4	17803.200	34.26	25.77	60.03	74.00	13.97	Peak
5	17803.200	21.89	25.77	47.66	54.00	6.34	Average

```
Project No.: 2403A43118E-RF
     Tester: Tao Zhu
  Condition: PK trace RBW:1MHz; VBW:3MHz; SWT:0.3sec AV trace RBW:1MHz; VBW:5kHz; SWT:auto
Polarization: vertical
       Note: ax80 26-0 Middle Channel 5210MHz Band 1 Chain 0
```

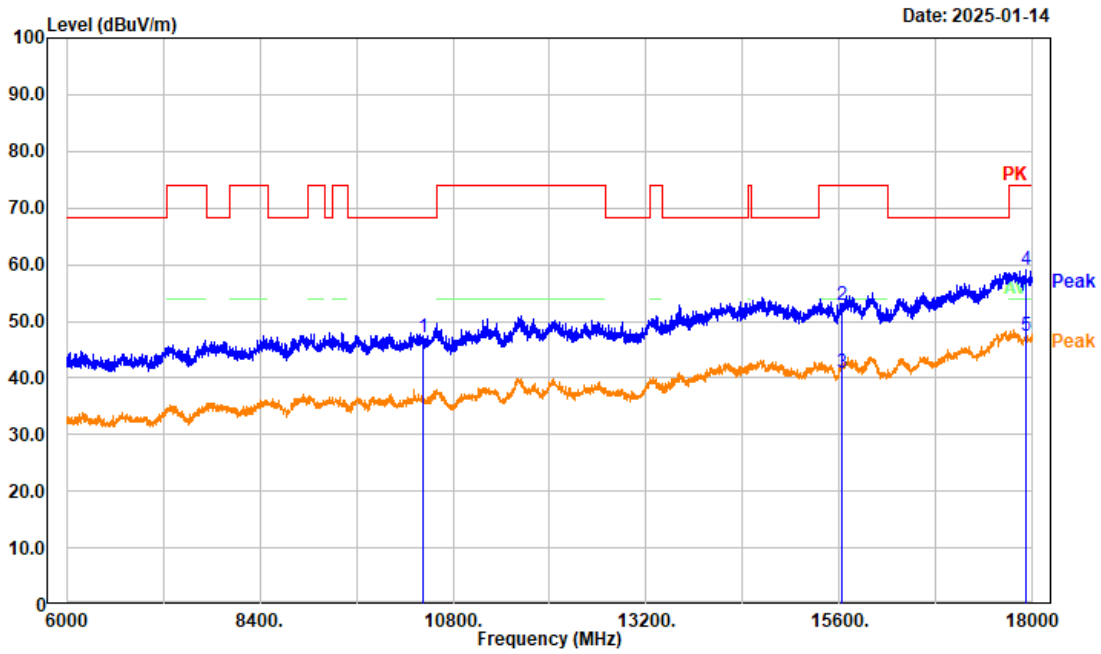

No.	Frequency (MHz)	Reading (dBµV)	Factor (dB/m)	Result (dBµV/m)	Limit (dBµV/m)	Margin (dB)	Detector
1	10420.000	33.54	13.74	47.28	68.20	20.92	Peak
2	15630.000	36.41	16.37	52.78	74.00	21.22	Peak
3	15630.000	24.53	16.37	40.90	54.00	13.10	Average
4	17923.200	33.58	25.58	59.16	74.00	14.84	Peak
5	17923.200	21.97	25.58	47.55	54.00	6.45	Average

```
Project No.: 2403A43118E-RF
     Tester: Tao Zhu
  Condition: PK trace RBW:1MHz; VBW:3MHz; SWT:0.3sec
Polarization: horizontal
       Note: a High Channel 5320MHz Band 2 Chain 0
```

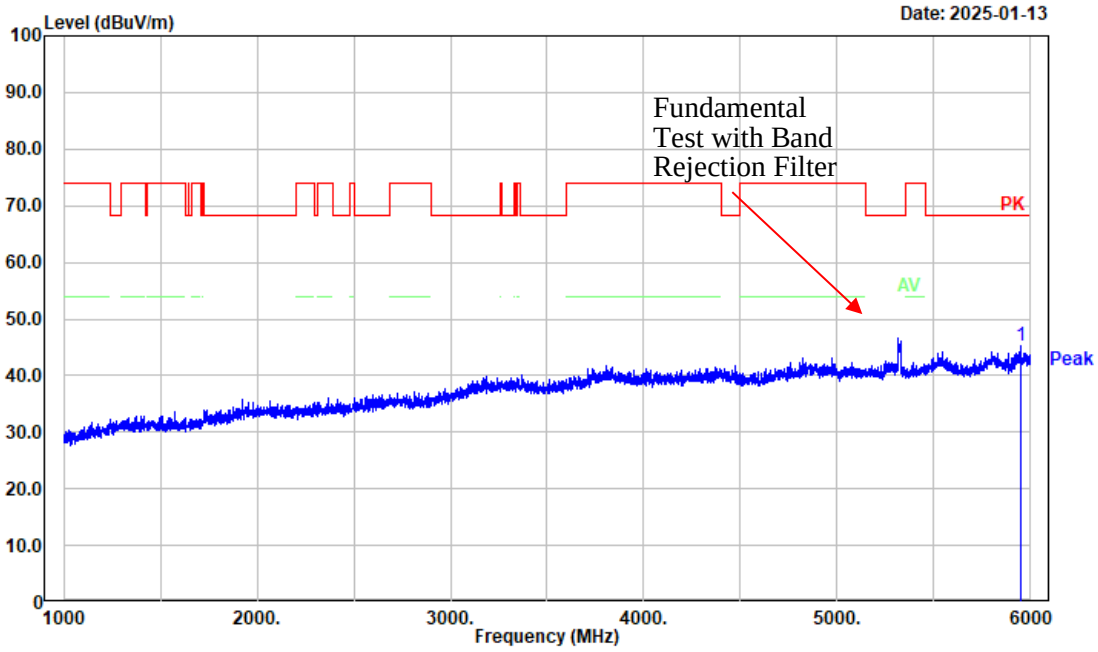

No.	Frequency (MHz)	Reading (dBμV)	Factor (dB/m)	Result (dBμV/m)	Limit (dBμV/m)	Margin (dB)	Detector
1	5946.000	35.37	10.02	45.39	68.20	22.81	Peak

```
Project No.: 2403A43118E-RF
     Tester: Tao Zhu
  Condition: PK trace RBW:1MHz; VBW:3MHz; SWT:0.3sec
Polarization: vertical
       Note: a High Channel 5320MHz Band 2 Chain 0
```

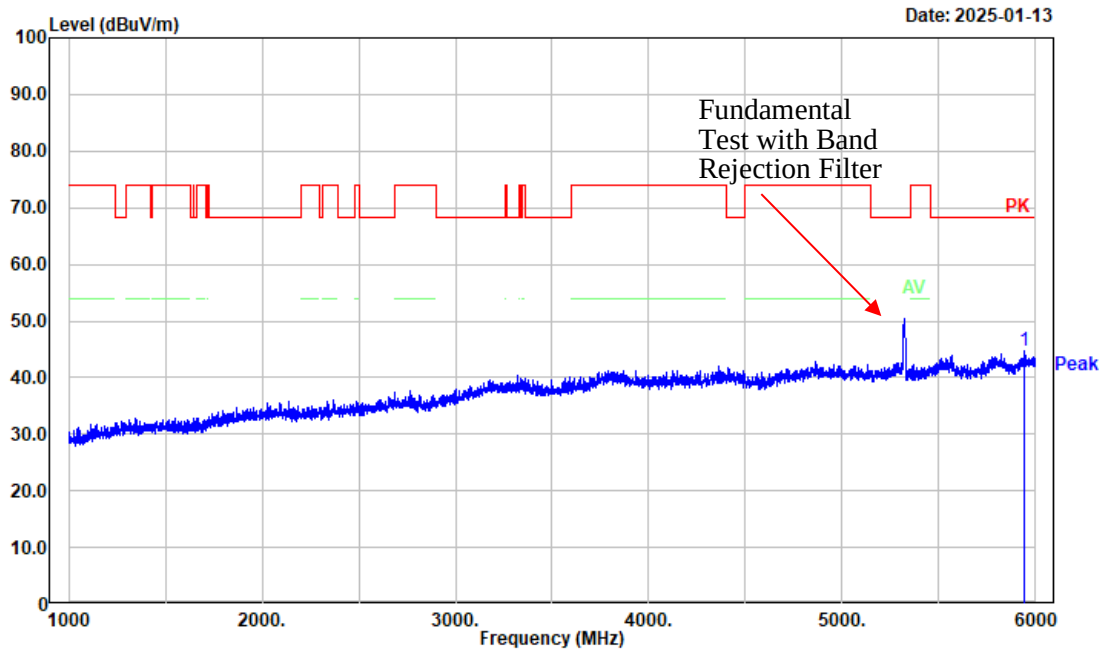

No.	Frequency (MHz)	Reading (dBµV)	Factor (dB/m)	Result (dBµV/m)	Limit (dBµV/m)	Margin (dB)	Detector
1	5944.000	34.75	10.01	44.76	68.20	23.44	Peak

```
Project No.: 2403A43118E-RF
     Tester: Tao Zhu
  Condition: PK trace RBW:1MHz; VBW:3MHz; SWT:0.3sec AV trace RBW:1MHz; VBW:5kHz; SWT:auto
Polarization: horizontal
       Note: a High Channel 5320MHz Band 2 Chain 0
```

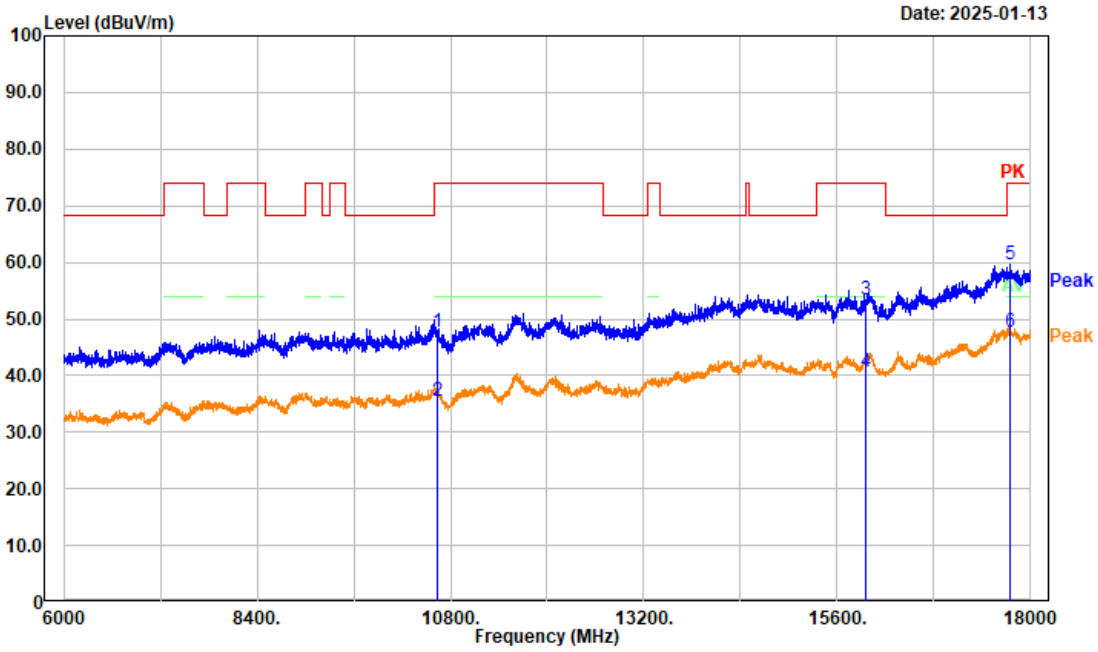

No.	Frequency (MHz)	Reading (dBµV)	Factor (dB/m)	Result (dBµV/m)	Limit (dBµV/m)	Margin (dB)	Detector
1	10640.000	33.74	13.87	47.61	74.00	26.39	Peak
2	10640.000	21.55	13.87	35.42	54.00	18.58	Average
3	15960.000	35.85	17.44	53.29	74.00	20.71	Peak
4	15960.000	23.34	17.44	40.78	54.00	13.22	Average
5	17738.400	33.63	25.86	59.49	74.00	14.51	Peak
6	17738.400	21.75	25.86	47.61	54.00	6.39	Average

```
Project No.: 2403A43118E-RF
     Tester: Tao Zhu
  Condition: PK trace RBW:1MHz; VBW:3MHz; SWT:0.3sec AV trace RBW:1MHz; VBW:5kHz; SWT:auto
Polarization: vertical
       Note: a High Channel 5320MHz Band 2 Chain 0
```

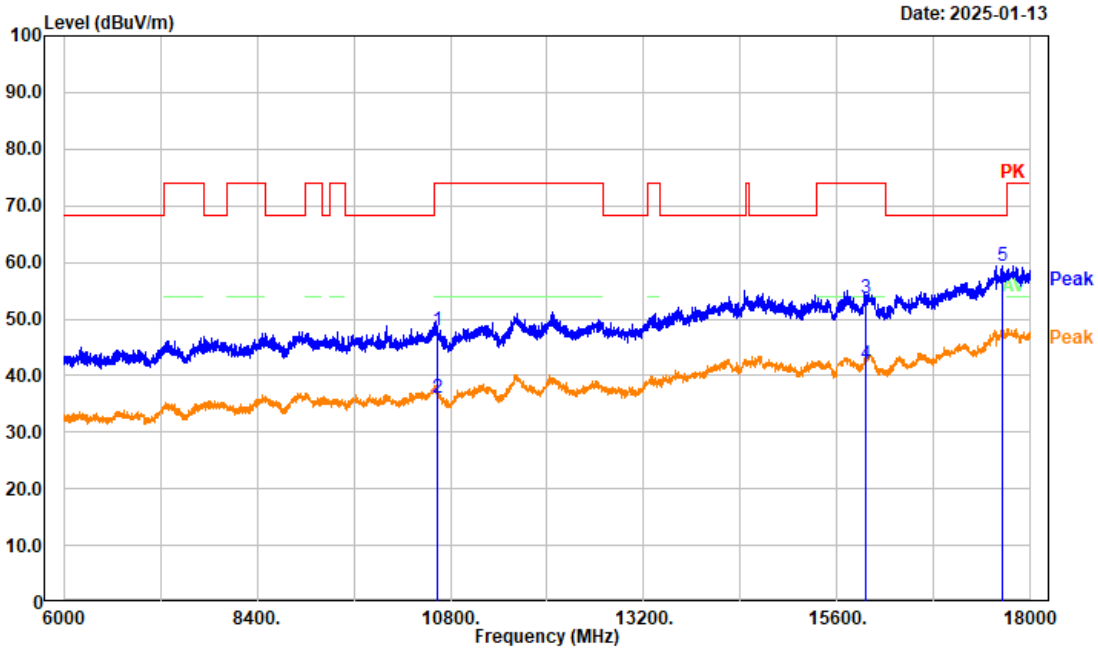

No.	Frequency (MHz)	Reading (dBµV)	Factor (dB/m)	Result (dBµV/m)	Limit (dBµV/m)	Margin (dB)	Detector
1	10640.000	34.20	13.87	48.07	74.00	25.93	Peak
2	10640.000	22.18	13.87	36.05	54.00	17.95	Average
3	15960.000	36.21	17.44	53.65	74.00	20.35	Peak
4	15960.000	24.61	17.44	42.05	54.00	11.95	Average
5	17656.800	34.05	25.28	59.33	68.20	8.87	Peak

```
Project No.: 2403A43118E-RF
     Tester: Tao Zhu
  Condition: PK trace RBW:1MHz; VBW:3MHz; SWT:0.3sec
Polarization: horizontal
       Note: n20 High Channel 5320MHz Band 2 Chain 0
```

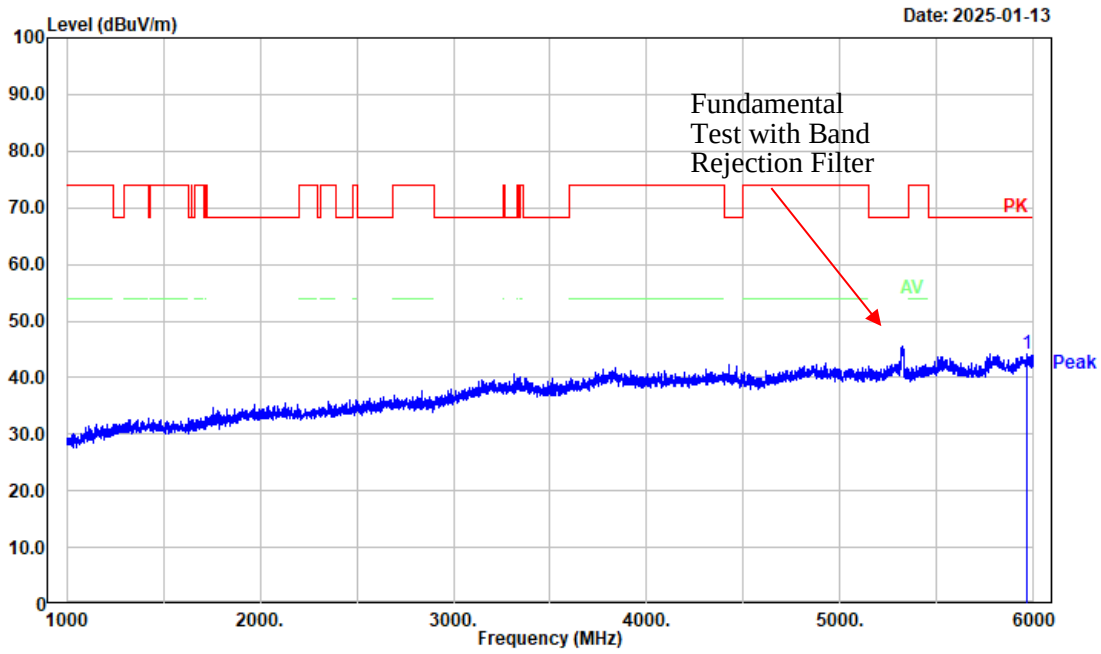

No.	Frequency (MHz)	Reading (dBµV)	Factor (dB/m)	Result (dBµV/m)	Limit (dBµV/m)	Margin (dB)	Detector
1	5965.000	34.07	10.13	44.20	68.20	24.00	Peak

```
Project No.: 2403A43118E-RF
     Tester: Tao Zhu
  Condition: PK trace RBW:1MHz; VBW:3MHz; SWT:0.3sec
Polarization: vertical
       Note: n20 High Channel 5320MHz Band 2 Chain 0
```

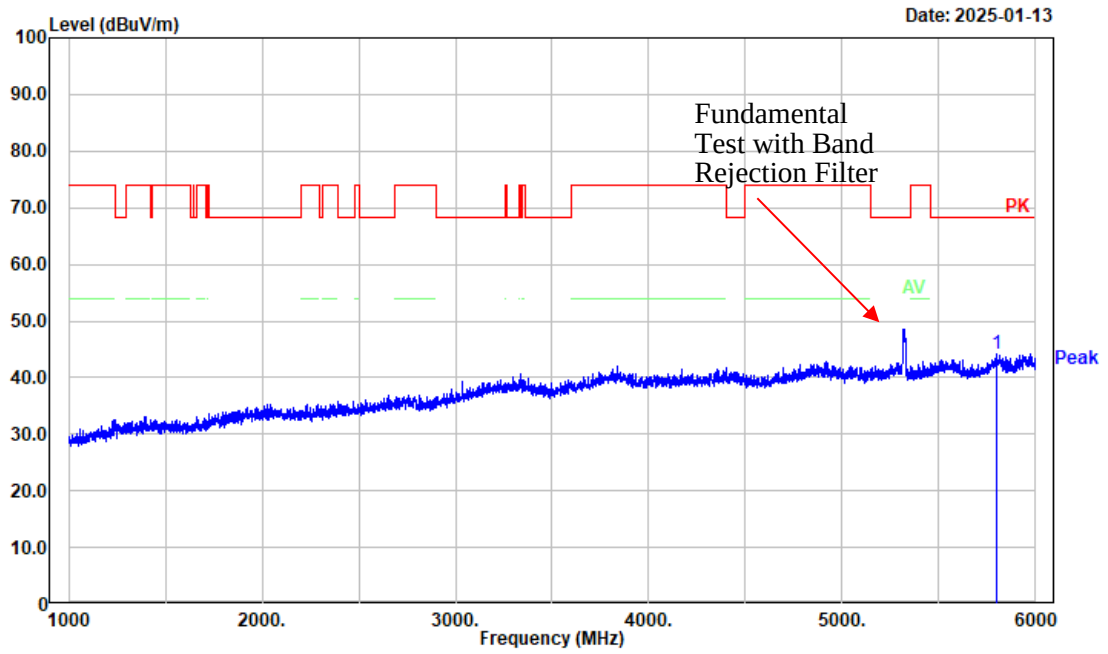

No.	Frequency (MHz)	Reading (dBμV)	Factor (dB/m)	Result (dBμV/m)	Limit (dBμV/m)	Margin (dB)	Detector
1	5796.000	34.71	9.54	44.25	68.20	23.95	Peak

```
Project No.: 2403A43118E-RF
     Tester: Tao Zhu
  Condition: PK trace RBW:1MHz; VBW:3MHz; SWT:0.3sec AV trace RBW:1MHz; VBW:5kHz; SWT:auto
Polarization: horizontal
       Note: n20 High Channel 5320MHz Band 2 Chain 0
```

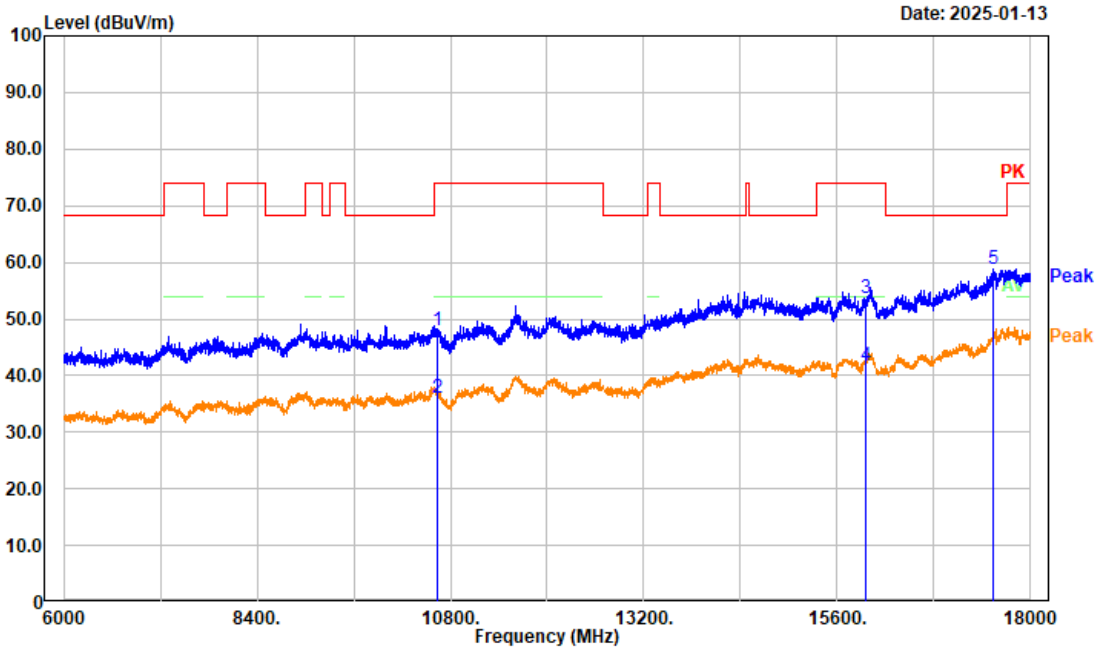

No.	Frequency (MHz)	Reading (dBµV)	Factor (dB/m)	Result (dBµV/m)	Limit (dBµV/m)	Margin (dB)	Detector
1	10640.000	34.03	13.87	47.90	74.00	26.10	Peak
2	10640.000	22.28	13.87	36.15	54.00	17.85	Average
3	15960.000	36.13	17.44	53.57	74.00	20.43	Peak
4	15960.000	24.28	17.44	41.72	54.00	12.28	Average
5	17544.000	35.30	23.50	58.80	68.20	9.40	Peak

```
Project No.: 2403A43118E-RF
     Tester: Tao Zhu
  Condition: PK trace RBW:1MHz; VBW:3MHz; SWT:0.3sec AV trace RBW:1MHz; VBW:5kHz; SWT:auto
Polarization: vertical
       Note: n20 High Channel 5320MHz Band 2 Chain 0
```

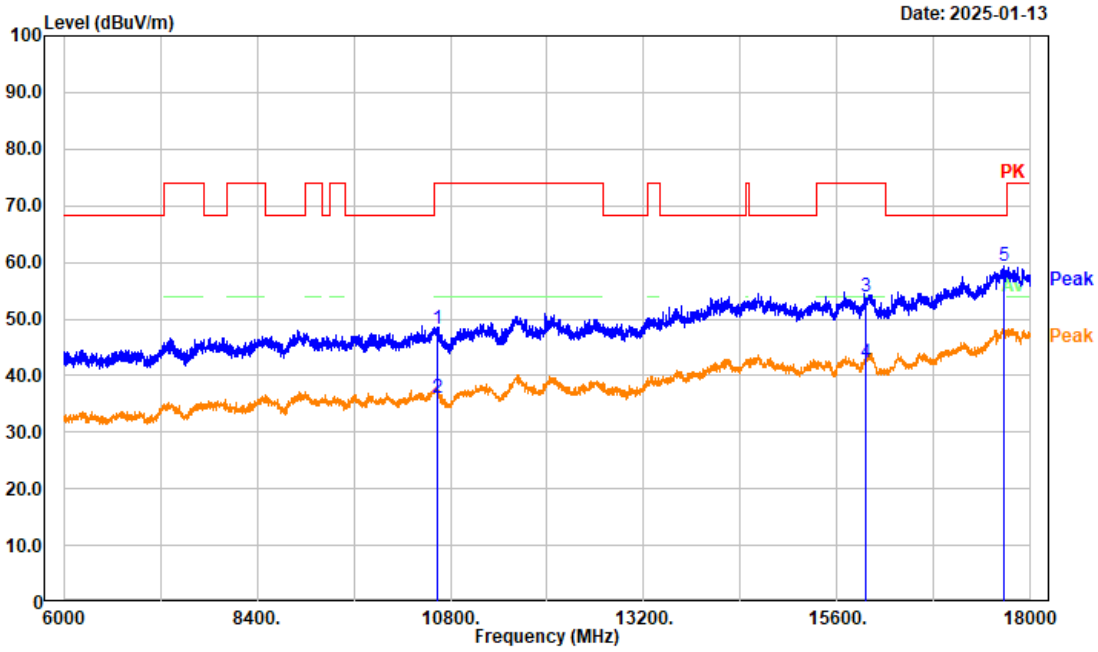

No.	Frequency (MHz)	Reading (dBµV)	Factor (dB/m)	Result (dBµV/m)	Limit (dBµV/m)	Margin (dB)	Detector
1	10640.000	34.25	13.87	48.12	74.00	25.88	Peak
2	10640.000	22.17	13.87	36.04	54.00	17.96	Average
3	15960.000	36.55	17.44	53.99	74.00	20.01	Peak
4	15960.000	24.73	17.44	42.17	54.00	11.83	Average
5	17664.000	33.96	25.39	59.35	68.20	8.85	Peak

```
Project No.: 2403A43118E-RF
     Tester: Tao Zhu
  Condition: PK trace RBW:1MHz; VBW:3MHz; SWT:0.3sec
Polarization: horizontal
       Note: n40 High Channel 5310MHz Band 2 Chain 0
```

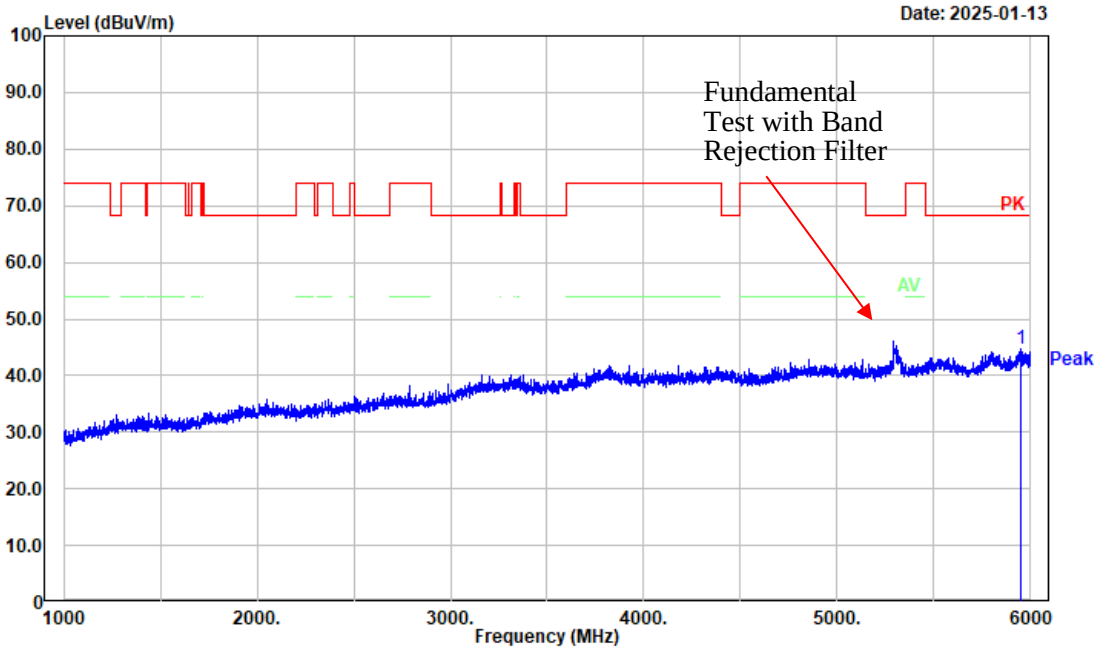

No.	Frequency (MHz)	Reading (dBμV)	Factor (dB/m)	Result (dBμV/m)	Limit (dBμV/m)	Margin (dB)	Detector
1	5949.000	34.72	10.06	44.78	68.20	23.42	Peak

```
Project No.: 2403A43118E-RF
     Tester: Tao Zhu
  Condition: PK trace RBW:1MHz; VBW:3MHz; SWT:0.3sec
Polarization: vertical
       Note: n40 High Channel 5310MHz Band 2 Chain 0
```

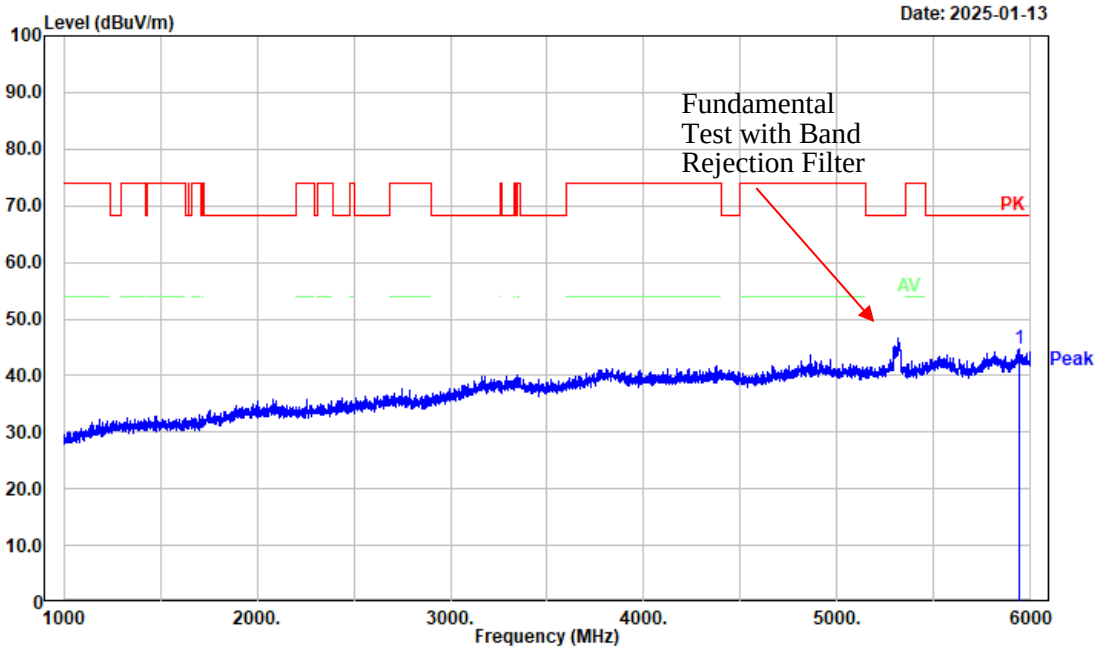

No.	Frequency (MHz)	Reading (dBµV)	Factor (dB/m)	Result (dBµV/m)	Limit (dBµV/m)	Margin (dB)	Detector
1	5943.000	34.74	9.99	44.73	68.20	23.47	Peak

```
Project No.: 2403A43118E-RF
     Tester: Tao Zhu
  Condition: PK trace RBW:1MHz; VBW:3MHz; SWT:0.3sec AV trace RBW:1MHz; VBW:5kHz; SWT:auto
Polarization: horizontal
       Note: n40 High Channel 5310MHz Band 2 Chain 0
```

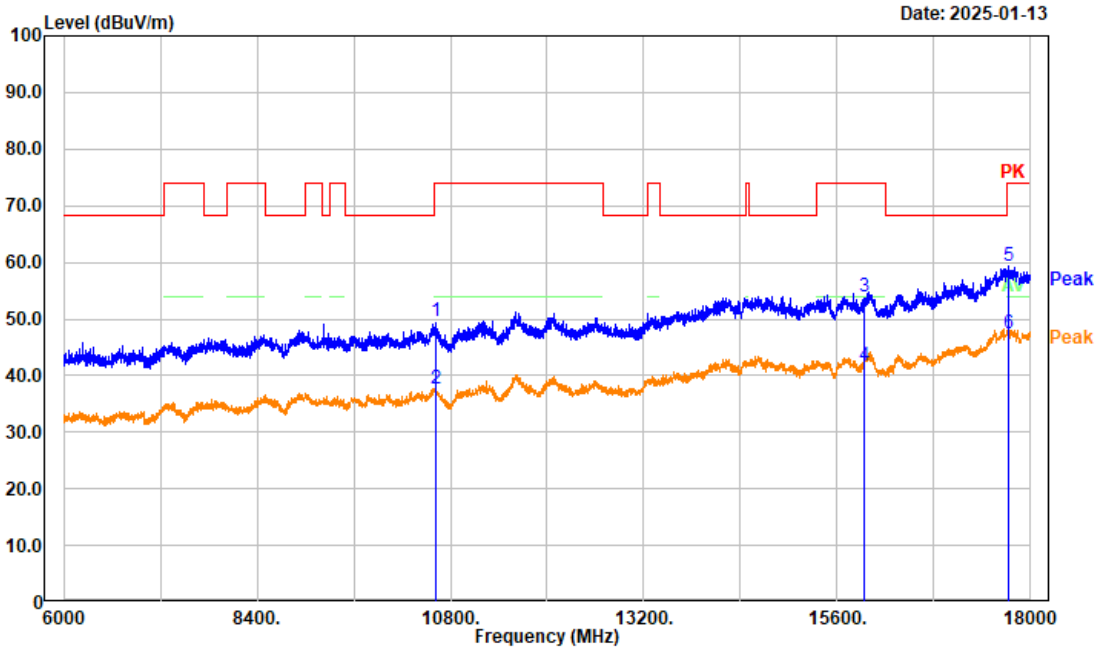

No.	Frequency (MHz)	Reading (dBµV)	Factor (dB/m)	Result (dBµV/m)	Limit (dBµV/m)	Margin (dB)	Detector
1	10620.000	35.19	14.29	49.48	74.00	24.52	Peak
2	10620.000	23.47	14.29	37.76	54.00	16.24	Average
3	15930.000	36.31	17.53	53.84	74.00	20.16	Peak
4	15930.000	24.29	17.53	41.82	54.00	12.18	Average
5	17728.800	33.50	25.87	59.37	74.00	14.63	Peak
6	17728.800	21.54	25.87	47.41	54.00	6.59	Average

```
Project No.: 2403A43118E-RF
     Tester: Tao Zhu
  Condition: PK trace RBW:1MHz; VBW:3MHz; SWT:0.3sec AV trace RBW:1MHz; VBW:5kHz; SWT:auto
Polarization: vertical
       Note: n40 High Channel 5310MHz Band 2 Chain 0
```

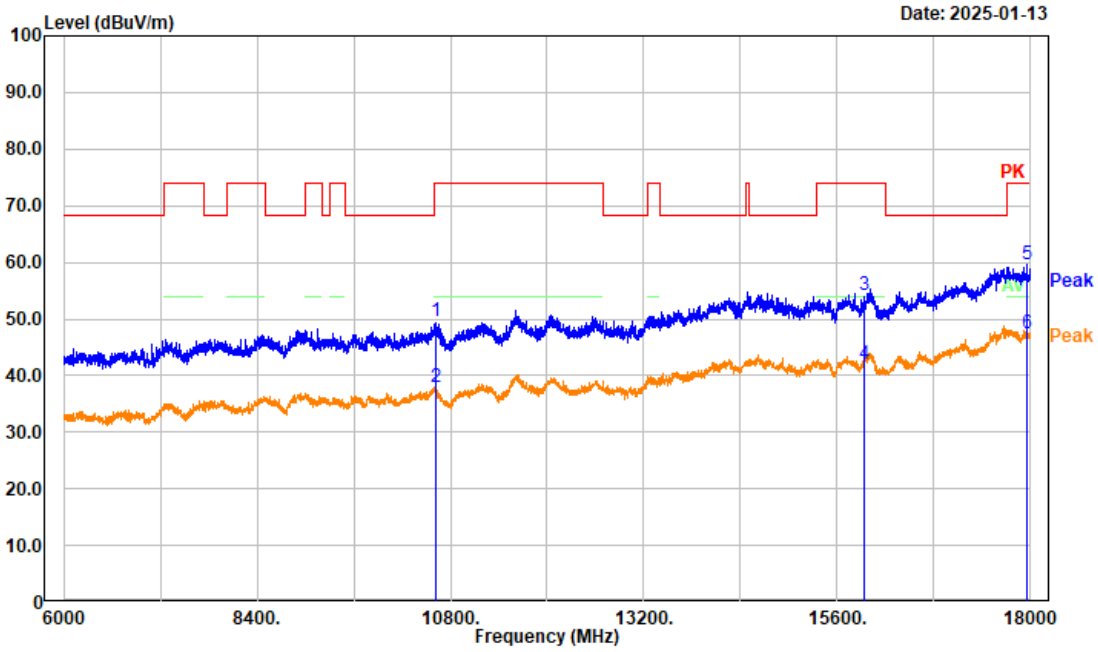

No.	Frequency (MHz)	Reading (dBµV)	Factor (dB/m)	Result (dBµV/m)	Limit (dBµV/m)	Margin (dB)	Detector
1	10620.000	35.43	14.29	49.72	74.00	24.28	Peak
2	10620.000	23.56	14.29	37.85	54.00	16.15	Average
3	15930.000	36.67	17.53	54.20	74.00	19.80	Peak
4	15930.000	24.55	17.53	42.08	54.00	11.92	Average
5	17954.400	34.08	25.55	59.63	74.00	14.37	Peak
6	17954.400	22.00	25.55	47.55	54.00	6.45	Average

```
Project No.: 2403A43118E-RF
     Tester: Tao Zhu
  Condition: PK trace RBW:1MHz; VBW:3MHz; SWT:0.3sec
Polarization: horizontal
       Note: ac80 Middle Channel 5290MHz Band 2 Chain 0
```

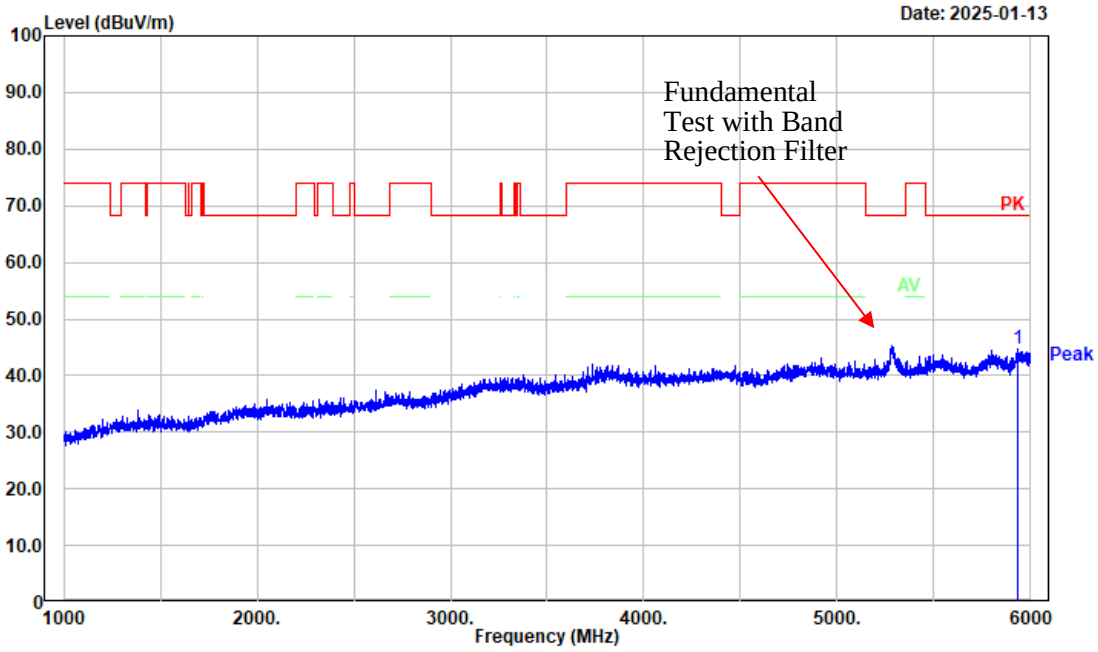

No.	Frequency (MHz)	Reading (dBμV)	Factor (dB/m)	Result (dBμV/m)	Limit (dBμV/m)	Margin (dB)	Detector
1	5932.000	34.68	9.90	44.58	68.20	23.62	Peak

```
Project No.: 2403A43118E-RF
     Tester: Tao Zhu
  Condition: PK trace RBW:1MHz; VBW:3MHz; SWT:0.3sec
Polarization: vertical
       Note: ac80 Middle Channel 5290MHz Band 2 Chain 0
```

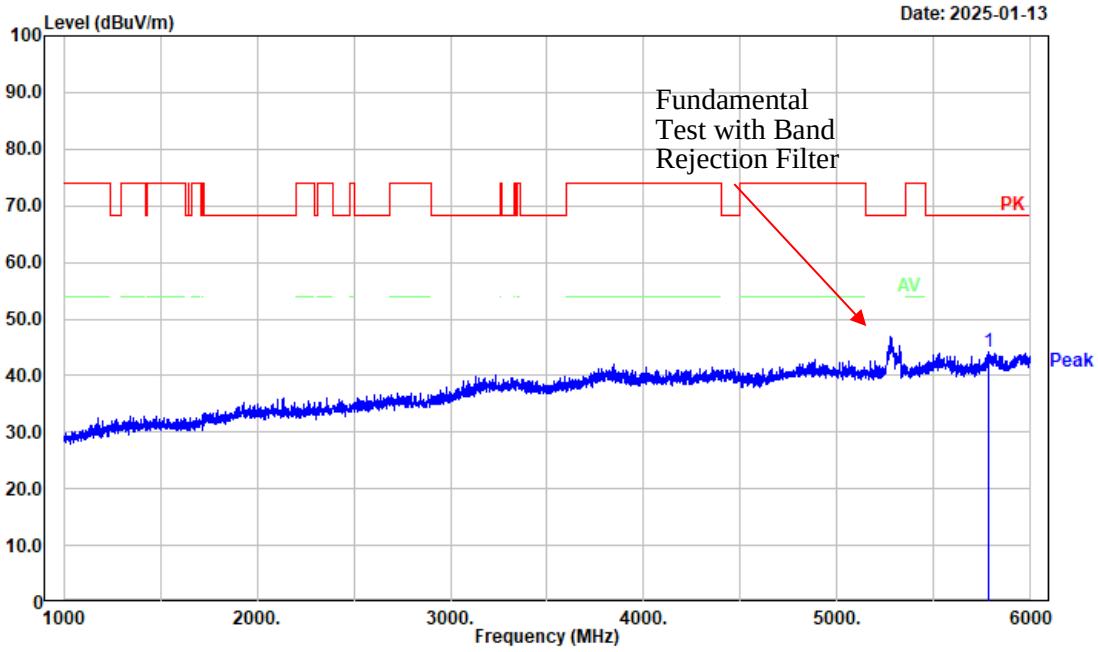

No.	Frequency (MHz)	Reading (dBμV)	Factor (dB/m)	Result (dBμV/m)	Limit (dBμV/m)	Margin (dB)	Detector
1	5786.000	34.63	9.50	44.13	68.20	24.07	Peak

```
Project No.: 2403A43118E-RF
     Tester: Tao Zhu
  Condition: PK trace RBW:1MHz; VBW:3MHz; SWT:0.3sec AV trace RBW:1MHz; VBW:5kHz; SWT:auto
Polarization: horizontal
       Note: ac80 Middle Channel 5290MHz Band 2 Chain 0
```

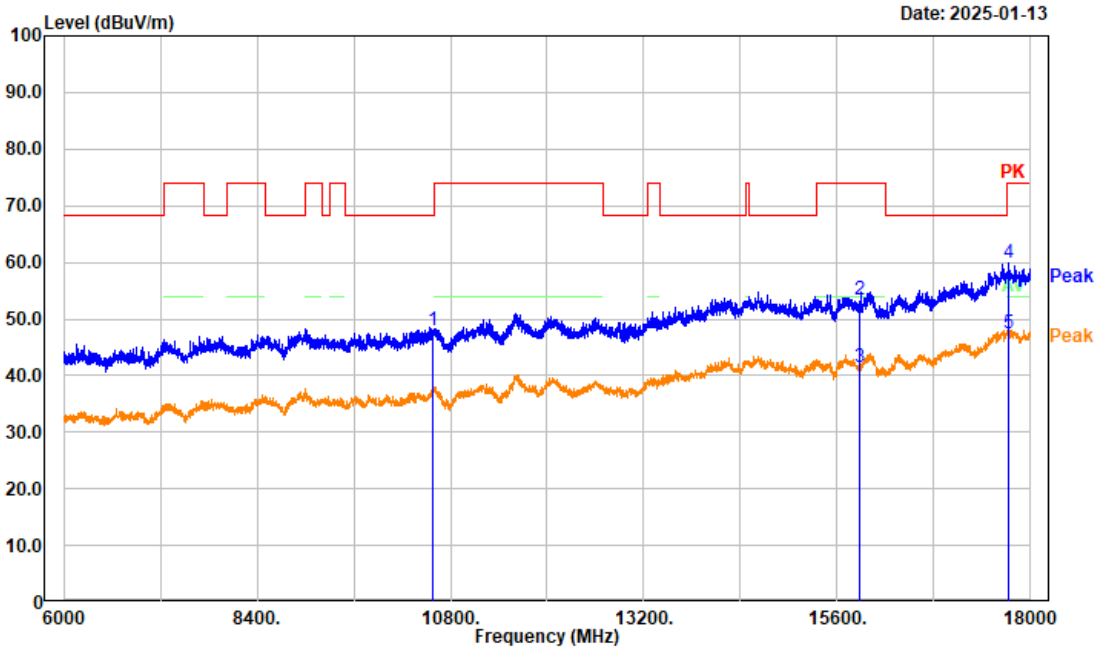

No.	Frequency (MHz)	Reading (dBµV)	Factor (dB/m)	Result (dBµV/m)	Limit (dBµV/m)	Margin (dB)	Detector
1	10580.000	33.36	14.62	47.98	68.20	20.22	Peak
2	15870.000	35.93	17.34	53.27	74.00	20.73	Peak
3	15870.000	24.10	17.34	41.44	54.00	12.56	Average
4	17724.000	33.99	25.87	59.86	74.00	14.14	Peak
5	17724.000	21.47	25.87	47.34	54.00	6.66	Average

```
Project No.: 2403A43118E-RF
     Tester: Tao Zhu
  Condition: PK trace RBW:1MHz; VBW:3MHz; SWT:0.3sec AV trace RBW:1MHz; VBW:5kHz; SWT:auto
Polarization: vertical
       Note: ac80 Middle Channel 5290MHz Band 2 Chain 0
```

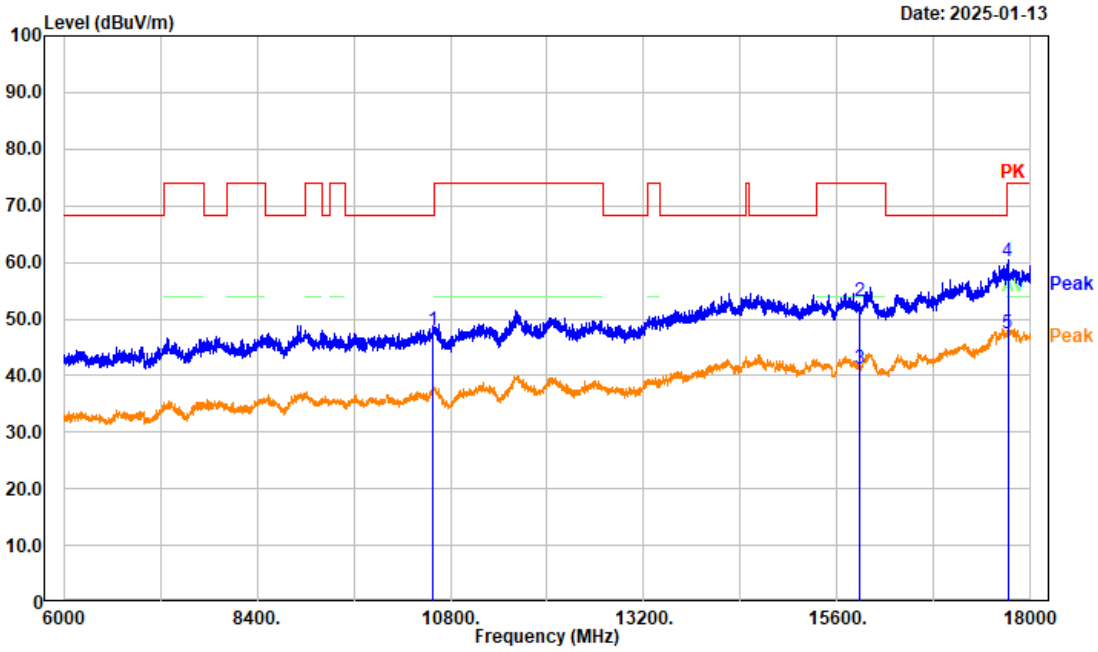

No.	Frequency (MHz)	Reading (dBµV)	Factor (dB/m)	Result (dBµV/m)	Limit (dBµV/m)	Margin (dB)	Detector
1	10580.000	33.36	14.62	47.98	68.20	20.22	Peak
2	15870.000	35.74	17.34	53.08	74.00	20.92	Peak
3	15870.000	23.88	17.34	41.22	54.00	12.78	Average
4	17716.800	34.23	25.89	60.12	74.00	13.88	Peak
5	17716.800	21.66	25.89	47.55	54.00	6.45	Average

```
Project No.: 2403A43118E-RF
     Tester: Tao Zhu
  Condition: PK trace RBW:1MHz; VBW:3MHz; SWT:0.3sec
Polarization: horizontal
       Note: ax20 Full High Channel 5320MHz Band 2 Chain 0
```

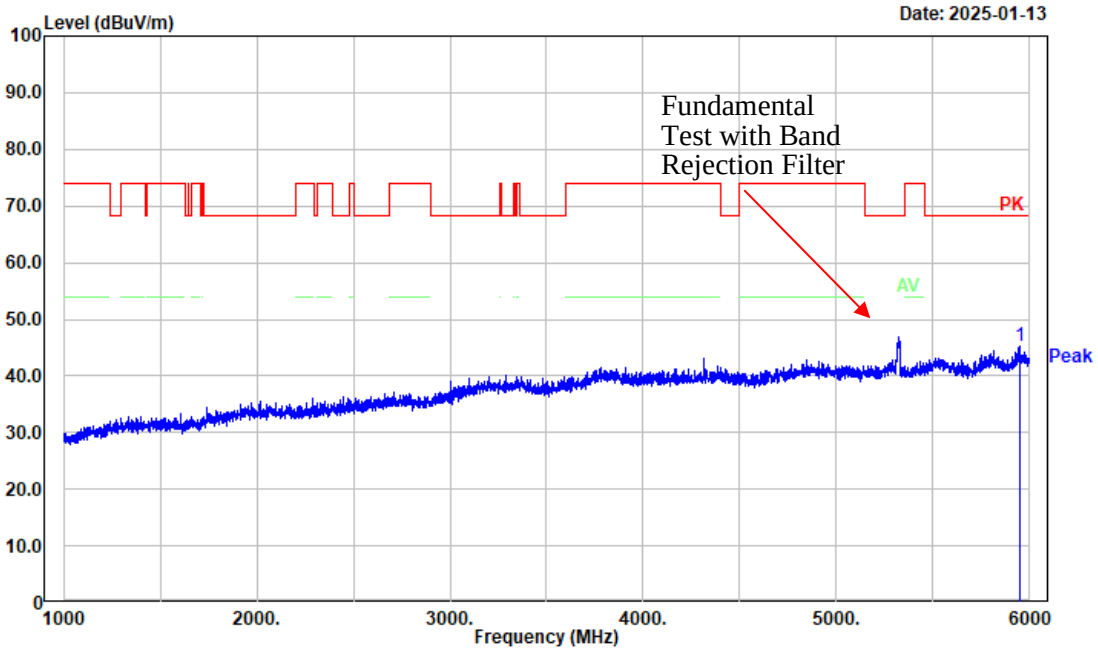

No.	Frequency (MHz)	Reading (dBμV)	Factor (dB/m)	Result (dBμV/m)	Limit (dBμV/m)	Margin (dB)	Detector
1	5946.000	35.25	10.02	45.27	68.20	22.93	Peak

```
Project No.: 2403A43118E-RF
     Tester: Tao Zhu
  Condition: PK trace RBW:1MHz; VBW:3MHz; SWT:0.3sec
Polarization: vertical
       Note: ax20 Full High Channel 5320MHz Band 2 Chain 0
```

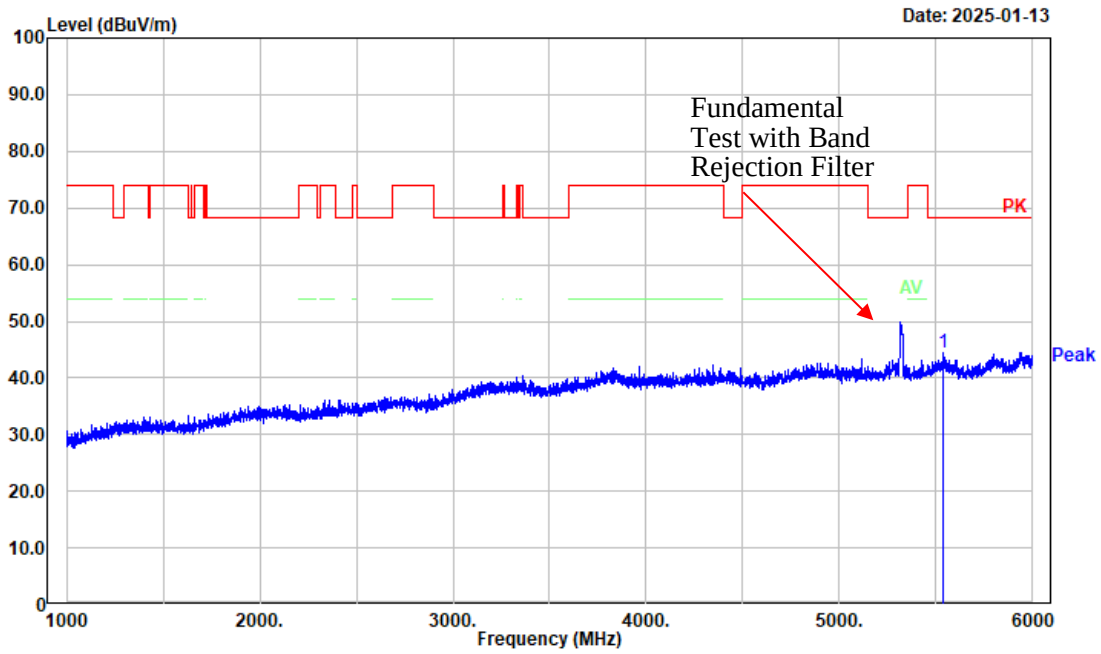

No.	Frequency (MHz)	Reading (dBμV)	Factor (dB/m)	Result (dBμV/m)	Limit (dBμV/m)	Margin (dB)	Detector
1	5538.000	34.45	10.09	44.54	68.20	23.66	Peak

```
Project No.: 2403A43118E-RF
     Tester: Tao Zhu
  Condition: PK trace RBW:1MHz; VBW:3MHz; SWT:0.3sec AV trace RBW:1MHz; VBW:5kHz; SWT:auto
Polarization: horizontal
       Note: ax20 Full High Channel 5320MHz Band 2 Chain 0
```

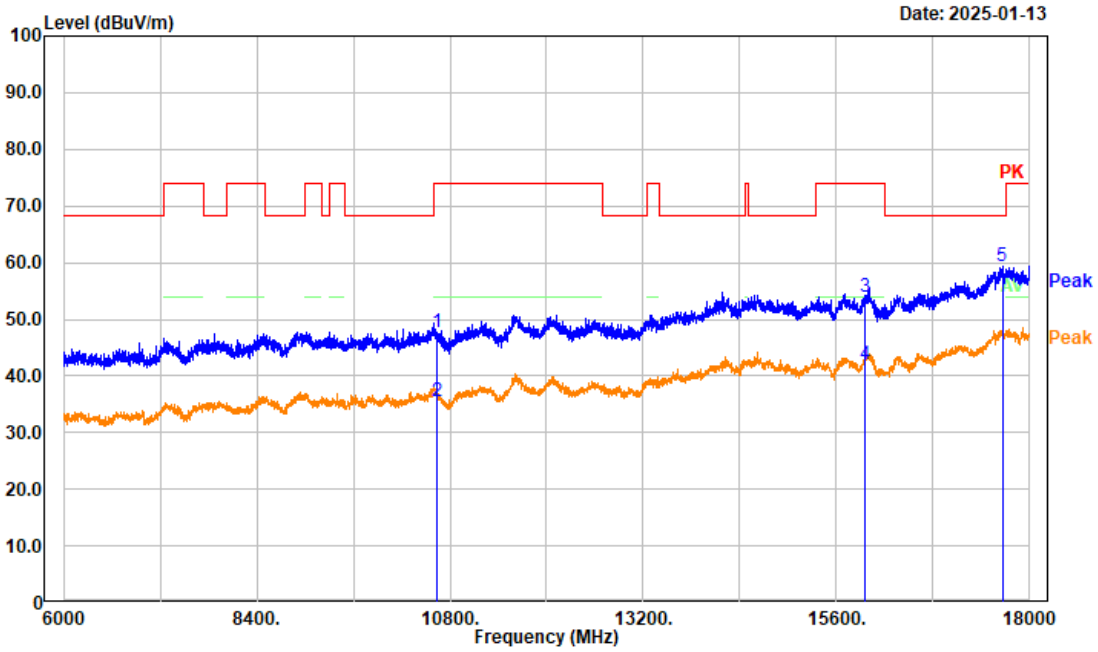

No.	Frequency (MHz)	Reading (dBµV)	Factor (dB/m)	Result (dBµV/m)	Limit (dBµV/m)	Margin (dB)	Detector
1	10640.000	33.73	13.87	47.60	74.00	26.40	Peak
2	10640.000	21.52	13.87	35.39	54.00	18.61	Average
3	15960.000	36.61	17.44	54.05	74.00	19.95	Peak
4	15960.000	24.50	17.44	41.94	54.00	12.06	Average
5	17659.200	34.17	25.31	59.48	68.20	8.72	Peak

```
Project No.: 2403A43118E-RF
     Tester: Tao Zhu
  Condition: PK trace RBW:1MHz; VBW:3MHz; SWT:0.3sec AV trace RBW:1MHz; VBW:5kHz; SWT:auto
Polarization: vertical
       Note: ax20 Full High Channel 5320MHz Band 2 Chain 0
```

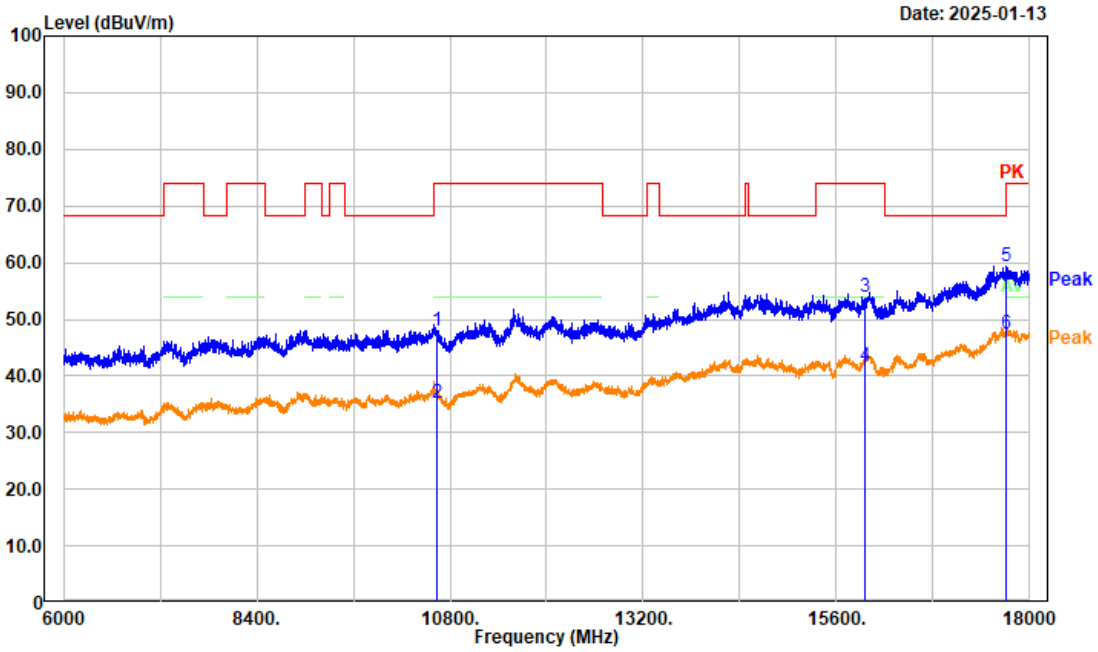

No.	Frequency (MHz)	Reading (dBµV)	Factor (dB/m)	Result (dBµV/m)	Limit (dBµV/m)	Margin (dB)	Detector
1	10640.000	34.12	13.87	47.99	74.00	26.01	Peak
2	10640.000	21.48	13.87	35.35	54.00	18.65	Average
3	15960.000	36.44	17.44	53.88	74.00	20.12	Peak
4	15960.000	24.39	17.44	41.83	54.00	12.17	Average
5	17700.000	33.47	25.91	59.38	68.20	8.82	Peak
6	17700.000	21.56	25.91	47.47	54.00	6.53	Average

```
Project No.: 2403A43118E-RF
     Tester: Tao Zhu
  Condition: PK trace RBW:1MHz; VBW:3MHz; SWT:0.3sec
Polarization: horizontal
       Note: ax40 Full High Channel 5310MHz Band 2 Chain 0
```

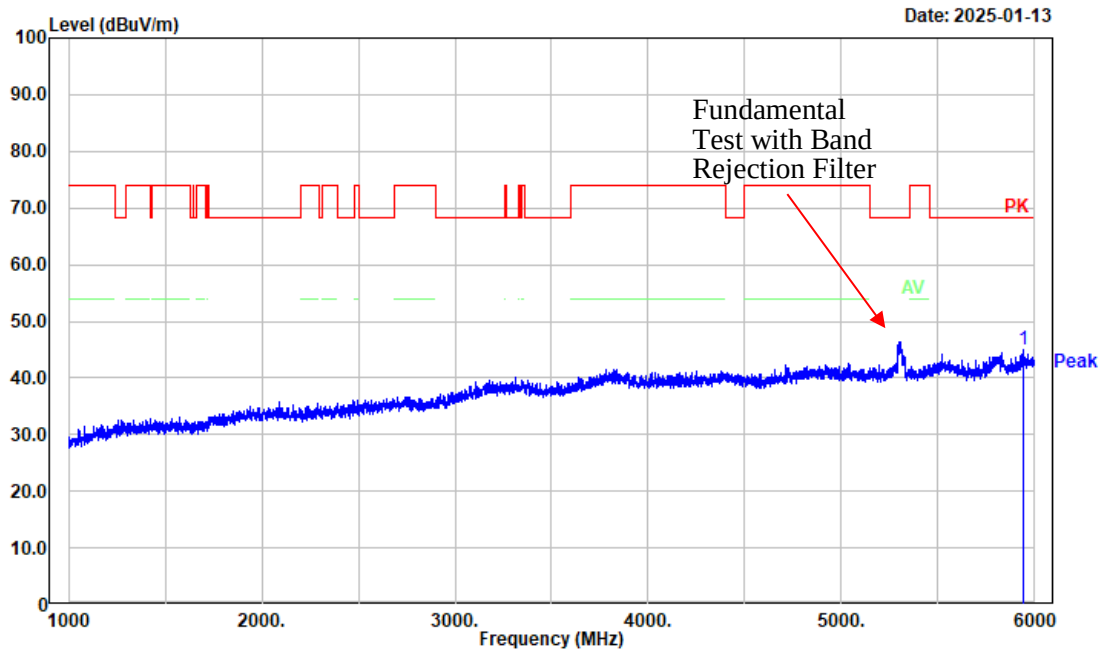

No.	Frequency (MHz)	Reading (dBμV)	Factor (dB/m)	Result (dBμV/m)	Limit (dBμV/m)	Margin (dB)	Detector
1	5939.000	35.06	9.97	45.03	68.20	23.17	Peak

```
Project No.: 2403A43118E-RF
     Tester: Tao Zhu
  Condition: PK trace RBW:1MHz; VBW:3MHz; SWT:0.3sec
Polarization: vertical
       Note: ax40 Full High Channel 5310MHz Band 2 Chain 0
```

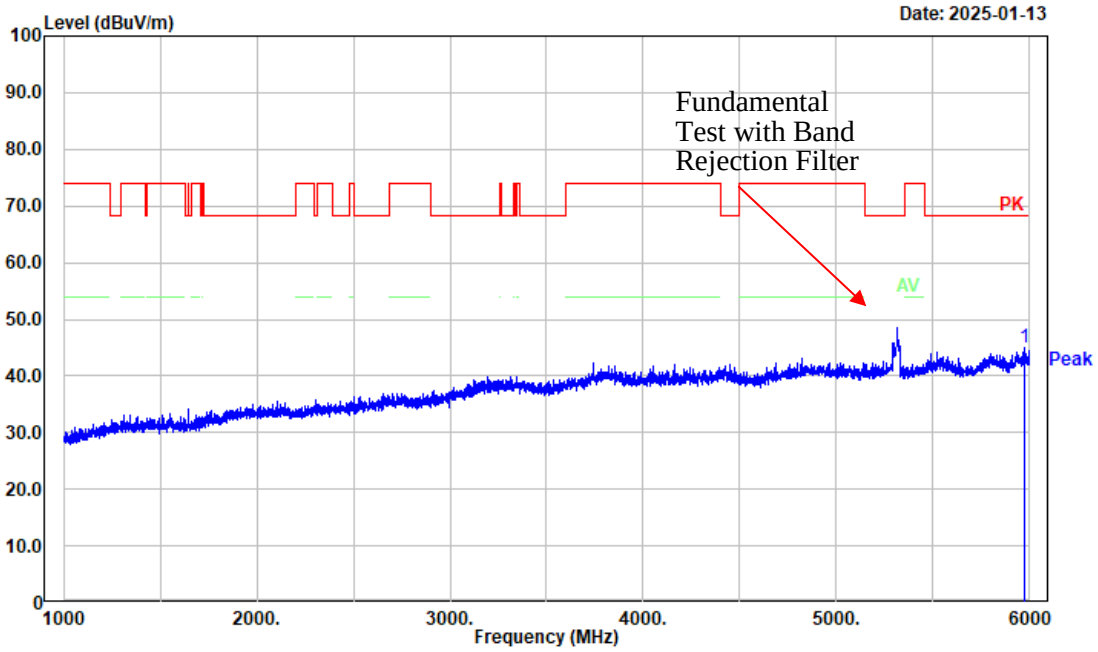

No.	Frequency (MHz)	Reading (dBμV)	Factor (dB/m)	Result (dBμV/m)	Limit (dBμV/m)	Margin (dB)	Detector
1	5971.000	34.74	10.15	44.89	68.20	23.31	Peak

```
Project No.: 2403A43118E-RF
     Tester: Tao Zhu
  Condition: PK trace RBW:1MHz; VBW:3MHz; SWT:0.3sec AV trace RBW:1MHz; VBW:5kHz; SWT:auto
Polarization: horizontal
       Note: ax40 Full High Channel 5310MHz Band 2 Chain 0
```

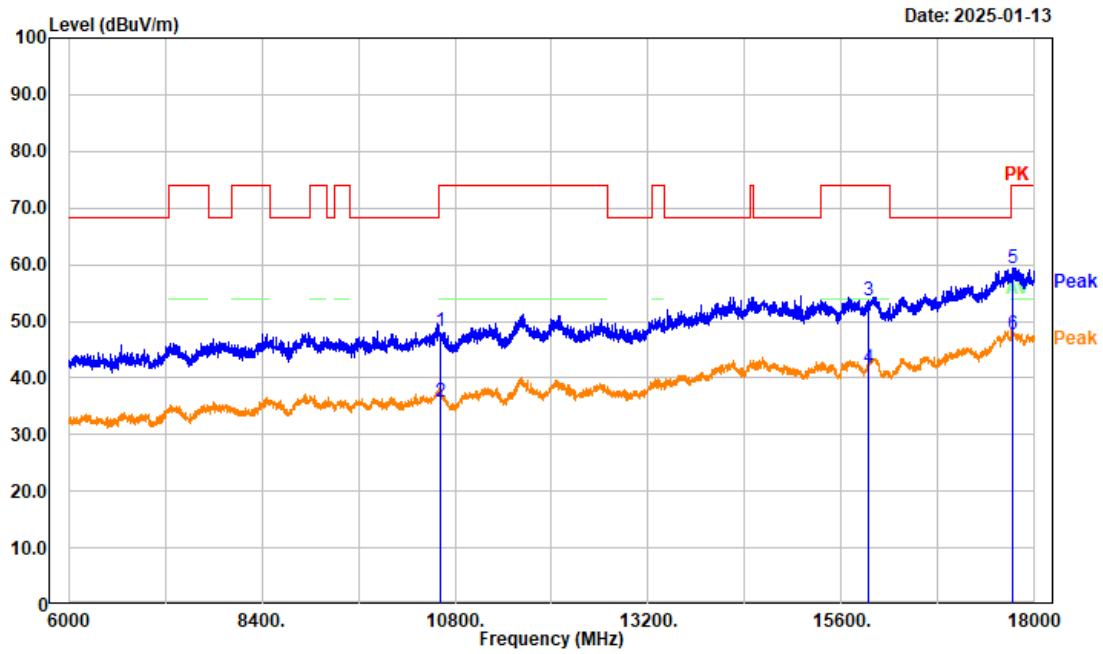

No.	Frequency (MHz)	Reading (dBµV)	Factor (dB/m)	Result (dBµV/m)	Limit (dBµV/m)	Margin (dB)	Detector
1	10620.000	33.84	14.29	48.13	74.00	25.87	Peak
2	10620.000	21.47	14.29	35.76	54.00	18.24	Average
3	15930.000	36.04	17.53	53.57	74.00	20.43	Peak
4	15930.000	24.26	17.53	41.79	54.00	12.21	Average
5	17721.600	33.44	25.87	59.31	74.00	14.69	Peak
6	17721.600	21.74	25.87	47.61	54.00	6.39	Average

```
Project No.: 2403A43118E-RF
     Tester: Tao Zhu
  Condition: PK trace RBW:1MHz; VBW:3MHz; SWT:0.3sec AV trace RBW:1MHz; VBW:5kHz; SWT:auto
Polarization: vertical
       Note: ax40 Full High Channel 5310MHz Band 2 Chain 0
```

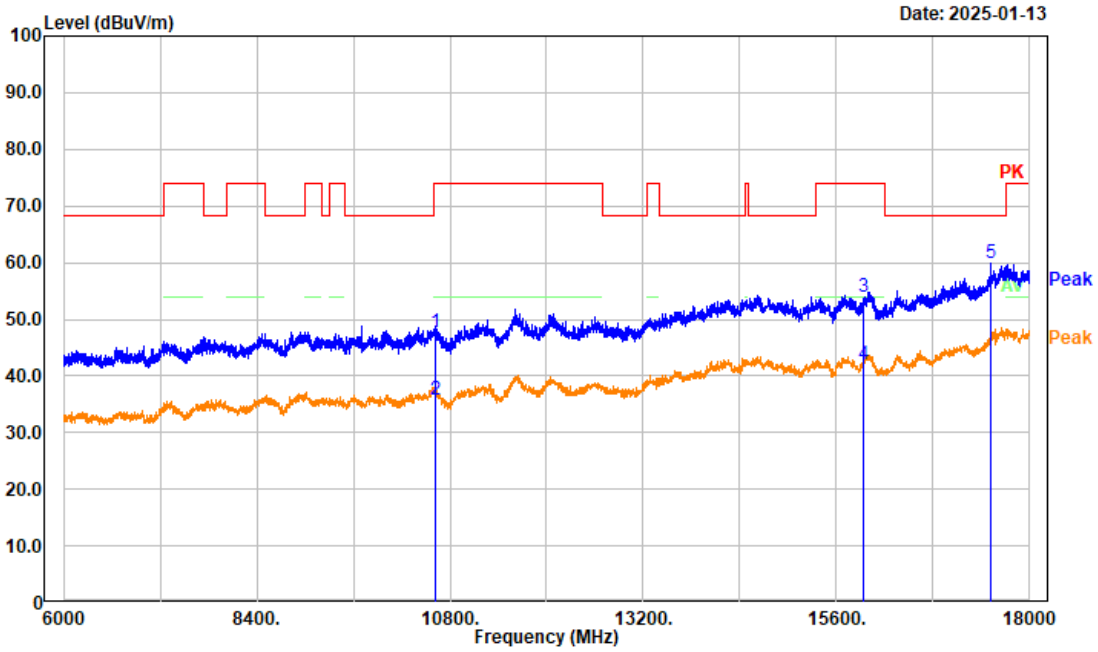

No.	Frequency (MHz)	Reading (dBµV)	Factor (dB/m)	Result (dBµV/m)	Limit (dBµV/m)	Margin (dB)	Detector
1	10620.000	33.36	14.29	47.65	74.00	26.35	Peak
2	10620.000	21.47	14.29	35.76	54.00	18.24	Average
3	15930.000	36.39	17.53	53.92	74.00	20.08	Peak
4	15930.000	24.45	17.53	41.98	54.00	12.02	Average
5	17522.400	36.87	23.15	60.02	68.20	8.18	Peak

```
Project No.: 2403A43118E-RF
     Tester: Tao Zhu
  Condition: PK trace RBW:1MHz; VBW:3MHz; SWT:0.3sec
Polarization: horizontal
       Note: ax80 Full Middle Channel 5290MHz Band 2 Chain 0
```

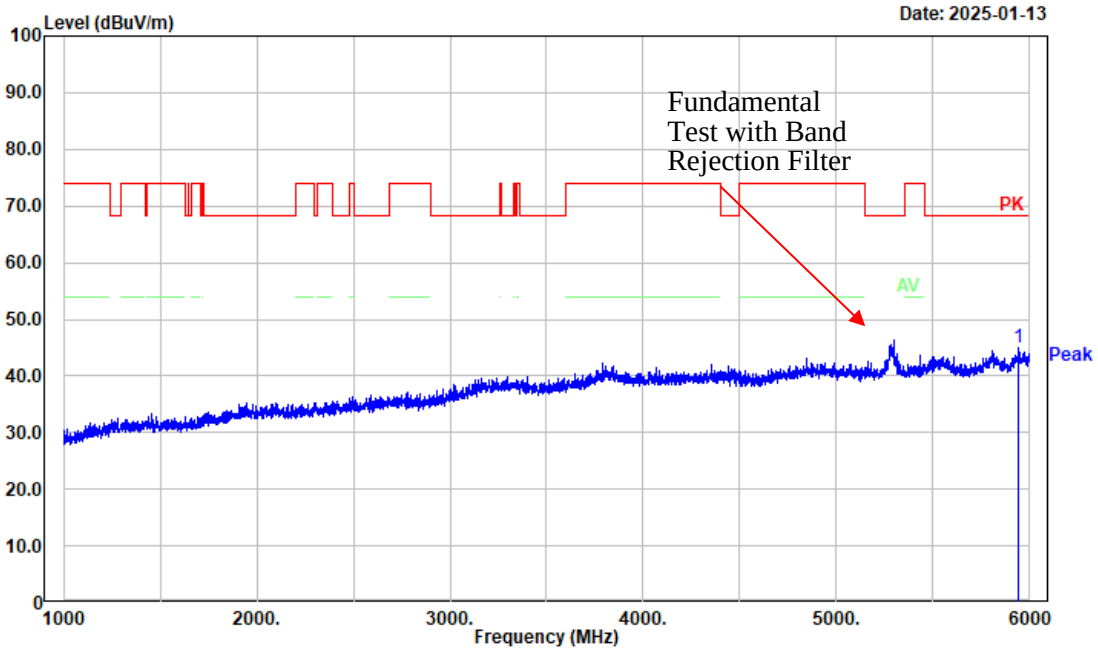

No.	Frequency (MHz)	Reading (dBμV)	Factor (dB/m)	Result (dBμV/m)	Limit (dBμV/m)	Margin (dB)	Detector
1	5945.000	34.90	10.01	44.91	68.20	23.29	Peak

```
Project No.: 2403A43118E-RF
     Tester: Tao Zhu
  Condition: PK trace RBW:1MHz; VBW:3MHz; SWT:0.3sec
Polarization: vertical
       Note: ax80 Full Middle Channel 5290MHz Band 2 Chain 0
```

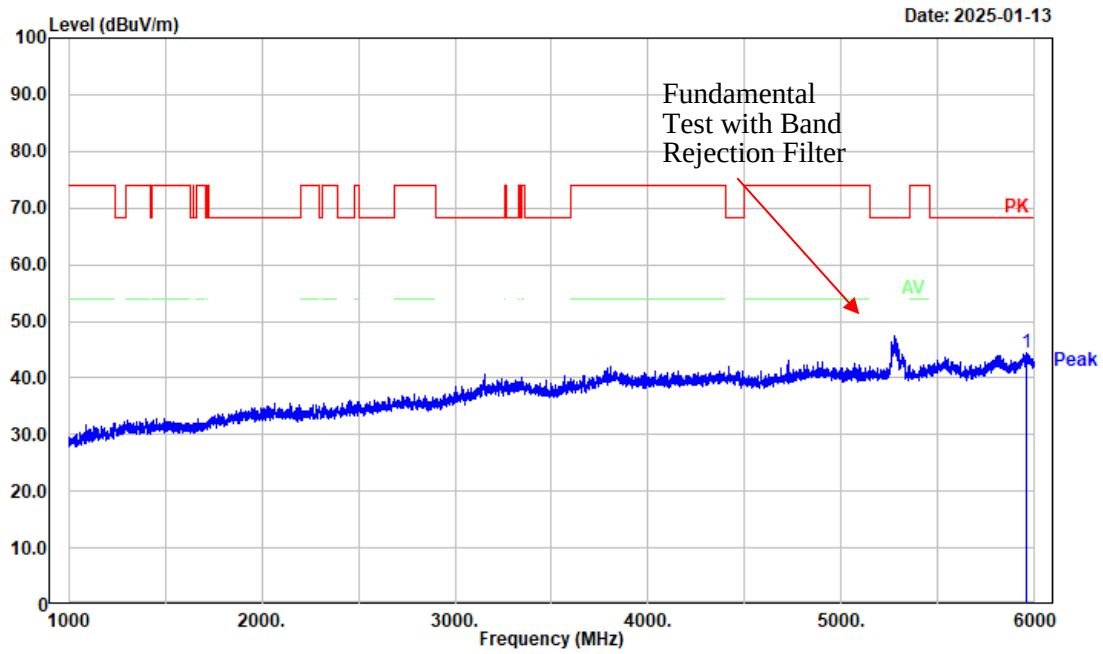

No.	Frequency (MHz)	Reading (dBμV)	Factor (dB/m)	Result (dBμV/m)	Limit (dBμV/m)	Margin (dB)	Detector
1	5958.000	34.27	10.10	44.37	68.20	23.83	Peak

```
Project No.: 2403A43118E-RF
     Tester: Tao Zhu
  Condition: PK trace RBW:1MHz; VBW:3MHz; SWT:0.3sec AV trace RBW:1MHz; VBW:5kHz; SWT:auto
Polarization: horizontal
       Note: ax80 Full Middle Channel 5290MHz Band 2 Chain 0
```

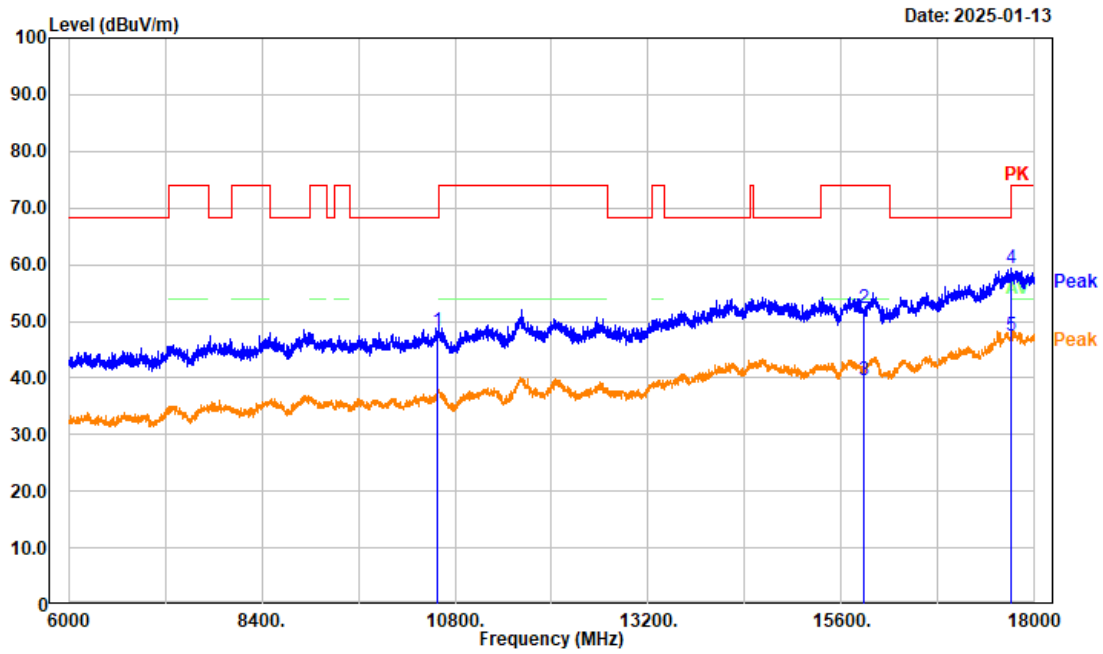

No.	Frequency (MHz)	Reading (dBµV)	Factor (dB/m)	Result (dBµV/m)	Limit (dBµV/m)	Margin (dB)	Detector
1	10580.000	33.66	14.62	48.28	68.20	19.92	Peak
2	15870.000	34.97	17.34	52.31	74.00	21.69	Peak
3	15870.000	22.25	17.34	39.59	54.00	14.41	Average
4	17714.400	33.53	25.89	59.42	74.00	14.58	Peak
5	17714.400	21.47	25.89	47.36	54.00	6.64	Average

```
Project No.: 2403A43118E-RF
     Tester: Tao Zhu
  Condition: PK trace RBW:1MHz; VBW:3MHz; SWT:0.3sec AV trace RBW:1MHz; VBW:5kHz; SWT:auto
Polarization: vertical
       Note: ax80 Full Middle Channel 5290MHz Band 2 Chain 0
```

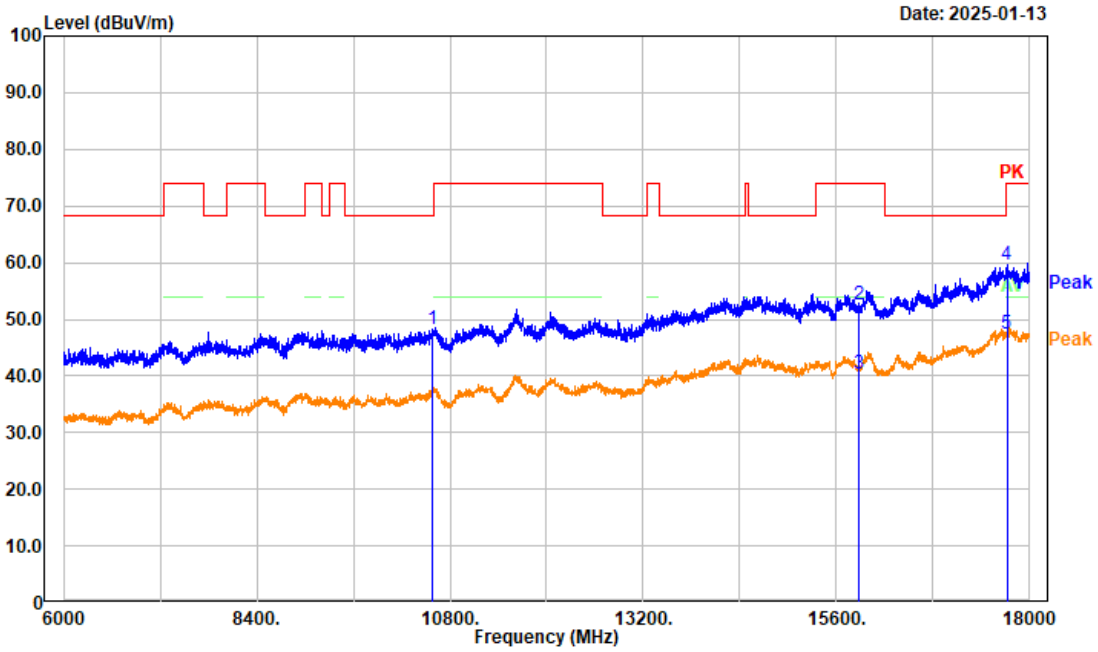

No.	Frequency (MHz)	Reading (dBµV)	Factor (dB/m)	Result (dBµV/m)	Limit (dBµV/m)	Margin (dB)	Detector
1	10580.000	33.54	14.62	48.16	68.20	20.04	Peak
2	15870.000	35.11	17.34	52.45	74.00	21.55	Peak
3	15870.000	23.08	17.34	40.42	54.00	13.58	Average
4	17716.800	33.69	25.89	59.58	74.00	14.42	Peak
5	17716.800	21.50	25.89	47.39	54.00	6.61	Average

```
Project No.: 2403A43118E-RF
     Tester: Tao Zhu
  Condition: PK trace RBW:1MHz; VBW:3MHz; SWT:0.3sec
Polarization: horizontal
       Note: ax20 26-8 High Channel 5320MHz Band 2 Chain 0
```

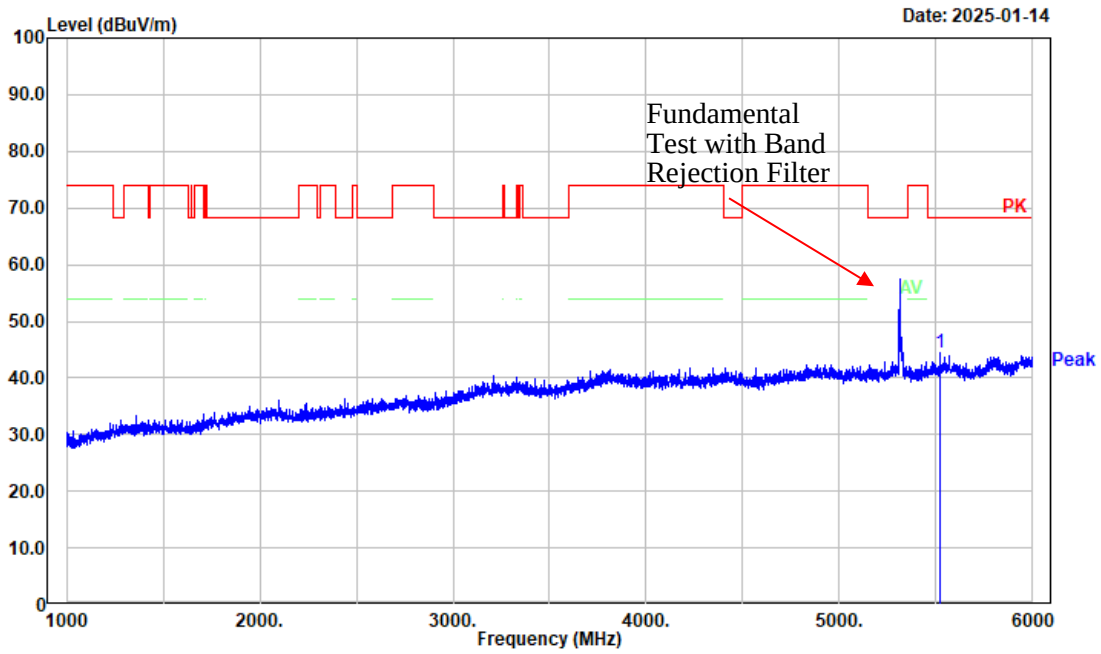

No.	Frequency (MHz)	Reading (dBµV)	Factor (dB/m)	Result (dBµV/m)	Limit (dBµV/m)	Margin (dB)	Detector
1	5522.000	34.27	10.10	44.37	68.20	23.83	Peak

```
Project No.: 2403A43118E-RF
     Tester: Tao Zhu
  Condition: PK trace RBW:1MHz; VBW:3MHz; SWT:0.3sec
Polarization: vertical
       Note: ax20 26-8 High Channel 5320MHz Band 2 Chain 0
```

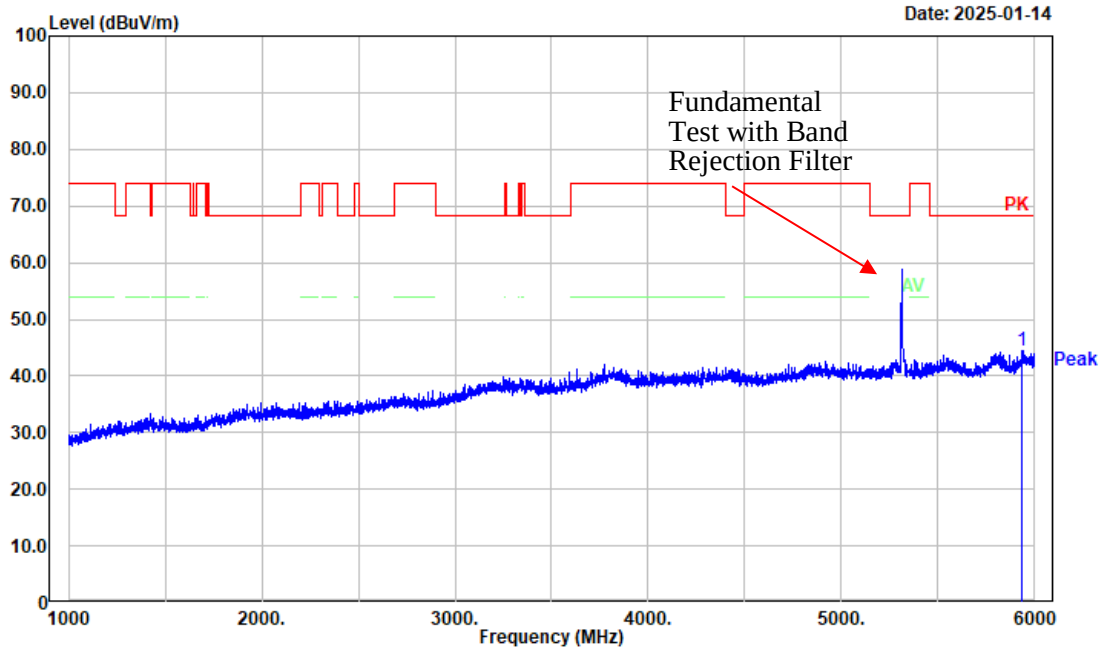

No.	Frequency (MHz)	Reading (dBµV)	Factor (dB/m)	Result (dBµV/m)	Limit (dBµV/m)	Margin (dB)	Detector
1	5937.000	34.50	9.94	44.44	68.20	23.76	Peak

```
Project No.: 2403A43118E-RF
     Tester: Tao Zhu
  Condition: PK trace RBW:1MHz; VBW:3MHz; SWT:0.3sec AV trace RBW:1MHz; VBW:5kHz; SWT:auto
Polarization: horizontal
       Note: ax20 26-8 High Channel 5320MHz Band 2 Chain 0
```

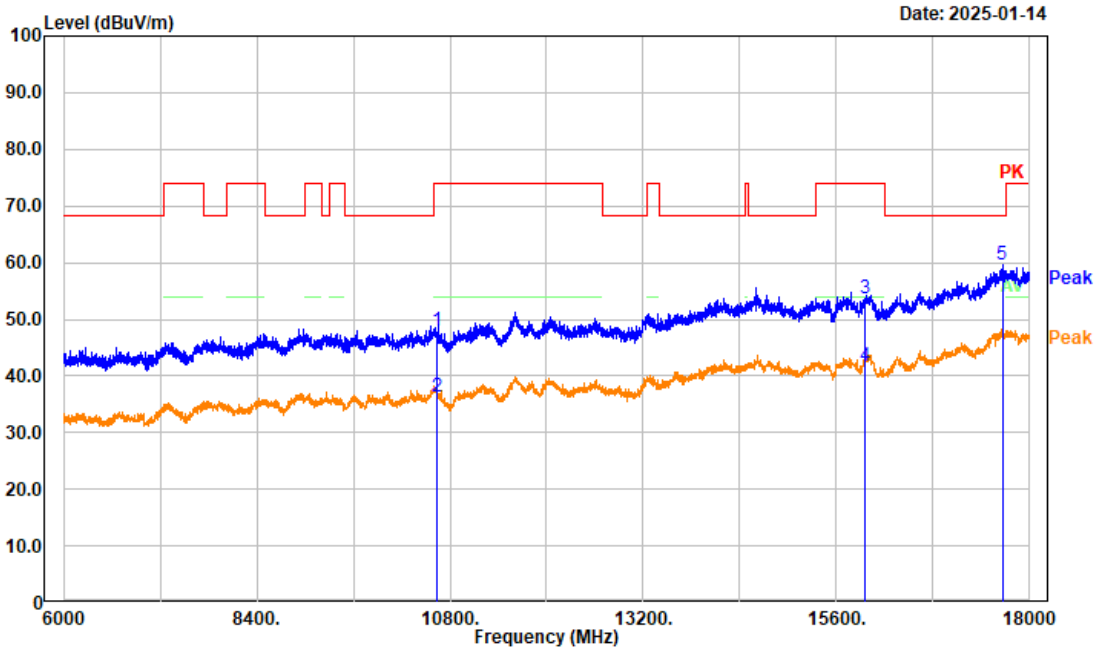

No.	Frequency (MHz)	Reading (dBµV)	Factor (dB/m)	Result (dBµV/m)	Limit (dBµV/m)	Margin (dB)	Detector
1	10640.000	34.22	13.87	48.09	74.00	25.91	Peak
2	10640.000	22.46	13.87	36.33	54.00	17.67	Average
3	15960.000	36.26	17.44	53.70	74.00	20.30	Peak
4	15960.000	24.21	17.44	41.65	54.00	12.35	Average
5	17659.200	34.42	25.31	59.73	68.20	8.47	Peak

```
Project No.: 2403A43118E-RF
     Tester: Tao Zhu
  Condition: PK trace RBW:1MHz; VBW:3MHz; SWT:0.3sec AV trace RBW:1MHz; VBW:5kHz; SWT:auto
Polarization: vertical
       Note: ax20 26-8 High Channel 5320MHz Band 2 Chain 0
```

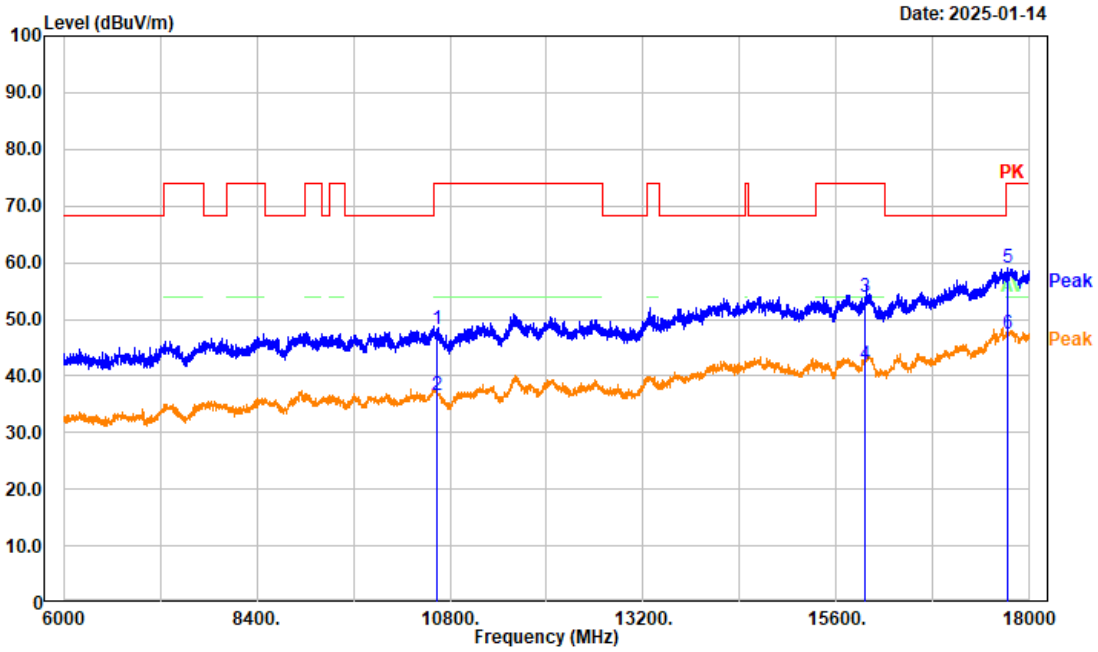

No.	Frequency (MHz)	Reading (dBµV)	Factor (dB/m)	Result (dBµV/m)	Limit (dBµV/m)	Margin (dB)	Detector
1	10640.000	34.25	13.87	48.12	74.00	25.88	Peak
2	10640.000	22.58	13.87	36.45	54.00	17.55	Average
3	15960.000	36.59	17.44	54.03	74.00	19.97	Peak
4	15960.000	24.50	17.44	41.94	54.00	12.06	Average
5	17721.600	33.16	25.87	59.03	74.00	14.97	Peak
6	17721.600	21.68	25.87	47.55	54.00	6.45	Average

```
Project No.: 2403A43118E-RF
     Tester: Tao Zhu
  Condition: PK trace RBW:1MHz; VBW:3MHz; SWT:0.3sec
Polarization: horizontal
       Note: ax40 26-17 High Channel 5310MHz Band 2 Chain 0
```

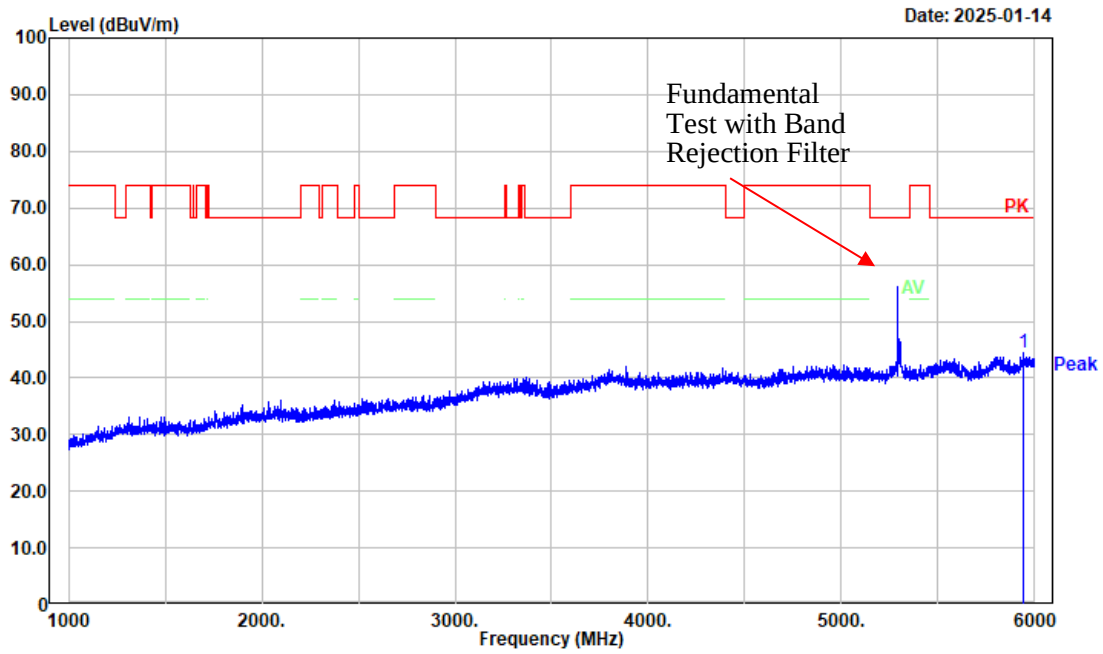

No.	Frequency (MHz)	Reading (dBµV)	Factor (dB/m)	Result (dBµV/m)	Limit (dBµV/m)	Margin (dB)	Detector
1	5944.000	34.39	10.01	44.40	68.20	23.80	Peak

```
Project No.: 2403A43118E-RF
     Tester: Tao Zhu
  Condition: PK trace RBW:1MHz; VBW:3MHz; SWT:0.3sec
Polarization: vertical
       Note: ax40 26-17 High Channel 5310MHz Band 2 Chain 0
```

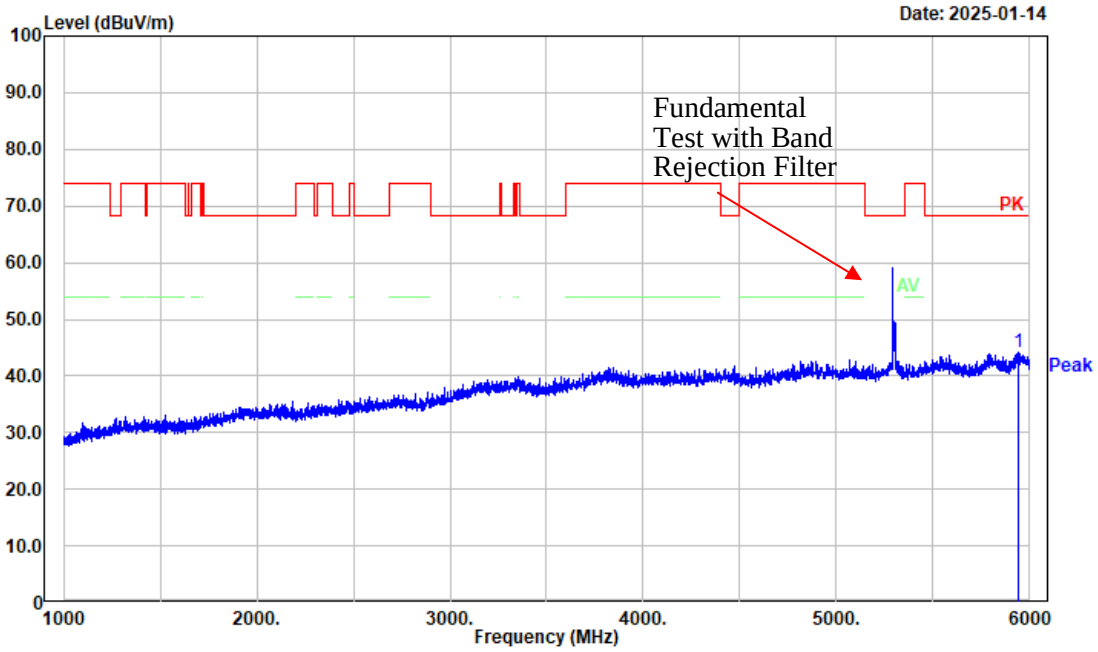

No.	Frequency (MHz)	Reading (dBµV)	Factor (dB/m)	Result (dBµV/m)	Limit (dBµV/m)	Margin (dB)	Detector
1	5944.000	34.09	10.01	44.10	68.20	24.10	Peak

```
Project No.: 2403A43118E-RF
     Tester: Tao Zhu
  Condition: PK trace RBW:1MHz; VBW:3MHz; SWT:0.3sec AV trace RBW:1MHz; VBW:5kHz; SWT:auto
Polarization: horizontal
       Note: ax40 26-17 High Channel 5310MHz Band 2 Chain 0
```

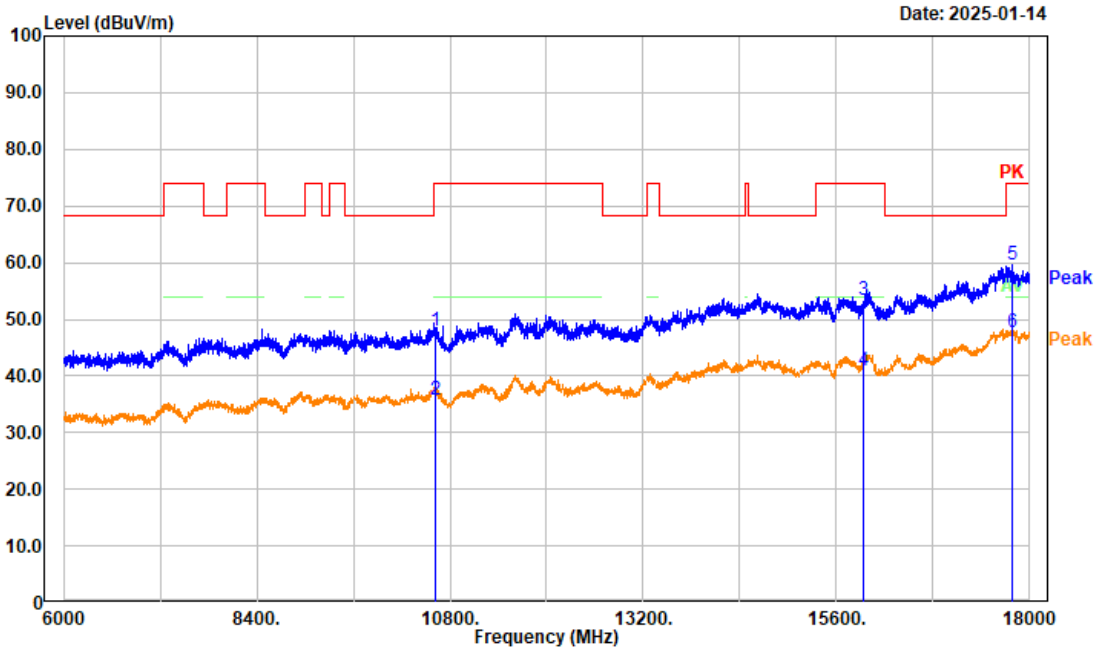

No.	Frequency (MHz)	Reading (dBµV)	Factor (dB/m)	Result (dBµV/m)	Limit (dBµV/m)	Margin (dB)	Detector
1	10620.000	33.55	14.29	47.84	74.00	26.16	Peak
2	10620.000	21.48	14.29	35.77	54.00	18.23	Average
3	15930.000	35.78	17.53	53.31	74.00	20.69	Peak
4	15930.000	23.34	17.53	40.87	54.00	13.13	Average
5	17776.800	33.93	25.80	59.73	74.00	14.27	Peak
6	17776.800	21.89	25.80	47.69	54.00	6.31	Average

```
Project No.: 2403A43118E-RF
     Tester: Tao Zhu
  Condition: PK trace RBW:1MHz; VBW:3MHz; SWT:0.3sec AV trace RBW:1MHz; VBW:5kHz; SWT:auto
Polarization: vertical
       Note: ax40 26-17 High Channel 5310MHz Band 2 Chain 0
```

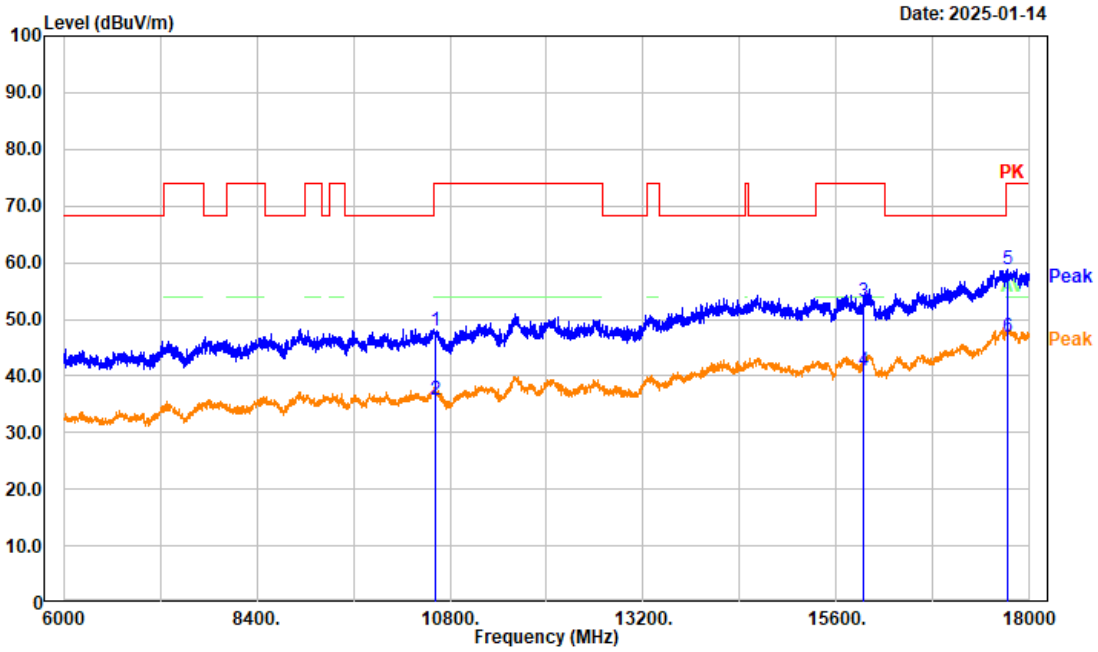

No.	Frequency (MHz)	Reading (dBµV)	Factor (dB/m)	Result (dBµV/m)	Limit (dBµV/m)	Margin (dB)	Detector
1	10620.000	33.65	14.29	47.94	74.00	26.06	Peak
2	10620.000	21.54	14.29	35.83	54.00	18.17	Average
3	15930.000	35.61	17.53	53.14	74.00	20.86	Peak
4	15930.000	23.36	17.53	40.89	54.00	13.11	Average
5	17731.200	33.06	25.87	58.93	74.00	15.07	Peak
6	17731.200	20.91	25.87	46.78	54.00	7.22	Average

```
Project No.: 2403A43118E-RF
     Tester: Tao Zhu
  Condition: PK trace RBW:1MHz; VBW:3MHz; SWT:0.3sec
Polarization: horizontal
       Note: ax80 26-0 Middle Channel 5290MHz Band 2 Chain 0
```

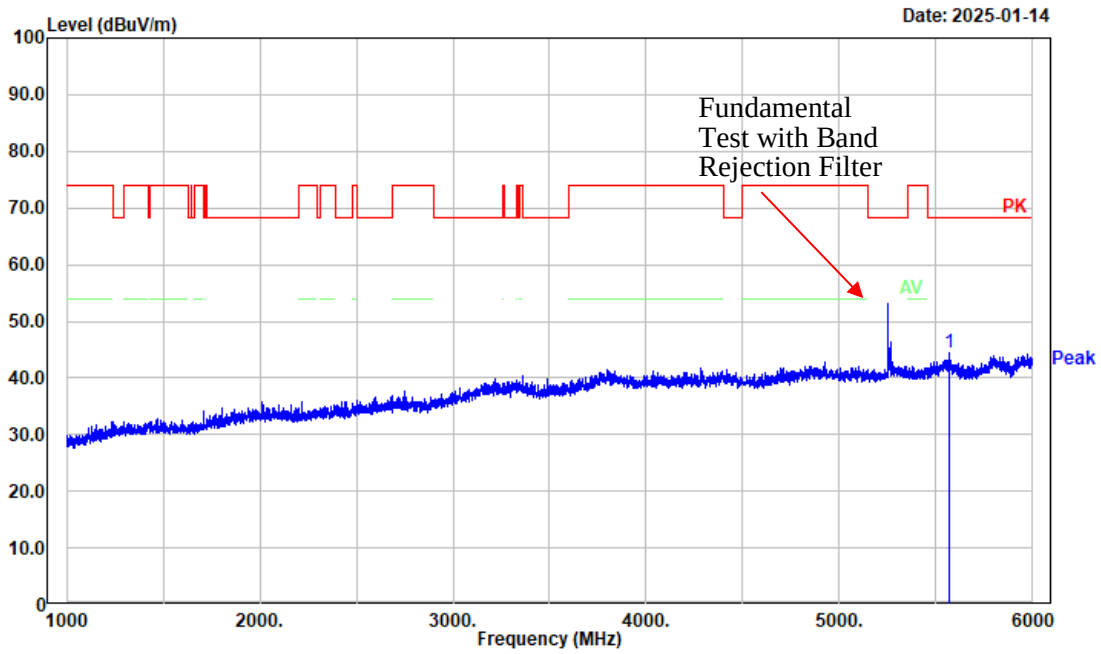

No.	Frequency (MHz)	Reading (dBµV)	Factor (dB/m)	Result (dBµV/m)	Limit (dBµV/m)	Margin (dB)	Detector
1	5565.000	34.33	9.99	44.32	68.20	23.88	Peak

```
Project No.: 2403A43118E-RF
     Tester: Tao Zhu
  Condition: PK trace RBW:1MHz; VBW:3MHz; SWT:0.3sec
Polarization: vertical
       Note: ax80 26-0 Middle Channel 5290MHz Band 2 Chain 0
```

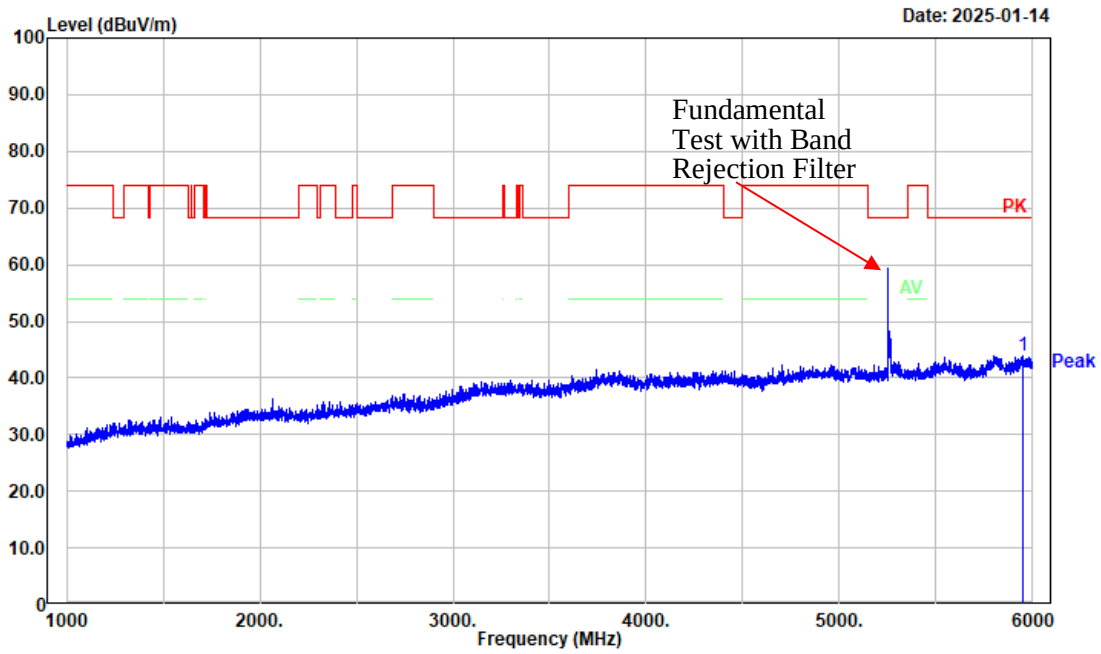

No.	Frequency (MHz)	Reading (dBµV)	Factor (dB/m)	Result (dBµV/m)	Limit (dBµV/m)	Margin (dB)	Detector
1	5947.000	33.95	10.04	43.99	68.20	24.21	Peak

```
Project No.: 2403A43118E-RF
     Tester: Tao Zhu
  Condition: PK trace RBW:1MHz; VBW:3MHz; SWT:0.3sec AV trace RBW:1MHz; VBW:5kHz; SWT:auto
Polarization: horizontal
       Note: ax80 26-0 Middle Channel 5290MHz Band 2 Chain 0
```

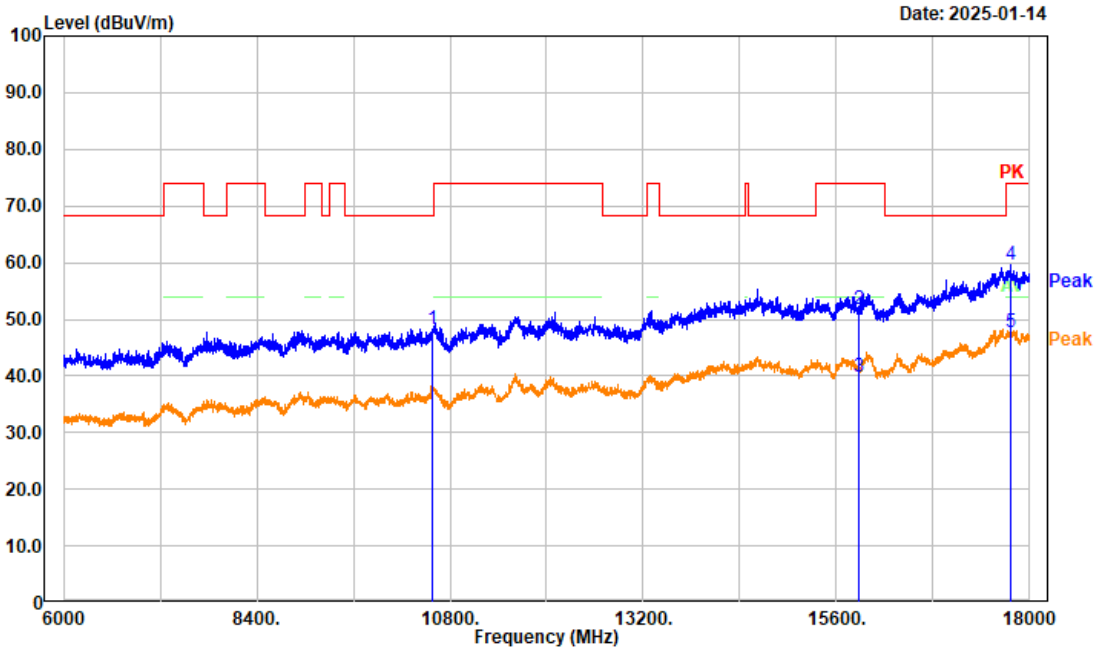

No.	Frequency (MHz)	Reading (dBµV)	Factor (dB/m)	Result (dBµV/m)	Limit (dBµV/m)	Margin (dB)	Detector
1	10580.000	33.65	14.62	48.27	68.20	19.93	Peak
2	15870.000	34.53	17.34	51.87	74.00	22.13	Peak
3	15870.000	22.47	17.34	39.81	54.00	14.19	Average
4	17762.400	33.89	25.82	59.71	74.00	14.29	Peak
5	17762.400	21.84	25.82	47.66	54.00	6.34	Average

```
Project No.: 2403A43118E-RF
     Tester: Tao Zhu
  Condition: PK trace RBW:1MHz; VBW:3MHz; SWT:0.3sec AV trace RBW:1MHz; VBW:5kHz; SWT:auto
Polarization: vertical
       Note: ax80 26-0 Middle Channel 5290MHz Band 2 Chain 0
```

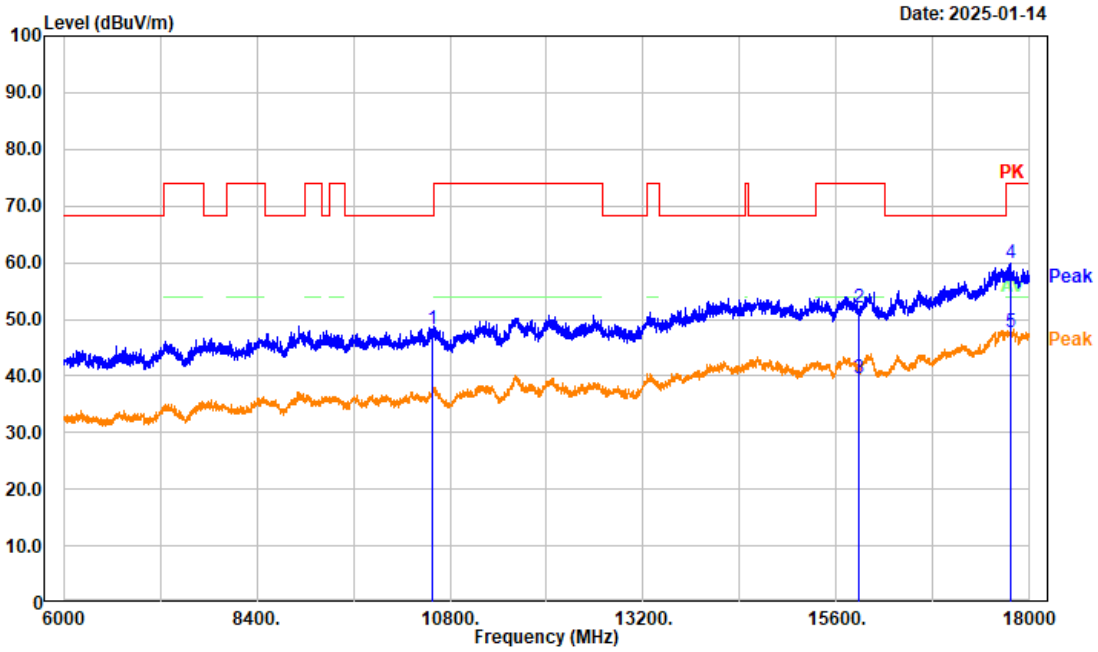

No.	Frequency (MHz)	Reading (dBµV)	Factor (dB/m)	Result (dBµV/m)	Limit (dBµV/m)	Margin (dB)	Detector
1	10580.000	33.54	14.62	48.16	68.20	20.04	Peak
2	15870.000	34.58	17.34	51.92	74.00	22.08	Peak
3	15870.000	22.25	17.34	39.59	54.00	14.41	Average
4	17757.600	33.97	25.83	59.80	74.00	14.20	Peak
5	17757.600	21.74	25.83	47.57	54.00	6.43	Average

```
Project No.: 2403A43118E-RF
     Tester: Tao Zhu
  Condition: PK trace RBW:1MHz; VBW:3MHz; SWT:0.3sec
Polarization: horizontal
       Note: a Low Channel 5500MHz Band 3 Chain 0
```

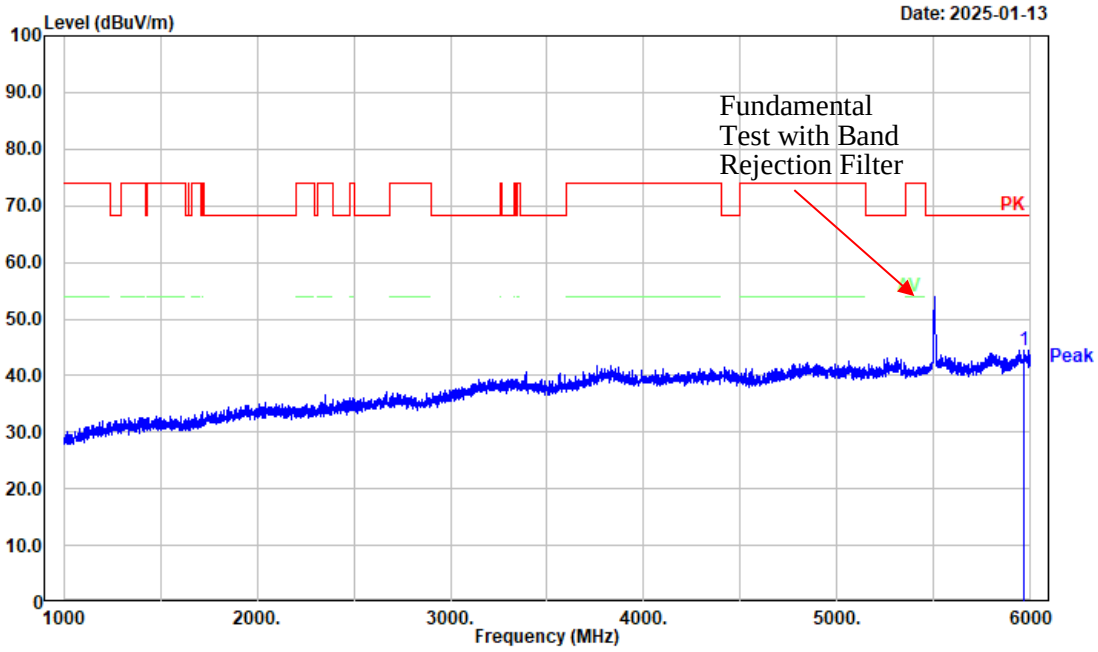

No.	Frequency (MHz)	Reading (dBμV)	Factor (dB/m)	Result (dBμV/m)	Limit (dBμV/m)	Margin (dB)	Detector
1	5969.000	34.22	10.14	44.36	68.20	23.84	Peak

```
Project No.: 2403A43118E-RF
     Tester: Tao Zhu
  Condition: PK trace RBW:1MHz; VBW:3MHz; SWT:0.3sec
Polarization: vertical
       Note: a Low Channel 5500MHz Band 3 Chain 0
```

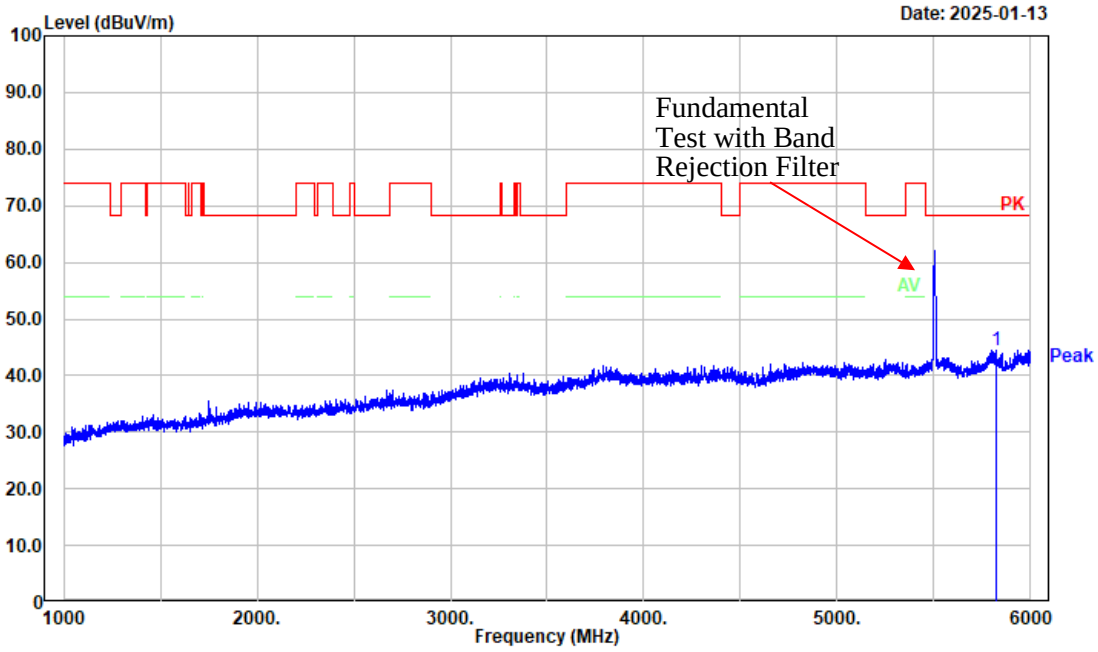

No.	Frequency (MHz)	Reading (dBμV)	Factor (dB/m)	Result (dBμV/m)	Limit (dBμV/m)	Margin (dB)	Detector
1	5820.000	34.95	9.44	44.39	68.20	23.81	Peak

```
Project No.: 2403A43118E-RF
     Tester: Tao Zhu
  Condition: PK trace RBW:1MHz; VBW:3MHz; SWT:0.3sec AV trace RBW:1MHz; VBW:5kHz; SWT:auto
Polarization: horizontal
       Note: a Low Channel 5500MHz Band 3 Chain 0
```

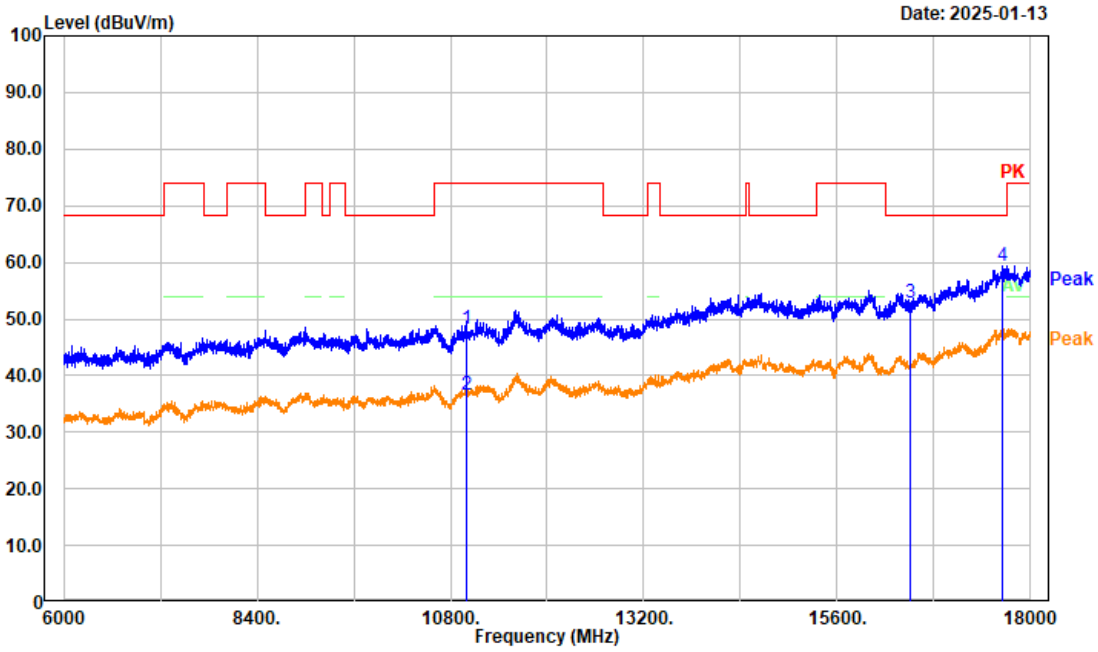

No.	Frequency (MHz)	Reading (dBµV)	Factor (dB/m)	Result (dBµV/m)	Limit (dBµV/m)	Margin (dB)	Detector
1	11000.000	33.74	14.62	48.36	74.00	25.64	Peak
2	11000.000	22.01	14.62	36.63	54.00	17.37	Average
3	16500.000	34.53	18.35	52.88	68.20	15.32	Peak
4	17649.600	34.29	25.18	59.47	68.20	8.73	Peak

```
Project No.: 2403A43118E-RF
     Tester: Tao Zhu
  Condition: PK trace RBW:1MHz; VBW:3MHz; SWT:0.3sec AV trace RBW:1MHz; VBW:5kHz; SWT:auto
Polarization: vertical
       Note: a Low Channel 5500MHz Band 3 Chain 0
```

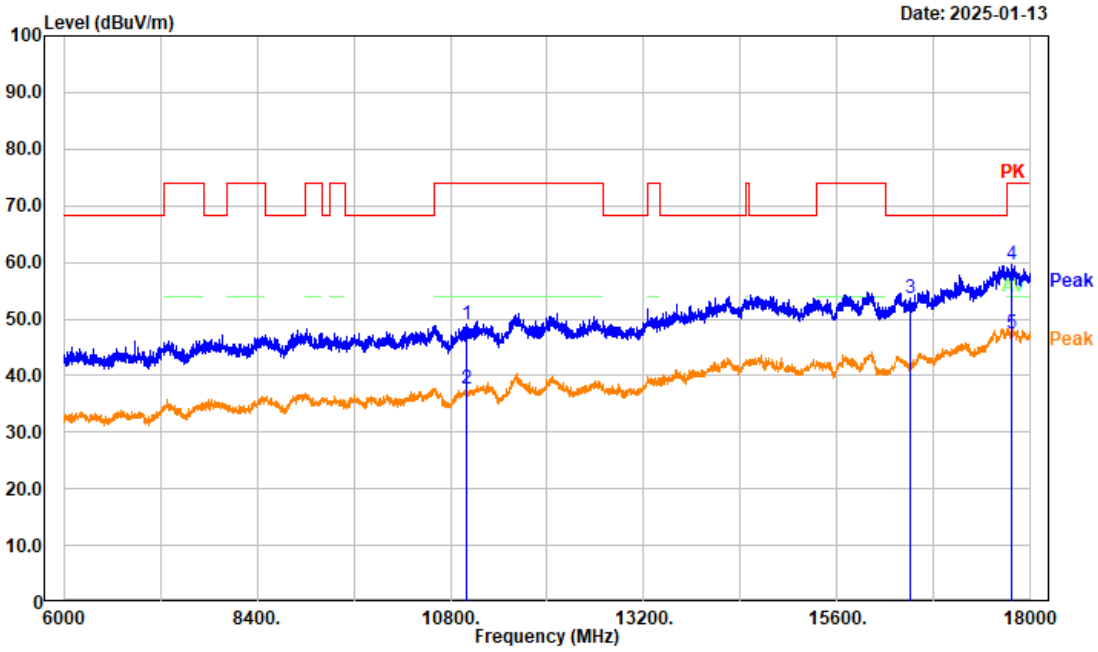

No.	Frequency (MHz)	Reading (dBµV)	Factor (dB/m)	Result (dBµV/m)	Limit (dBµV/m)	Margin (dB)	Detector
1	11000.000	34.56	14.62	49.18	74.00	24.82	Peak
2	11000.000	23.00	14.62	37.62	54.00	16.38	Average
3	16500.000	35.34	18.35	53.69	68.20	14.51	Peak
4	17762.400	33.81	25.82	59.63	74.00	14.37	Peak
5	17762.400	21.72	25.82	47.54	54.00	6.46	Average

```
Project No.: 2403A43118E-RF
     Tester: Tao Zhu
  Condition: PK trace RBW:1MHz; VBW:3MHz; SWT:0.3sec
Polarization: horizontal
       Note: n20 High Channel 5700MHz Band 3 Chain 0
```

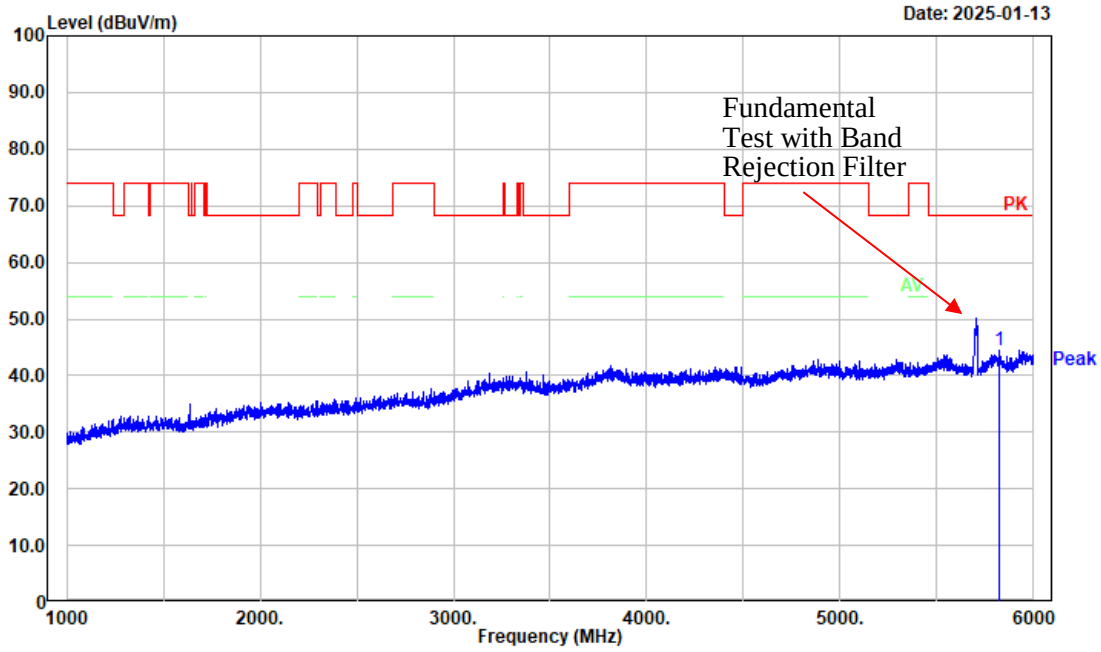

No.	Frequency (MHz)	Reading (dBµV)	Factor (dB/m)	Result (dBµV/m)	Limit (dBµV/m)	Margin (dB)	Detector
1	5821.000	35.01	9.43	44.44	68.20	23.76	Peak

```
Project No.: 2403A43118E-RF
     Tester: Tao Zhu
  Condition: PK trace RBW:1MHz; VBW:3MHz; SWT:0.3sec
Polarization: vertical
       Note: n20 High Channel 5700MHz Band 3 Chain 0
```

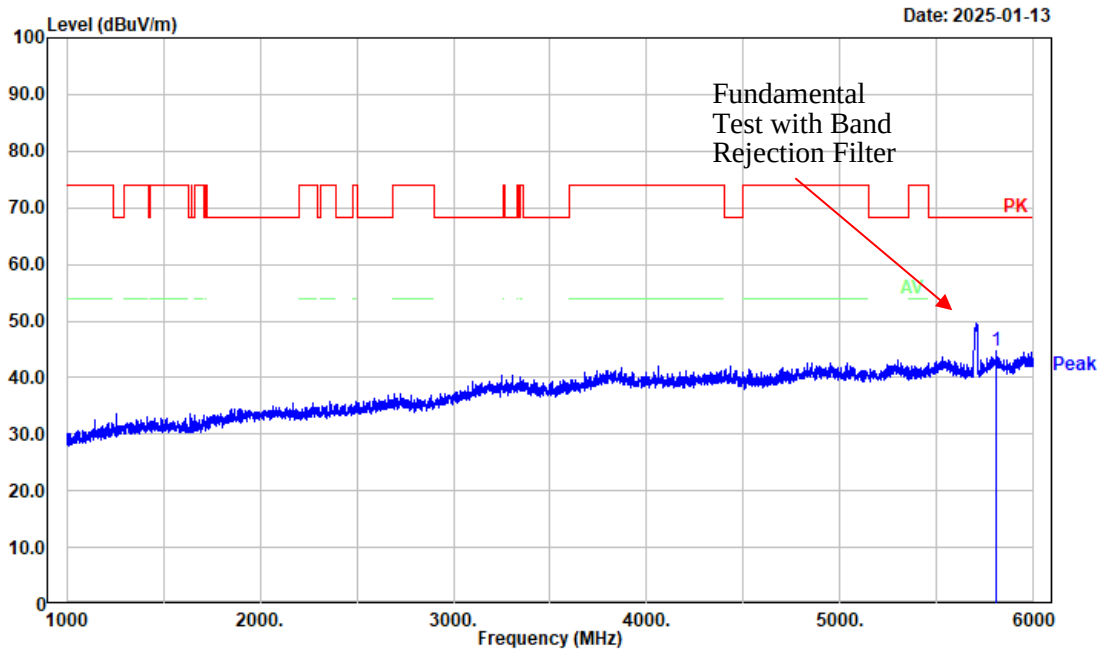

No.	Frequency (MHz)	Reading (dBμV)	Factor (dB/m)	Result (dBμV/m)	Limit (dBμV/m)	Margin (dB)	Detector
1	5810.000	35.28	9.50	44.78	68.20	23.42	Peak

```
Project No.: 2403A43118E-RF
     Tester: Tao Zhu
  Condition: PK trace RBW:1MHz; VBW:3MHz; SWT:0.3sec AV trace RBW:1MHz; VBW:5kHz; SWT:auto
Polarization: horizontal
       Note: n20 High Channel 5700MHz Band 3 Chain 0
```

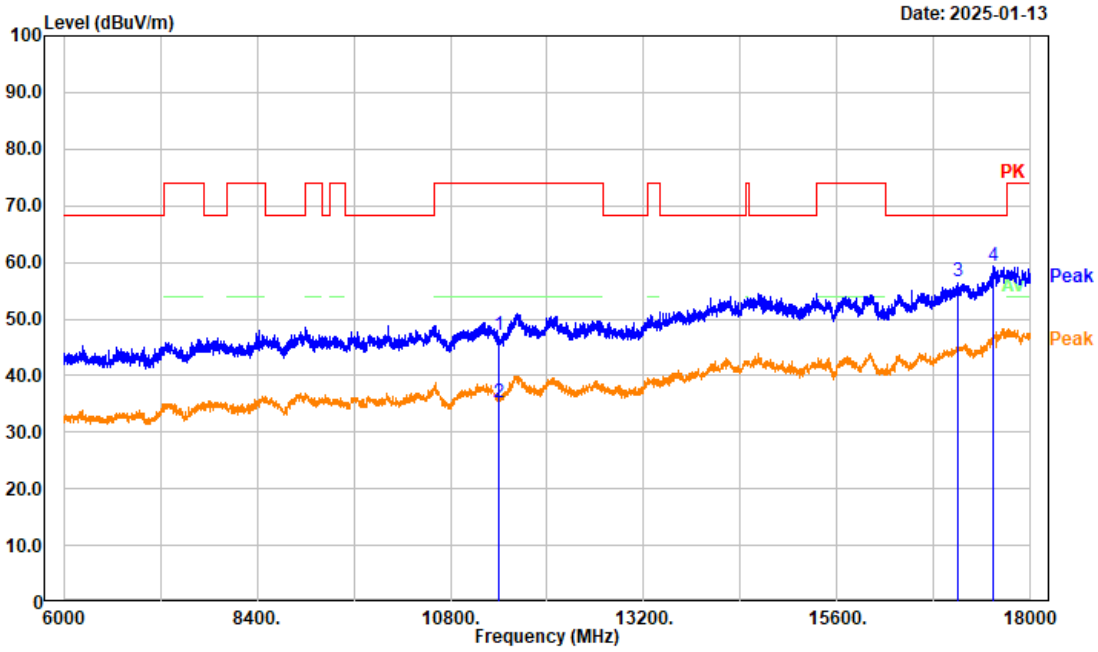

No.	Frequency (MHz)	Reading (dBµV)	Factor (dB/m)	Result (dBµV/m)	Limit (dBµV/m)	Margin (dB)	Detector
1	11400.000	33.59	13.60	47.19	74.00	26.81	Peak
2	11400.000	21.52	13.60	35.12	54.00	18.88	Average
3	17100.000	35.09	21.60	56.69	68.20	11.51	Peak
4	17536.800	36.08	23.38	59.46	68.20	8.74	Peak

```
Project No.: 2403A43118E-RF
     Tester: Tao Zhu
  Condition: PK trace RBW:1MHz; VBW:3MHz; SWT:0.3sec AV trace RBW:1MHz; VBW:5kHz; SWT:auto
Polarization: vertical
       Note: n20 High Channel 5700MHz Band 3 Chain 0
```

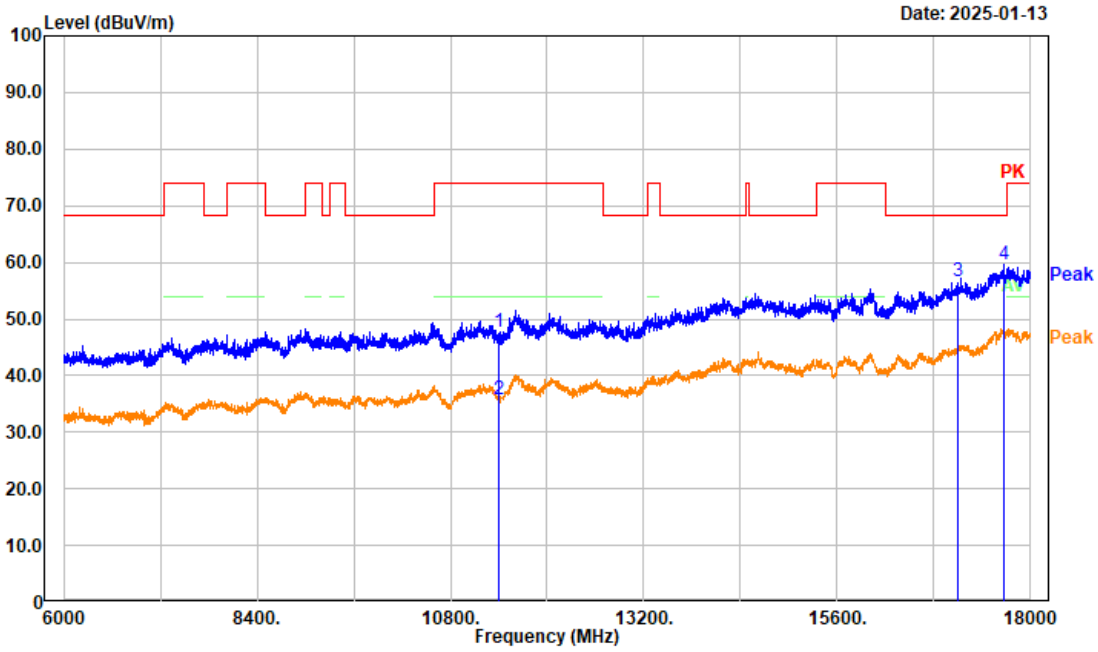

No.	Frequency (MHz)	Reading (dBµV)	Factor (dB/m)	Result (dBµV/m)	Limit (dBµV/m)	Margin (dB)	Detector
1	11400.000	34.10	13.60	47.70	74.00	26.30	Peak
2	11400.000	22.06	13.60	35.66	54.00	18.34	Average
3	17100.000	35.11	21.60	56.71	68.20	11.49	Peak
4	17661.600	34.38	25.35	59.73	68.20	8.47	Peak

```
Project No.: 2403A43118E-RF
     Tester: Tao Zhu
  Condition: PK trace RBW:1MHz; VBW:3MHz; SWT:0.3sec
Polarization: horizontal
       Note: n40 High Channel 5670MHz Band 3 Chain 0
```

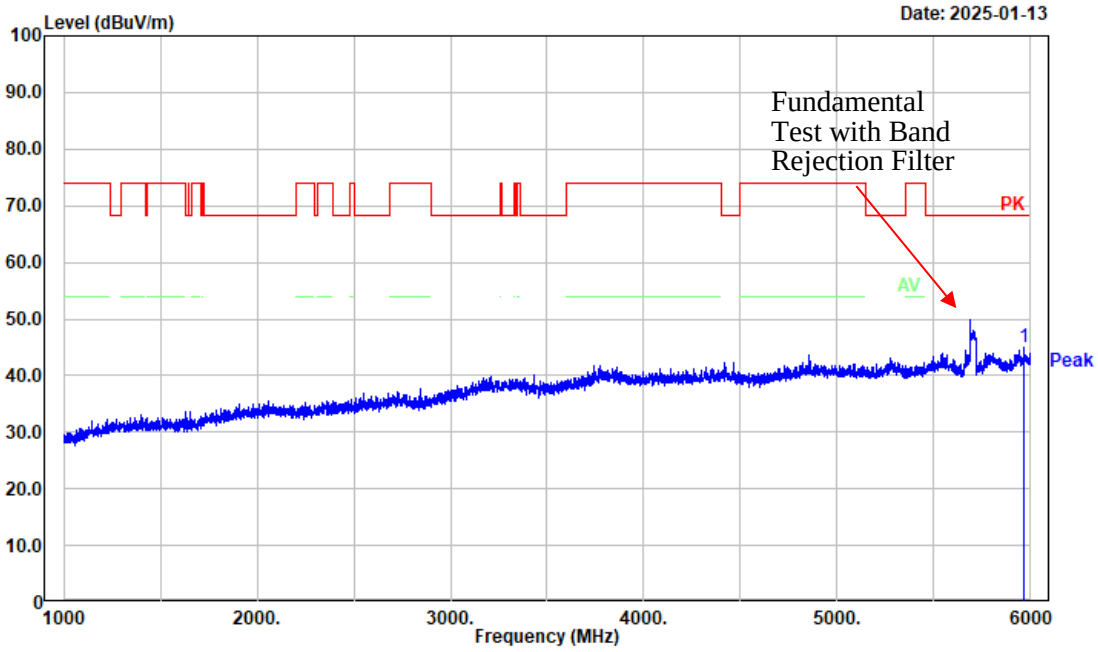

No.	Frequency (MHz)	Reading (dBµV)	Factor (dB/m)	Result (dBµV/m)	Limit (dBµV/m)	Margin (dB)	Detector
1	5966.000	34.79	10.13	44.92	68.20	23.28	Peak

```
Project No.: 2403A43118E-RF
     Tester: Tao Zhu
  Condition: PK trace RBW:1MHz; VBW:3MHz; SWT:0.3sec
Polarization: vertical
       Note: n40 High Channel 5670MHz Band 3 Chain 0
```

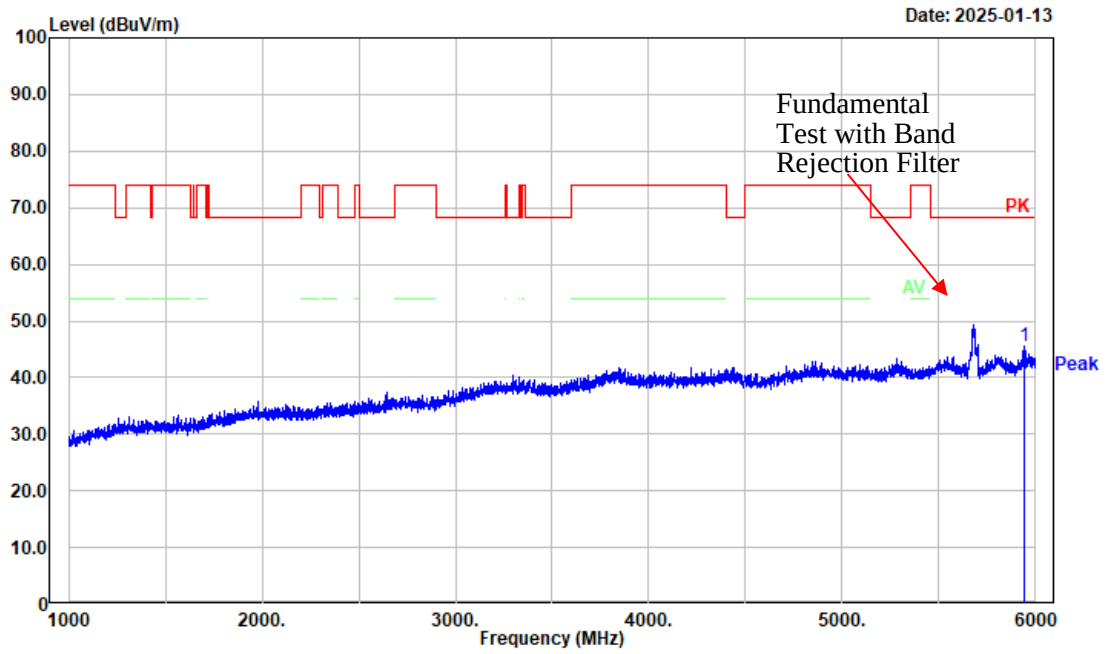

No.	Frequency (MHz)	Reading (dBμV)	Factor (dB/m)	Result (dBμV/m)	Limit (dBμV/m)	Margin (dB)	Detector
1	5938.000	35.51	9.95	45.46	68.20	22.74	Peak

```
Project No.: 2403A43118E-RF
     Tester: Tao Zhu
  Condition: PK trace RBW:1MHz; VBW:3MHz; SWT:0.3sec AV trace RBW:1MHz; VBW:5kHz; SWT:auto
Polarization: horizontal
       Note: n40 High Channel 5670MHz Band 3 Chain 0
```

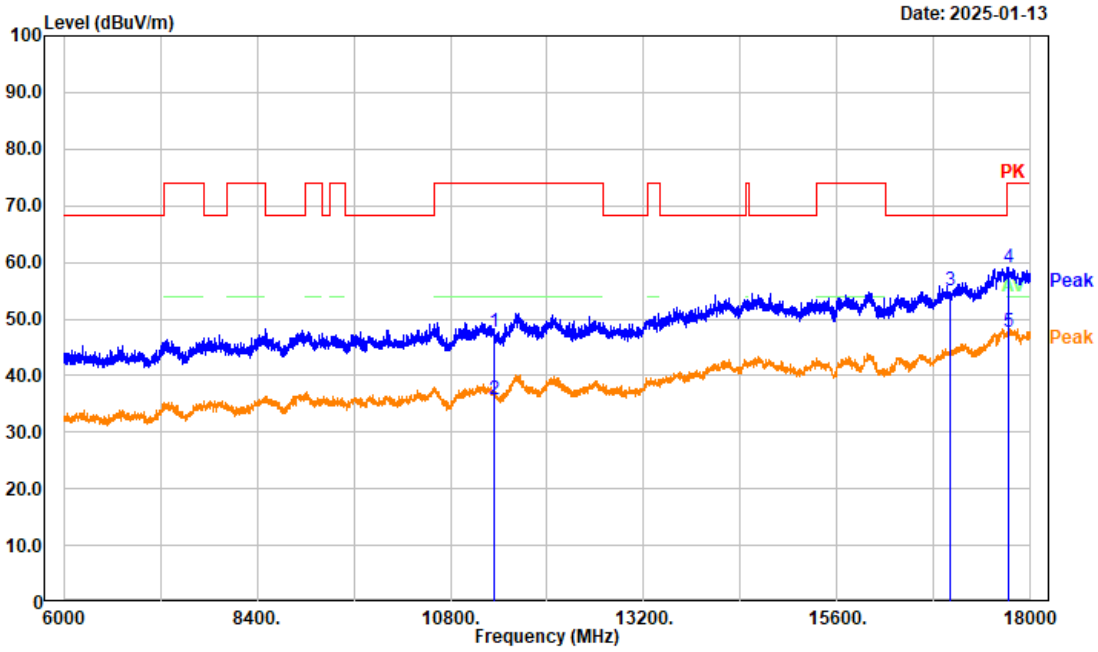

No.	Frequency (MHz)	Reading (dBµV)	Factor (dB/m)	Result (dBµV/m)	Limit (dBµV/m)	Margin (dB)	Detector
1	11340.000	33.22	14.40	47.62	74.00	26.38	Peak
2	11340.000	21.47	14.40	35.87	54.00	18.13	Average
3	17010.000	34.92	20.11	55.03	68.20	13.17	Peak
4	17724.000	33.24	25.87	59.11	74.00	14.89	Peak
5	17724.000	21.82	25.87	47.69	54.00	6.31	Average

```
Project No.: 2403A43118E-RF
     Tester: Tao Zhu
  Condition: PK trace RBW:1MHz; VBW:3MHz; SWT:0.3sec AV trace RBW:1MHz; VBW:5kHz; SWT:auto
Polarization: vertical
       Note: n40 High Channel 5670MHz Band 3 Chain 0
```

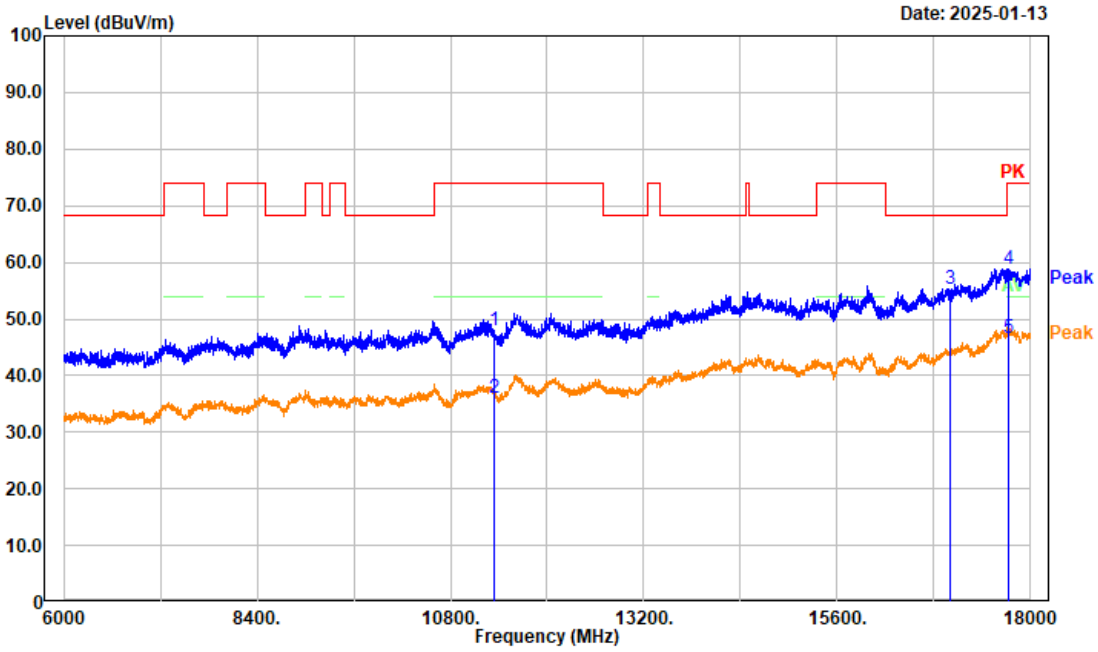

No.	Frequency (MHz)	Reading (dBµV)	Factor (dB/m)	Result (dBµV/m)	Limit (dBµV/m)	Margin (dB)	Detector
1	11340.000	33.65	14.40	48.05	74.00	25.95	Peak
2	11340.000	21.66	14.40	36.06	54.00	17.94	Average
3	17010.000	35.19	20.11	55.30	68.20	12.90	Peak
4	17719.200	33.04	25.89	58.93	74.00	15.07	Peak
5	17719.200	20.80	25.89	46.69	54.00	7.31	Average

```
Project No.: 2403A43118E-RF
     Tester: Tao Zhu
  Condition: PK trace RBW:1MHz; VBW:3MHz; SWT:0.3sec
Polarization: horizontal
       Note: ac80 Middle Channel 5610MHz Band 3 Chain 0
```

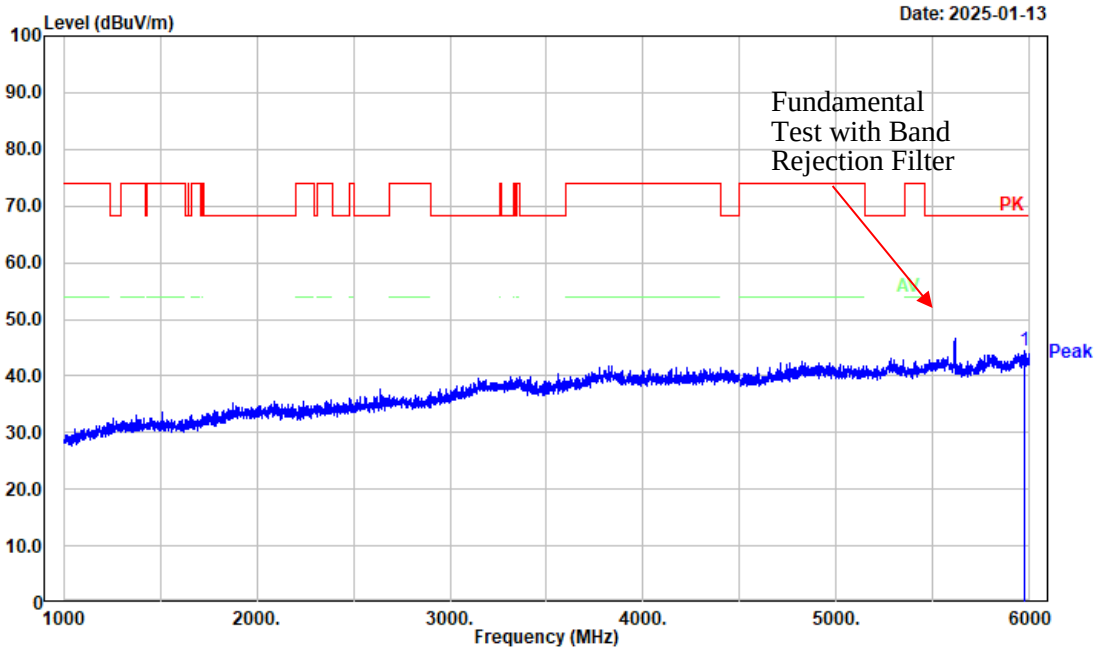

No.	Frequency (MHz)	Reading (dBμV)	Factor (dB/m)	Result (dBμV/m)	Limit (dBμV/m)	Margin (dB)	Detector
1	5971.000	34.34	10.15	44.49	68.20	23.71	Peak

```
Project No.: 2403A43118E-RF
     Tester: Tao Zhu
  Condition: PK trace RBW:1MHz; VBW:3MHz; SWT:0.3sec
Polarization: vertical
       Note: ac80 Middle Channel 5610MHz Band 3 Chain 0
```

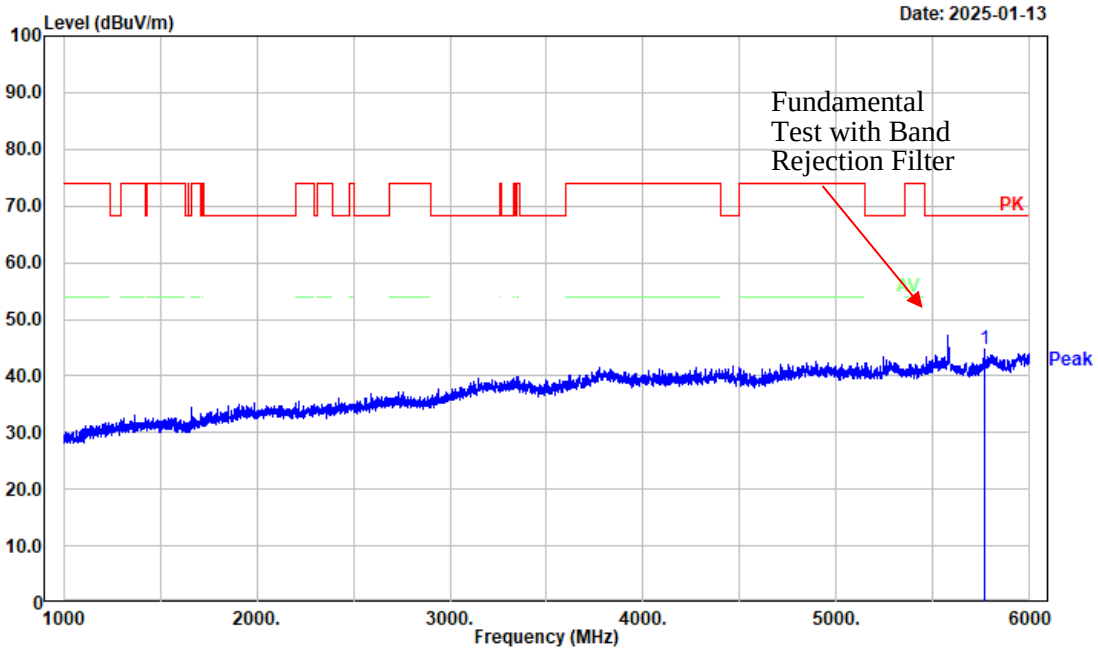

No.	Frequency (MHz)	Reading (dBμV)	Factor (dB/m)	Result (dBμV/m)	Limit (dBμV/m)	Margin (dB)	Detector
1	5766.000	35.32	9.45	44.77	68.20	23.43	Peak

```
Project No.: 2403A43118E-RF
     Tester: Tao Zhu
  Condition: PK trace RBW:1MHz; VBW:3MHz; SWT:0.3sec AV trace RBW:1MHz; VBW:5kHz; SWT:auto
Polarization: horizontal
       Note: ac80 Middle Channel 5610MHz Band 3 Chain 0
```

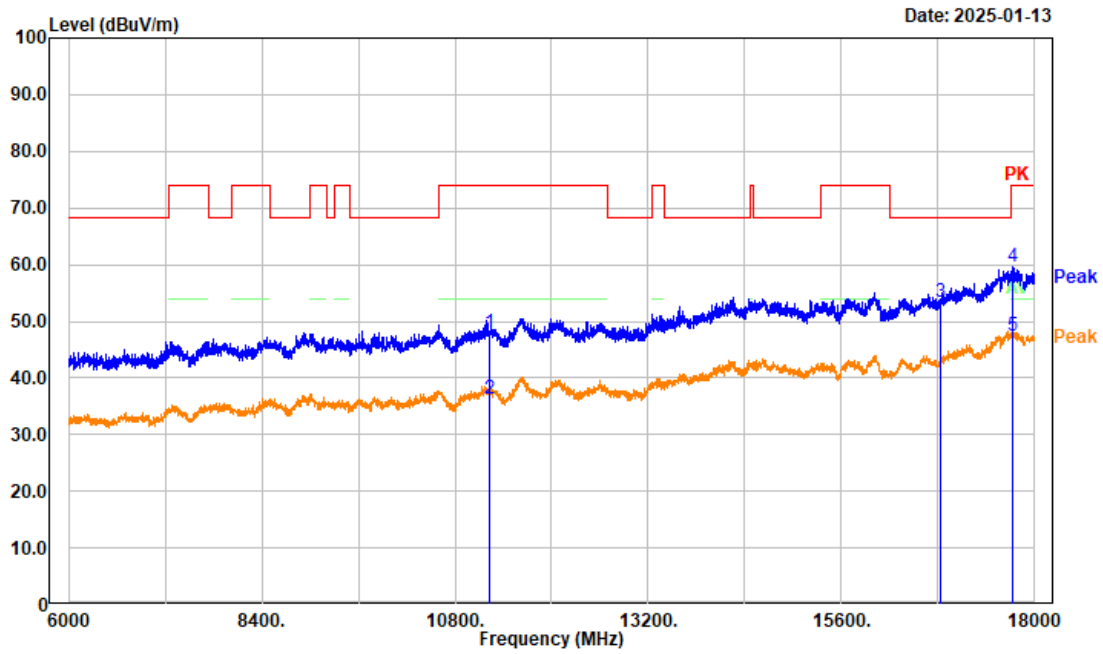

No.	Frequency (MHz)	Reading (dBµV)	Factor (dB/m)	Result (dBµV/m)	Limit (dBµV/m)	Margin (dB)	Detector
1	11220.000	33.06	14.95	48.01	74.00	25.99	Peak
2	11220.000	21.44	14.95	36.39	54.00	17.61	Average
3	16830.000	34.40	18.92	53.32	68.20	14.88	Peak
4	17724.000	33.80	25.87	59.67	74.00	14.33	Peak
5	17724.000	21.64	25.87	47.51	54.00	6.49	Average

```
Project No.: 2403A43118E-RF
     Tester: Tao Zhu
  Condition: PK trace RBW:1MHz; VBW:3MHz; SWT:0.3sec AV trace RBW:1MHz; VBW:5kHz; SWT:auto
Polarization: vertical
       Note: ac80 Middle Channel 5610MHz Band 3 Chain 0
```

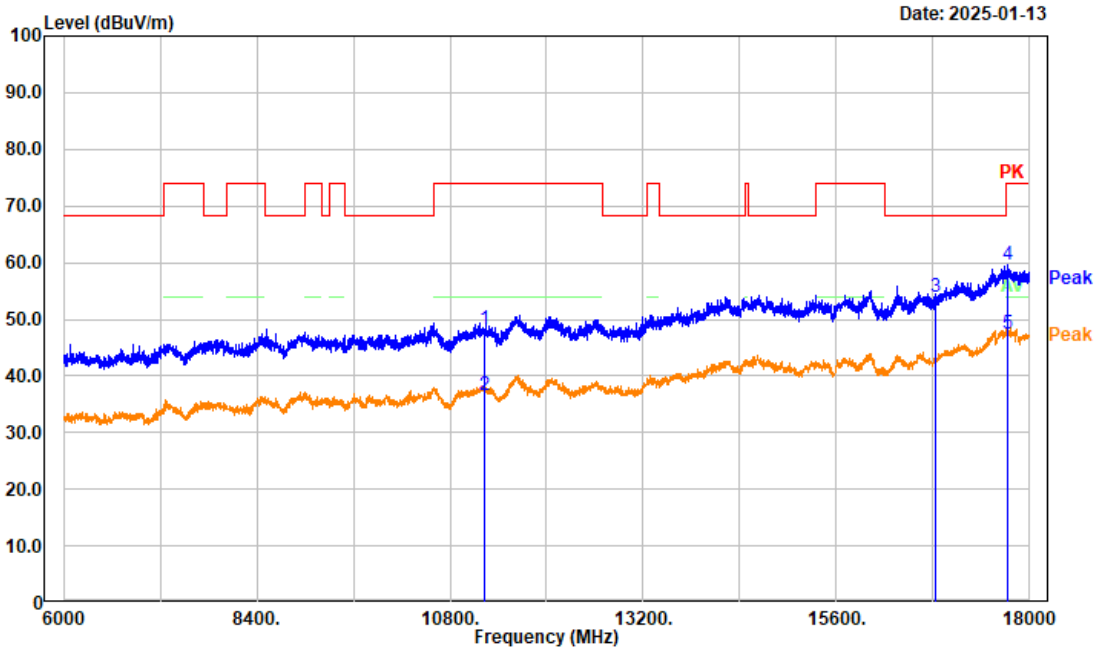

No.	Frequency (MHz)	Reading (dBµV)	Factor (dB/m)	Result (dBµV/m)	Limit (dBµV/m)	Margin (dB)	Detector
1	11220.000	33.35	14.95	48.30	74.00	25.70	Peak
2	11220.000	21.58	14.95	36.53	54.00	17.47	Average
3	16830.000	35.10	18.92	54.02	68.20	14.18	Peak
4	17719.200	33.85	25.89	59.74	74.00	14.26	Peak
5	17719.200	21.66	25.89	47.55	54.00	6.45	Average

```
Project No.: 2403A43118E-RF
     Tester: Tao Zhu
  Condition: PK trace RBW:1MHz; VBW:3MHz; SWT:0.3sec
Polarization: horizontal
       Note: ax20 Full High Channel 5700MHz Band 3 Chain 0
```

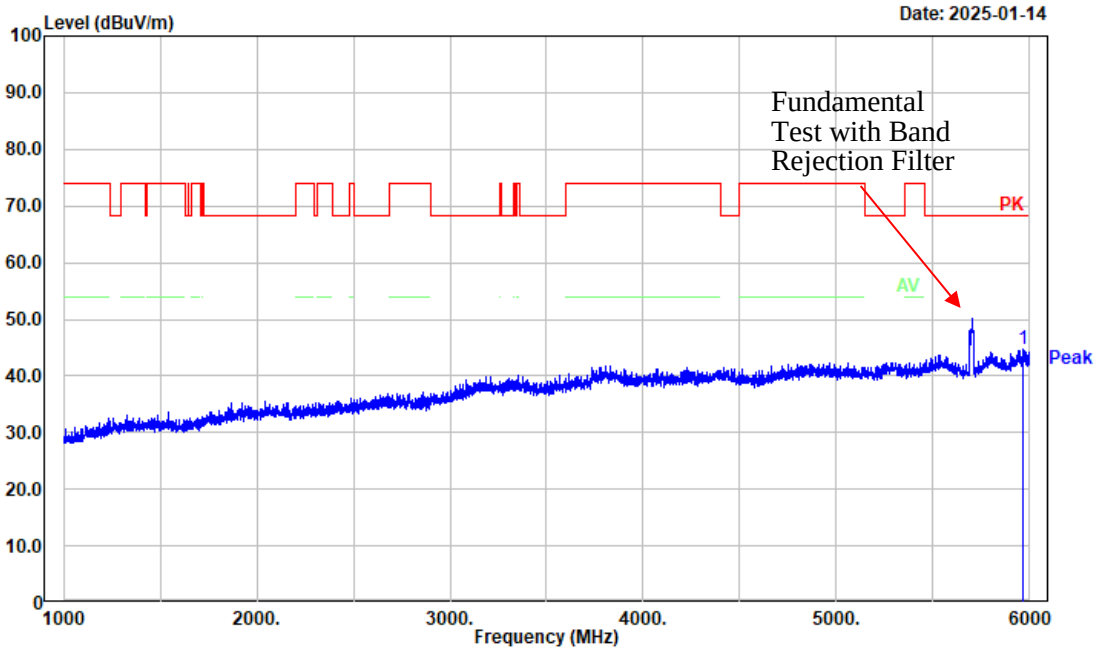

No.	Frequency (MHz)	Reading (dBμV)	Factor (dB/m)	Result (dBμV/m)	Limit (dBμV/m)	Margin (dB)	Detector
1	5969.000	34.45	10.14	44.59	68.20	23.61	Peak

```
Project No.: 2403A43118E-RF
     Tester: Tao Zhu
  Condition: PK trace RBW:1MHz; VBW:3MHz; SWT:0.3sec
Polarization: vertical
       Note: ax20 Full High Channel 5700MHz Band 3 Chain 0
```

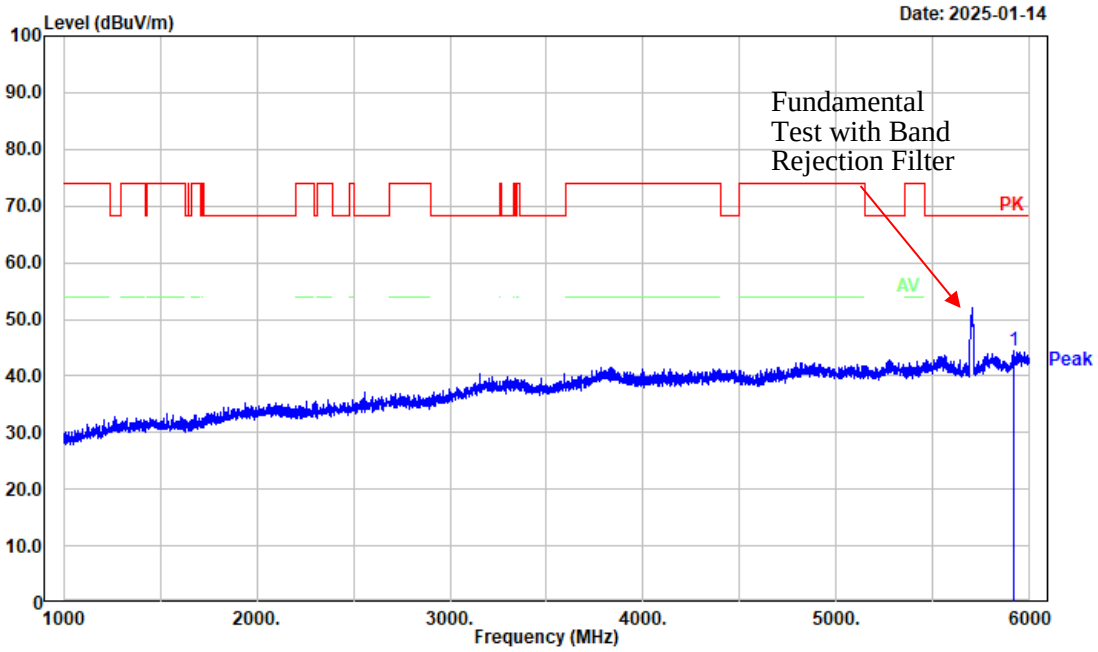

No.	Frequency (MHz)	Reading (dBμV)	Factor (dB/m)	Result (dBμV/m)	Limit (dBμV/m)	Margin (dB)	Detector
1	5921.000	34.63	9.79	44.42	68.20	23.78	Peak

```
Project No.: 2403A43118E-RF
     Tester: Tao Zhu
  Condition: PK trace RBW:1MHz; VBW:3MHz; SWT:0.3sec AV trace RBW:1MHz; VBW:5kHz; SWT:auto
Polarization: horizontal
       Note: ax20 Full High Channel 5700MHz Band 3 Chain 0
```

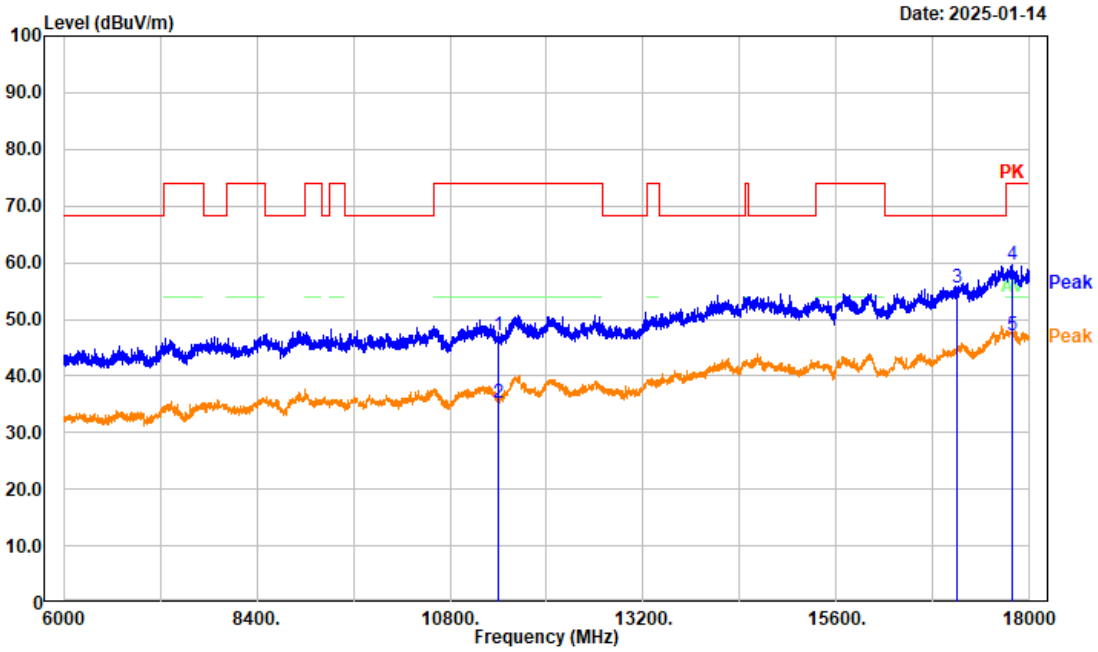

No.	Frequency (MHz)	Reading (dBµV)	Factor (dB/m)	Result (dBµV/m)	Limit (dBµV/m)	Margin (dB)	Detector
1	11400.000	33.65	13.60	47.25	74.00	26.75	Peak
2	11400.000	21.52	13.60	35.12	54.00	18.88	Average
3	17100.000	34.07	21.60	55.67	68.20	12.53	Peak
4	17776.800	33.93	25.80	59.73	74.00	14.27	Peak
5	17776.800	21.45	25.80	47.25	54.00	6.75	Average

```
Project No.: 2403A43118E-RF
     Tester: Tao Zhu
  Condition: PK trace RBW:1MHz; VBW:3MHz; SWT:0.3sec AV trace RBW:1MHz; VBW:5kHz; SWT:auto
Polarization: vertical
       Note: ax20 Full High Channel 5700MHz Band 3 Chain 0
```

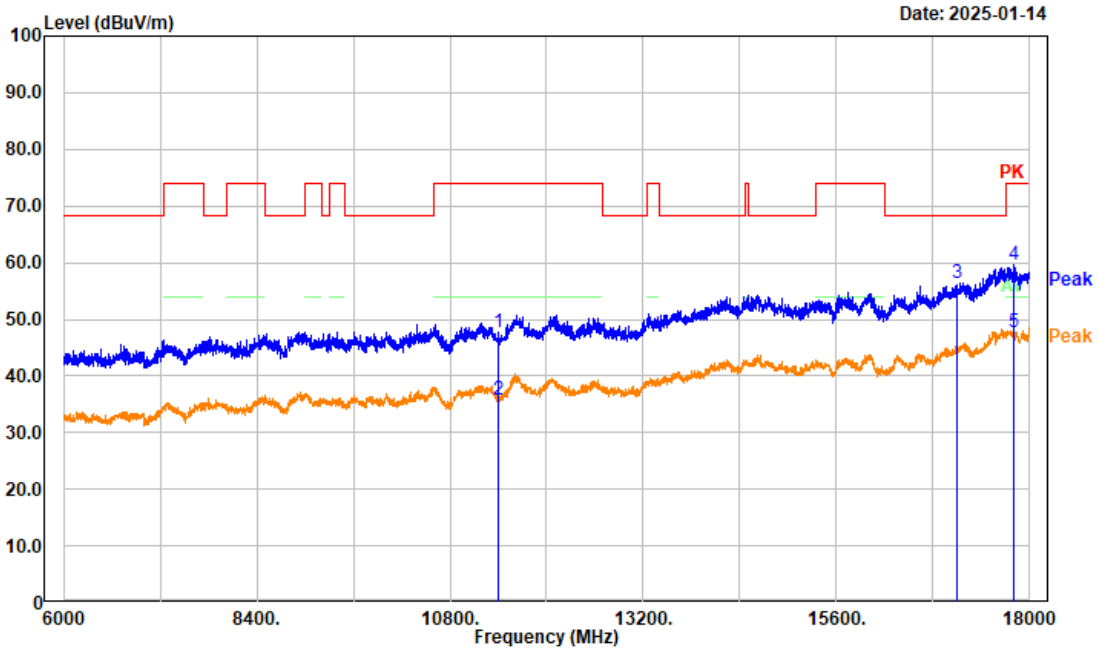

No.	Frequency (MHz)	Reading (dBµV)	Factor (dB/m)	Result (dBµV/m)	Limit (dBµV/m)	Margin (dB)	Detector
1	11400.000	34.10	13.60	47.70	74.00	26.30	Peak
2	11400.000	22.14	13.60	35.74	54.00	18.26	Average
3	17100.000	34.69	21.60	56.29	68.20	11.91	Peak
4	17805.600	33.80	25.76	59.56	74.00	14.44	Peak
5	17805.600	21.93	25.76	47.69	54.00	6.31	Average

```
Project No.: 2403A43118E-RF
     Tester: Tao Zhu
  Condition: PK trace RBW:1MHz; VBW:3MHz; SWT:0.3sec
Polarization: horizontal
       Note: ax40 Full High Channel 5670MHz Band 3 Chain 0
```

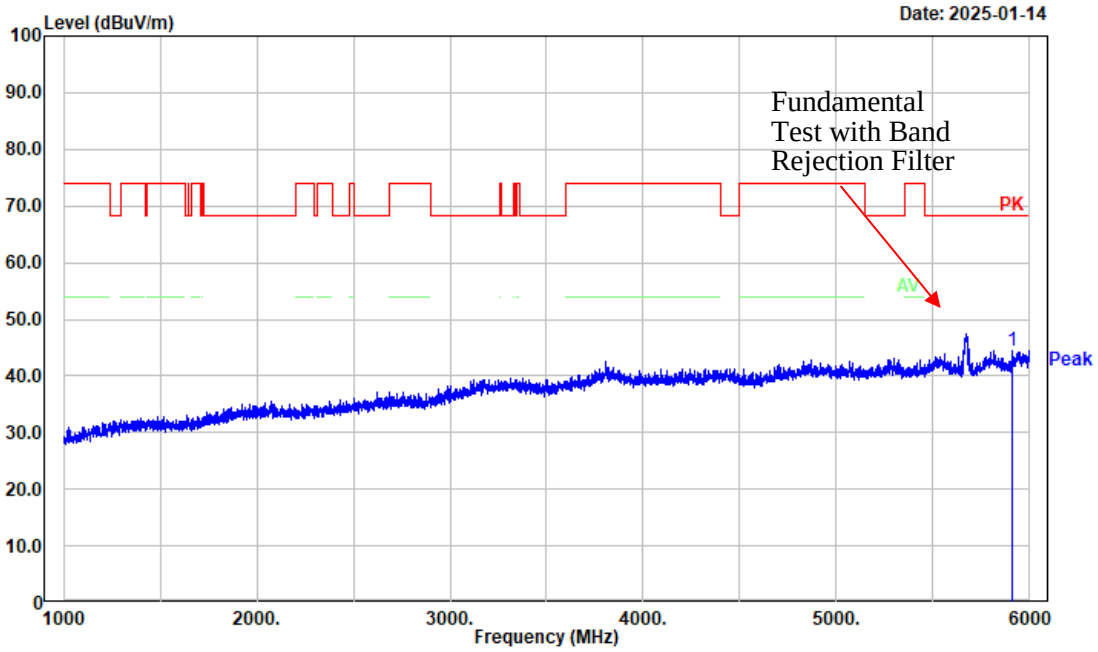

No.	Frequency (MHz)	Reading (dBμV)	Factor (dB/m)	Result (dBμV/m)	Limit (dBμV/m)	Margin (dB)	Detector
1	5912.000	34.77	9.71	44.48	68.20	23.72	Peak

```
Project No.: 2403A43118E-RF
     Tester: Tao Zhu
  Condition: PK trace RBW:1MHz; VBW:3MHz; SWT:0.3sec
Polarization: vertical
       Note: ax40 Full High Channel 5670MHz Band 3 Chain 0
```

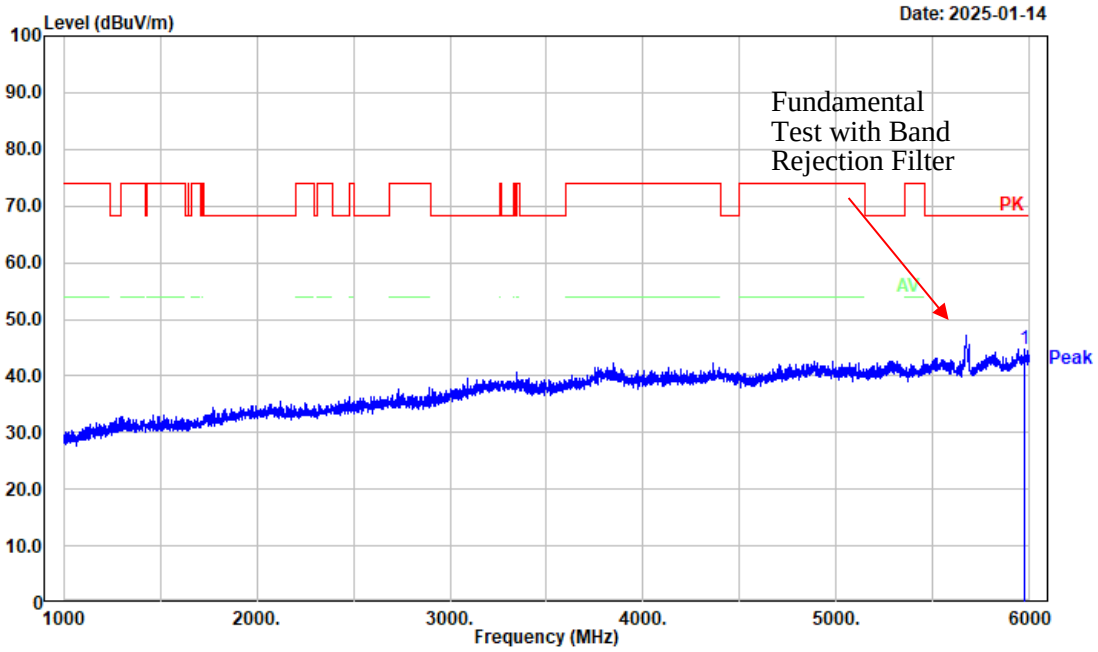

No.	Frequency (MHz)	Reading (dBμV)	Factor (dB/m)	Result (dBμV/m)	Limit (dBμV/m)	Margin (dB)	Detector
1	5975.000	34.45	10.17	44.62	68.20	23.58	Peak

```
Project No.: 2403A43118E-RF
     Tester: Tao Zhu
  Condition: PK trace RBW:1MHz; VBW:3MHz; SWT:0.3sec AV trace RBW:1MHz; VBW:5kHz; SWT:auto
Polarization: horizontal
       Note: ax40 Full High Channel 5670MHz Band 3 Chain 0
```

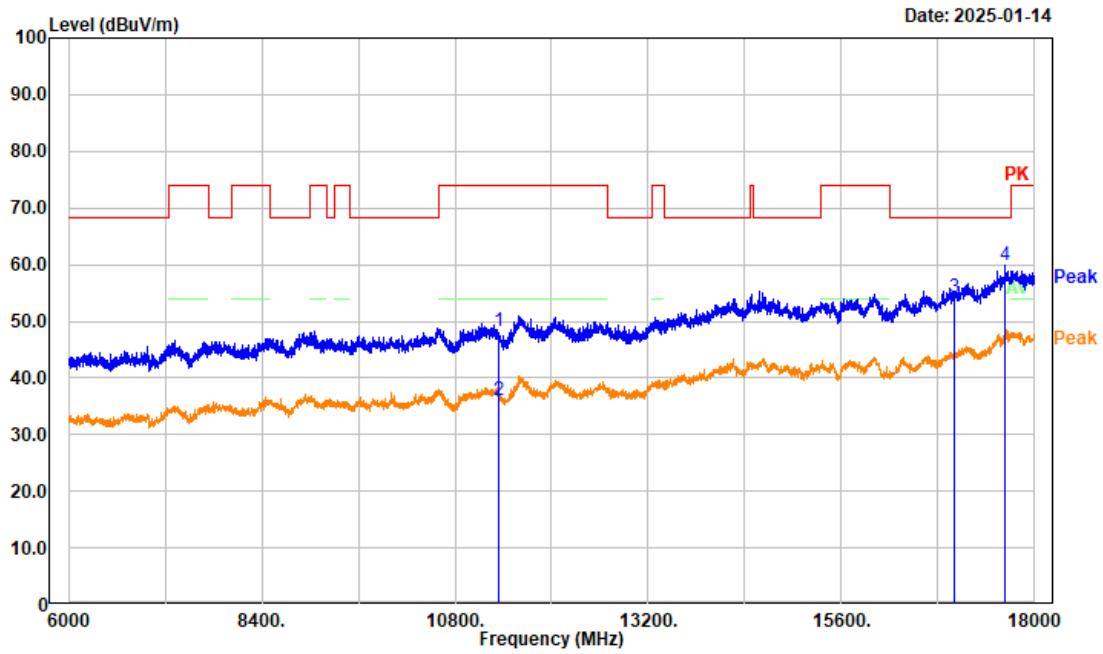

No.	Frequency (MHz)	Reading (dBµV)	Factor (dB/m)	Result (dBµV/m)	Limit (dBµV/m)	Margin (dB)	Detector
1	11340.000	33.80	14.40	48.20	74.00	25.80	Peak
2	11340.000	21.64	14.40	36.04	54.00	17.96	Average
3	17010.000	34.21	20.11	54.32	68.20	13.88	Peak
4	17625.600	35.19	24.82	60.01	68.20	8.19	Peak

```
Project No.: 2403A43118E-RF
     Tester: Tao Zhu
  Condition: PK trace RBW:1MHz; VBW:3MHz; SWT:0.3sec AV trace RBW:1MHz; VBW:5kHz; SWT:auto
Polarization: vertical
       Note: ax40 Full High Channel 5670MHz Band 3 Chain 0
```

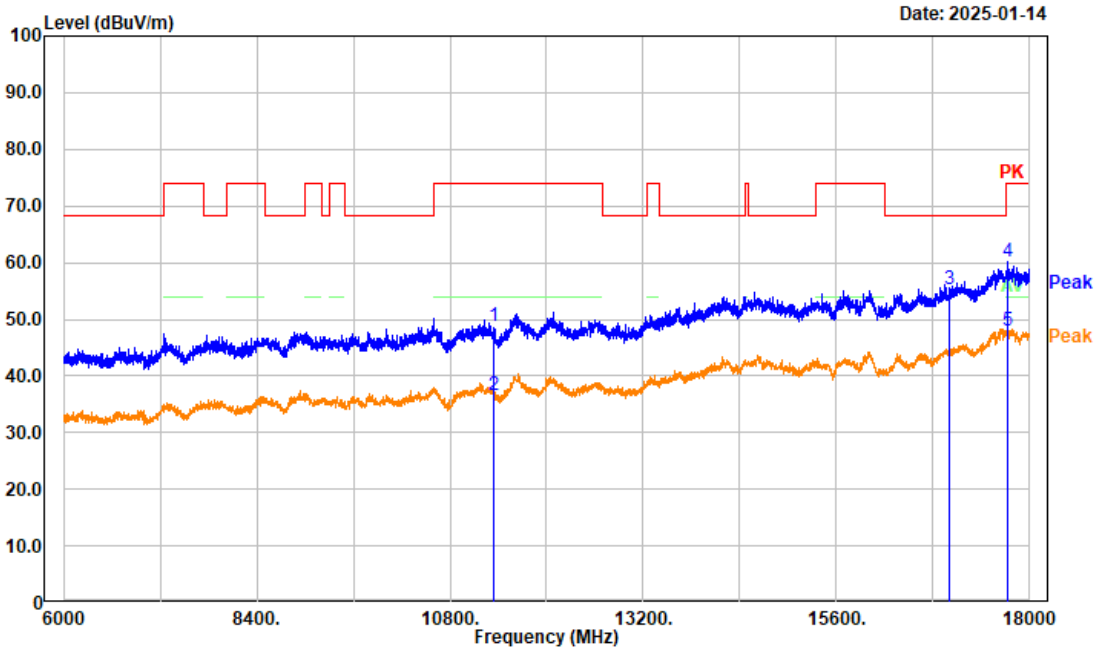

No.	Frequency (MHz)	Reading (dBμV)	Factor (dB/m)	Result (dBμV/m)	Limit (dBμV/m)	Margin (dB)	Detector
1	11340.000	34.39	14.40	48.79	74.00	25.21	Peak
2	11340.000	22.19	14.40	36.59	54.00	17.41	Average
3	17010.000	35.10	20.11	55.21	68.20	12.99	Peak
4	17733.600	34.38	25.87	60.25	74.00	13.75	Peak
5	17733.600	22.01	25.87	47.88	54.00	6.12	Average

```
Project No.: 2403A43118E-RF
     Tester: Tao Zhu
  Condition: PK trace RBW:1MHz; VBW:3MHz; SWT:0.3sec
Polarization: horizontal
       Note: ax80 Full Low Channel 5530MHz Band 3 Chain 0
```

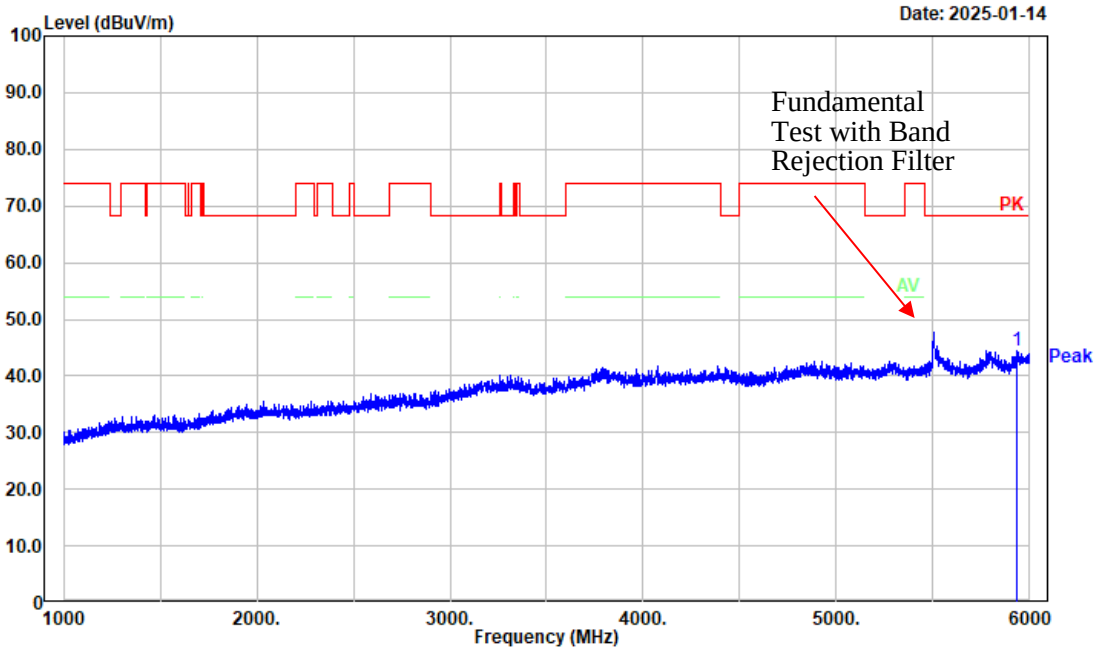

No.	Frequency (MHz)	Reading (dBµV)	Factor (dB/m)	Result (dBµV/m)	Limit (dBµV/m)	Margin (dB)	Detector
1	5935.000	34.57	9.92	44.49	68.20	23.71	Peak

```
Project No.: 2403A43118E-RF
     Tester: Tao Zhu
  Condition: PK trace RBW:1MHz; VBW:3MHz; SWT:0.3sec
Polarization: vertical
       Note: ax80 Full Low Channel 5530MHz Band 3 Chain 0
```

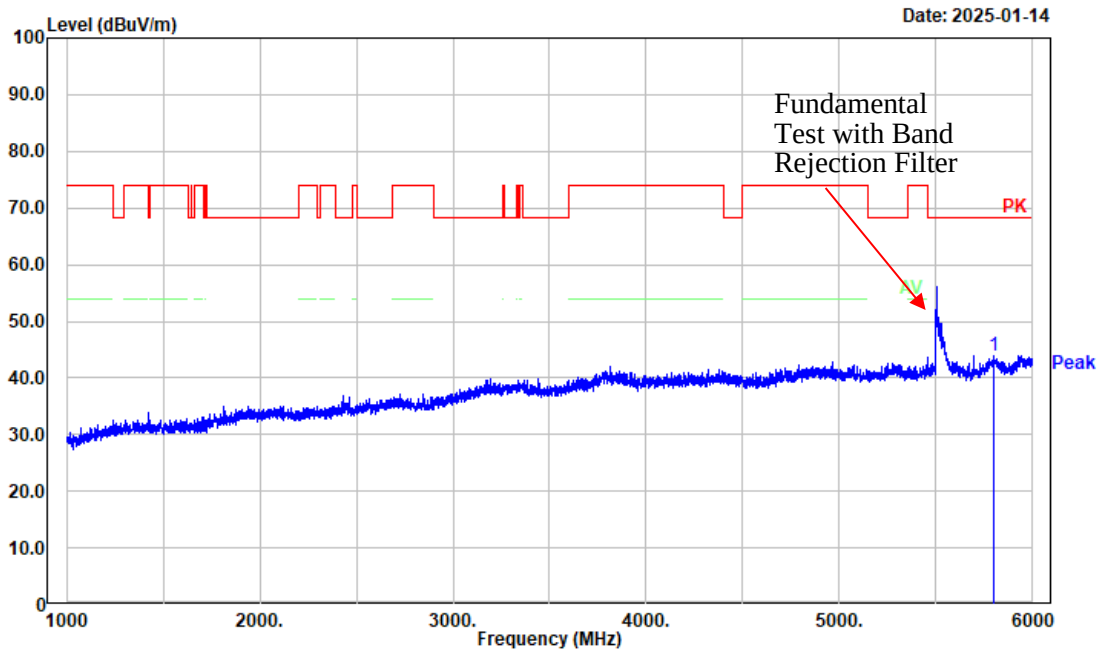

No.	Frequency (MHz)	Reading (dBμV)	Factor (dB/m)	Result (dBμV/m)	Limit (dBμV/m)	Margin (dB)	Detector
1	5801.000	34.31	9.55	43.86	68.20	24.34	Peak

```
Project No.: 2403A43118E-RF
     Tester: Tao Zhu
  Condition: PK trace RBW:1MHz; VBW:3MHz; SWT:0.3sec AV trace RBW:1MHz; VBW:5kHz; SWT:auto
Polarization: horizontal
       Note: ax80 Full Low Channel 5530MHz Band 3 Chain 0
```

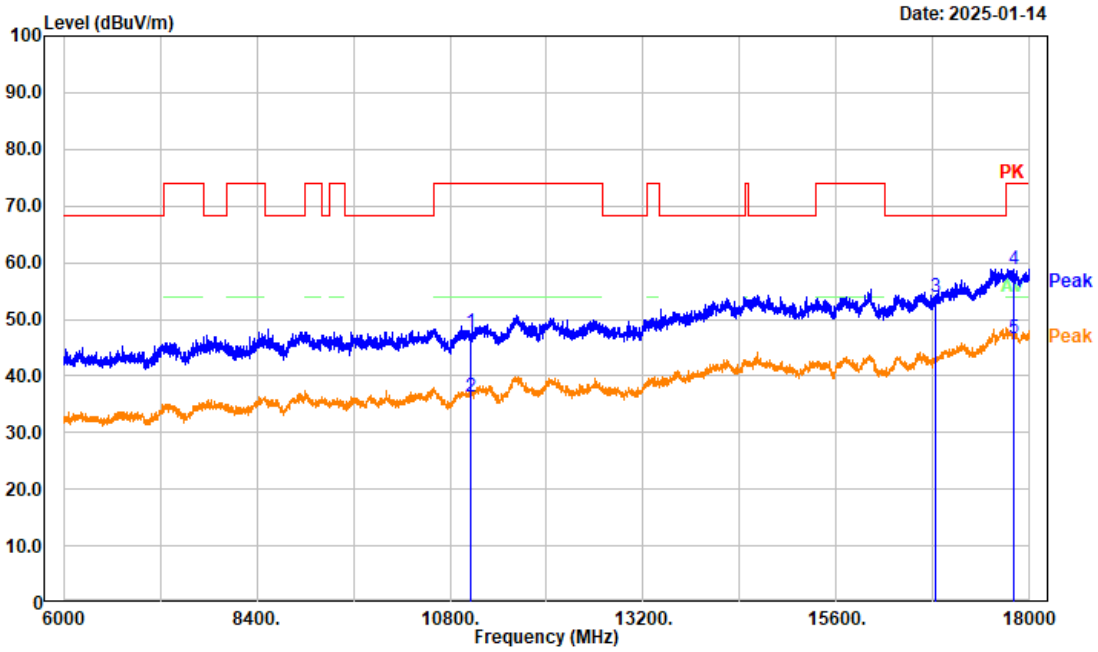

No.	Frequency (MHz)	Reading (dBμV)	Factor (dB/m)	Result (dBμV/m)	Limit (dBμV/m)	Margin (dB)	Detector
1	11060.000	33.35	14.36	47.71	74.00	26.29	Peak
2	11060.000	21.88	14.36	36.24	54.00	17.76	Average
3	16830.000	34.94	18.92	53.86	68.20	14.34	Peak
4	17808.000	33.12	25.76	58.88	74.00	15.12	Peak
5	17808.000	20.93	25.76	46.69	54.00	7.31	Average

```
Project No.: 2403A43118E-RF
     Tester: Tao Zhu
  Condition: PK trace RBW:1MHz; VBW:3MHz; SWT:0.3sec AV trace RBW:1MHz; VBW:5kHz; SWT:auto
Polarization: vertical
       Note: ax80 Full Low Channel 5530MHz Band 3 Chain 0
```

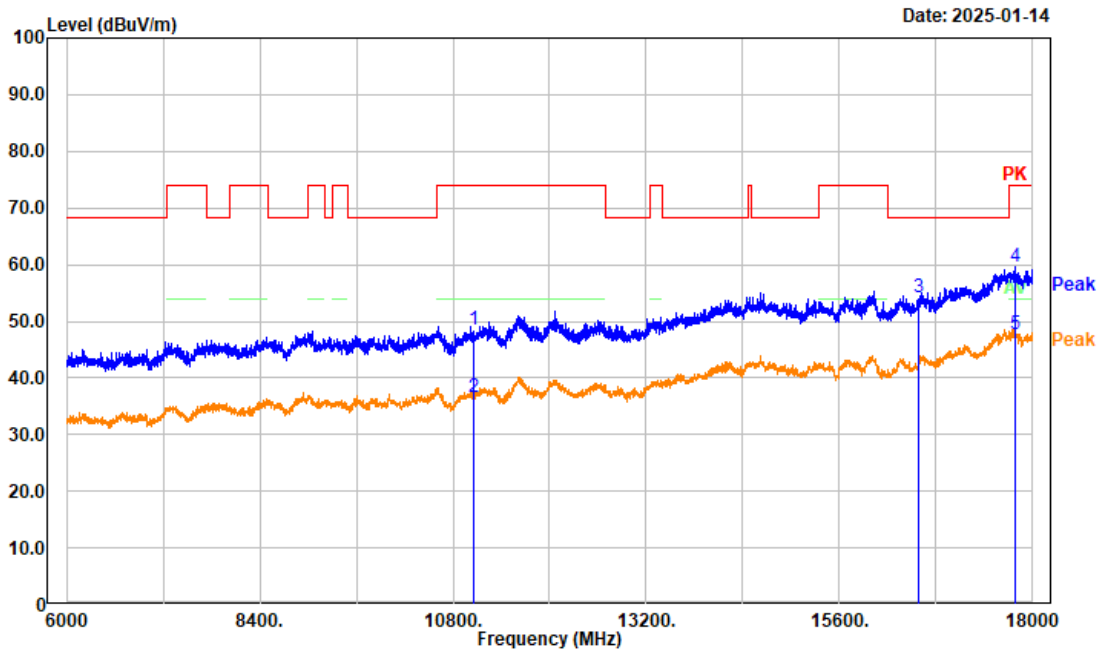

No.	Frequency (MHz)	Reading (dBμV)	Factor (dB/m)	Result (dBμV/m)	Limit (dBμV/m)	Margin (dB)	Detector
1	11060.000	34.21	14.36	48.57	74.00	25.43	Peak
2	11060.000	22.18	14.36	36.54	54.00	17.46	Average
3	16590.000	35.02	19.18	54.20	68.20	14.00	Peak
4	17774.400	33.86	25.81	59.67	74.00	14.33	Peak
5	17774.400	21.80	25.81	47.61	54.00	6.39	Average

```
Project No.: 2403A43118E-RF
     Tester: Tao Zhu
  Condition: PK trace RBW:1MHz; VBW:3MHz; SWT:0.3sec
Polarization: horizontal
       Note: ax20 26-8 High Channel 5700MHz Band 3 Chain 0
```

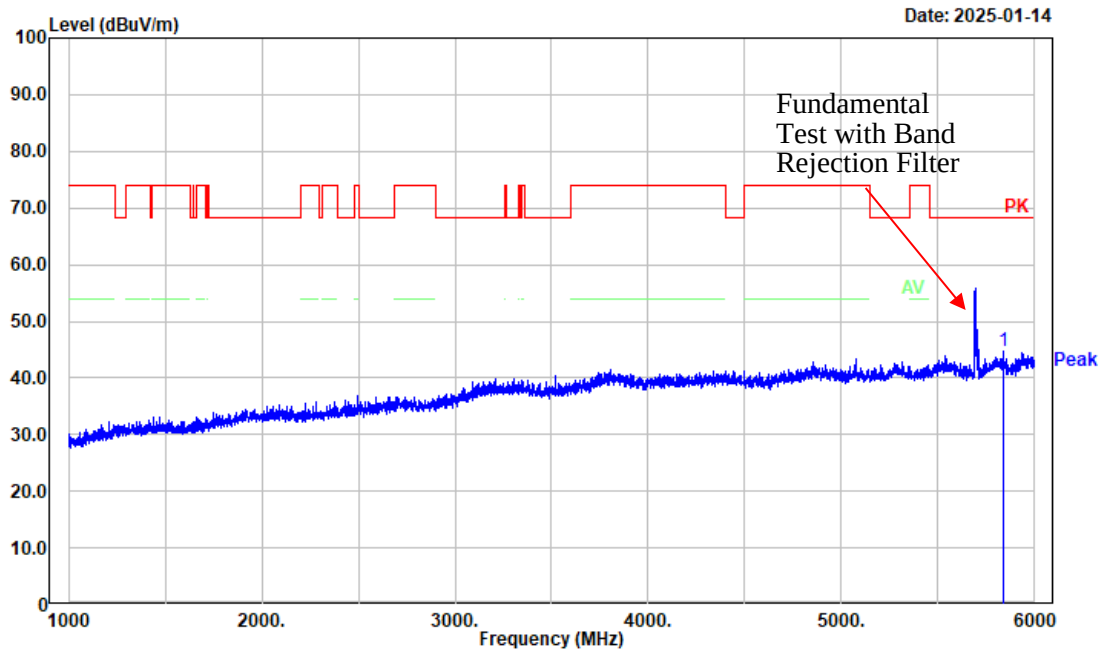

No.	Frequency (MHz)	Reading (dBµV)	Factor (dB/m)	Result (dBµV/m)	Limit (dBµV/m)	Margin (dB)	Detector
1	5839.000	35.50	9.33	44.83	68.20	23.37	Peak

```
Project No.: 2403A43118E-RF
     Tester: Tao Zhu
  Condition: PK trace RBW:1MHz; VBW:3MHz; SWT:0.3sec
Polarization: vertical
       Note: ax20 26-8 High Channel 5700MHz Band 3 Chain 0
```

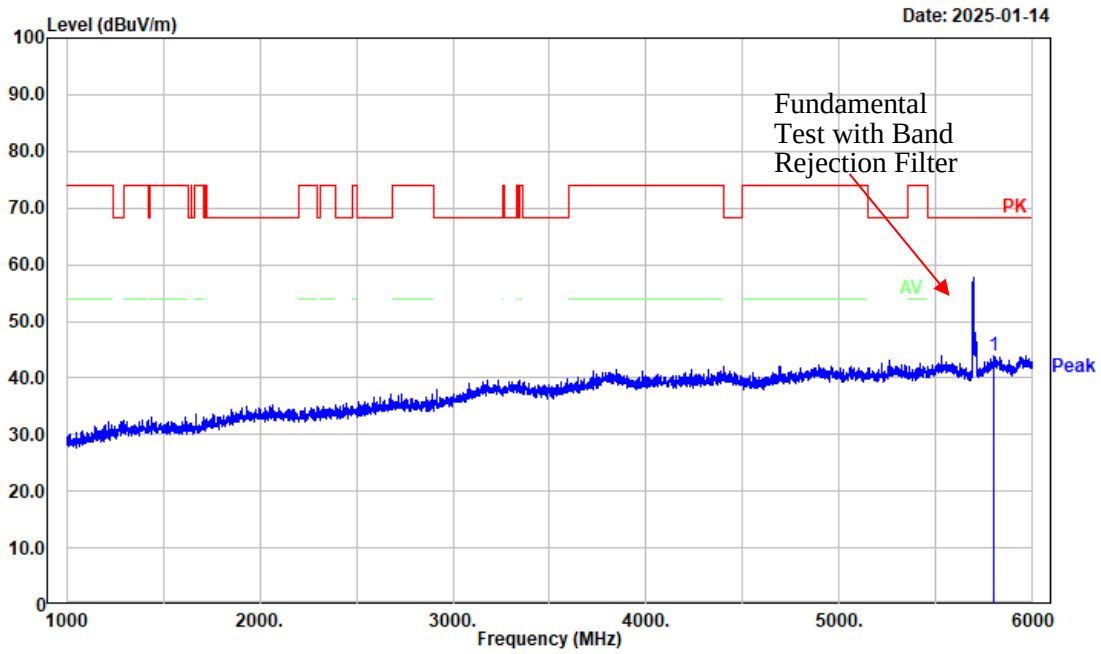

No.	Frequency (MHz)	Reading (dBµV)	Factor (dB/m)	Result (dBµV/m)	Limit (dBµV/m)	Margin (dB)	Detector
1	5800.000	34.29	9.55	43.84	68.20	24.36	Peak

```
Project No.: 2403A43118E-RF
     Tester: Tao Zhu
  Condition: PK trace RBW:1MHz; VBW:3MHz; SWT:0.3sec AV trace RBW:1MHz; VBW:5kHz; SWT:auto
Polarization: horizontal
       Note: ax20 26-8 High Channel 5700MHz Band 3 Chain 0
```

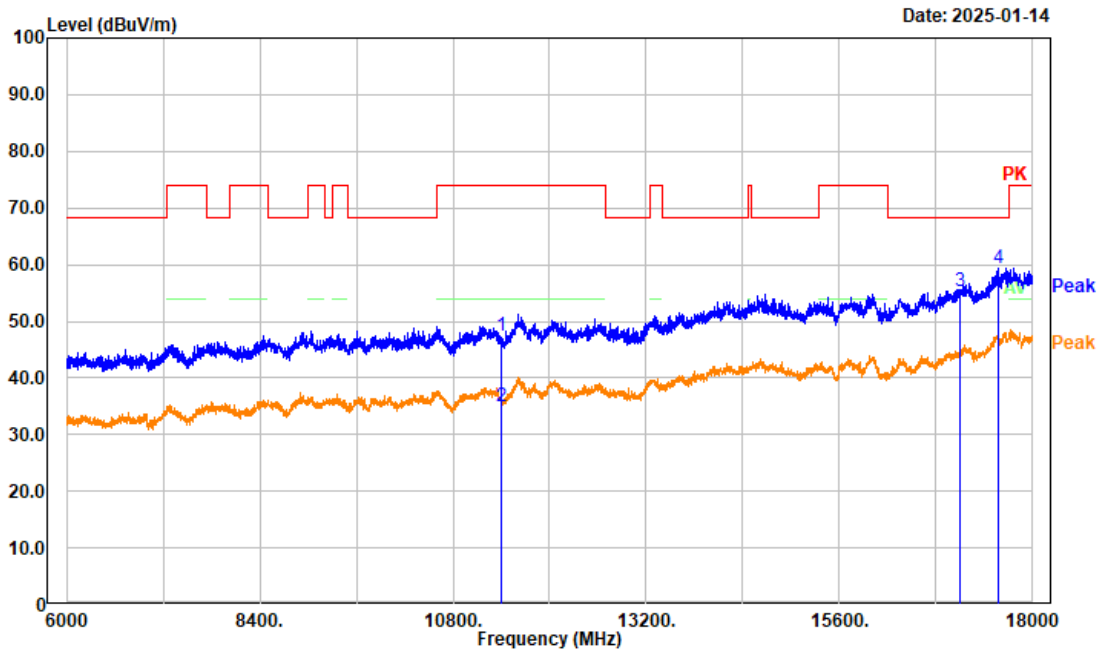

No.	Frequency (MHz)	Reading (dBµV)	Factor (dB/m)	Result (dBµV/m)	Limit (dBµV/m)	Margin (dB)	Detector
1	11400.000	33.83	13.60	47.43	74.00	26.57	Peak
2	11400.000	21.49	13.60	35.09	54.00	18.91	Average
3	17100.000	33.70	21.60	55.30	68.20	12.90	Peak
4	17565.600	35.45	23.87	59.32	68.20	8.88	Peak