Test Plot 1#: GSM 850_Head Left Cheek_Middle

DUT: Mobile phone; Type: KC8; Serial: 19081300121

Communication System: Generic GSM; Frequency: 836.6 MHz;Duty Cycle: 1:8
Medium parameters used: f = 836.6 MHz; σ = 0.891 S/m; ε_r = 40.869; ρ = 1000 kg/m^3 ;
Phantom section: Left Section

DASY5 Configuration:

- Probe: EX3DV4 - SN7329; ConvF(10.01, 10.01, 10.01) @ 836.6 MHz; Calibrated: 2018/9/30;
- Sensor-Surface: 1.4mm (Mechanical Surface Detection)
- Electronics: DAE4 Sn772; Calibrated: 2018/9/28
- Phantom: Twin SAM; Type: Twin SAM V5.0; Serial: TP:1412
- Measurement SW: DASY52, Version 52.10 (2); SEMCAD X Version 14.6.12 (7470)

Area Scan (131x71x1): Interpolated grid: dx=1.500 mm, dy=1.500 mm
Maximum value of SAR (interpolated) = 0.339 W/kg

Zoom Scan (6x6x7)/Cube 0: Measurement grid: dx=8mm, dy=8mm, dz=5mm
Reference Value = 14.06 V/m; Power Drift = -0.12 dB
Peak SAR (extrapolated) = 0.379 W/kg
SAR(1 g) = 0.171 W/kg; SAR(10 g) = 0.104 W/kg
Maximum value of SAR (measured) = 0.263 W/kg

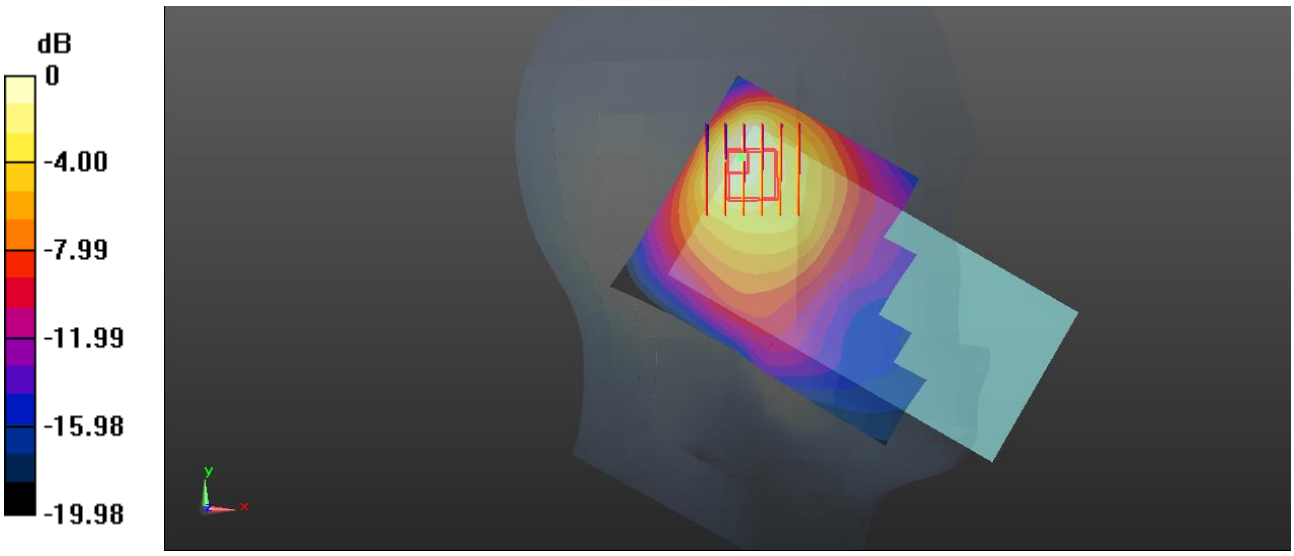

0 dB = 0.263 W/kg = -5.80 dBW/kg

Test Plot 2#: GSM 850_Head Left Tilt_Middle

DUT: Mobile phone; Type: KC8; Serial: 19081300121

Communication System: Generic GSM; Frequency: 836.6 MHz;Duty Cycle: 1:8
Medium parameters used: f = 836.6 MHz; σ = 0.891 S/m; ε_r = 40.869; ρ = 1000 kg/m^3 ;
Phantom section: Left Section

DASY5 Configuration:

- Probe: EX3DV4 - SN7329; ConvF(10.01, 10.01, 10.01) @ 836.6 MHz; Calibrated: 2018/9/30;
- Sensor-Surface: 1.4mm (Mechanical Surface Detection)
- Electronics: DAE4 Sn772; Calibrated: 2018/9/28
- Phantom: Twin SAM; Type: Twin SAM V5.0; Serial: TP:1412
- Measurement SW: DASY52, Version 52.10 (2); SEMCAD X Version 14.6.12 (7470)

Area Scan (131x71x1): Interpolated grid: dx=1.500 mm, dy=1.500 mm
Maximum value of SAR (interpolated) = 0.356 W/kg

Zoom Scan (5x6x7)/Cube 0: Measurement grid: dx=8mm, dy=8mm, dz=5mm
Reference Value = 12.82 V/m; Power Drift = -0.07 dB
Peak SAR (extrapolated) = 0.404 W/kg
SAR(1 g) = 0.155 W/kg; SAR(10 g) = 0.083 W/kg
Maximum value of SAR (measured) = 0.269 W/kg



0 dB = 0.269 W/kg = -5.70 dBW/kg

Test Plot 3#: GSM 850_Head Right Cheek_Middle

DUT: Mobile phone; Type: KC8; Serial: 19081300121

Communication System: Generic GSM; Frequency: 836.6 MHz;Duty Cycle: 1:8
Medium parameters used: f = 836.6 MHz; σ = 0.891 S/m; ε_r = 40.869; ρ = 1000 kg/m^3 ;
Phantom section: Right Section

DASY5 Configuration:

- Probe: EX3DV4 - SN7329; ConvF(10.01, 10.01, 10.01) @ 836.6 MHz; Calibrated: 2018/9/30;
- Sensor-Surface: 1.4mm (Mechanical Surface Detection)
- Electronics: DAE4 Sn772; Calibrated: 2018/9/28
- Phantom: Twin SAM; Type: Twin SAM V5.0; Serial: TP:1412
- Measurement SW: DASY52, Version 52.10 (2); SEMCAD X Version 14.6.12 (7470)

Area Scan (131x71x1): Interpolated grid: dx=1.500 mm, dy=1.500 mm
Maximum value of SAR (interpolated) = 0.197 W/kg

Zoom Scan (6x6x7)/Cube 0: Measurement grid: dx=8mm, dy=8mm, dz=5mm
Reference Value = 12.91 V/m; Power Drift = -0.06 dB
Peak SAR (extrapolated) = 0.210 W/kg
SAR(1 g) = 0.127 W/kg; SAR(10 g) = 0.085 W/kg
Maximum value of SAR (measured) = 0.173 W/kg



0 dB = 0.173 W/kg = -7.62 dBW/kg

Test Plot 4#: GSM 850_Head Right Tilt_Middle

DUT: Mobile phone; Type: KC8; Serial: 19081300121

Communication System: Generic GSM; Frequency: 836.6 MHz;Duty Cycle: 1:8
Medium parameters used: f = 836.6 MHz; σ = 0.891 S/m; ε_r = 40.869; ρ = 1000 kg/m^3 ;
Phantom section: Right Section

DASY5 Configuration:

- Probe: EX3DV4 - SN7329; ConvF(10.01, 10.01, 10.01) @ 836.6 MHz; Calibrated: 2018/9/30;
- Sensor-Surface: 1.4mm (Mechanical Surface Detection)
- Electronics: DAE4 Sn772; Calibrated: 2018/9/28
- Phantom: Twin SAM; Type: Twin SAM V5.0; Serial: TP:1412
- Measurement SW: DASY52, Version 52.10 (2); SEMCAD X Version 14.6.12 (7470)

Area Scan (131x71x1): Interpolated grid: dx=1.500 mm, dy=1.500 mm
Maximum value of SAR (interpolated) = 0.172 W/kg

Zoom Scan (5x5x7)/Cube 0: Measurement grid: dx=8mm, dy=8mm, dz=5mm
Reference Value = 11.49 V/m; Power Drift = 0.09 dB
Peak SAR (extrapolated) = 0.187 W/kg
SAR(1 g) = 0.107 W/kg; SAR(10 g) = 0.066 W/kg
Maximum value of SAR (measured) = 0.155 W/kg



0 dB = 0.155 W/kg = -8.10 dBW/kg

Test Plot 5#: GSM 850_Body Worn Back_Middle

DUT: Mobile phone; Type: KC8; Serial: 19081300121

Communication System: Generic GSM; Frequency: 836.6 MHz;Duty Cycle: 1:8
Medium parameters used: f = 836.6 MHz; σ = 0.978 S/m; ε_r = 55.212; ρ = 1000 kg/m^3 ;
Phantom section: Right Section

DASY5 Configuration:

- Probe: EX3DV4 - SN7329; ConvF(10.23, 10.23, 10.23) @ 836.6 MHz; Calibrated: 2018/9/30;
- Sensor-Surface: 1.4mm (Mechanical Surface Detection)
- Electronics: DAE4 Sn772; Calibrated: 2018/9/28
- Phantom: Triple Flat Phantom 5.1C; Type: QD 000 P51 CA; Serial: Serial: 1130
- Measurement SW: DASY52, Version 52.10 (2); SEMCAD X Version 14.6.12 (7470)

Area Scan (131x71x1): Interpolated grid: dx=1.500 mm, dy=1.500 mm
Maximum value of SAR (interpolated) = 0.112 W/kg

Zoom Scan (5x5x7)/Cube 0: Measurement grid: dx=8mm, dy=8mm, dz=5mm
Reference Value = 6.724 V/m; Power Drift = -0.10 dB
Peak SAR (extrapolated) = 0.123 W/kg
SAR(1 g) = 0.071 W/kg; SAR(10 g) = 0.044 W/kg
Maximum value of SAR (measured) = 0.0994 W/kg

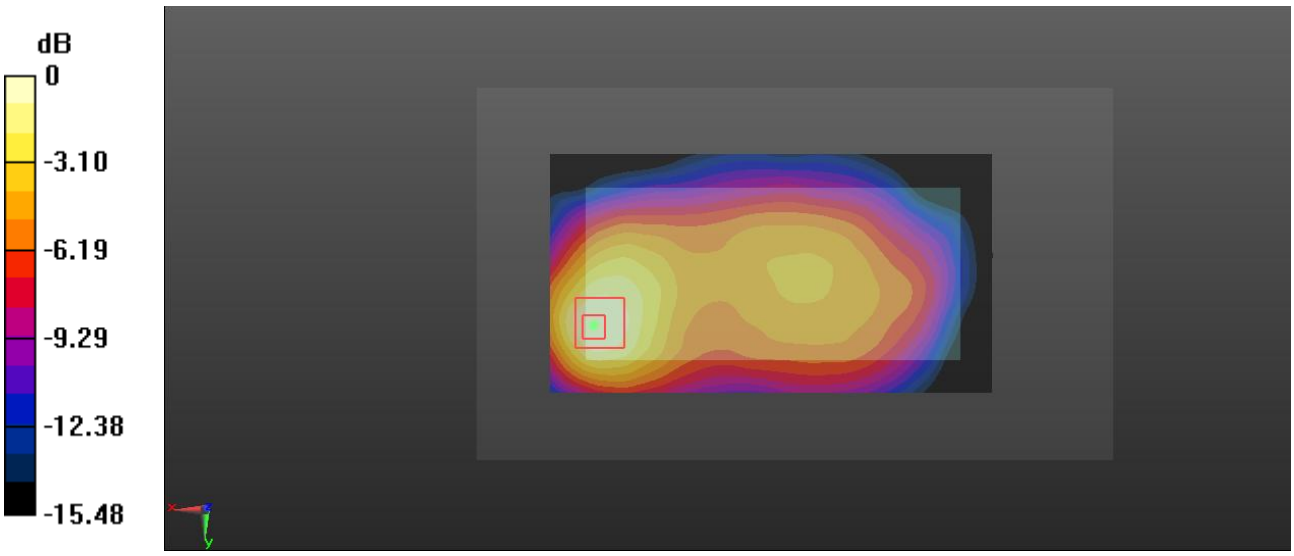

0 dB = 0.0994 W/kg = -10.03 dBW/kg

Test Plot 6#: GSM 850_Body Back_Middle

DUT: Mobile phone; Type: KC8; Serial: 19081300121

Communication System: Generic GPRS-4 slots; Frequency: 836.6 MHz;Duty Cycle: 1:2
Medium parameters used: f = 836.6 MHz; σ = 0.978 S/m; ε_r = 55.212; ρ = 1000 kg/m^3 ;
Phantom section: Right Section

DASY5 Configuration:

- Probe: EX3DV4 - SN7329; ConvF(10.23, 10.23, 10.23) @ 836.6 MHz; Calibrated: 2018/9/30;
- Sensor-Surface: 1.4mm (Mechanical Surface Detection)
- Electronics: DAE4 Sn772; Calibrated: 2018/9/28
- Phantom: Triple Flat Phantom 5.1C; Type: QD 000 P51 CA; Serial: Serial: 1130
- Measurement SW: DASY52, Version 52.10 (2); SEMCAD X Version 14.6.12 (7470)

Area Scan (131x71x1): Interpolated grid: dx=1.500 mm, dy=1.500 mm
Maximum value of SAR (interpolated) = 0.185 W/kg

Zoom Scan (6x6x7)/Cube 0: Measurement grid: dx=8mm, dy=8mm, dz=5mm
Reference Value = 8.599 V/m; Power Drift = 0.08 dB
Peak SAR (extrapolated) = 0.192 W/kg
SAR(1 g) = 0.115 W/kg; SAR(10 g) = 0.072 W/kg
Maximum value of SAR (measured) = 0.159 W/kg

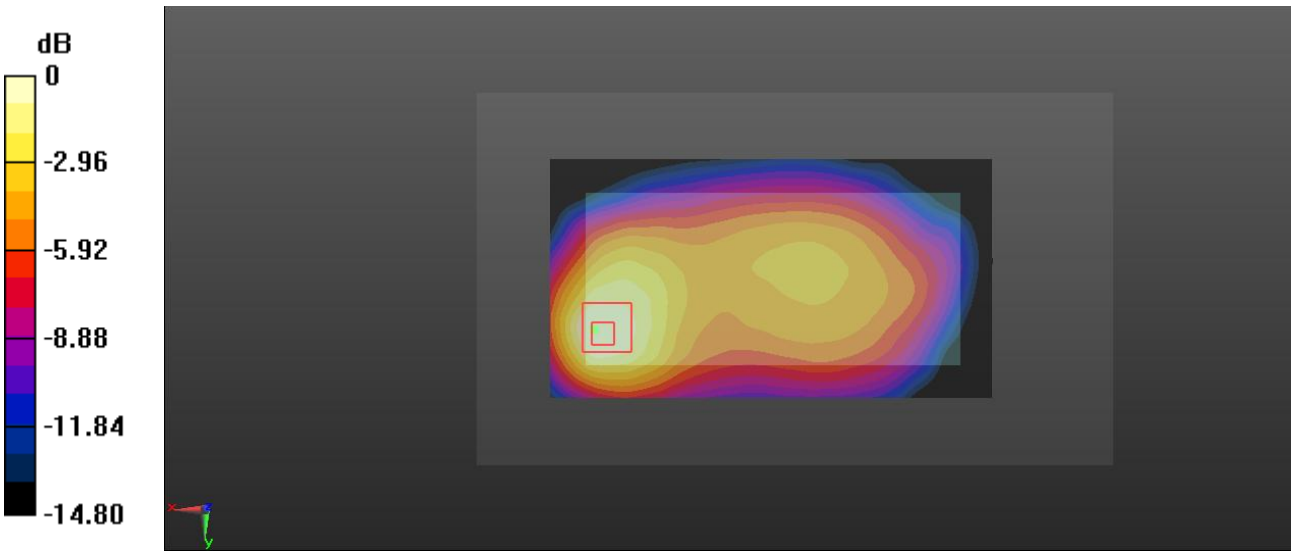

0 dB = 0.159 W/kg = -7.99 dBW/kg

Test Plot 7#: GSM 850_Body Right_Middle

DUT: Mobile phone; Type: KC8; Serial: 19081300121

Communication System: Generic GPRS-4 slots; Frequency: 836.6 MHz;Duty Cycle: 1:2
Medium parameters used: f = 836.6 MHz; σ = 0.978 S/m; ε_r = 55.212; ρ = 1000 kg/m^3 ;
Phantom section: Right Section

DASY5 Configuration:

- Probe: EX3DV4 - SN7329; ConvF(10.23, 10.23, 10.23) @ 836.6 MHz; Calibrated: 2018/9/30;
- Sensor-Surface: 1.4mm (Mechanical Surface Detection)
- Electronics: DAE4 Sn772; Calibrated: 2018/9/28
- Phantom: Triple Flat Phantom 5.1C; Type: QD 000 P51 CA; Serial: Serial: 1130
- Measurement SW: DASY52, Version 52.10 (2); SEMCAD X Version 14.6.12 (7470)

Area Scan (131x41x1): Interpolated grid: dx=1.500 mm, dy=1.500 mm
Maximum value of SAR (interpolated) = 0.0716 W/kg

Zoom Scan (5x5x7)/Cube 0: Measurement grid: dx=8mm, dy=8mm, dz=5mm
Reference Value = 8.817 V/m; Power Drift = -0.06 dB
Peak SAR (extrapolated) = 0.0840 W/kg
SAR(1 g) = 0.056 W/kg; SAR(10 g) = 0.038 W/kg
Maximum value of SAR (measured) = 0.0742 W/kg



0 dB = 0.0742 W/kg = -11.30 dBW/kg

Test Plot 8#: GSM 850_Body Top_Middle

DUT: Mobile phone; Type: KC8; Serial: 19081300121

Communication System: Generic GPRS-4 slots; Frequency: 836.6 MHz;Duty Cycle: 1:2
Medium parameters used: f = 836.6 MHz; σ = 0.978 S/m; ε_r = 55.212; ρ = 1000 kg/m^3 ;
Phantom section: Right Section

DASY5 Configuration:

- Probe: EX3DV4 - SN7329; ConvF(10.23, 10.23, 10.23) @ 836.6 MHz; Calibrated: 2018/9/30;
- Sensor-Surface: 1.4mm (Mechanical Surface Detection)
- Electronics: DAE4 Sn772; Calibrated: 2018/9/28
- Phantom: Triple Flat Phantom 5.1C; Type: QD 000 P51 CA; Serial: Serial: 1130
- Measurement SW: DASY52, Version 52.10 (2); SEMCAD X Version 14.6.12 (7470)

Area Scan (41x71x1): Interpolated grid: dx=1.500 mm, dy=1.500 mm
Maximum value of SAR (interpolated) = 0.109 W/kg

Zoom Scan (5x6x7)/Cube 0: Measurement grid: dx=8mm, dy=8mm, dz=5mm
Reference Value = 10.05 V/m; Power Drift = -0.14 dB
Peak SAR (extrapolated) = 0.131 W/kg
SAR(1 g) = 0.071 W/kg; SAR(10 g) = 0.043 W/kg
Maximum value of SAR (measured) = 0.107 W/kg



0 dB = 0.107 W/kg = -9.71 dBW/kg

Test Plot 9#: PCS 1900_Head Left Cheek_Low

DUT: Mobile phone; Type: KC8; Serial: 19081300121

Communication System: Generic GSM; Frequency: 1850.2 MHz;Duty Cycle: 1:8
Medium parameters used: f = 1850.2 MHz; σ = 1.361 S/m; ε_r = 39.342; ρ = 1000 kg/m^3 ;
Phantom section: Left Section

DASY5 Configuration:

- Probe: EX3DV4 - SN7329; ConvF(8.1, 8.1, 8.1) @ 1850.2 MHz; Calibrated: 2018/9/30;
- Sensor-Surface: 1.4mm (Mechanical Surface Detection)
- Electronics: DAE4 Sn772; Calibrated: 2018/9/28
- Phantom: Twin SAM; Type: Twin SAM V5.0; Serial: TP:1412
- Measurement SW: DASY52, Version 52.10 (2); SEMCAD X Version 14.6.12 (7470)

Area Scan (131x71x1): Interpolated grid: dx=1.500 mm, dy=1.500 mm
Maximum value of SAR (interpolated) = 1.38 W/kg

Zoom Scan (5x5x7)/Cube 0: Measurement grid: dx=8mm, dy=8mm, dz=5mm
Reference Value = 15.91 V/m; Power Drift = 0.05 dB
Peak SAR (extrapolated) = 1.73 W/kg
SAR(1 g) = 0.817 W/kg; SAR(10 g) = 0.378 W/kg
Maximum value of SAR (measured) = 1.36 W/kg

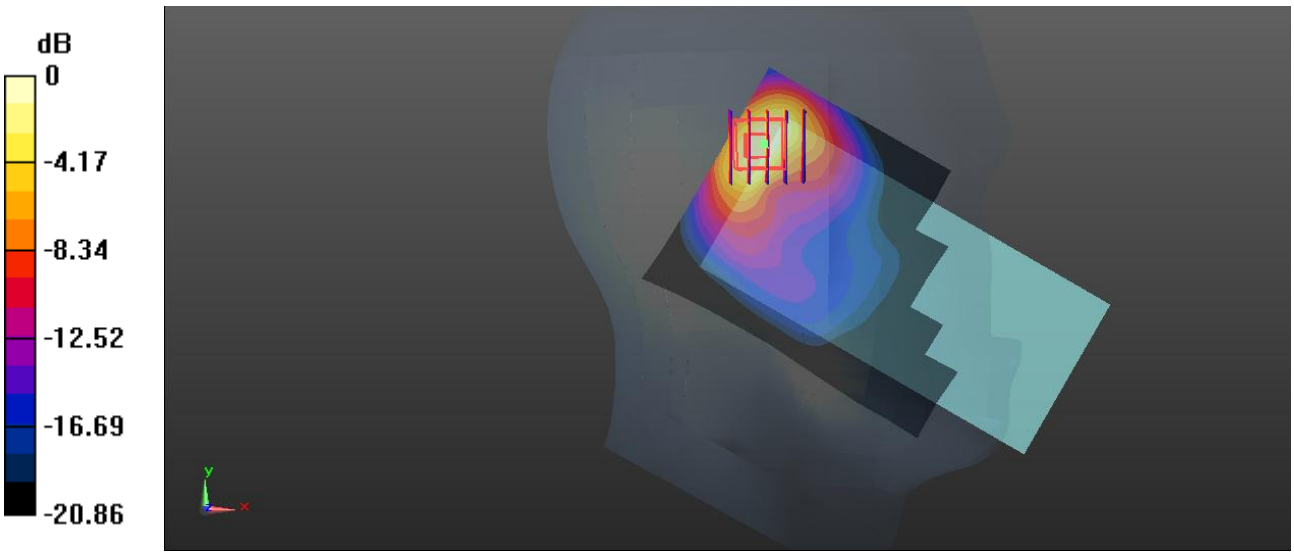

0 dB = 1.36 W/kg = 1.34 dBW/kg

Test Plot 10#: PCS 1900_Head Left Cheek_Middle

DUT: Mobile phone; Type: KC8; Serial: 19081300121

Communication System: Generic GSM; Frequency: 1880 MHz;Duty Cycle: 1:8
Medium parameters used: f = 1880 MHz; σ = 1.391 S/m; ε_r = 38.987; ρ = 1000 kg/m^3 ;
Phantom section: Left Section

DASY5 Configuration:

- Probe: EX3DV4 - SN7329; ConvF(8.1, 8.1, 8.1) @ 1880 MHz; Calibrated: 2018/9/30;
- Sensor-Surface: 1.4mm (Mechanical Surface Detection)
- Electronics: DAE4 Sn772; Calibrated: 2018/9/28
- Phantom: Twin SAM; Type: Twin SAM V5.0; Serial: TP:1412
- Measurement SW: DASY52, Version 52.10 (2); SEMCAD X Version 14.6.12 (7470)

Area Scan (131x71x1): Interpolated grid: dx=1.500 mm, dy=1.500 mm
Maximum value of SAR (interpolated) = 1.31 W/kg

Zoom Scan (5x5x7)/Cube 0: Measurement grid: dx=8mm, dy=8mm, dz=5mm
Reference Value = 15.30 V/m; Power Drift = 0.07 dB
Peak SAR (extrapolated) = 1.68 W/kg
SAR(1 g) = 0.783 W/kg; SAR(10 g) = 0.359 W/kg
Maximum value of SAR (measured) = 1.32 W/kg

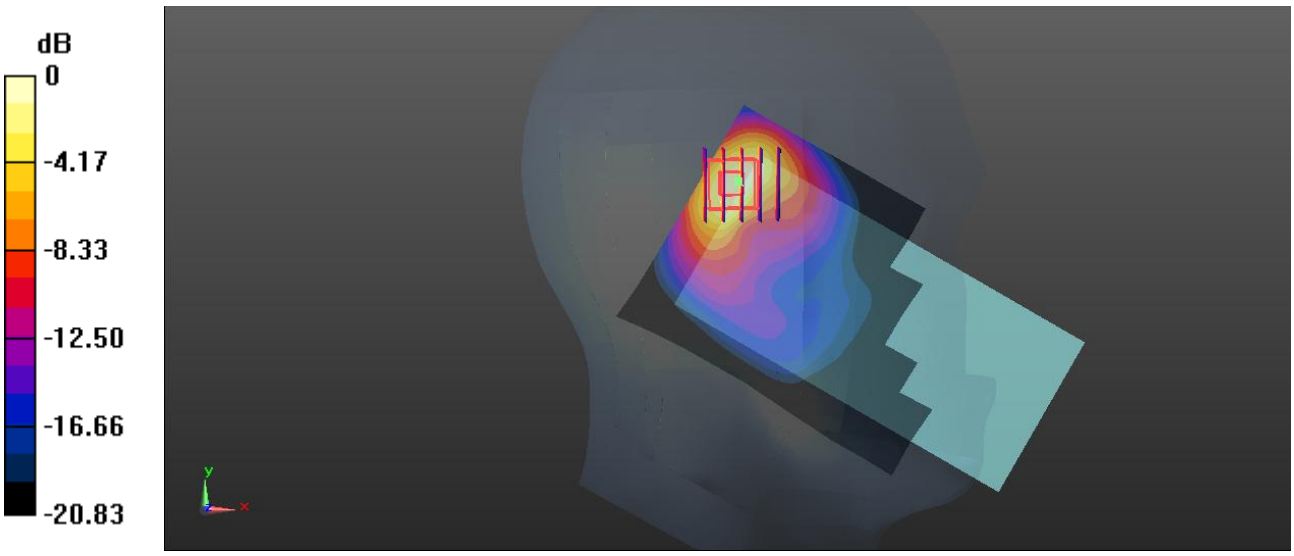

0 dB = 1.32 W/kg = 1.21 dBW/kg

Test Plot 11#: PCS 1900_Head Left Cheek_High

DUT: Mobile phone; Type: KC8; Serial: 19081300121

Communication System: Generic GSM; Frequency: 1909.8 MHz;Duty Cycle: 1:8
Medium parameters used: f = 1909.8 MHz; σ = 1.416 S/m; ε_r = 39.016; ρ = 1000 kg/m^3 ;
Phantom section: Left Section

DASY5 Configuration:

- Probe: EX3DV4 - SN7329; ConvF(8.1, 8.1, 8.1) @ 1909.8 MHz; Calibrated: 2018/9/30;
- Sensor-Surface: 1.4mm (Mechanical Surface Detection)
- Electronics: DAE4 Sn772; Calibrated: 2018/9/28
- Phantom: Twin SAM; Type: Twin SAM V5.0; Serial: TP:1412
- Measurement SW: DASY52, Version 52.10 (2); SEMCAD X Version 14.6.12 (7470)

Area Scan (131x71x1): Interpolated grid: dx=1.500 mm, dy=1.500 mm
Maximum value of SAR (interpolated) = 1.24 W/kg

Zoom Scan (5x5x7)/Cube 0: Measurement grid: dx=8mm, dy=8mm, dz=5mm
Reference Value = 14.71 V/m; Power Drift = 0.03 dB
Peak SAR (extrapolated) = 1.57 W/kg
SAR(1 g) = 0.729 W/kg; SAR(10 g) = 0.333 W/kg
Maximum value of SAR (measured) = 1.24 W/kg



0 dB = 1.24 W/kg = 0.93 dBW/kg

Test Plot 12#: PCS 1900_Head Left Tilt_Low

DUT: Mobile phone; Type: KC8; Serial: 19081300121

Communication System: Generic GSM; Frequency: 1850.2 MHz;Duty Cycle: 1:8
Medium parameters used: f = 1850.2 MHz; σ = 1.361 S/m; ε_r = 39.342; ρ = 1000 kg/m^3 ;
Phantom section: Left Section

DASY5 Configuration:

- Probe: EX3DV4 - SN7329; ConvF(8.1, 8.1, 8.1) @ 1850.2 MHz; Calibrated: 2018/9/30;
- Sensor-Surface: 1.4mm (Mechanical Surface Detection)
- Electronics: DAE4 Sn772; Calibrated: 2018/9/28
- Phantom: Twin SAM; Type: Twin SAM V5.0; Serial: TP:1412
- Measurement SW: DASY52, Version 52.10 (2); SEMCAD X Version 14.6.12 (7470)

Area Scan (131x71x1): Interpolated grid: dx=1.500 mm, dy=1.500 mm
Maximum value of SAR (interpolated) = 1.45 W/kg

Zoom Scan (5x5x7)/Cube 0: Measurement grid: dx=8mm, dy=8mm, dz=5mm
Reference Value = 18.03 V/m; Power Drift = 0.05 dB
Peak SAR (extrapolated) = 1.90 W/kg
SAR(1 g) = 0.888 W/kg; SAR(10 g) = 0.402 W/kg
Maximum value of SAR (measured) = 1.51 W/kg

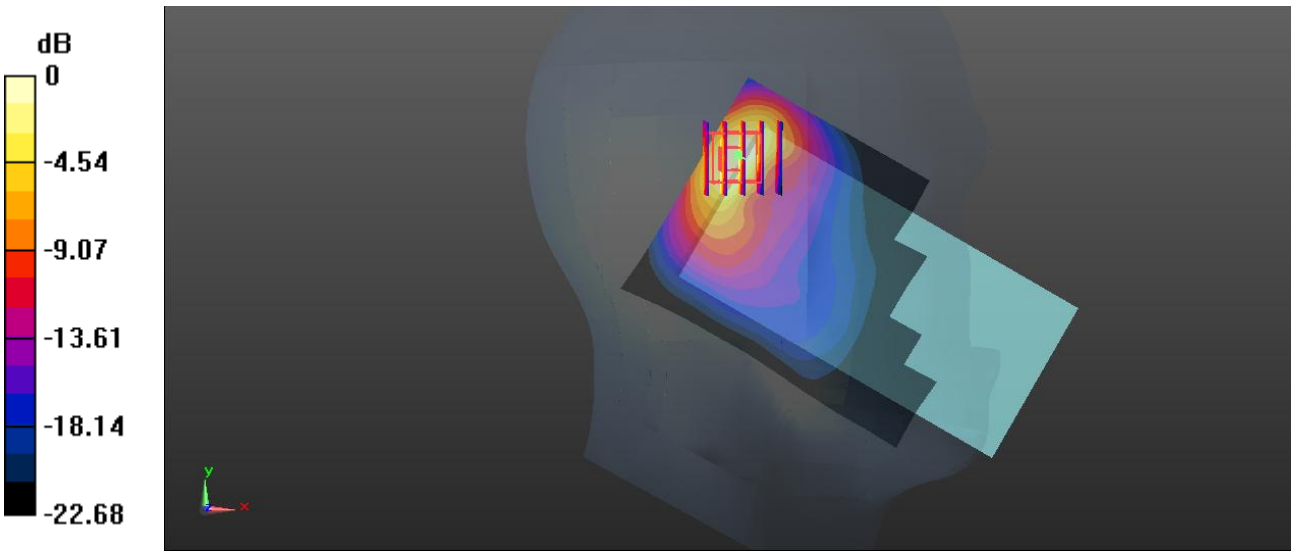

0 dB = 1.51 W/kg = 1.79 dBW/kg

Test Plot 13#: PCS 1900_Head Left Tilt_Middle

DUT: Mobile phone; Type: KC8; Serial: 19081300121

Communication System: Generic GSM; Frequency: 1880 MHz;Duty Cycle: 1:8
Medium parameters used: f = 1880 MHz; σ = 1.391 S/m; ε_r = 38.987; ρ = 1000 kg/m^3 ;
Phantom section: Left Section

DASY5 Configuration:

- Probe: EX3DV4 - SN7329; ConvF(8.1, 8.1, 8.1) @ 1880 MHz; Calibrated: 2018/9/30;
- Sensor-Surface: 1.4mm (Mechanical Surface Detection)
- Electronics: DAE4 Sn772; Calibrated: 2018/9/28
- Phantom: Twin SAM; Type: Twin SAM V5.0; Serial: TP:1412
- Measurement SW: DASY52, Version 52.10 (2); SEMCAD X Version 14.6.12 (7470)

Area Scan (131x71x1): Interpolated grid: dx=1.500 mm, dy=1.500 mm
Maximum value of SAR (interpolated) = 1.43 W/kg

Zoom Scan (5x5x7)/Cube 0: Measurement grid: dx=8mm, dy=8mm, dz=5mm
Reference Value = 17.82 V/m; Power Drift = -0.07 dB
Peak SAR (extrapolated) = 1.83 W/kg
SAR(1 g) = 0.861 W/kg; SAR(10 g) = 0.390 W/kg
Maximum value of SAR (measured) = 1.45 W/kg



0 dB = 1.45 W/kg = 1.61 dBW/kg

Test Plot 14#: PCS 1900_Head Left Tilt_High

DUT: Mobile phone; Type: KC8; Serial: 19081300121

Communication System: Generic GSM; Frequency: 1909.8 MHz;Duty Cycle: 1:8
Medium parameters used: f = 1909.8 MHz; σ = 1.416 S/m; ε_r = 39.016; ρ = 1000 kg/m^3 ;
Phantom section: Left Section

DASY5 Configuration:

- Probe: EX3DV4 - SN7329; ConvF(8.1, 8.1, 8.1) @ 1909.8 MHz; Calibrated: 2018/9/30;
- Sensor-Surface: 1.4mm (Mechanical Surface Detection)
- Electronics: DAE4 Sn772; Calibrated: 2018/9/28
- Phantom: Twin SAM; Type: Twin SAM V5.0; Serial: TP:1412
- Measurement SW: DASY52, Version 52.10 (2); SEMCAD X Version 14.6.12 (7470)

Area Scan (131x71x1): Interpolated grid: dx=1.500 mm, dy=1.500 mm
Maximum value of SAR (interpolated) = 1.36 W/kg

Zoom Scan (5x5x7)/Cube 0: Measurement grid: dx=8mm, dy=8mm, dz=5mm
Reference Value = 17.36 V/m; Power Drift = 0.10 dB
Peak SAR (extrapolated) = 1.77 W/kg
SAR(1 g) = 0.827 W/kg; SAR(10 g) = 0.373 W/kg
Maximum value of SAR (measured) = 1.40 W/kg

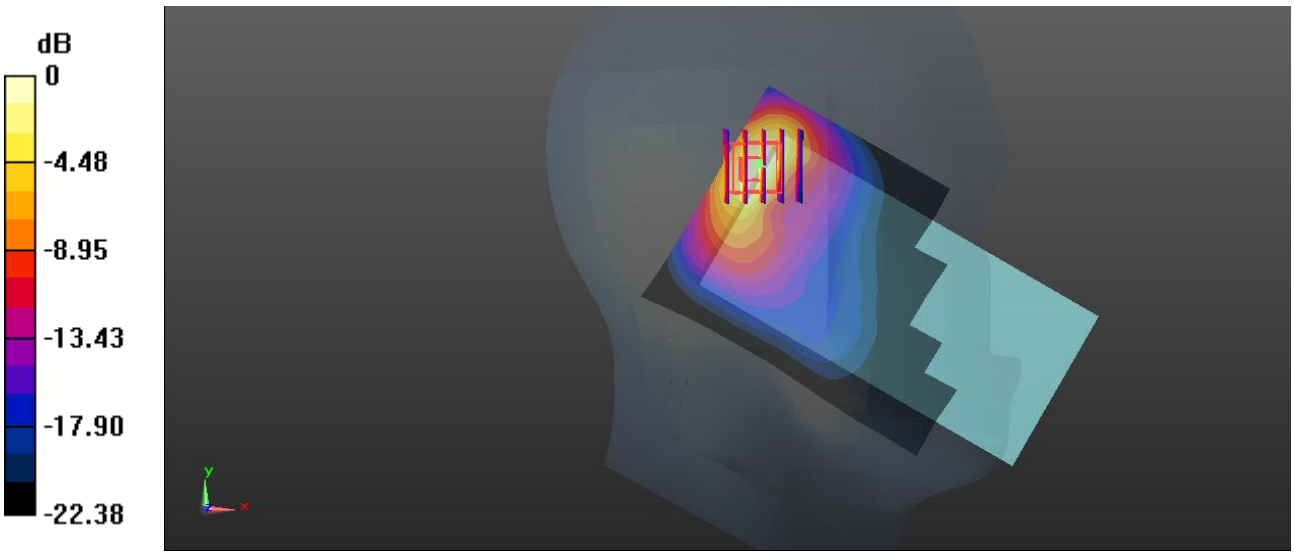

0 dB = 1.40 W/kg = 1.46 dBW/kg

Test Plot 15#: PCS 1900_Head Right Cheek_Middle

DUT: Mobile phone; Type: KC8; Serial: 19081300121

Communication System: Generic GSM; Frequency: 1880 MHz;Duty Cycle: 1:8
Medium parameters used: f = 1880 MHz; σ = 1.391 S/m; ε_r = 38.987; ρ = 1000 kg/m^3 ;
Phantom section: Right Section

DASY5 Configuration:

- Probe: EX3DV4 - SN7329; ConvF(8.1, 8.1, 8.1) @ 1880 MHz; Calibrated: 2018/9/30;
- Sensor-Surface: 1.4mm (Mechanical Surface Detection)
- Electronics: DAE4 Sn772; Calibrated: 2018/9/28
- Phantom: Twin SAM; Type: Twin SAM V5.0; Serial: TP:1412
- Measurement SW: DASY52, Version 52.10 (2); SEMCAD X Version 14.6.12 (7470)

Area Scan (131x71x1): Interpolated grid: dx=1.500 mm, dy=1.500 mm
Maximum value of SAR (interpolated) = 0.549 W/kg

Zoom Scan (5x5x7)/Cube 0: Measurement grid: dx=8mm, dy=8mm, dz=5mm
Reference Value = 16.24 V/m; Power Drift = 0.01 dB
Peak SAR (extrapolated) = 0.663 W/kg
SAR(1 g) = 0.354 W/kg; SAR(10 g) = 0.185 W/kg
Maximum value of SAR (measured) = 0.555 W/kg



0 dB = 0.555 W/kg = -2.56 dBW/kg

Test Plot 16#: PCS 1900_Head Right Tilt_Middle

DUT: Mobile phone; Type: KC8; Serial: 19081300121

Communication System: Generic GSM; Frequency: 1880 MHz;Duty Cycle: 1:8
Medium parameters used: f = 1880 MHz; σ = 1.391 S/m; ε_r = 38.987; ρ = 1000 kg/m^3 ;
Phantom section: Right Section

DASY5 Configuration:

- Probe: EX3DV4 - SN7329; ConvF(8.1, 8.1, 8.1) @ 1880 MHz; Calibrated: 2018/9/30;
- Sensor-Surface: 1.4mm (Mechanical Surface Detection)
- Electronics: DAE4 Sn772; Calibrated: 2018/9/28
- Phantom: Twin SAM; Type: Twin SAM V5.0; Serial: TP:1412
- Measurement SW: DASY52, Version 52.10 (2); SEMCAD X Version 14.6.12 (7470)

Area Scan (131x71x1): Interpolated grid: dx=1.500 mm, dy=1.500 mm
Maximum value of SAR (interpolated) = 0.643 W/kg

Zoom Scan (6x6x7)/Cube 0: Measurement grid: dx=8mm, dy=8mm, dz=5mm
Reference Value = 16.99 V/m; Power Drift = 0.04 dB
Peak SAR (extrapolated) = 0.764 W/kg
SAR(1 g) = 0.413 W/kg; SAR(10 g) = 0.218 W/kg
Maximum value of SAR (measured) = 0.638 W/kg

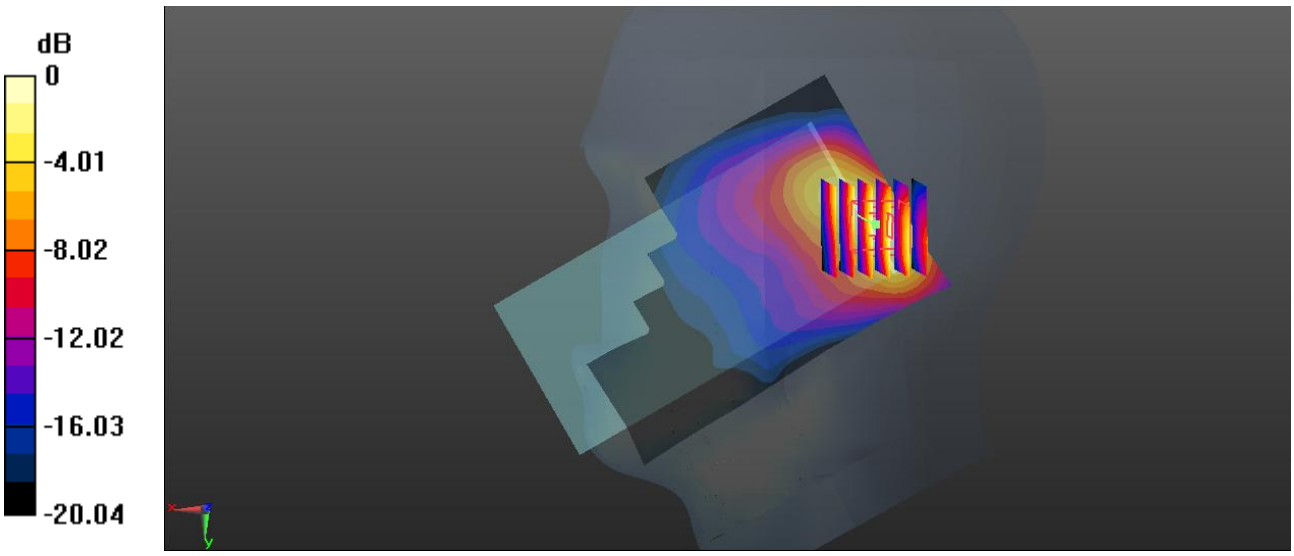

0 dB = 0.638 W/kg = -1.95 dBW/kg

Test Plot 17#: PCS 1900_Body Worn Back_Middle

DUT: Mobile phone; Type: KC8; Serial: 19081300121

Communication System: Generic GSM; Frequency: 1880 MHz;Duty Cycle: 1:8
Medium parameters used: f = 1880 MHz; σ = 1.51 S/m; ε_r = 52.658; ρ = 1000 kg/m^3 ;
Phantom section: Left Section

DASY5 Configuration:

- Probe: EX3DV4 - SN7329; ConvF(7.7, 7.7, 7.7) @ 1880 MHz; Calibrated: 2018/9/30;
- Sensor-Surface: 1.4mm (Mechanical Surface Detection)
- Electronics: DAE4 Sn772; Calibrated: 2018/9/28
- Phantom: Triple Flat Phantom 5.1C; Type: QD 000 P51 CA; Serial: Serial: 1130
- Measurement SW: DASY52, Version 52.10 (2); SEMCAD X Version 14.6.12 (7470)

Area Scan (141x71x1): Interpolated grid: dx=1.500 mm, dy=1.500 mm
Maximum value of SAR (interpolated) = 0.366 W/kg

Zoom Scan (5x5x7)/Cube 0: Measurement grid: dx=8mm, dy=8mm, dz=5mm
Reference Value = 3.137 V/m; Power Drift = 0.14 dB
Peak SAR (extrapolated) = 0.495 W/kg
SAR(1 g) = 0.264 W/kg; SAR(10 g) = 0.133 W/kg
Maximum value of SAR (measured) = 0.403 W/kg



0 dB = 0.403 W/kg = -3.95 dBW/kg

Test Plot 18#: PCS 1900_Body Back_Middle

DUT: Mobile phone; Type: KC8; Serial: 19081300121

Communication System: Generic GPRS-3 slots; Frequency: 1880 MHz;Duty Cycle: 1:2.66
Medium parameters used: f = 1880 MHz; σ = 1.51 S/m; ε_r = 52.658; ρ = 1000 kg/m^3 ;
Phantom section: Left Section

DASY5 Configuration:

- Probe: EX3DV4 - SN7329; ConvF(7.7, 7.7, 7.7) @ 1880 MHz; Calibrated: 2018/9/30;
- Sensor-Surface: 1.4mm (Mechanical Surface Detection)
- Electronics: DAE4 Sn772; Calibrated: 2018/9/28
- Phantom: Triple Flat Phantom 5.1C; Type: QD 000 P51 CA; Serial: Serial: 1130
- Measurement SW: DASY52, Version 52.10 (2); SEMCAD X Version 14.6.12 (7470)

Area Scan (141x71x1): Interpolated grid: dx=1.500 mm, dy=1.500 mm
Maximum value of SAR (interpolated) = 0.569 W/kg

Zoom Scan (5x5x7)/Cube 0: Measurement grid: dx=8mm, dy=8mm, dz=5mm
Reference Value = 4.349 V/m; Power Drift = -0.14 dB
Peak SAR (extrapolated) = 0.825 W/kg
SAR(1 g) = 0.441 W/kg; SAR(10 g) = 0.222 W/kg
Maximum value of SAR (measured) = 0.648 W/kg

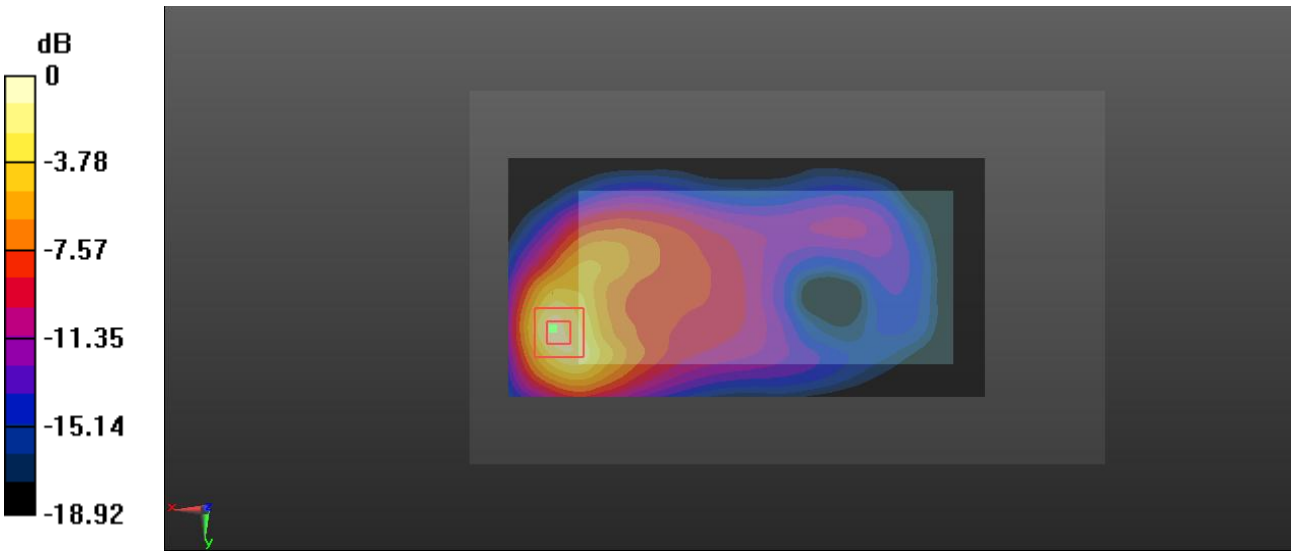

0 dB = 0.648 W/kg = -1.88 dBW/kg

Test Plot 19#: PCS 1900_Body Right_Middle

DUT: Mobile phone; Type: KC8; Serial: 19081300121

Communication System: Generic GPRS-3 slots; Frequency: 1880 MHz;Duty Cycle: 1:2.66
Medium parameters used: f = 1880 MHz; σ = 1.51 S/m; ε_r = 52.658; ρ = 1000 kg/m^3 ;
Phantom section: Left Section

DASY5 Configuration:

- Probe: EX3DV4 - SN7329; ConvF(7.7, 7.7, 7.7) @ 1880 MHz; Calibrated: 2018/9/30;
- Sensor-Surface: 1.4mm (Mechanical Surface Detection)
- Electronics: DAE4 Sn772; Calibrated: 2018/9/28
- Phantom: Triple Flat Phantom 5.1C; Type: QD 000 P51 CA; Serial: Serial: 1130
- Measurement SW: DASY52, Version 52.10 (2); SEMCAD X Version 14.6.12 (7470)

Area Scan (141x41x1): Interpolated grid: dx=1.500 mm, dy=1.500 mm
Maximum value of SAR (interpolated) = 0.0898 W/kg

Zoom Scan (5x5x7)/Cube 0: Measurement grid: dx=8mm, dy=8mm, dz=5mm
Reference Value = 2.542 V/m; Power Drift = 0.05 dB
Peak SAR (extrapolated) = 0.111 W/kg
SAR(1 g) = 0.064 W/kg; SAR(10 g) = 0.037 W/kg
Maximum value of SAR (measured) = 0.0937 W/kg



0 dB = 0.0937 W/kg = -10.28 dBW/kg

Test Plot 20#: PCS 1900_Body Top_Middle

DUT: Mobile phone; Type: KC8; Serial: 19081300121

Communication System: Generic GPRS-3 slots; Frequency: 1880 MHz;Duty Cycle: 1:2.66
Medium parameters used: f = 1880 MHz; σ = 1.51 S/m; ε_r = 52.658; ρ = 1000 kg/m^3 ;
Phantom section: Left Section

DASY5 Configuration:

- Probe: EX3DV4 - SN7329; ConvF(7.7, 7.7, 7.7) @ 1880 MHz; Calibrated: 2018/9/30;
- Sensor-Surface: 1.4mm (Mechanical Surface Detection)
- Electronics: DAE4 Sn772; Calibrated: 2018/9/28
- Phantom: Triple Flat Phantom 5.1C; Type: QD 000 P51 CA; Serial: Serial: 1130
- Measurement SW: DASY52, Version 52.10 (2); SEMCAD X Version 14.6.12 (7470)

Area Scan (41x71x1): Interpolated grid: dx=1.500 mm, dy=1.500 mm
Maximum value of SAR (interpolated) = 0.659 W/kg

Zoom Scan (5x5x7)/Cube 0: Measurement grid: dx=8mm, dy=8mm, dz=5mm
Reference Value = 13.82 V/m; Power Drift = -0.18 dB
Peak SAR (extrapolated) = 0.811 W/kg
SAR(1 g) = 0.432 W/kg; SAR(10 g) = 0.212 W/kg
Maximum value of SAR (measured) = 0.671 W/kg



0 dB = 0.671 W/kg = -1.73 dBW/kg

Test Plot 21#: WCDMA Band 2_Head Left Cheek_Middle

DUT: Mobile phone; Type: KC8; Serial: 19081300121

Communication System: Generic WCDMA; Frequency: 1880 MHz;Duty Cycle: 1:1
Medium parameters used: f = 1880 MHz; σ = 1.391 S/m; ε_r = 38.987; ρ = 1000 kg/m^3 ;
Phantom section: Left Section

DASY5 Configuration:

- Probe: EX3DV4 - SN7329; ConvF(8.1, 8.1, 8.1) @ 1880 MHz; Calibrated: 2018/9/30;
- Sensor-Surface: 1.4mm (Mechanical Surface Detection)
- Electronics: DAE4 Sn772; Calibrated: 2018/9/28
- Phantom: Twin SAM; Type: Twin SAM V5.0; Serial: TP:1412
- Measurement SW: DASY52, Version 52.10 (2); SEMCAD X Version 14.6.12 (7470)

Area Scan (131x71x1): Interpolated grid: dx=1.500 mm, dy=1.500 mm
Maximum value of SAR (interpolated) = 1.21 W/kg

Zoom Scan (5x5x7)/Cube 0: Measurement grid: dx=8mm, dy=8mm, dz=5mm
Reference Value = 14.59 V/m; Power Drift = 0.02 dB
Peak SAR (extrapolated) = 1.53 W/kg
SAR(1 g) = 0.714 W/kg; SAR(10 g) = 0.328 W/kg
Maximum value of SAR (measured) = 1.20 W/kg

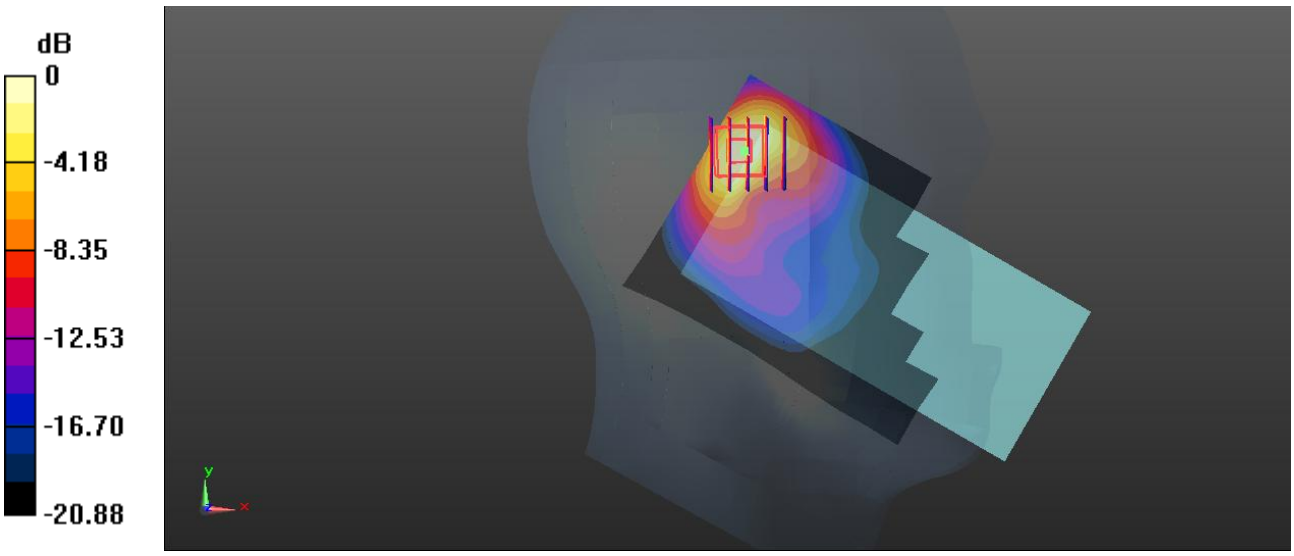

0 dB = 1.20 W/kg = 0.79 dBW/kg

Test Plot 22#: WCDMA Band 2_Head Left Tilt_Middle

DUT: Mobile phone; Type: KC8; Serial: 19081300121

Communication System: Generic WCDMA; Frequency: 1880 MHz;Duty Cycle: 1:1
Medium parameters used: f = 1880 MHz; σ = 1.391 S/m; ε_r = 38.987; ρ = 1000 kg/m^3 ;
Phantom section: Left Section

DASY5 Configuration:

- Probe: EX3DV4 - SN7329; ConvF(8.1, 8.1, 8.1) @ 1880 MHz; Calibrated: 2018/9/30;
- Sensor-Surface: 1.4mm (Mechanical Surface Detection)
- Electronics: DAE4 Sn772; Calibrated: 2018/9/28
- Phantom: Twin SAM; Type: Twin SAM V5.0; Serial: TP:1412
- Measurement SW: DASY52, Version 52.10 (2); SEMCAD X Version 14.6.12 (7470)

Area Scan (141x71x1): Interpolated grid: dx=1.500 mm, dy=1.500 mm
Maximum value of SAR (interpolated) = 0.949 W/kg

Zoom Scan (5x5x7)/Cube 0: Measurement grid: dx=8mm, dy=8mm, dz=5mm
Reference Value = 13.95 V/m; Power Drift = 0.04 dB
Peak SAR (extrapolated) = 1.51 W/kg
SAR(1 g) = 0.726 W/kg; SAR(10 g) = 0.342 W/kg
Maximum value of SAR (measured) = 1.25 W/kg

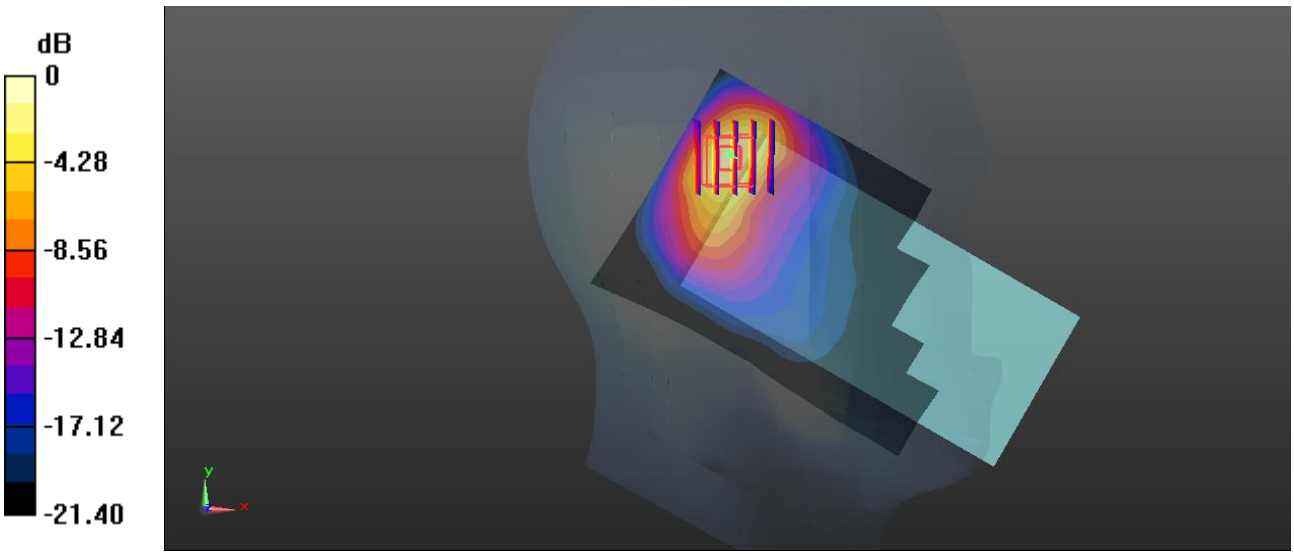

0 dB = 1.25 W/kg = 0.97 dBW/kg

Test Plot 23#: WCDMA Band 2_Head Right Cheek_Middle

DUT: Mobile phone; Type: KC8; Serial: 19081300121

Communication System: Generic WCDMA; Frequency: 1880 MHz;Duty Cycle: 1:1
Medium parameters used: f = 1880 MHz; σ = 1.391 S/m; ε_r = 38.987; ρ = 1000 kg/m^3 ;
Phantom section: Right Section

DASY5 Configuration:

- Probe: EX3DV4 - SN7329; ConvF(8.1, 8.1, 8.1) @ 1880 MHz; Calibrated: 2018/9/30;
- Sensor-Surface: 1.4mm (Mechanical Surface Detection)
- Electronics: DAE4 Sn772; Calibrated: 2018/9/28
- Phantom: Twin SAM; Type: Twin SAM V5.0; Serial: TP:1412
- Measurement SW: DASY52, Version 52.10 (2); SEMCAD X Version 14.6.12 (7470)

Area Scan (131x71x1): Interpolated grid: dx=1.500 mm, dy=1.500 mm
Maximum value of SAR (interpolated) = 0.495 W/kg

Zoom Scan (6x5x7)/Cube 0: Measurement grid: dx=8mm, dy=8mm, dz=5mm
Reference Value = 15.50 V/m; Power Drift = -0.05 dB
Peak SAR (extrapolated) = 0.590 W/kg
SAR(1 g) = 0.324 W/kg; SAR(10 g) = 0.171 W/kg
Maximum value of SAR (measured) = 0.465 W/kg

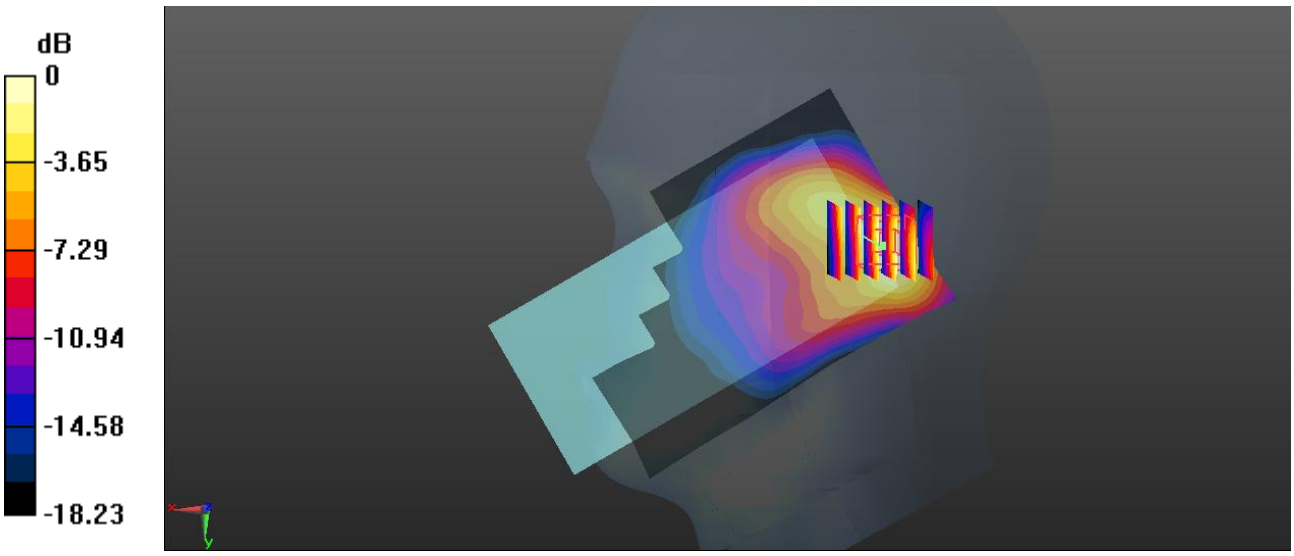

0 dB = 0.465 W/kg = -3.33 dBW/kg

Test Plot 24#: WCDMA Band 2_Head Right Tilt_Middle

DUT: Mobile phone; Type: KC8; Serial: 19081300121

Communication System: Generic WCDMA; Frequency: 1880 MHz;Duty Cycle: 1:1
Medium parameters used: f = 1880 MHz; σ = 1.391 S/m; ε_r = 38.987; ρ = 1000 kg/m^3 ;
Phantom section: Right Section

DASY5 Configuration:

- Probe: EX3DV4 - SN7329; ConvF(8.1, 8.1, 8.1) @ 1880 MHz; Calibrated: 2018/9/30;
- Sensor-Surface: 1.4mm (Mechanical Surface Detection)
- Electronics: DAE4 Sn772; Calibrated: 2018/9/28
- Phantom: Twin SAM; Type: Twin SAM V5.0; Serial: TP:1412
- Measurement SW: DASY52, Version 52.10 (2); SEMCAD X Version 14.6.12 (7470)

Area Scan (131x71x1): Interpolated grid: dx=1.500 mm, dy=1.500 mm
Maximum value of SAR (interpolated) = 0.571 W/kg

Zoom Scan (5x5x7)/Cube 0: Measurement grid: dx=8mm, dy=8mm, dz=5mm
Reference Value = 16.25 V/m; Power Drift = 0.01 dB
Peak SAR (extrapolated) = 0.671 W/kg
SAR(1 g) = 0.369 W/kg; SAR(10 g) = 0.193 W/kg
Maximum value of SAR (measured) = 0.563 W/kg

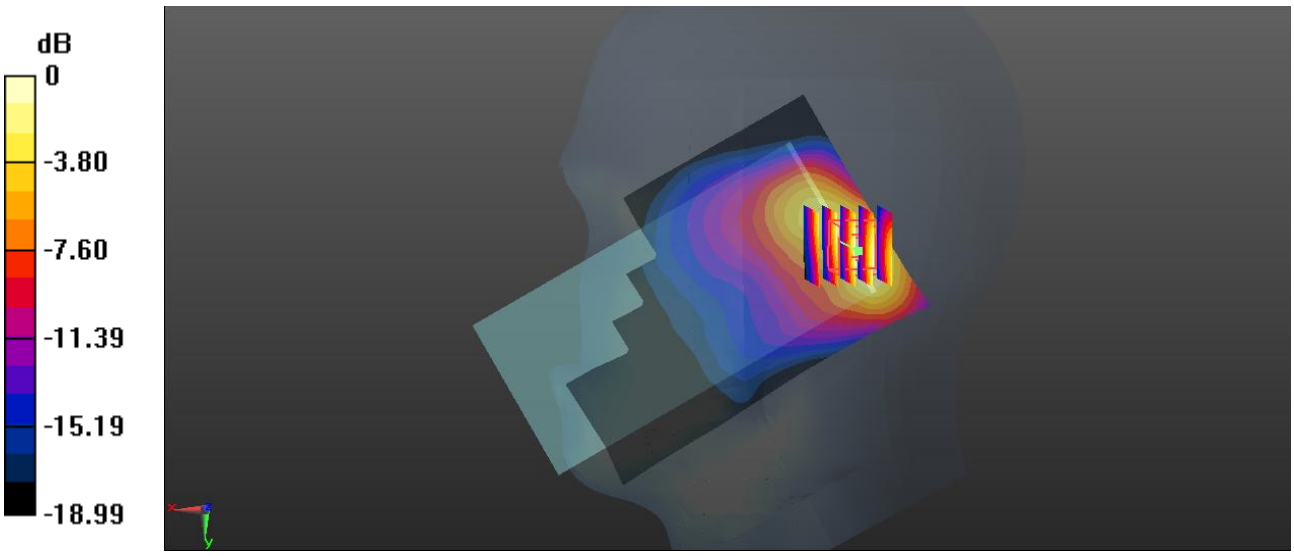

0 dB = 0.563 W/kg = -2.49 dBW/kg

Test Plot 25#: WCDMA Band 2_Body Back_Middle

DUT: Mobile phone; Type: KC8; Serial: 19081300121

Communication System: Generic WCDMA; Frequency: 1880 MHz;Duty Cycle: 1:1
Medium parameters used: f = 1880 MHz; σ = 1.51 S/m; ε_r = 52.658; ρ = 1000 kg/m^3 ;
Phantom section: Left Section

DASY5 Configuration:

- Probe: EX3DV4 - SN7329; ConvF(7.7, 7.7, 7.7) @ 1880 MHz; Calibrated: 2018/9/30;
- Sensor-Surface: 1.4mm (Mechanical Surface Detection)
- Electronics: DAE4 Sn772; Calibrated: 2018/9/28
- Phantom: Triple Flat Phantom 5.1C; Type: QD 000 P51 CA; Serial: Serial: 1130
- Measurement SW: DASY52, Version 52.10 (2); SEMCAD X Version 14.6.12 (7470)

Area Scan (141x71x1): Interpolated grid: dx=1.500 mm, dy=1.500 mm
Maximum value of SAR (interpolated) = 0.309 W/kg

Zoom Scan (5x5x7)/Cube 0: Measurement grid: dx=8mm, dy=8mm, dz=5mm
Reference Value = 3.215 V/m; Power Drift = -0.15 dB
Peak SAR (extrapolated) = 0.466 W/kg
SAR(1 g) = 0.241 W/kg; SAR(10 g) = 0.120 W/kg
Maximum value of SAR (measured) = 0.388 W/kg

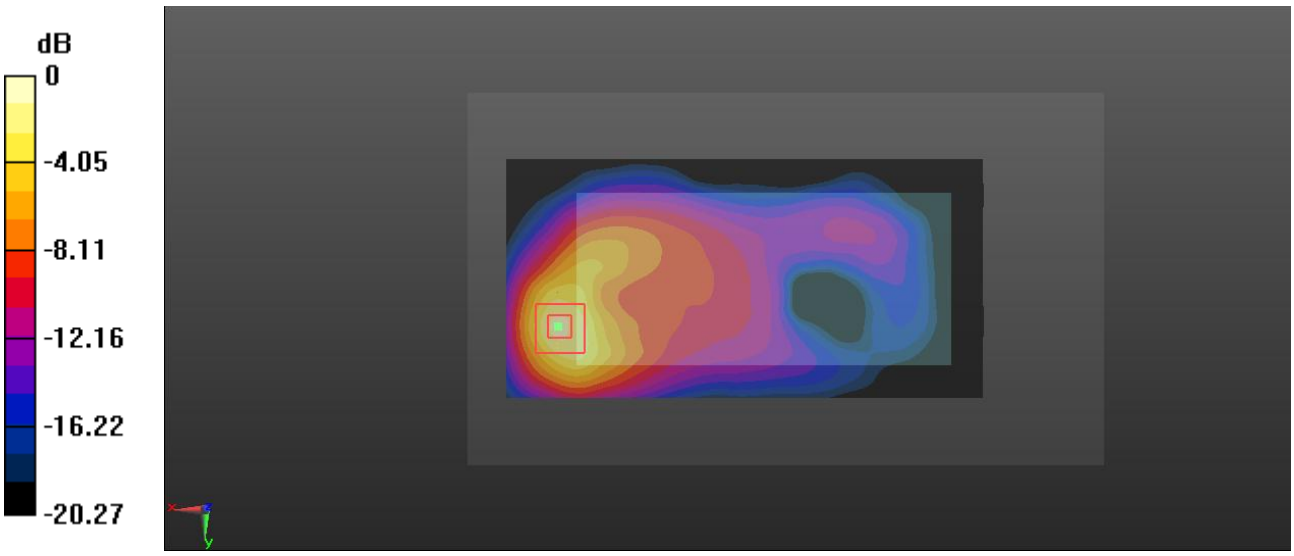

0 dB = 0.388 W/kg = -4.11 dBW/kg

Test Plot 26#: WCDMA Band 2_Body Right_Middle

DUT: Mobile phone; Type: KC8; Serial: 19081300121

Communication System: Generic WCDMA; Frequency: 1880 MHz;Duty Cycle: 1:1
Medium parameters used: f = 1880 MHz; σ = 1.51 S/m; ε_r = 52.658; ρ = 1000 kg/m^3 ;
Phantom section: Left Section

DASY5 Configuration:

- Probe: EX3DV4 - SN7329; ConvF(7.7, 7.7, 7.7) @ 1880 MHz; Calibrated: 2018/9/30;
- Sensor-Surface: 1.4mm (Mechanical Surface Detection)
- Electronics: DAE4 Sn772; Calibrated: 2018/9/28
- Phantom: Triple Flat Phantom 5.1C; Type: QD 000 P51 CA; Serial: Serial: 1130
- Measurement SW: DASY52, Version 52.10 (2); SEMCAD X Version 14.6.12 (7470)

Area Scan (141x41x1): Interpolated grid: dx=1.500 mm, dy=1.500 mm
Maximum value of SAR (interpolated) = 0.0547 W/kg

Zoom Scan (5x5x7)/Cube 0: Measurement grid: dx=8mm, dy=8mm, dz=5mm
Reference Value = 1.686 V/m; Power Drift = 0.08 dB
Peak SAR (extrapolated) = 0.0680 W/kg
SAR(1 g) = 0.038 W/kg; SAR(10 g) = 0.021 W/kg
Maximum value of SAR (measured) = 0.0556 W/kg



0 dB = 0.0556 W/kg = -12.55 dBW/kg

Test Plot 27#: WCDMA Band 2_Body Top_Middle

DUT: Mobile phone; Type: KC8; Serial: 19081300121

Communication System: Generic WCDMA; Frequency: 1880 MHz;Duty Cycle: 1:1
Medium parameters used: f = 1880 MHz; σ = 1.51 S/m; ε_r = 52.658; ρ = 1000 kg/m^3 ;
Phantom section: Left Section

DASY5 Configuration:

- Probe: EX3DV4 - SN7329; ConvF(7.7, 7.7, 7.7) @ 1880 MHz; Calibrated: 2018/9/30;
- Sensor-Surface: 1.4mm (Mechanical Surface Detection)
- Electronics: DAE4 Sn772; Calibrated: 2018/9/28
- Phantom: Triple Flat Phantom 5.1C; Type: QD 000 P51 CA; Serial: Serial: 1130
- Measurement SW: DASY52, Version 52.10 (2); SEMCAD X Version 14.6.12 (7470)

Area Scan (41x71x1): Interpolated grid: dx=1.500 mm, dy=1.500 mm
Maximum value of SAR (interpolated) = 0.413 W/kg

Zoom Scan (5x5x7)/Cube 0: Measurement grid: dx=8mm, dy=8mm, dz=5mm
Reference Value = 14.80 V/m; Power Drift = -0.11 dB
Peak SAR (extrapolated) = 0.513 W/kg
SAR(1 g) = 0.272 W/kg; SAR(10 g) = 0.131 W/kg
Maximum value of SAR (measured) = 0.429 W/kg



0 dB = 0.429 W/kg = -3.68 dBW/kg

Test Plot 28#: WCDMA Band 4_Head Left Cheek_Low

DUT: Mobile phone; Type: KC8; Serial: 19081300121

Communication System: Generic WCDMA; Frequency: 1712.4 MHz;Duty Cycle: 1:1
Medium parameters used: f = 1712.4 MHz; σ = 1.322 S/m; ε_r = 41.344; ρ = 1000 kg/m^3 ;
Phantom section: Left Section

DASY5 Configuration:

- Probe: EX3DV4 - SN7329; ConvF(8.35, 8.35, 8.35) @ 1712.4 MHz; Calibrated: 2018/9/30;
- Sensor-Surface: 1.4mm (Mechanical Surface Detection)
- Electronics: DAE4 Sn772; Calibrated: 2018/9/28
- Phantom: Twin SAM; Type: Twin SAM V5.0; Serial: TP:1412
- Measurement SW: DASY52, Version 52.10 (2); SEMCAD X Version 14.6.12 (7470)

Area Scan (131x71x1): Interpolated grid: dx=1.500 mm, dy=1.500 mm
Maximum value of SAR (interpolated) = 1.93 W/kg

Zoom Scan (5x5x7)/Cube 0: Measurement grid: dx=8mm, dy=8mm, dz=5mm
Reference Value = 19.40 V/m; Power Drift = -0.13 dB
Peak SAR (extrapolated) = 2.51 W/kg
SAR(1 g) = 1.12 W/kg; SAR(10 g) = 0.510 W/kg
Maximum value of SAR (measured) = 1.97 W/kg



0 dB = 1.97 W/kg = 2.94 dBW/kg

Test Plot 29#: WCDMA Band 4_Head Left Cheek_Middle

DUT: Mobile phone; Type: KC8; Serial: 19081300121

Communication System: Generic WCDMA; Frequency: 1732.6 MHz;Duty Cycle: 1:1
Medium parameters used: f = 1732.6 MHz; σ = 1.345 S/m; ε_r = 41.239; ρ = 1000 kg/m^3 ;
Phantom section: Left Section

DASY5 Configuration:

- Probe: EX3DV4 - SN7329; ConvF(8.35, 8.35, 8.35) @ 1732.6 MHz; Calibrated: 2018/9/30;
- Sensor-Surface: 1.4mm (Mechanical Surface Detection)
- Electronics: DAE4 Sn772; Calibrated: 2018/9/28
- Phantom: Twin SAM; Type: Twin SAM V5.0; Serial: TP:1412
- Measurement SW: DASY52, Version 52.10 (2); SEMCAD X Version 14.6.12 (7470)

Area Scan (131x71x1): Interpolated grid: dx=1.500 mm, dy=1.500 mm
Maximum value of SAR (interpolated) = 1.85 W/kg

Zoom Scan (5x5x7)/Cube 0: Measurement grid: dx=8mm, dy=8mm, dz=5mm
Reference Value = 18.88 V/m; Power Drift = -0.18 dB
Peak SAR (extrapolated) = 2.43 W/kg
SAR(1 g) = 1.08 W/kg; SAR(10 g) = 0.490 W/kg
Maximum value of SAR (measured) = 1.89 W/kg



0 dB = 1.89 W/kg = 2.76 dBW/kg

Test Plot 30#: WCDMA Band 4_Head Left Cheek_High

DUT: Mobile phone; Type: KC8; Serial: 19081300121

Communication System: Generic WCDMA; Frequency: 1752.6 MHz;Duty Cycle: 1:1
Medium parameters used: f = 1752.6 MHz; σ = 1.362 S/m; ε_r = 41.13; ρ = 1000 kg/m^3 ;
Phantom section: Left Section

DASY5 Configuration:

- Probe: EX3DV4 - SN7329; ConvF(8.35, 8.35, 8.35) @ 1752.6 MHz; Calibrated: 2018/9/30;
- Sensor-Surface: 1.4mm (Mechanical Surface Detection)
- Electronics: DAE4 Sn772; Calibrated: 2018/9/28
- Phantom: Twin SAM; Type: Twin SAM V5.0; Serial: TP:1412
- Measurement SW: DASY52, Version 52.10 (2); SEMCAD X Version 14.6.12 (7470)

Area Scan (131x71x1): Interpolated grid: dx=1.500 mm, dy=1.500 mm
Maximum value of SAR (interpolated) = 1.78 W/kg

Zoom Scan (5x5x7)/Cube 0: Measurement grid: dx=8mm, dy=8mm, dz=5mm
Reference Value = 18.26 V/m; Power Drift = -0.01 dB
Peak SAR (extrapolated) = 2.29 W/kg
SAR(1 g) = 1.03 W/kg; SAR(10 g) = 0.471 W/kg
Maximum value of SAR (measured) = 1.81 W/kg



0 dB = 1.81 W/kg = 2.58 dBW/kg

Test Plot 31#: WCDMA Band 4_Head Left Tilt_Low

DUT: Mobile phone; Type: KC8; Serial: 19081300121

Communication System: Generic WCDMA; Frequency: 1712.4 MHz;Duty Cycle: 1:1
Medium parameters used: f = 1712.4 MHz; σ = 1.322 S/m; ε_r = 41.344; ρ = 1000 kg/m^3 ;
Phantom section: Left Section

DASY5 Configuration:

- Probe: EX3DV4 - SN7329; ConvF(8.35, 8.35, 8.35) @ 1712.4 MHz; Calibrated: 2018/9/30;
- Sensor-Surface: 1.4mm (Mechanical Surface Detection)
- Electronics: DAE4 Sn772; Calibrated: 2018/9/28
- Phantom: Twin SAM; Type: Twin SAM V5.0; Serial: TP:1412
- Measurement SW: DASY52, Version 52.10 (2); SEMCAD X Version 14.6.12 (7470)

Area Scan (131x71x1): Interpolated grid: dx=1.500 mm, dy=1.500 mm
Maximum value of SAR (interpolated) = 1.32 W/kg

Zoom Scan (5x5x7)/Cube 0: Measurement grid: dx=8mm, dy=8mm, dz=5mm
Reference Value = 15.91 V/m; Power Drift = 0.01 dB
Peak SAR (extrapolated) = 2.20 W/kg
SAR(1 g) = 1.04 W/kg; SAR(10 g) = 0.479 W/kg
Maximum value of SAR (measured) = 1.75 W/kg



0 dB = 1.75 W/kg = 2.43 dBW/kg

Test Plot 32#: WCDMA Band 4_Head Left Tilt_Middle

DUT: Mobile phone; Type: KC8; Serial: 19081300121

Communication System: Generic WCDMA; Frequency: 1732.6 MHz;Duty Cycle: 1:1
Medium parameters used: f = 1732.6 MHz; σ = 1.345 S/m; ε_r = 41.239; ρ = 1000 kg/m^3 ;
Phantom section: Left Section

DASY5 Configuration:

- Probe: EX3DV4 - SN7329; ConvF(8.35, 8.35, 8.35) @ 1732.6 MHz; Calibrated: 2018/9/30;
- Sensor-Surface: 1.4mm (Mechanical Surface Detection)
- Electronics: DAE4 Sn772; Calibrated: 2018/9/28
- Phantom: Twin SAM; Type: Twin SAM V5.0; Serial: TP:1412
- Measurement SW: DASY52, Version 52.10 (2); SEMCAD X Version 14.6.12 (7470)

Area Scan (131x71x1): Interpolated grid: dx=1.500 mm, dy=1.500 mm
Maximum value of SAR (interpolated) = 1.27 W/kg

Zoom Scan (5x5x7)/Cube 0: Measurement grid: dx=8mm, dy=8mm, dz=5mm
Reference Value = 15.62 V/m; Power Drift = 0.04 dB
Peak SAR (extrapolated) = 2.11 W/kg
SAR(1 g) = 1.01 W/kg; SAR(10 g) = 0.465 W/kg
Maximum value of SAR (measured) = 1.68 W/kg



0 dB = 1.68 W/kg = 2.25 dBW/kg

Test Plot 33#: WCDMA Band 4_Head Left Tilt_High

DUT: Mobile phone; Type: KC8; Serial: 19081300121

Communication System: Generic WCDMA; Frequency: 1752.6 MHz;Duty Cycle: 1:1
Medium parameters used: f = 1752.6 MHz; σ = 1.362 S/m; ε_r = 41.13; ρ = 1000 kg/m^3 ;
Phantom section: Left Section

DASY5 Configuration:

- Probe: EX3DV4 - SN7329; ConvF(8.35, 8.35, 8.35) @ 1752.6 MHz; Calibrated: 2018/9/30;
- Sensor-Surface: 1.4mm (Mechanical Surface Detection)
- Electronics: DAE4 Sn772; Calibrated: 2018/9/28
- Phantom: Twin SAM; Type: Twin SAM V5.0; Serial: TP:1412
- Measurement SW: DASY52, Version 52.10 (2); SEMCAD X Version 14.6.12 (7470)

Area Scan (131x71x1): Interpolated grid: dx=1.500 mm, dy=1.500 mm
Maximum value of SAR (interpolated) = 1.23 W/kg

Zoom Scan (5x5x7)/Cube 0: Measurement grid: dx=8mm, dy=8mm, dz=5mm
Reference Value = 15.57 V/m; Power Drift = 0.08 dB
Peak SAR (extrapolated) = 2.06 W/kg
SAR(1 g) = 0.984 W/kg; SAR(10 g) = 0.452 W/kg
Maximum value of SAR (measured) = 1.64 W/kg

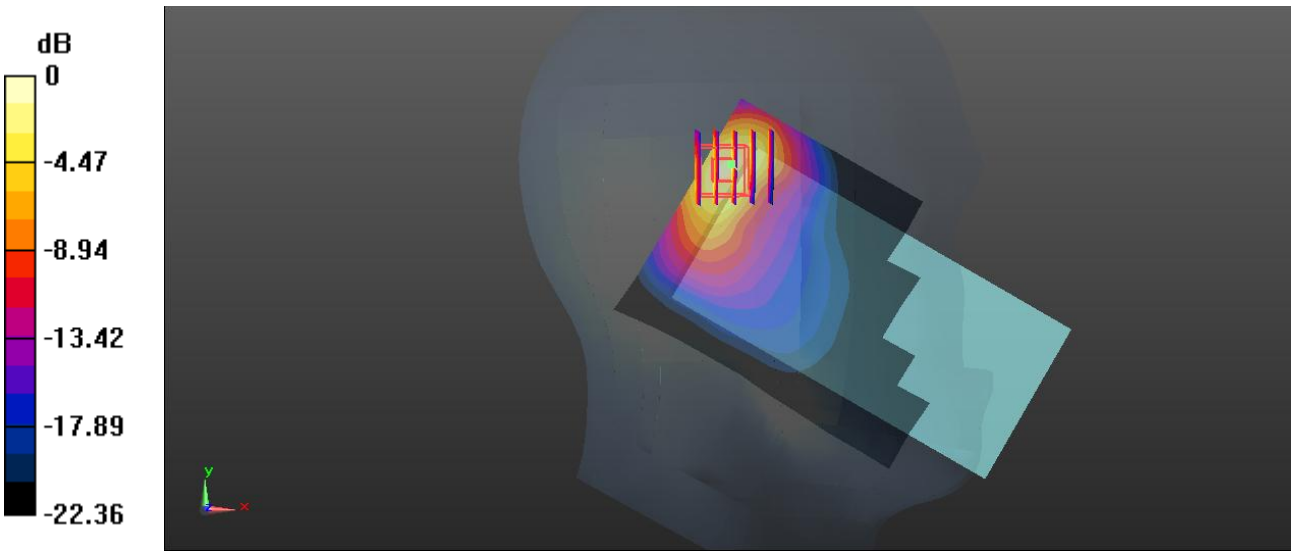

0 dB = 1.64 W/kg = 2.15 dBW/kg

Test Plot 34#: WCDMA Band 4_Head Right Cheek_Middle

DUT: Mobile phone; Type: KC8; Serial: 19081300121

Communication System: Generic WCDMA; Frequency: 1732.6 MHz;Duty Cycle: 1:1
Medium parameters used: f = 1732.6 MHz; σ = 1.345 S/m; ε_r = 41.239; ρ = 1000 kg/m^3 ;
Phantom section: Right Section

DASY5 Configuration:

- Probe: EX3DV4 - SN7329; ConvF(8.35, 8.35, 8.35) @ 1732.6 MHz; Calibrated: 2018/9/30;
- Sensor-Surface: 1.4mm (Mechanical Surface Detection)
- Electronics: DAE4 Sn772; Calibrated: 2018/9/28
- Phantom: Twin SAM; Type: Twin SAM V5.0; Serial: TP:1412
- Measurement SW: DASY52, Version 52.10 (2); SEMCAD X Version 14.6.12 (7470)

Area Scan (131x71x1): Interpolated grid: dx=1.500 mm, dy=1.500 mm
Maximum value of SAR (interpolated) = 0.642 W/kg

Zoom Scan (6x5x7)/Cube 0: Measurement grid: dx=8mm, dy=8mm, dz=5mm
Reference Value = 16.71 V/m; Power Drift = 0.06 dB
Peak SAR (extrapolated) = 0.776 W/kg
SAR(1 g) = 0.429 W/kg; SAR(10 g) = 0.228 W/kg
Maximum value of SAR (measured) = 0.638 W/kg

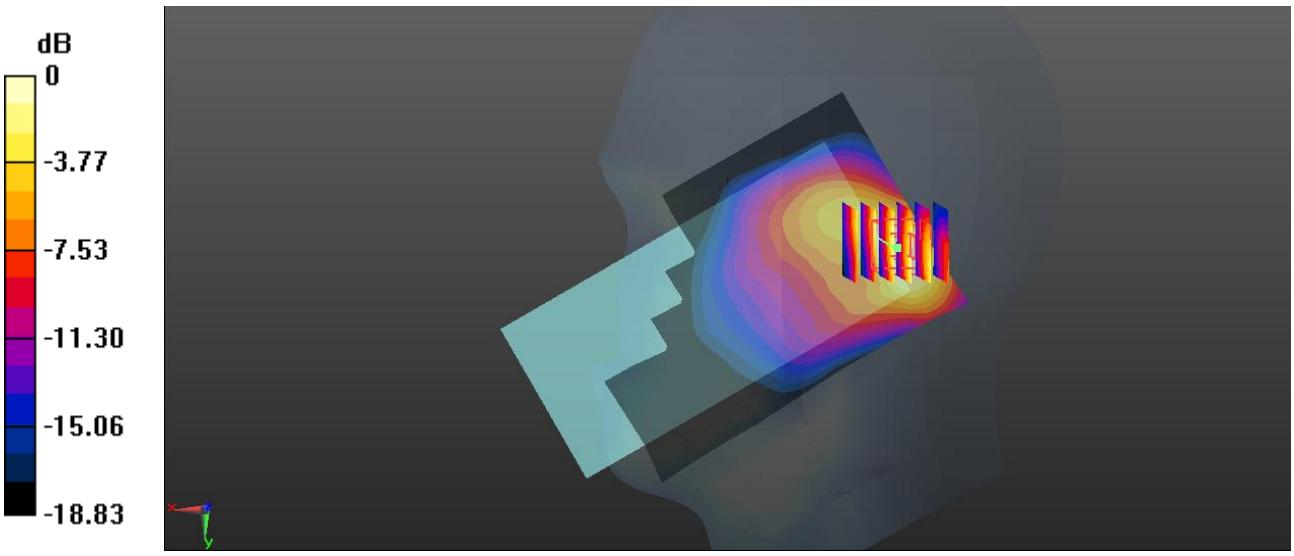

0 dB = 0.638 W/kg = -1.95 dBW/kg

Test Plot 35#: WCDMA Band 4_Head Right Tilt_Middle

DUT: Mobile phone; Type: KC8; Serial: 19081300121

Communication System: Generic WCDMA; Frequency: 1732.6 MHz;Duty Cycle: 1:1
Medium parameters used: f = 1732.6 MHz; σ = 1.345 S/m; ε_r = 41.239; ρ = 1000 kg/m^3 ;
Phantom section: Right Section

DASY5 Configuration:

- Probe: EX3DV4 - SN7329; ConvF(8.35, 8.35, 8.35) @ 1732.6 MHz; Calibrated: 2018/9/30;
- Sensor-Surface: 1.4mm (Mechanical Surface Detection)
- Electronics: DAE4 Sn772; Calibrated: 2018/9/28
- Phantom: Twin SAM; Type: Twin SAM V5.0; Serial: TP:1412
- Measurement SW: DASY52, Version 52.10 (2); SEMCAD X Version 14.6.12 (7470)

Area Scan (131x71x1): Interpolated grid: dx=1.500 mm, dy=1.500 mm
Maximum value of SAR (interpolated) = 0.675 W/kg

Zoom Scan (5x5x7)/Cube 0: Measurement grid: dx=8mm, dy=8mm, dz=5mm
Reference Value = 16.28 V/m; Power Drift = -0.03 dB
Peak SAR (extrapolated) = 0.813 W/kg
SAR(1 g) = 0.447 W/kg; SAR(10 g) = 0.235 W/kg
Maximum value of SAR (measured) = 0.697 W/kg

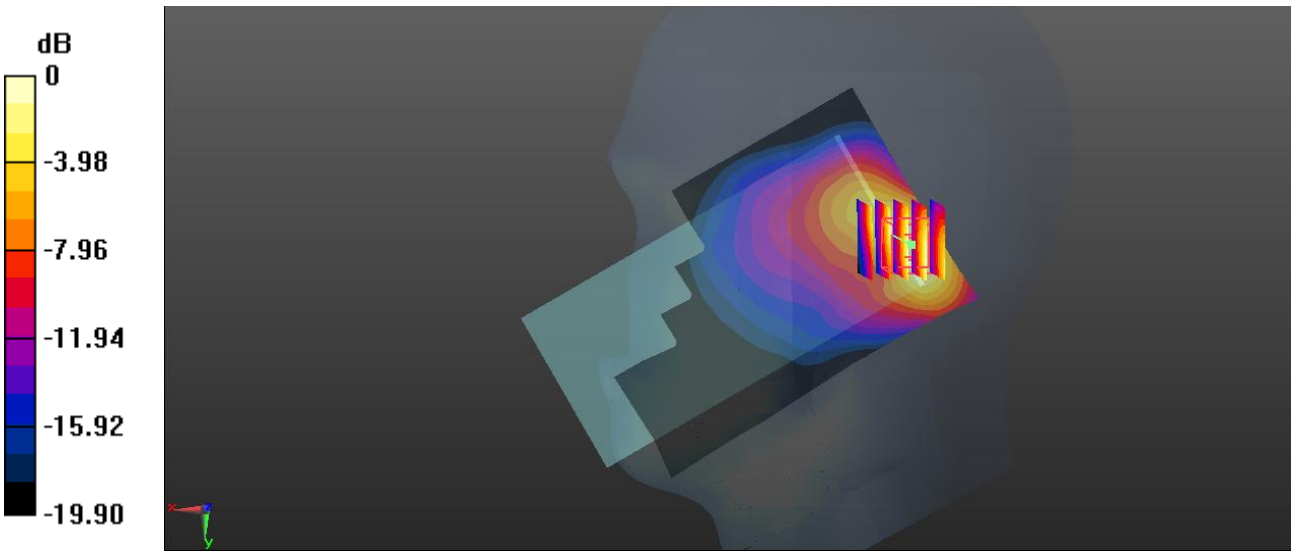

0 dB = 0.697 W/kg = -1.57 dBW/kg

Test Plot 36#: WCDMA Band 4_Body Back_Middle

DUT: Mobile phone; Type: KC8; Serial: 19081300121

Communication System: Generic WCDMA; Frequency: 1732.6 MHz;Duty Cycle: 1:1
Medium parameters used: f = 1732.6 MHz; σ = 1.527 S/m; ε_r = 52.843; ρ = 1000 kg/m^3 ;
Phantom section: Left Section

DASY5 Configuration:

- Probe: EX3DV4 - SN7329; ConvF(8.05, 8.05, 8.05) @ 1732.6 MHz; Calibrated: 2018/9/30;
- Sensor-Surface: 1.4mm (Mechanical Surface Detection)
- Electronics: DAE4 Sn772; Calibrated: 2018/9/28
- Phantom: Triple Flat Phantom 5.1C; Type: QD 000 P51 CA; Serial: Serial: 1130
- Measurement SW: DASY52, Version 52.10 (2); SEMCAD X Version 14.6.12 (7470)

Area Scan (131x71x1): Interpolated grid: dx=1.500 mm, dy=1.500 mm
Maximum value of SAR (interpolated) = 0.426 W/kg

Zoom Scan (6x6x7)/Cube 0: Measurement grid: dx=8mm, dy=8mm, dz=5mm
Reference Value = 2.506 V/m; Power Drift = -0.18 dB
Peak SAR (extrapolated) = 0.598 W/kg
SAR(1 g) = 0.326 W/kg; SAR(10 g) = 0.168 W/kg
Maximum value of SAR (measured) = 0.458 W/kg



0 dB = 0.458 W/kg = -3.39 dBW/kg

Test Plot 37#: WCDMA Band 4_Body Right_Middle

DUT: Mobile phone; Type: KC8; Serial: 19081300121

Communication System: Generic WCDMA; Frequency: 1732.6 MHz;Duty Cycle: 1:1
Medium parameters used: f = 1732.6 MHz; σ = 1.527 S/m; ε_r = 52.843; ρ = 1000 kg/m^3 ;
Phantom section: Left Section

DASY5 Configuration:

- Probe: EX3DV4 - SN7329; ConvF(8.05, 8.05, 8.05) @ 1732.6 MHz; Calibrated: 2018/9/30;
- Sensor-Surface: 1.4mm (Mechanical Surface Detection)
- Electronics: DAE4 Sn772; Calibrated: 2018/9/28
- Phantom: Triple Flat Phantom 5.1C; Type: QD 000 P51 CA; Serial: Serial: 1130
- Measurement SW: DASY52, Version 52.10 (2); SEMCAD X Version 14.6.12 (7470)

Area Scan (131x41x1): Interpolated grid: dx=1.500 mm, dy=1.500 mm
Maximum value of SAR (interpolated) = 0.0886 W/kg

Zoom Scan (5x5x7)/Cube 0: Measurement grid: dx=8mm, dy=8mm, dz=5mm
Reference Value = 2.155 V/m; Power Drift = 0.16 dB
Peak SAR (extrapolated) = 0.113 W/kg
SAR(1 g) = 0.064 W/kg; SAR(10 g) = 0.036 W/kg
Maximum value of SAR (measured) = 0.0920 W/kg



0 dB = 0.0920 W/kg = -10.36 dBW/kg

Test Plot 38#: WCDMA Band 4_Body Top_Middle

DUT: Mobile phone; Type: KC8; Serial: 19081300121

Communication System: Generic WCDMA; Frequency: 1732.6 MHz;Duty Cycle: 1:1
Medium parameters used: f = 1732.6 MHz; σ = 1.527 S/m; ε_r = 52.843; ρ = 1000 kg/m^3 ;
Phantom section: Left Section

DASY5 Configuration:

- Probe: EX3DV4 - SN7329; ConvF(8.05, 8.05, 8.05) @ 1732.6 MHz; Calibrated: 2018/9/30;
- Sensor-Surface: 1.4mm (Mechanical Surface Detection)
- Electronics: DAE4 Sn772; Calibrated: 2018/9/28
- Phantom: Triple Flat Phantom 5.1C; Type: QD 000 P51 CA; Serial: Serial: 1130
- Measurement SW: DASY52, Version 52.10 (2); SEMCAD X Version 14.6.12 (7470)

Area Scan (41x71x1): Interpolated grid: dx=1.500 mm, dy=1.500 mm
Maximum value of SAR (interpolated) = 0.573 W/kg

Zoom Scan (5x5x7)/Cube 0: Measurement grid: dx=8mm, dy=8mm, dz=5mm
Reference Value = 13.88 V/m; Power Drift = -0.14 dB
Peak SAR (extrapolated) = 0.698 W/kg
SAR(1 g) = 0.358 W/kg; SAR(10 g) = 0.169 W/kg
Maximum value of SAR (measured) = 0.573 W/kg



0 dB = 0.573 W/kg = -2.42 dBW/kg

Test Plot 39#: WCDMA Band 5_Head Left Cheek_Middle

DUT: Mobile phone; Type: KC8; Serial: 19081300121

Communication System: Generic WCDMA; Frequency: 836.6 MHz;Duty Cycle: 1:1
Medium parameters used: f = 836.6 MHz; σ = 0.891 S/m; ε_r = 40.869; ρ = 1000 kg/m^3 ;
Phantom section: Left Section

DASY5 Configuration:

- Probe: EX3DV4 - SN7329; ConvF(10.01, 10.01, 10.01) @ 836.6 MHz; Calibrated: 2018/9/30;
- Sensor-Surface: 1.4mm (Mechanical Surface Detection)
- Electronics: DAE4 Sn772; Calibrated: 2018/9/28
- Phantom: Twin SAM; Type: Twin SAM V5.0; Serial: TP:1412
- Measurement SW: DASY52, Version 52.10 (2); SEMCAD X Version 14.6.12 (7470)

Area Scan (131x71x1): Interpolated grid: dx=1.500 mm, dy=1.500 mm
Maximum value of SAR (interpolated) = 0.379 W/kg

Zoom Scan (6x6x7)/Cube 0: Measurement grid: dx=8mm, dy=8mm, dz=5mm
Reference Value = 13.46 V/m; Power Drift = -0.03 dB
Peak SAR (extrapolated) = 0.421 W/kg
SAR(1 g) = 0.189 W/kg; SAR(10 g) = 0.116 W/kg
Maximum value of SAR (measured) = 0.297 W/kg

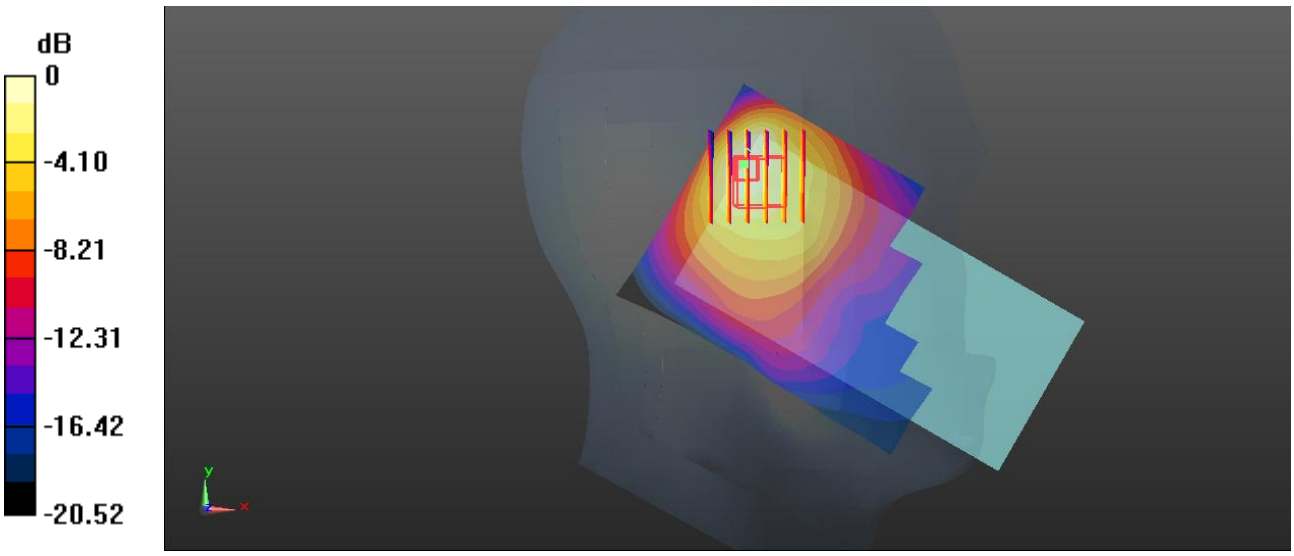

0 dB = 0.297 W/kg = -5.27 dBW/kg

Test Plot 40#: WCDMA Band 5_Head Left Tilt_Middle

DUT: Mobile phone; Type: KC8; Serial: 19081300121

Communication System: Generic WCDMA; Frequency: 836.6 MHz;Duty Cycle: 1:1
Medium parameters used: f = 836.6 MHz; σ = 0.891 S/m; ε_r = 40.869; ρ = 1000 kg/m^3 ;
Phantom section: Left Section

DASY5 Configuration:

- Probe: EX3DV4 - SN7329; ConvF(10.01, 10.01, 10.01) @ 836.6 MHz; Calibrated: 2018/9/30;
- Sensor-Surface: 1.4mm (Mechanical Surface Detection)
- Electronics: DAE4 Sn772; Calibrated: 2018/9/28
- Phantom: Twin SAM; Type: Twin SAM V5.0; Serial: TP:1412
- Measurement SW: DASY52, Version 52.10 (2); SEMCAD X Version 14.6.12 (7470)

Area Scan (131x71x1): Interpolated grid: dx=1.500 mm, dy=1.500 mm
Maximum value of SAR (interpolated) = 0.357 W/kg

Zoom Scan (5x6x7)/Cube 0: Measurement grid: dx=8mm, dy=8mm, dz=5mm
Reference Value = 13.40 V/m; Power Drift = -0.14 dB
Peak SAR (extrapolated) = 0.411 W/kg
SAR(1 g) = 0.167 W/kg; SAR(10 g) = 0.091 W/kg
Maximum value of SAR (measured) = 0.289 W/kg



0 dB = 0.289 W/kg = -5.39 dBW/kg

Test Plot 41#: WCDMA Band 5_Head Right Cheek_Middle

DUT: Mobile phone; Type: KC8; Serial: 19081300121

Communication System: Generic WCDMA; Frequency: 836.6 MHz;Duty Cycle: 1:1
Medium parameters used: f = 836.6 MHz; σ = 0.891 S/m; ε_r = 40.869; ρ = 1000 kg/m^3 ;
Phantom section: Right Section

DASY5 Configuration:

- Probe: EX3DV4 - SN7329; ConvF(10.01, 10.01, 10.01) @ 836.6 MHz; Calibrated: 2018/9/30;
- Sensor-Surface: 1.4mm (Mechanical Surface Detection)
- Electronics: DAE4 Sn772; Calibrated: 2018/9/28
- Phantom: Twin SAM; Type: Twin SAM V5.0; Serial: TP:1412
- Measurement SW: DASY52, Version 52.10 (2); SEMCAD X Version 14.6.12 (7470)

Area Scan (131x71x1): Interpolated grid: dx=1.500 mm, dy=1.500 mm
Maximum value of SAR (interpolated) = 0.186 W/kg

Zoom Scan (6x6x7)/Cube 0: Measurement grid: dx=8mm, dy=8mm, dz=5mm
Reference Value = 11.61 V/m; Power Drift = 0.06 dB
Peak SAR (extrapolated) = 0.193 W/kg
SAR(1 g) = 0.123 W/kg; SAR(10 g) = 0.083 W/kg
Maximum value of SAR (measured) = 0.160 W/kg

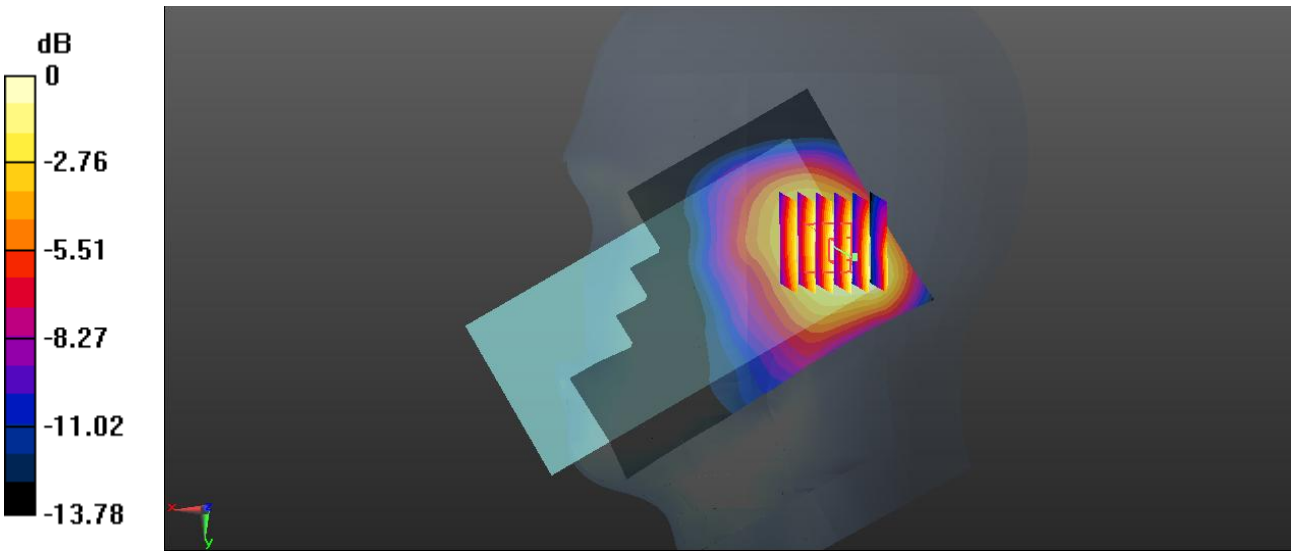

0 dB = 0.160 W/kg = -7.96 dBW/kg

Test Plot 42#: WCDMA Band 5_Head Right Tilt_Middle

DUT: Mobile phone; Type: KC8; Serial: 19081300121

Communication System: Generic WCDMA; Frequency: 836.6 MHz;Duty Cycle: 1:1
Medium parameters used: f = 836.6 MHz; σ = 0.891 S/m; ε_r = 40.869; ρ = 1000 kg/m^3 ;
Phantom section: Right Section

DASY5 Configuration:

- Probe: EX3DV4 - SN7329; ConvF(10.01, 10.01, 10.01) @ 836.6 MHz; Calibrated: 2018/9/30;
- Sensor-Surface: 1.4mm (Mechanical Surface Detection)
- Electronics: DAE4 Sn772; Calibrated: 2018/9/28
- Phantom: Twin SAM; Type: Twin SAM V5.0; Serial: TP:1412
- Measurement SW: DASY52, Version 52.10 (2); SEMCAD X Version 14.6.12 (7470)

Area Scan (131x71x1): Interpolated grid: dx=1.500 mm, dy=1.500 mm
Maximum value of SAR (interpolated) = 0.153 W/kg

Zoom Scan (5x5x7)/Cube 0: Measurement grid: dx=8mm, dy=8mm, dz=5mm
Reference Value = 10.44 V/m; Power Drift = 0.04 dB
Peak SAR (extrapolated) = 0.169 W/kg
SAR(1 g) = 0.099 W/kg; SAR(10 g) = 0.063 W/kg
Maximum value of SAR (measured) = 0.139 W/kg



0 dB = 0.139 W/kg = -8.57 dBW/kg

Test Plot 43#: WCDMA Band 5_Body Back_Middle

DUT: Mobile phone; Type: KC8; Serial: 19081300121

Communication System: Generic WCDMA; Frequency: 836.6 MHz;Duty Cycle: 1:1
Medium parameters used: f = 836.6 MHz; σ = 0.978 S/m; ε_r = 55.212; ρ = 1000 kg/m^3 ;
Phantom section: Right Section

DASY5 Configuration:

- Probe: EX3DV4 - SN7329; ConvF(10.23, 10.23, 10.23) @ 836.6 MHz; Calibrated: 2018/9/30;
- Sensor-Surface: 1.4mm (Mechanical Surface Detection)
- Electronics: DAE4 Sn772; Calibrated: 2018/9/28
- Phantom: Triple Flat Phantom 5.1C; Type: QD 000 P51 CA; Serial: Serial: 1130
- Measurement SW: DASY52, Version 52.10 (2); SEMCAD X Version 14.6.12 (7470)

Area Scan (131x71x1): Interpolated grid: dx=1.500 mm, dy=1.500 mm
Maximum value of SAR (interpolated) = 0.131 W/kg

Zoom Scan (5x5x7)/Cube 0: Measurement grid: dx=8mm, dy=8mm, dz=5mm
Reference Value = 6.841 V/m; Power Drift = -0.10 dB
Peak SAR (extrapolated) = 0.174 W/kg
SAR(1 g) = 0.096 W/kg; SAR(10 g) = 0.058 W/kg
Maximum value of SAR (measured) = 0.138 W/kg

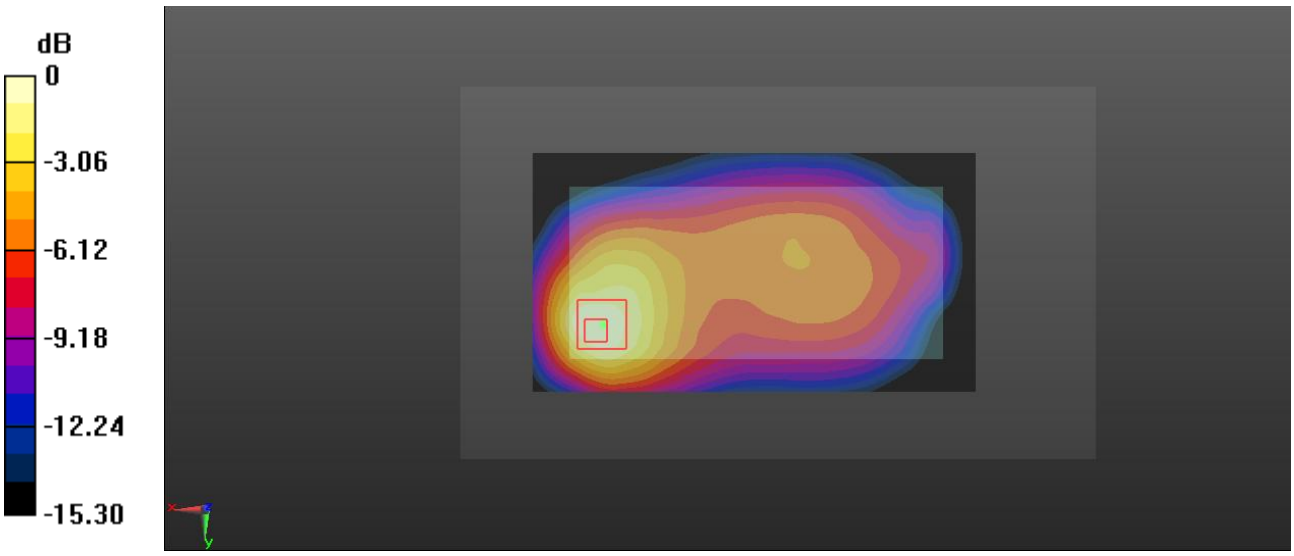

0 dB = 0.138 W/kg = -8.60 dBW/kg

Test Plot 44#: WCDMA Band 5_Body Right_Middle

DUT: Mobile phone; Type: KC8; Serial: 19081300121

Communication System: Generic WCDMA; Frequency: 836.6 MHz;Duty Cycle: 1:1
Medium parameters used: f = 836.6 MHz; σ = 0.978 S/m; ε_r = 55.212; ρ = 1000 kg/m^3 ;
Phantom section: Right Section

DASY5 Configuration:

- Probe: EX3DV4 - SN7329; ConvF(10.23, 10.23, 10.23) @ 836.6 MHz; Calibrated: 2018/9/30;
- Sensor-Surface: 1.4mm (Mechanical Surface Detection)
- Electronics: DAE4 Sn772; Calibrated: 2018/9/28
- Phantom: Triple Flat Phantom 5.1C; Type: QD 000 P51 CA; Serial: Serial: 1130
- Measurement SW: DASY52, Version 52.10 (2); SEMCAD X Version 14.6.12 (7470)

Area Scan (131x41x1): Interpolated grid: dx=1.500 mm, dy=1.500 mm
Maximum value of SAR (interpolated) = 0.0438 W/kg

Zoom Scan (6x6x7)/Cube 0: Measurement grid: dx=8mm, dy=8mm, dz=5mm
Reference Value = 6.553 V/m; Power Drift = 0.01 dB
Peak SAR (extrapolated) = 0.0530 W/kg
SAR(1 g) = 0.035 W/kg; SAR(10 g) = 0.024 W/kg
Maximum value of SAR (measured) = 0.0463 W/kg

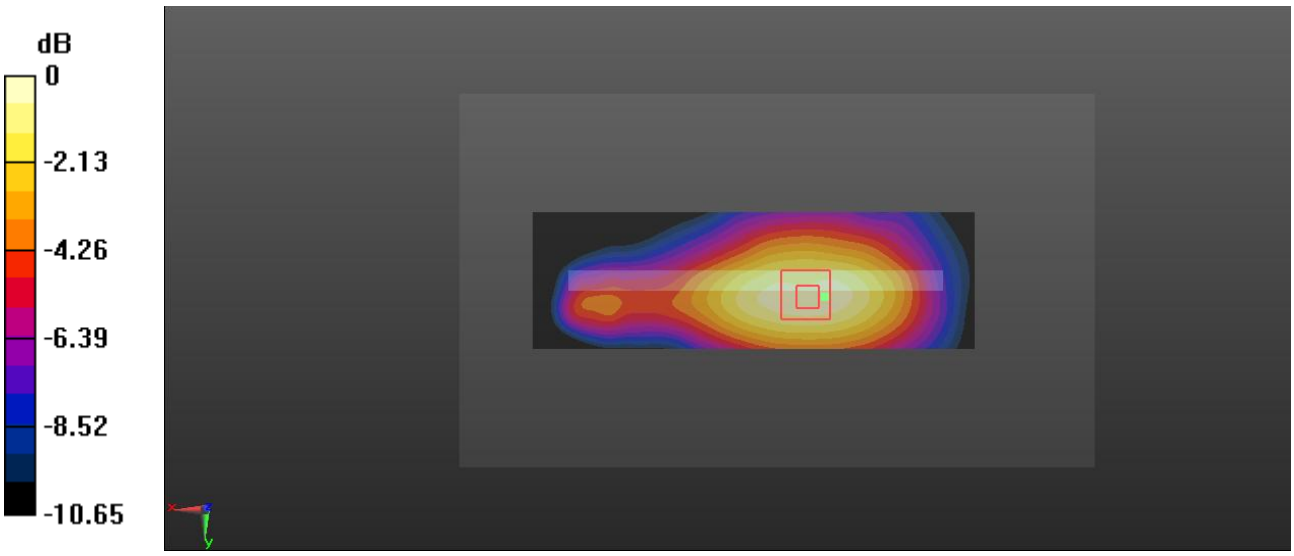

0 dB = 0.0463 W/kg = -13.34 dBW/kg

Test Plot 45#: WCDMA Band 5_Body Top_Middle

DUT: Mobile phone; Type: KC8; Serial: 19081300121

Communication System: Generic WCDMA; Frequency: 836.6 MHz;Duty Cycle: 1:1
Medium parameters used: f = 836.6 MHz; σ = 0.978 S/m; ε_r = 55.212; ρ = 1000 kg/m^3 ;
Phantom section: Right Section

DASY5 Configuration:

- Probe: EX3DV4 - SN7329; ConvF(10.23, 10.23, 10.23) @ 836.6 MHz; Calibrated: 2018/9/30;
- Sensor-Surface: 1.4mm (Mechanical Surface Detection)
- Electronics: DAE4 Sn772; Calibrated: 2018/9/28
- Phantom: Triple Flat Phantom 5.1C; Type: QD 000 P51 CA; Serial: Serial: 1130
- Measurement SW: DASY52, Version 52.10 (2); SEMCAD X Version 14.6.12 (7470)

Area Scan (41x71x1): Interpolated grid: dx=1.500 mm, dy=1.500 mm
Maximum value of SAR (interpolated) = 0.0771 W/kg

Zoom Scan (5x6x7)/Cube 0: Measurement grid: dx=8mm, dy=8mm, dz=5mm
Reference Value = 8.487 V/m; Power Drift = -0.17 dB
Peak SAR (extrapolated) = 0.0930 W/kg
SAR(1 g) = 0.050 W/kg; SAR(10 g) = 0.030 W/kg
Maximum value of SAR (measured) = 0.0746 W/kg



0 dB = 0.0746 W/kg = -11.27 dBW/kg

Test Plot 46#: LTE Band 2_Head Left Cheek_1RB_Middle

DUT: Mobile phone; Type: KC8; Serial: 19081300121

Communication System: Generic FDD-LTE; Frequency: 1880 MHz;Duty Cycle: 1:1
Medium parameters used: f = 1880 MHz; σ = 1.391 S/m; ε_r = 38.987; ρ = 1000 kg/m^3 ;
Phantom section: Left Section

DASY5 Configuration:

- Probe: EX3DV4 - SN7329; ConvF(8.1, 8.1, 8.1) @ 1880 MHz; Calibrated: 2018/9/30;
- Sensor-Surface: 1.4mm (Mechanical Surface Detection)
- Electronics: DAE4 Sn772; Calibrated: 2018/9/28
- Phantom: Twin SAM; Type: Twin SAM V5.0; Serial: TP:1412
- Measurement SW: DASY52, Version 52.10 (2); SEMCAD X Version 14.6.12 (7470)

Area Scan (131x71x1): Interpolated grid: dx=1.500 mm, dy=1.500 mm
Maximum value of SAR (interpolated) = 0.833 W/kg

Zoom Scan (5x5x7)/Cube 0: Measurement grid: dx=8mm, dy=8mm, dz=5mm
Reference Value = 11.51 V/m; Power Drift = 0.13 dB
Peak SAR (extrapolated) = 1.31 W/kg
SAR(1 g) = 0.610 W/kg; SAR(10 g) = 0.283 W/kg
Maximum value of SAR (measured) = 1.06 W/kg

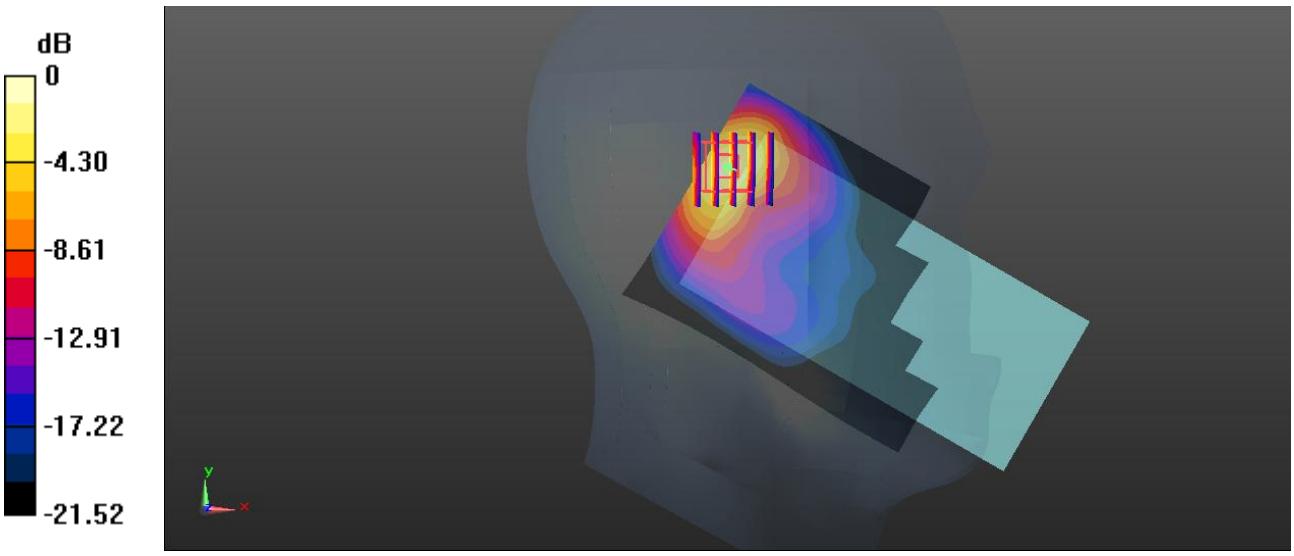

0 dB = 1.06 W/kg = 0.25 dBW/kg

Test Plot 47#: LTE Band 2_Head Left Cheek_50%RB_Middle

DUT: Mobile phone; Type: KC8; Serial: 19081300121

Communication System: Generic FDD-LTE; Frequency: 1880 MHz;Duty Cycle: 1:1
Medium parameters used: f = 1880 MHz; σ = 1.391 S/m; ε_r = 38.987; ρ = 1000 kg/m^3 ;
Phantom section: Left Section

DASY5 Configuration:

- Probe: EX3DV4 - SN7329; ConvF(8.1, 8.1, 8.1) @ 1880 MHz; Calibrated: 2018/9/30;
- Sensor-Surface: 1.4mm (Mechanical Surface Detection)
- Electronics: DAE4 Sn772; Calibrated: 2018/9/28
- Phantom: Twin SAM; Type: Twin SAM V5.0; Serial: TP:1412
- Measurement SW: DASY52, Version 52.10 (2); SEMCAD X Version 14.6.12 (7470)

Area Scan (131x71x1): Interpolated grid: dx=1.500 mm, dy=1.500 mm
Maximum value of SAR (interpolated) = 0.634 W/kg

Zoom Scan (5x5x7)/Cube 0: Measurement grid: dx=8mm, dy=8mm, dz=5mm
Reference Value = 10.19 V/m; Power Drift = -0.01 dB
Peak SAR (extrapolated) = 0.999 W/kg
SAR(1 g) = 0.466 W/kg; SAR(10 g) = 0.217 W/kg
Maximum value of SAR (measured) = 0.803 W/kg

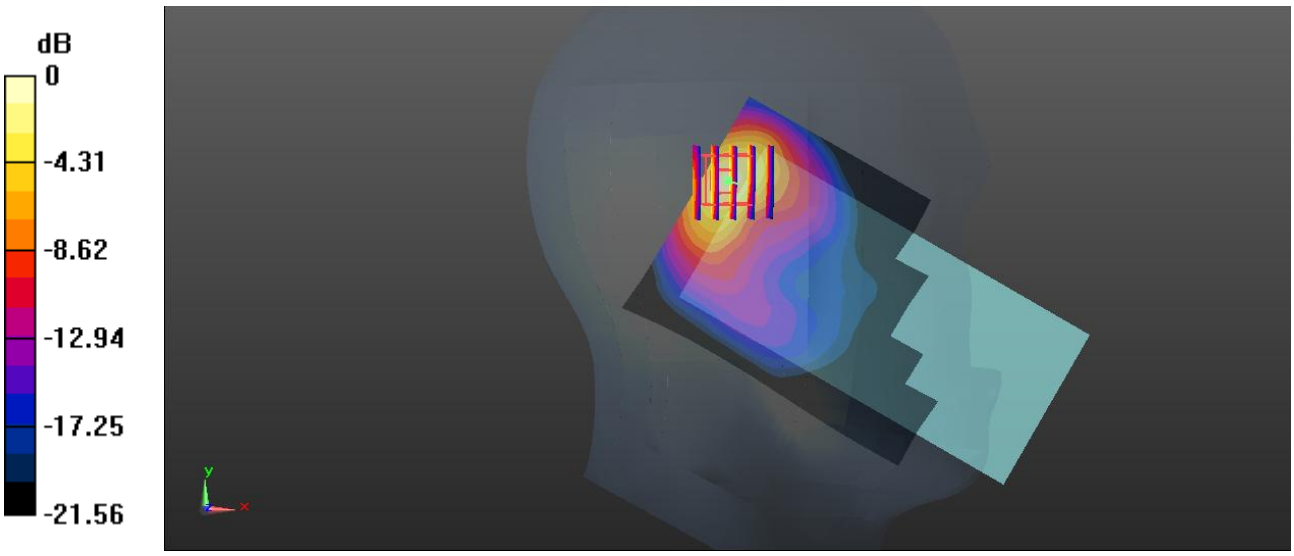

0 dB = 0.803 W/kg = -0.95 dBW/kg

Test Plot 48#: LTE Band 2_Head Left Tilt_1RB_Middle

DUT: Mobile phone; Type: KC8; Serial: 19081300121

Communication System: Generic FDD-LTE; Frequency: 1880 MHz;Duty Cycle: 1:1
Medium parameters used: f = 1880 MHz; σ = 1.391 S/m; ε_r = 38.987; ρ = 1000 kg/m^3 ;
Phantom section: Left Section

DASY5 Configuration:

- Probe: EX3DV4 - SN7329; ConvF(8.1, 8.1, 8.1) @ 1880 MHz; Calibrated: 2018/9/30;
- Sensor-Surface: 1.4mm (Mechanical Surface Detection)
- Electronics: DAE4 Sn772; Calibrated: 2018/9/28
- Phantom: Twin SAM; Type: Twin SAM V5.0; Serial: TP:1412
- Measurement SW: DASY52, Version 52.10 (2); SEMCAD X Version 14.6.12 (7470)

Area Scan (131x71x1): Interpolated grid: dx=1.500 mm, dy=1.500 mm
Maximum value of SAR (interpolated) = 0.987 W/kg

Zoom Scan (5x5x7)/Cube 0: Measurement grid: dx=8mm, dy=8mm, dz=5mm
Reference Value = 13.13 V/m; Power Drift = 0.09 dB
Peak SAR (extrapolated) = 1.43 W/kg
SAR(1 g) = 0.671 W/kg; SAR(10 g) = 0.308 W/kg
Maximum value of SAR (measured) = 1.17 W/kg

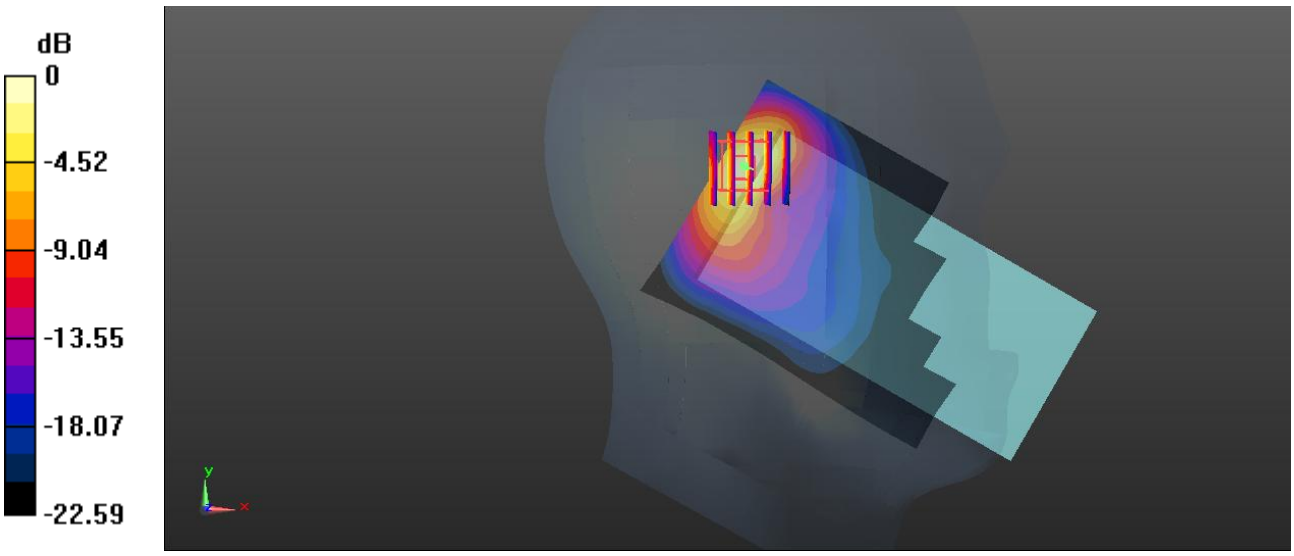

0 dB = 1.17 W/kg = 0.68 dBW/kg

Test Plot 49#: LTE Band 2_Head Left Tilt_50%RB_Middle

DUT: Mobile phone; Type: KC8; Serial: 19081300121

Communication System: Generic FDD-LTE; Frequency: 1880 MHz;Duty Cycle: 1:1
Medium parameters used: f = 1880 MHz; σ = 1.391 S/m; ε_r = 38.987; ρ = 1000 kg/m^3 ;
Phantom section: Left Section

DASY5 Configuration:

- Probe: EX3DV4 - SN7329; ConvF(8.1, 8.1, 8.1) @ 1880 MHz; Calibrated: 2018/9/30;
- Sensor-Surface: 1.4mm (Mechanical Surface Detection)
- Electronics: DAE4 Sn772; Calibrated: 2018/9/28
- Phantom: Twin SAM; Type: Twin SAM V5.0; Serial: TP:1412
- Measurement SW: DASY52, Version 52.10 (2); SEMCAD X Version 14.6.12 (7470)

Area Scan (131x71x1): Interpolated grid: dx=1.500 mm, dy=1.500 mm
Maximum value of SAR (interpolated) = 0.768 W/kg

Zoom Scan (5x5x7)/Cube 0: Measurement grid: dx=8mm, dy=8mm, dz=5mm
Reference Value = 11.07 V/m; Power Drift = 0.17 dB
Peak SAR (extrapolated) = 1.10 W/kg
SAR(1 g) = 0.513 W/kg; SAR(10 g) = 0.235 W/kg
Maximum value of SAR (measured) = 0.907 W/kg



0 dB = 0.907 W/kg = -0.42 dBW/kg

Test Plot 50#: LTE Band 2_Head Right Cheek_1RB_Middle

DUT: Mobile phone; Type: KC8; Serial: 19081300121

Communication System: Generic FDD-LTE; Frequency: 1880 MHz;Duty Cycle: 1:1
Medium parameters used: f = 1880 MHz; σ = 1.391 S/m; ε_r = 38.987; ρ = 1000 kg/m^3 ;
Phantom section: Right Section

DASY5 Configuration:

- Probe: EX3DV4 - SN7329; ConvF(8.1, 8.1, 8.1) @ 1880 MHz; Calibrated: 2018/9/30;
- Sensor-Surface: 1.4mm (Mechanical Surface Detection)
- Electronics: DAE4 Sn772; Calibrated: 2018/9/28
- Phantom: Twin SAM; Type: Twin SAM V5.0; Serial: TP:1412
- Measurement SW: DASY52, Version 52.10 (2); SEMCAD X Version 14.6.12 (7470)

Area Scan (141x71x1): Interpolated grid: dx=1.500 mm, dy=1.500 mm
Maximum value of SAR (interpolated) = 0.453 W/kg

Zoom Scan (5x5x7)/Cube 0: Measurement grid: dx=8mm, dy=8mm, dz=5mm
Reference Value = 14.80 V/m; Power Drift = 0.02 dB
Peak SAR (extrapolated) = 0.646 W/kg
SAR(1 g) = 0.346 W/kg; SAR(10 g) = 0.177 W/kg
Maximum value of SAR (measured) = 0.518 W/kg

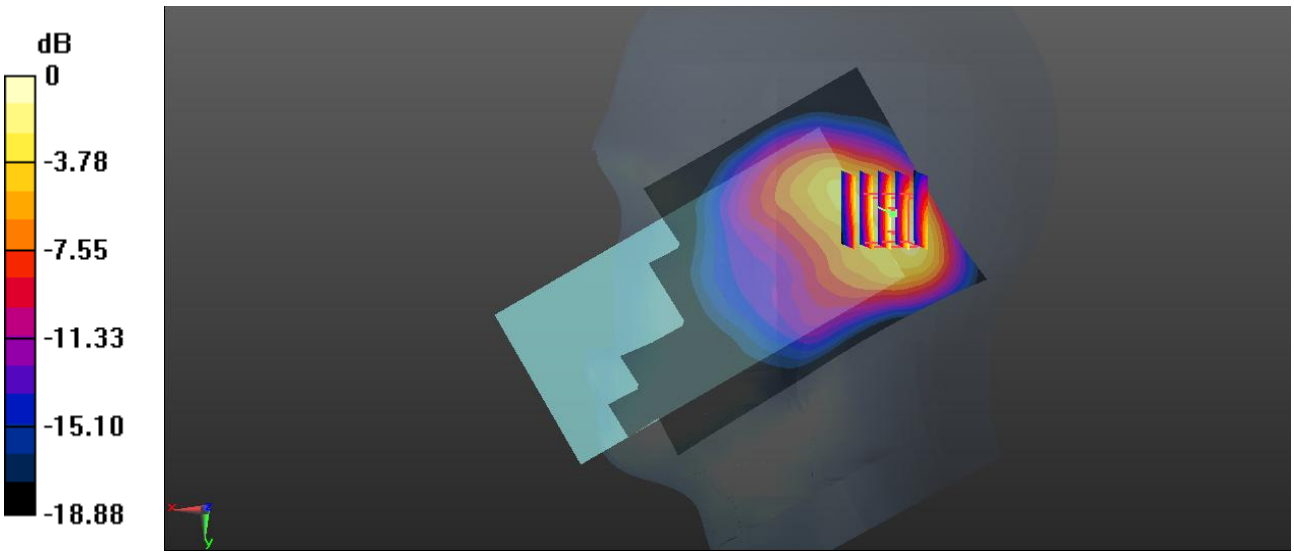

0 dB = 0.518 W/kg = -2.86 dBW/kg

Test Plot 51#: LTE Band 2_Head Right Cheek_50%RB_Middle

DUT: Mobile phone; Type: KC8; Serial: 19081300121

Communication System: Generic FDD-LTE; Frequency: 1880 MHz;Duty Cycle: 1:1
Medium parameters used: f = 1880 MHz; σ = 1.391 S/m; ε_r = 38.987; ρ = 1000 kg/m^3 ;
Phantom section: Right Section

DASY5 Configuration:

- Probe: EX3DV4 - SN7329; ConvF(8.1, 8.1, 8.1) @ 1880 MHz; Calibrated: 2018/9/30;
- Sensor-Surface: 1.4mm (Mechanical Surface Detection)
- Electronics: DAE4 Sn772; Calibrated: 2018/9/28
- Phantom: Twin SAM; Type: Twin SAM V5.0; Serial: TP:1412
- Measurement SW: DASY52, Version 52.10 (2); SEMCAD X Version 14.6.12 (7470)

Area Scan (141x71x1): Interpolated grid: dx=1.500 mm, dy=1.500 mm
Maximum value of SAR (interpolated) = 0.347 W/kg

Zoom Scan (5x5x7)/Cube 0: Measurement grid: dx=8mm, dy=8mm, dz=5mm
Reference Value = 12.85 V/m; Power Drift = 0.07 dB
Peak SAR (extrapolated) = 0.497 W/kg
SAR(1 g) = 0.265 W/kg; SAR(10 g) = 0.135 W/kg
Maximum value of SAR (measured) = 0.396 W/kg

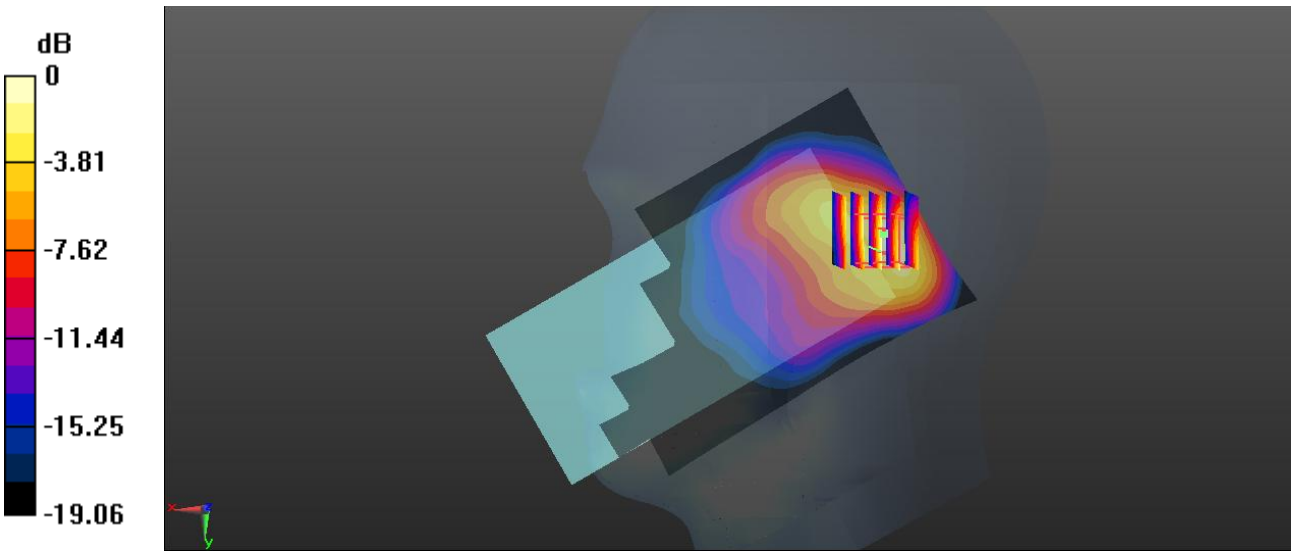

0 dB = 0.396 W/kg = -4.02 dBW/kg

Test Plot 52#: LTE Band 2_Head Right Tilt_1RB_Middle

DUT: Mobile phone; Type: KC8; Serial: 19081300121

Communication System: Generic FDD-LTE; Frequency: 1880 MHz;Duty Cycle: 1:1
Medium parameters used: f = 1880 MHz; σ = 1.391 S/m; ε_r = 38.987; ρ = 1000 kg/m^3 ;
Phantom section: Right Section

DASY5 Configuration:

- Probe: EX3DV4 - SN7329; ConvF(8.1, 8.1, 8.1) @ 1880 MHz; Calibrated: 2018/9/30;
- Sensor-Surface: 1.4mm (Mechanical Surface Detection)
- Electronics: DAE4 Sn772; Calibrated: 2018/9/28
- Phantom: Twin SAM; Type: Twin SAM V5.0; Serial: TP:1412
- Measurement SW: DASY52, Version 52.10 (2); SEMCAD X Version 14.6.12 (7470)

Area Scan (141x71x1): Interpolated grid: dx=1.500 mm, dy=1.500 mm
Maximum value of SAR (interpolated) = 0.573 W/kg

Zoom Scan (5x5x7)/Cube 0: Measurement grid: dx=8mm, dy=8mm, dz=5mm
Reference Value = 16.13 V/m; Power Drift = 0.04 dB
Peak SAR (extrapolated) = 0.816 W/kg
SAR(1 g) = 0.439 W/kg; SAR(10 g) = 0.223 W/kg
Maximum value of SAR (measured) = 0.675 W/kg



0 dB = 0.675 W/kg = -1.71 dBW/kg

Test Plot 53#: LTE Band 2_Head Right Tilt_50%RB_Middle

DUT: Mobile phone; Type: KC8; Serial: 19081300121

Communication System: Generic FDD-LTE; Frequency: 1880 MHz;Duty Cycle: 1:1
Medium parameters used: f = 1880 MHz; σ = 1.391 S/m; ε_r = 38.987; ρ = 1000 kg/m^3 ;
Phantom section: Right Section

DASY5 Configuration:

- Probe: EX3DV4 - SN7329; ConvF(8.1, 8.1, 8.1) @ 1880 MHz; Calibrated: 2018/9/30;
- Sensor-Surface: 1.4mm (Mechanical Surface Detection)
- Electronics: DAE4 Sn772; Calibrated: 2018/9/28
- Phantom: Twin SAM; Type: Twin SAM V5.0; Serial: TP:1412
- Measurement SW: DASY52, Version 52.10 (2); SEMCAD X Version 14.6.12 (7470)

Area Scan (141x71x1): Interpolated grid: dx=1.500 mm, dy=1.500 mm
Maximum value of SAR (interpolated) = 0.439 W/kg

Zoom Scan (5x5x7)/Cube 0: Measurement grid: dx=8mm, dy=8mm, dz=5mm
Reference Value = 14.04 V/m; Power Drift = 0.04 dB
Peak SAR (extrapolated) = 0.635 W/kg
SAR(1 g) = 0.338 W/kg; SAR(10 g) = 0.171 W/kg
Maximum value of SAR (measured) = 0.519 W/kg

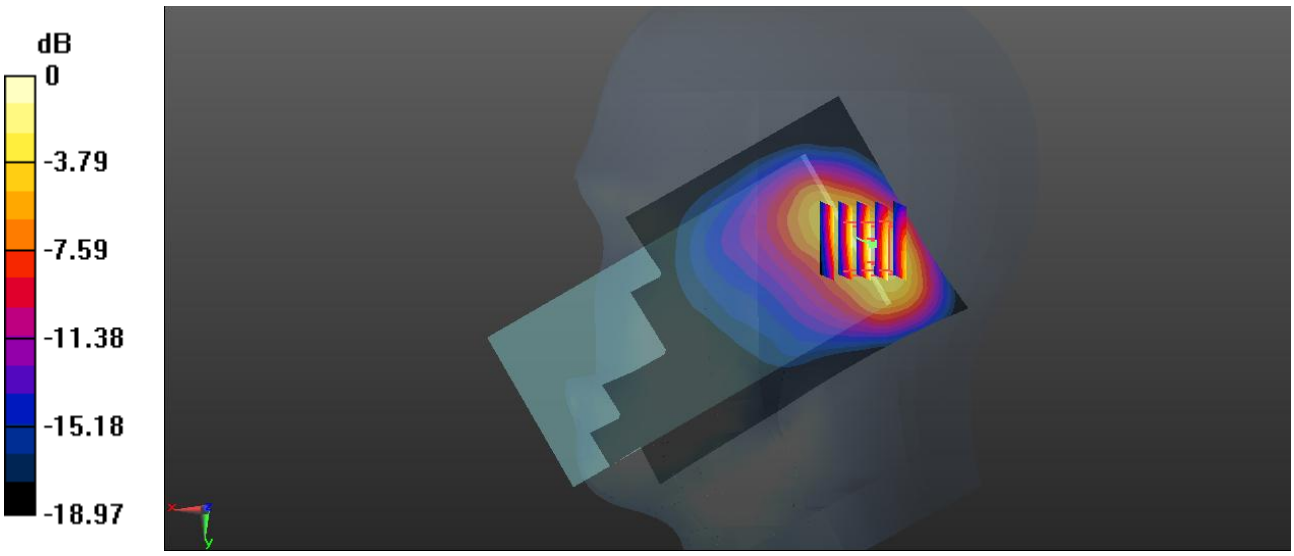

0 dB = 0.519 W/kg = -2.85 dBW/kg

Test Plot 54#: LTE Band 2_Body Back_1RB_Middle

DUT: Mobile phone; Type: KC8; Serial: 19081300121

Communication System: Generic FDD-LTE; Frequency: 1880 MHz;Duty Cycle: 1:1
Medium parameters used: f = 1880 MHz; σ = 1.51 S/m; ε_r = 52.658; ρ = 1000 kg/m^3 ;
Phantom section: Left Section

DASY5 Configuration:

- Probe: EX3DV4 - SN7329; ConvF(7.7, 7.7, 7.7) @ 1880 MHz; Calibrated: 2018/9/30;
- Sensor-Surface: 1.4mm (Mechanical Surface Detection)
- Electronics: DAE4 Sn772; Calibrated: 2018/9/28
- Phantom: Triple Flat Phantom 5.1C; Type: QD 000 P51 CA; Serial: Serial: 1130
- Measurement SW: DASY52, Version 52.10 (2); SEMCAD X Version 14.6.12 (7470)

Area Scan (131x71x1): Interpolated grid: dx=1.500 mm, dy=1.500 mm
Maximum value of SAR (interpolated) = 0.290 W/kg

Zoom Scan (5x5x7)/Cube 0: Measurement grid: dx=8mm, dy=8mm, dz=5mm
Reference Value = 2.947 V/m; Power Drift = 0.11 dB
Peak SAR (extrapolated) = 0.419 W/kg
SAR(1 g) = 0.219 W/kg; SAR(10 g) = 0.108 W/kg
Maximum value of SAR (measured) = 0.331 W/kg

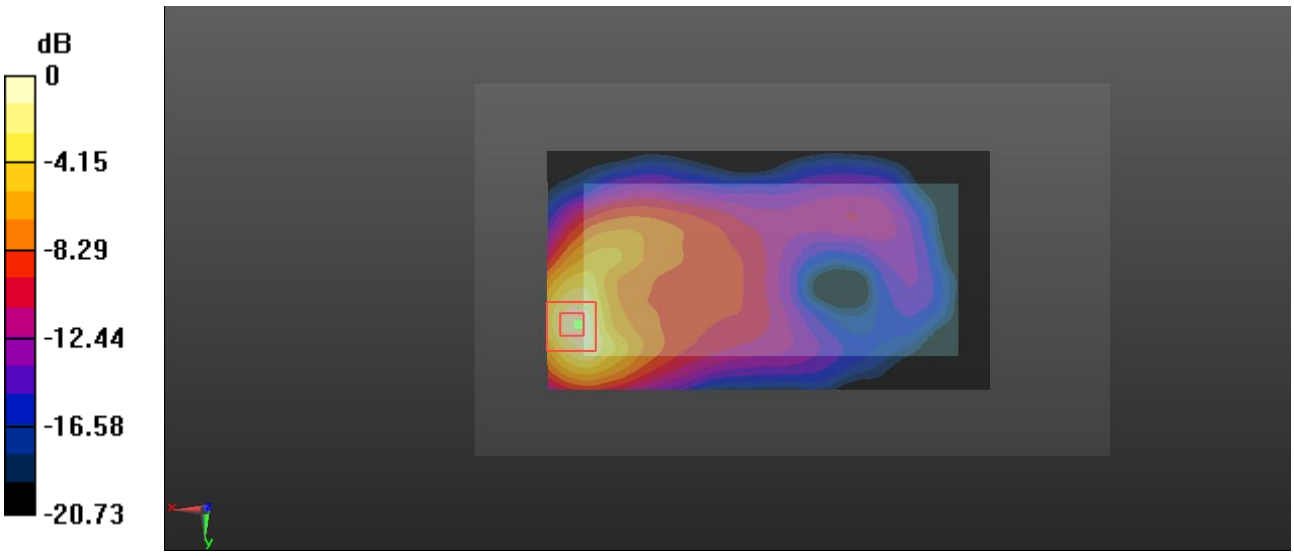

0 dB = 0.331 W/kg = -4.80 dBW/kg

Test Plot 55#: LTE Band 2_Body Back_50%RB_Middle

DUT: Mobile phone; Type: KC8; Serial: 19081300121

Communication System: Generic FDD-LTE; Frequency: 1880 MHz;Duty Cycle: 1:1
Medium parameters used: f = 1880 MHz; σ = 1.51 S/m; ε_r = 52.658; ρ = 1000 kg/m^3 ;
Phantom section: Left Section

DASY5 Configuration:

- Probe: EX3DV4 - SN7329; ConvF(7.7, 7.7, 7.7) @ 1880 MHz; Calibrated: 2018/9/30;
- Sensor-Surface: 1.4mm (Mechanical Surface Detection)
- Electronics: DAE4 Sn772; Calibrated: 2018/9/28
- Phantom: Triple Flat Phantom 5.1C; Type: QD 000 P51 CA; Serial: Serial: 1130
- Measurement SW: DASY52, Version 52.10 (2); SEMCAD X Version 14.6.12 (7470)

Area Scan (131x71x1): Interpolated grid: dx=1.500 mm, dy=1.500 mm
Maximum value of SAR (interpolated) = 0.225 W/kg

Zoom Scan (5x5x7)/Cube 0: Measurement grid: dx=8mm, dy=8mm, dz=5mm
Reference Value = 2.357 V/m; Power Drift = 0.06 dB
Peak SAR (extrapolated) = 0.320 W/kg
SAR(1 g) = 0.168 W/kg; SAR(10 g) = 0.083 W/kg
Maximum value of SAR (measured) = 0.257 W/kg

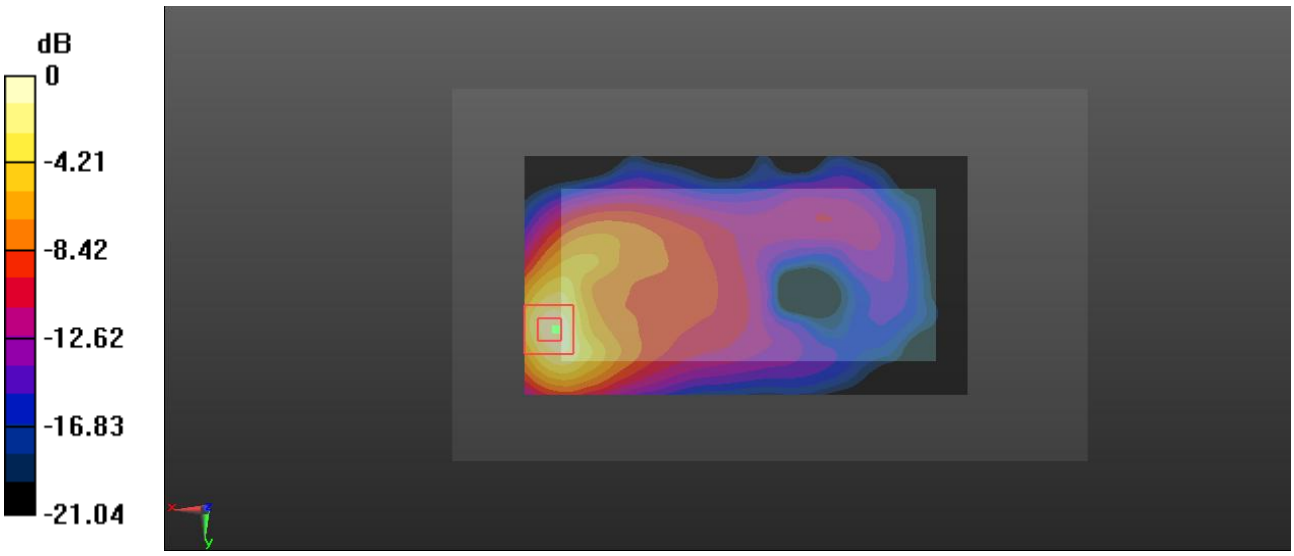

0 dB = 0.257 W/kg = -5.90 dBW/kg

Test Plot 56#: LTE Band 2_Body Right_1RB_Middle

DUT: Mobile phone; Type: KC8; Serial: 19081300121

Communication System: Generic FDD-LTE; Frequency: 1880 MHz;Duty Cycle: 1:1
Medium parameters used: f = 1880 MHz; σ = 1.51 S/m; ε_r = 52.658; ρ = 1000 kg/m^3 ;
Phantom section: Left Section

DASY5 Configuration:

- Probe: EX3DV4 - SN7329; ConvF(7.7, 7.7, 7.7) @ 1880 MHz; Calibrated: 2018/9/30;
- Sensor-Surface: 1.4mm (Mechanical Surface Detection)
- Electronics: DAE4 Sn772; Calibrated: 2018/9/28
- Phantom: Triple Flat Phantom 5.1C; Type: QD 000 P51 CA; Serial: Serial: 1130
- Measurement SW: DASY52, Version 52.10 (2); SEMCAD X Version 14.6.12 (7470)

Area Scan (141x41x1): Interpolated grid: dx=1.500 mm, dy=1.500 mm
Maximum value of SAR (interpolated) = 0.0465 W/kg

Zoom Scan (5x5x7)/Cube 0: Measurement grid: dx=8mm, dy=8mm, dz=5mm
Reference Value = 1.926 V/m; Power Drift = 0.12 dB
Peak SAR (extrapolated) = 0.0570 W/kg
SAR(1 g) = 0.032 W/kg; SAR(10 g) = 0.019 W/kg
Maximum value of SAR (measured) = 0.0473 W/kg



0 dB = 0.0473 W/kg = -13.25 dBW/kg

Test Plot 57#: LTE Band 2_Body Right_50%RB_Middle

DUT: Mobile phone; Type: KC8; Serial: 19081300121

Communication System: Generic FDD-LTE; Frequency: 1880 MHz;Duty Cycle: 1:1
Medium parameters used: f = 1880 MHz; σ = 1.51 S/m; ε_r = 52.658; ρ = 1000 kg/m^3 ;
Phantom section: Left Section

DASY5 Configuration:

- Probe: EX3DV4 - SN7329; ConvF(7.7, 7.7, 7.7) @ 1880 MHz; Calibrated: 2018/9/30;
- Sensor-Surface: 1.4mm (Mechanical Surface Detection)
- Electronics: DAE4 Sn772; Calibrated: 2018/9/28
- Phantom: Triple Flat Phantom 5.1C; Type: QD 000 P51 CA; Serial: Serial: 1130
- Measurement SW: DASY52, Version 52.10 (2); SEMCAD X Version 14.6.12 (7470)

Area Scan (141x41x1): Interpolated grid: dx=1.500 mm, dy=1.500 mm
Maximum value of SAR (interpolated) = 0.0348 W/kg

Zoom Scan (5x5x7)/Cube 0: Measurement grid: dx=8mm, dy=8mm, dz=5mm
Reference Value = 1.639 V/m; Power Drift = 0.09 dB
Peak SAR (extrapolated) = 0.0440 W/kg
SAR(1 g) = 0.025 W/kg; SAR(10 g) = 0.014 W/kg
Maximum value of SAR (measured) = 0.0357 W/kg



0 dB = 0.0357 W/kg = -14.47 dBW/kg

Test Plot 58#: LTE Band 2_Body Top_1RB_Middle

DUT: Mobile phone; Type: KC8; Serial: 19081300121

Communication System: Generic FDD-LTE; Frequency: 1880 MHz;Duty Cycle: 1:1
Medium parameters used: f = 1880 MHz; σ = 1.51 S/m; ε_r = 52.658; ρ = 1000 kg/m^3 ;
Phantom section: Left Section

DASY5 Configuration:

- Probe: EX3DV4 - SN7329; ConvF(7.7, 7.7, 7.7) @ 1880 MHz; Calibrated: 2018/9/30;
- Sensor-Surface: 1.4mm (Mechanical Surface Detection)
- Electronics: DAE4 Sn772; Calibrated: 2018/9/28
- Phantom: Triple Flat Phantom 5.1C; Type: QD 000 P51 CA; Serial: Serial: 1130
- Measurement SW: DASY52, Version 52.10 (2); SEMCAD X Version 14.6.12 (7470)

Area Scan (41x71x1): Interpolated grid: dx=1.500 mm, dy=1.500 mm
Maximum value of SAR (interpolated) = 0.359 W/kg

Zoom Scan (5x5x7)/Cube 0: Measurement grid: dx=8mm, dy=8mm, dz=5mm
Reference Value = 10.53 V/m; Power Drift = -0.17 dB
Peak SAR (extrapolated) = 0.455 W/kg
SAR(1 g) = 0.239 W/kg; SAR(10 g) = 0.116 W/kg
Maximum value of SAR (measured) = 0.382 W/kg



0 dB = 0.382 W/kg = -4.18 dBW/kg

Test Plot 59#: LTE Band 2_Body Top_50%RB_Middle

DUT: Mobile phone; Type: KC8; Serial: 19081300121

Communication System: Generic FDD-LTE; Frequency: 1880 MHz;Duty Cycle: 1:1
Medium parameters used: f = 1880 MHz; σ = 1.51 S/m; ε_r = 52.658; ρ = 1000 kg/m^3 ;
Phantom section: Left Section

DASY5 Configuration:

- Probe: EX3DV4 - SN7329; ConvF(7.7, 7.7, 7.7) @ 1880 MHz; Calibrated: 2018/9/30;
- Sensor-Surface: 1.4mm (Mechanical Surface Detection)
- Electronics: DAE4 Sn772; Calibrated: 2018/9/28
- Phantom: Triple Flat Phantom 5.1C; Type: QD 000 P51 CA; Serial: Serial: 1130
- Measurement SW: DASY52, Version 52.10 (2); SEMCAD X Version 14.6.12 (7470)

Area Scan (41x71x1): Interpolated grid: dx=1.500 mm, dy=1.500 mm
Maximum value of SAR (interpolated) = 0.282 W/kg

Zoom Scan (5x5x7)/Cube 0: Measurement grid: dx=8mm, dy=8mm, dz=5mm
Reference Value = 9.319 V/m; Power Drift = -0.07 dB
Peak SAR (extrapolated) = 0.351 W/kg
SAR(1 g) = 0.183 W/kg; SAR(10 g) = 0.088 W/kg
Maximum value of SAR (measured) = 0.294 W/kg



0 dB = 0.294 W/kg = -5.32 dBW/kg

Test Plot 60#: LTE Band 4_Head Left Cheek_1RB_Middle

DUT: Mobile phone; Type: KC8; Serial: 19081300121

Communication System: Generic FDD-LTE; Frequency: 1732.5 MHz;Duty Cycle: 1:1
Medium parameters used: f = 1732.5 MHz; σ = 1.344 S/m; ε_r = 41.232; ρ = 1000 kg/m^3 ;
Phantom section: Left Section

DASY5 Configuration:

- Probe: EX3DV4 - SN7329; ConvF(8.35, 8.35, 8.35) @ 1732.5 MHz; Calibrated: 2018/9/30;
- Sensor-Surface: 1.4mm (Mechanical Surface Detection)
- Electronics: DAE4 Sn772; Calibrated: 2018/9/28
- Phantom: Twin SAM; Type: Twin SAM V5.0; Serial: TP:1412
- Measurement SW: DASY52, Version 52.10 (2); SEMCAD X Version 14.6.12 (7470)

Area Scan (131x71x1): Interpolated grid: dx=1.500 mm, dy=1.500 mm
Maximum value of SAR (interpolated) = 0.931 W/kg

Zoom Scan (5x5x7)/Cube 0: Measurement grid: dx=8mm, dy=8mm, dz=5mm
Reference Value = 13.28 V/m; Power Drift = 0.01 dB
Peak SAR (extrapolated) = 1.53 W/kg
SAR(1 g) = 0.711 W/kg; SAR(10 g) = 0.332 W/kg
Maximum value of SAR (measured) = 1.21 W/kg

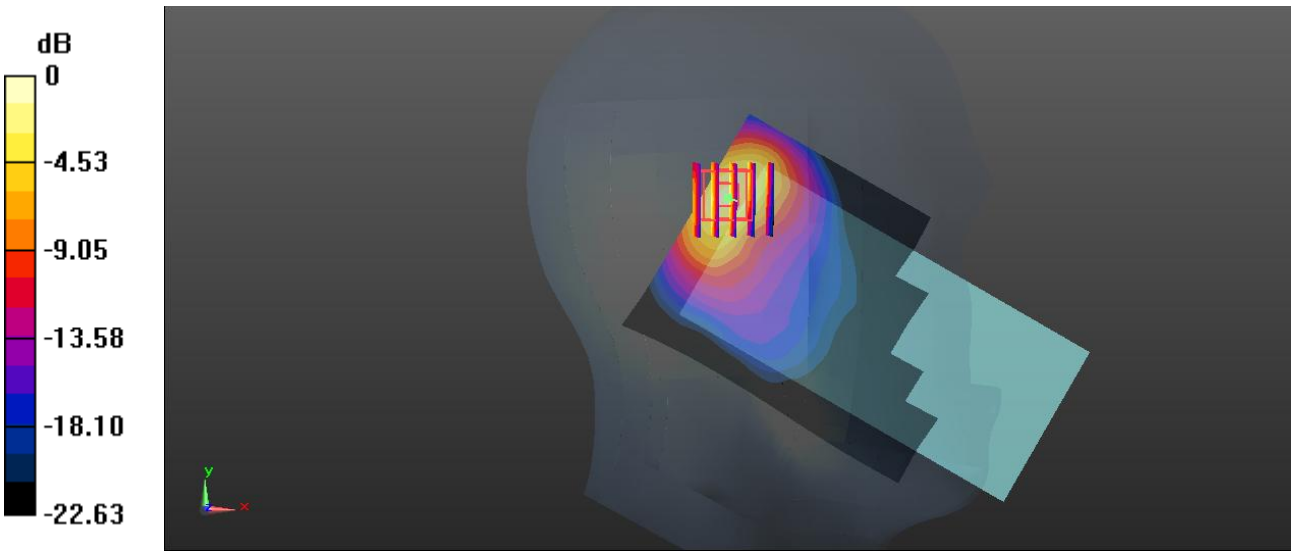

0 dB = 1.21 W/kg = 0.83 dBW/kg

Test Plot 61#: LTE Band 4_Head Left Cheek_50%RB_Middle

DUT: Mobile phone; Type: KC8; Serial: 19081300121

Communication System: Generic FDD-LTE; Frequency: 1732.5 MHz;Duty Cycle: 1:1
Medium parameters used: f = 1732.5 MHz; σ = 1.344 S/m; ε_r = 41.232; ρ = 1000 kg/m^3 ;
Phantom section: Left Section

DASY5 Configuration:

- Probe: EX3DV4 - SN7329; ConvF(8.35, 8.35, 8.35) @ 1732.5 MHz; Calibrated: 2018/9/30;
- Sensor-Surface: 1.4mm (Mechanical Surface Detection)
- Electronics: DAE4 Sn772; Calibrated: 2018/9/28
- Phantom: Twin SAM; Type: Twin SAM V5.0; Serial: TP:1412
- Measurement SW: DASY52, Version 52.10 (2); SEMCAD X Version 14.6.12 (7470)

Area Scan (131x71x1): Interpolated grid: dx=1.500 mm, dy=1.500 mm
Maximum value of SAR (interpolated) = 0.718 W/kg

Zoom Scan (5x5x7)/Cube 0: Measurement grid: dx=8mm, dy=8mm, dz=5mm
Reference Value = 11.38 V/m; Power Drift = 0.04 dB
Peak SAR (extrapolated) = 1.19 W/kg
SAR(1 g) = 0.551 W/kg; SAR(10 g) = 0.256 W/kg
Maximum value of SAR (measured) = 0.936 W/kg



0 dB = 0.936 W/kg = -0.29 dBW/kg

Test Plot 62#: LTE Band 4_Head Left Tilt_1RB_Middle

DUT: Mobile phone; Type: KC8; Serial: 19081300121

Communication System: Generic FDD-LTE; Frequency: 1732.5 MHz;Duty Cycle: 1:1
Medium parameters used: f = 1732.5 MHz; σ = 1.344 S/m; ε_r = 41.232; ρ = 1000 kg/m^3 ;
Phantom section: Left Section

DASY5 Configuration:

- Probe: EX3DV4 - SN7329; ConvF(8.35, 8.35, 8.35) @ 1732.5 MHz; Calibrated: 2018/9/30;
- Sensor-Surface: 1.4mm (Mechanical Surface Detection)
- Electronics: DAE4 Sn772; Calibrated: 2018/9/28
- Phantom: Twin SAM; Type: Twin SAM V5.0; Serial: TP:1412
- Measurement SW: DASY52, Version 52.10 (2); SEMCAD X Version 14.6.12 (7470)

Area Scan (131x71x1): Interpolated grid: dx=1.500 mm, dy=1.500 mm
Maximum value of SAR (interpolated) = 1.11 W/kg

Zoom Scan (5x5x7)/Cube 0: Measurement grid: dx=8mm, dy=8mm, dz=5mm
Reference Value = 13.91 V/m; Power Drift = 0.06 dB
Peak SAR (extrapolated) = 1.60 W/kg
SAR(1 g) = 0.750 W/kg; SAR(10 g) = 0.345 W/kg
Maximum value of SAR (measured) = 1.31 W/kg



0 dB = 1.31 W/kg = 1.17 dBW/kg

Test Plot 63#: LTE Band 4_Head Left Tilt_50%RB_Middle

DUT: Mobile phone; Type: KC8; Serial: 19081300121

Communication System: Generic FDD-LTE; Frequency: 1732.5 MHz;Duty Cycle: 1:1
Medium parameters used: f = 1732.5 MHz; σ = 1.344 S/m; ε_r = 41.232; ρ = 1000 kg/m^3 ;
Phantom section: Left Section

DASY5 Configuration:

- Probe: EX3DV4 - SN7329; ConvF(8.35, 8.35, 8.35) @ 1732.5 MHz; Calibrated: 2018/9/30;
- Sensor-Surface: 1.4mm (Mechanical Surface Detection)
- Electronics: DAE4 Sn772; Calibrated: 2018/9/28
- Phantom: Twin SAM; Type: Twin SAM V5.0; Serial: TP:1412
- Measurement SW: DASY52, Version 52.10 (2); SEMCAD X Version 14.6.12 (7470)

Area Scan (131x71x1): Interpolated grid: dx=1.500 mm, dy=1.500 mm
Maximum value of SAR (interpolated) = 0.857 W/kg

Zoom Scan (5x5x7)/Cube 0: Measurement grid: dx=8mm, dy=8mm, dz=5mm
Reference Value = 11.98 V/m; Power Drift = 0.16 dB
Peak SAR (extrapolated) = 1.25 W/kg
SAR(1 g) = 0.579 W/kg; SAR(10 g) = 0.265 W/kg
Maximum value of SAR (measured) = 1.01 W/kg



0 dB = 1.01 W/kg = 0.04 dBW/kg

Test Plot 64#: LTE Band 4_Head Right Cheek_1RB_Middle

DUT: Mobile phone; Type: KC8; Serial: 19081300121

Communication System: Generic FDD-LTE; Frequency: 1732.5 MHz;Duty Cycle: 1:1
Medium parameters used: f = 1732.5 MHz; σ = 1.344 S/m; ε_r = 41.232; ρ = 1000 kg/m^3 ;
Phantom section: Right Section

DASY5 Configuration:

- Probe: EX3DV4 - SN7329; ConvF(8.35, 8.35, 8.35) @ 1732.5 MHz; Calibrated: 2018/9/30;
- Sensor-Surface: 1.4mm (Mechanical Surface Detection)
- Electronics: DAE4 Sn772; Calibrated: 2018/9/28
- Phantom: Twin SAM; Type: Twin SAM V5.0; Serial: TP:1412
- Measurement SW: DASY52, Version 52.10 (2); SEMCAD X Version 14.6.12 (7470)

Area Scan (141x71x1): Interpolated grid: dx=1.500 mm, dy=1.500 mm
Maximum value of SAR (interpolated) = 0.491 W/kg

Zoom Scan (5x5x7)/Cube 0: Measurement grid: dx=8mm, dy=8mm, dz=5mm
Reference Value = 15.93 V/m; Power Drift = 0.02 dB
Peak SAR (extrapolated) = 0.710 W/kg
SAR(1 g) = 0.388 W/kg; SAR(10 g) = 0.200 W/kg
Maximum value of SAR (measured) = 0.581 W/kg



0 dB = 0.581 W/kg = -2.36 dBW/kg

Test Plot 65#: LTE Band 4_Head Right Cheek_50%RB_Middle

DUT: Mobile phone; Type: KC8; Serial: 19081300121

Communication System: Generic FDD-LTE; Frequency: 1732.5 MHz;Duty Cycle: 1:1
Medium parameters used: f = 1732.5 MHz; σ = 1.344 S/m; ε_r = 41.232; ρ = 1000 kg/m^3 ;
Phantom section: Right Section

DASY5 Configuration:

- Probe: EX3DV4 - SN7329; ConvF(8.35, 8.35, 8.35) @ 1732.5 MHz; Calibrated: 2018/9/30;
- Sensor-Surface: 1.4mm (Mechanical Surface Detection)
- Electronics: DAE4 Sn772; Calibrated: 2018/9/28
- Phantom: Twin SAM; Type: Twin SAM V5.0; Serial: TP:1412
- Measurement SW: DASY52, Version 52.10 (2); SEMCAD X Version 14.6.12 (7470)

Area Scan (141x71x1): Interpolated grid: dx=1.500 mm, dy=1.500 mm
Maximum value of SAR (interpolated) = 0.379 W/kg

Zoom Scan (5x5x7)/Cube 0: Measurement grid: dx=8mm, dy=8mm, dz=5mm
Reference Value = 13.76 V/m; Power Drift = 0.15 dB
Peak SAR (extrapolated) = 0.537 W/kg
SAR(1 g) = 0.295 W/kg; SAR(10 g) = 0.152 W/kg
Maximum value of SAR (measured) = 0.443 W/kg

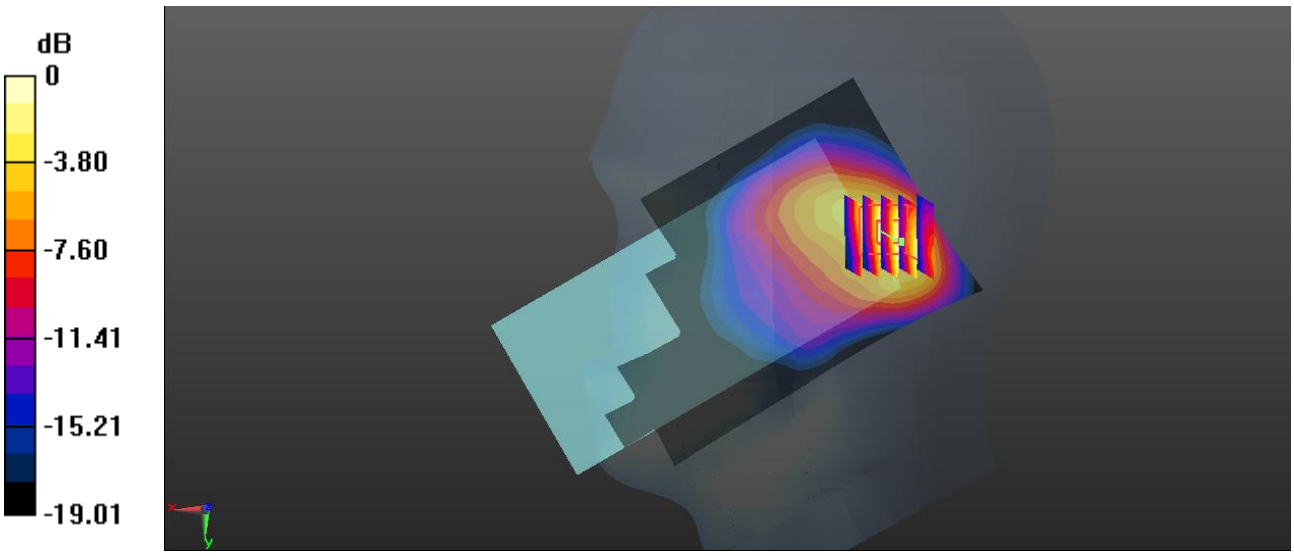

0 dB = 0.443 W/kg = -3.54 dBW/kg

Test Plot 66#: LTE Band 4_Head Right Tilt_1RB_Middle

DUT: Mobile phone; Type: KC8; Serial: 19081300121

Communication System: Generic FDD-LTE; Frequency: 1732.5 MHz;Duty Cycle: 1:1
Medium parameters used: f = 1732.5 MHz; σ = 1.344 S/m; ε_r = 41.232; ρ = 1000 kg/m^3 ;
Phantom section: Right Section

DASY5 Configuration:

- Probe: EX3DV4 - SN7329; ConvF(8.35, 8.35, 8.35) @ 1732.5 MHz; Calibrated: 2018/9/30;
- Sensor-Surface: 1.4mm (Mechanical Surface Detection)
- Electronics: DAE4 Sn772; Calibrated: 2018/9/28
- Phantom: Twin SAM; Type: Twin SAM V5.0; Serial: TP:1412
- Measurement SW: DASY52, Version 52.10 (2); SEMCAD X Version 14.6.12 (7470)

Area Scan (141x71x1): Interpolated grid: dx=1.500 mm, dy=1.500 mm
Maximum value of SAR (interpolated) = 0.572 W/kg

Zoom Scan (5x5x7)/Cube 0: Measurement grid: dx=8mm, dy=8mm, dz=5mm
Reference Value = 16.31 V/m; Power Drift = -0.10 dB
Peak SAR (extrapolated) = 0.842 W/kg
SAR(1 g) = 0.457 W/kg; SAR(10 g) = 0.232 W/kg
Maximum value of SAR (measured) = 0.698 W/kg

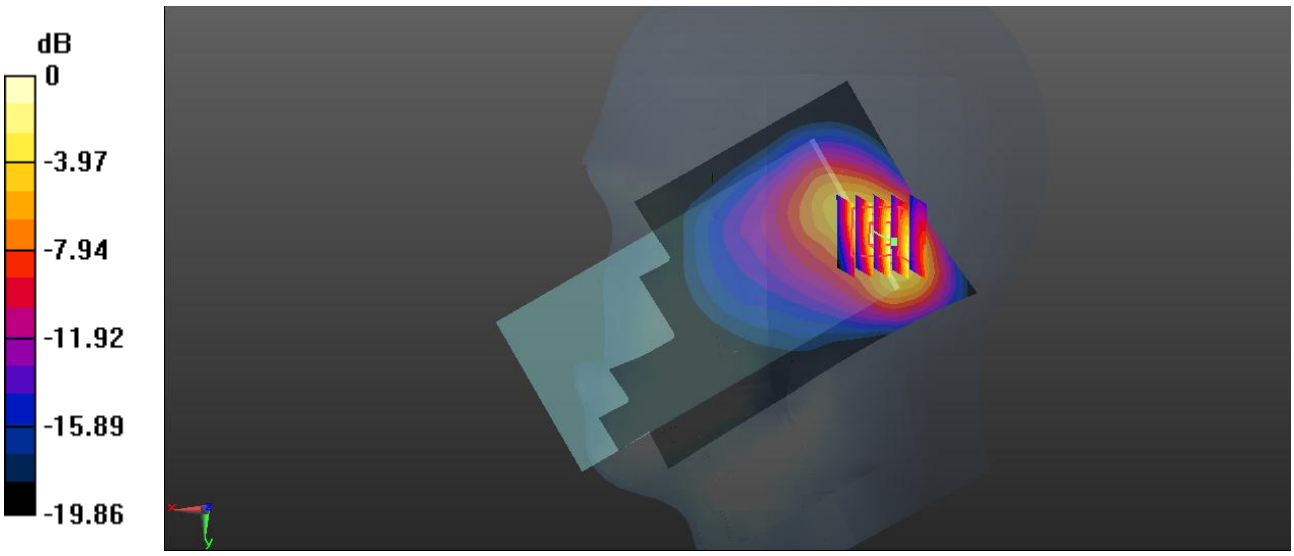

0 dB = 0.698 W/kg = -1.56 dBW/kg

Test Plot 67#: LTE Band 4_Head Right Tilt_50%RB_Middle

DUT: Mobile phone; Type: KC8; Serial: 19081300121

Communication System: Generic FDD-LTE; Frequency: 1732.5 MHz;Duty Cycle: 1:1
Medium parameters used: f = 1732.5 MHz; σ = 1.344 S/m; ε_r = 41.232; ρ = 1000 kg/m^3 ;
Phantom section: Right Section

DASY5 Configuration:

- Probe: EX3DV4 - SN7329; ConvF(8.35, 8.35, 8.35) @ 1732.5 MHz; Calibrated: 2018/9/30;
- Sensor-Surface: 1.4mm (Mechanical Surface Detection)
- Electronics: DAE4 Sn772; Calibrated: 2018/9/28
- Phantom: Twin SAM; Type: Twin SAM V5.0; Serial: TP:1412
- Measurement SW: DASY52, Version 52.10 (2); SEMCAD X Version 14.6.12 (7470)

Area Scan (141x71x1): Interpolated grid: dx=1.500 mm, dy=1.500 mm
Maximum value of SAR (interpolated) = 0.438 W/kg

Zoom Scan (5x5x7)/Cube 0: Measurement grid: dx=8mm, dy=8mm, dz=5mm
Reference Value = 13.90 V/m; Power Drift = -0.05 dB
Peak SAR (extrapolated) = 0.652 W/kg
SAR(1 g) = 0.351 W/kg; SAR(10 g) = 0.179 W/kg
Maximum value of SAR (measured) = 0.530 W/kg

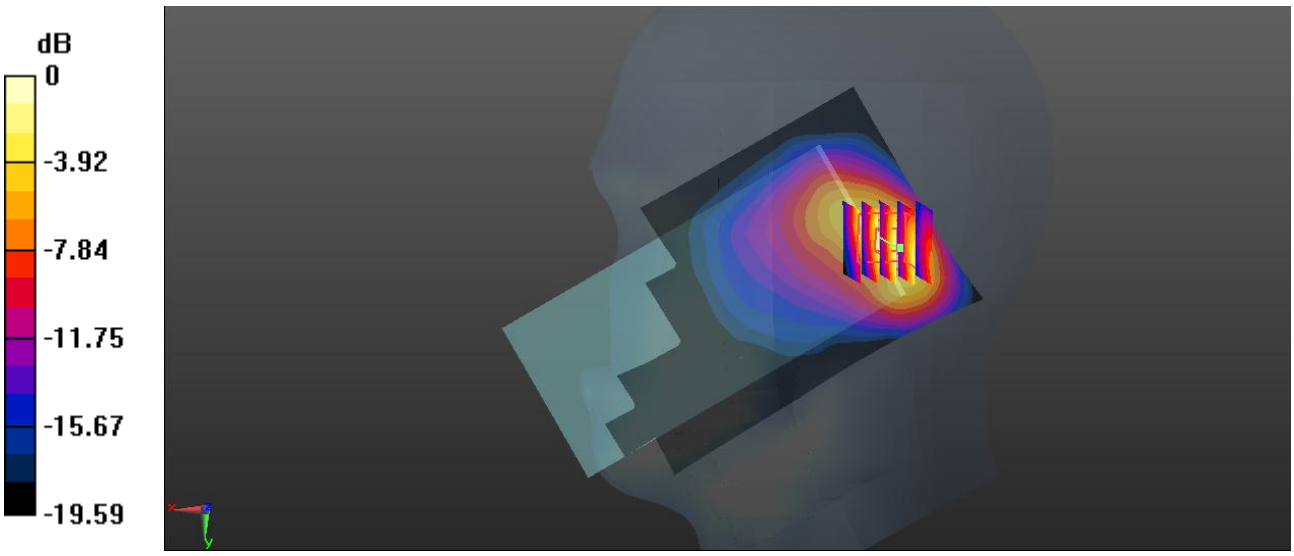

0 dB = 0.530 W/kg = -2.76 dBW/kg

Test Plot 68#: LTE Band 4_Body Back_1RB_Middle

DUT: Mobile phone; Type: KC8; Serial: 19081300121

Communication System: Generic FDD-LTE; Frequency: 1732.5 MHz;Duty Cycle: 1:1
Medium parameters used: f = 1732.5 MHz; σ = 1.528 S/m; ε_r = 52.831; ρ = 1000 kg/m^3 ;
Phantom section: Left Section

DASY5 Configuration:

- Probe: EX3DV4 - SN7329; ConvF(8.05, 8.05, 8.05) @ 1732.5 MHz; Calibrated: 2018/9/30;
- Sensor-Surface: 1.4mm (Mechanical Surface Detection)
- Electronics: DAE4 Sn772; Calibrated: 2018/9/28
- Phantom: Triple Flat Phantom 5.1C; Type: QD 000 P51 CA; Serial: Serial: 1130
- Measurement SW: DASY52, Version 52.10 (2); SEMCAD X Version 14.6.12 (7470)

Area Scan (141x71x1): Interpolated grid: dx=1.500 mm, dy=1.500 mm
Maximum value of SAR (interpolated) = 0.271 W/kg

Zoom Scan (5x5x7)/Cube 0: Measurement grid: dx=8mm, dy=8mm, dz=5mm
Reference Value = 1.914 V/m; Power Drift = -0.15 dB
Peak SAR (extrapolated) = 0.342 W/kg
SAR(1 g) = 0.186 W/kg; SAR(10 g) = 0.096 W/kg
Maximum value of SAR (measured) = 0.265 W/kg



0 dB = 0.265 W/kg = -5.77 dBW/kg

Test Plot 69#: LTE Band 4_Body Back_50%RB_Middle

DUT: Mobile phone; Type: KC8; Serial: 19081300121

Communication System: Generic FDD-LTE; Frequency: 1732.5 MHz;Duty Cycle: 1:1
Medium parameters used: f = 1732.5 MHz; σ = 1.528 S/m; ε_r = 52.831; ρ = 1000 kg/m^3 ;
Phantom section: Left Section

DASY5 Configuration:

- Probe: EX3DV4 - SN7329; ConvF(8.05, 8.05, 8.05) @ 1732.5 MHz; Calibrated: 2018/9/30;
- Sensor-Surface: 1.4mm (Mechanical Surface Detection)
- Electronics: DAE4 Sn772; Calibrated: 2018/9/28
- Phantom: Triple Flat Phantom 5.1C; Type: QD 000 P51 CA; Serial: Serial: 1130
- Measurement SW: DASY52, Version 52.10 (2); SEMCAD X Version 14.6.12 (7470)

Area Scan (141x71x1): Interpolated grid: dx=1.500 mm, dy=1.500 mm
Maximum value of SAR (interpolated) = 0.201 W/kg

Zoom Scan (5x5x7)/Cube 0: Measurement grid: dx=8mm, dy=8mm, dz=5mm
Reference Value = 1.590 V/m; Power Drift = -0.04 dB
Peak SAR (extrapolated) = 0.259 W/kg
SAR(1 g) = 0.142 W/kg; SAR(10 g) = 0.073 W/kg
Maximum value of SAR (measured) = 0.219 W/kg

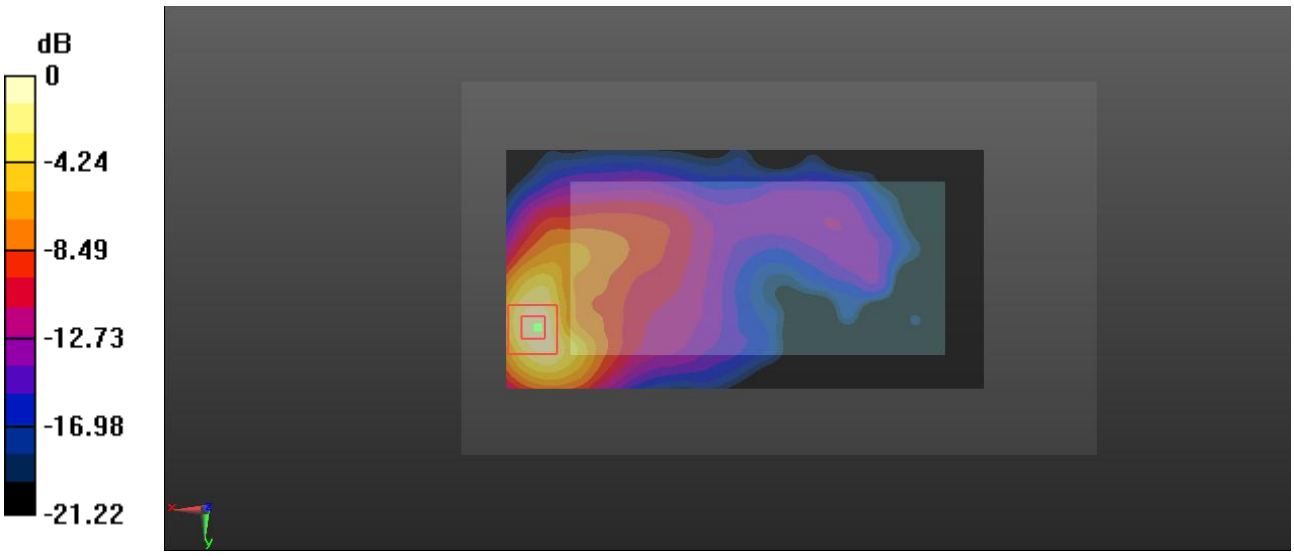

0 dB = 0.219 W/kg = -6.60 dBW/kg

Test Plot 70#: LTE Band 4_Body Right_1RB_Middle

DUT: Mobile phone; Type: KC8; Serial: 19081300121

Communication System: Generic FDD-LTE; Frequency: 1732.5 MHz;Duty Cycle: 1:1
Medium parameters used: f = 1732.5 MHz; σ = 1.528 S/m; ε_r = 52.831; ρ = 1000 kg/m^3 ;
Phantom section: Left Section

DASY5 Configuration:

- Probe: EX3DV4 - SN7329; ConvF(8.05, 8.05, 8.05) @ 1732.5 MHz; Calibrated: 2018/9/30;
- Sensor-Surface: 1.4mm (Mechanical Surface Detection)
- Electronics: DAE4 Sn772; Calibrated: 2018/9/28
- Phantom: Triple Flat Phantom 5.1C; Type: QD 000 P51 CA; Serial: Serial: 1130
- Measurement SW: DASY52, Version 52.10 (2); SEMCAD X Version 14.6.12 (7470)

Area Scan (161x41x1): Interpolated grid: dx=1.500 mm, dy=1.500 mm
Maximum value of SAR (interpolated) = 0.0607 W/kg

Zoom Scan (7x5x7)/Cube 0: Measurement grid: dx=8mm, dy=8mm, dz=5mm
Reference Value = 2.657 V/m; Power Drift = -0.14 dB
Peak SAR (extrapolated) = 0.0790 W/kg
SAR(1 g) = 0.044 W/kg; SAR(10 g) = 0.023 W/kg
Maximum value of SAR (measured) = 0.0654 W/kg

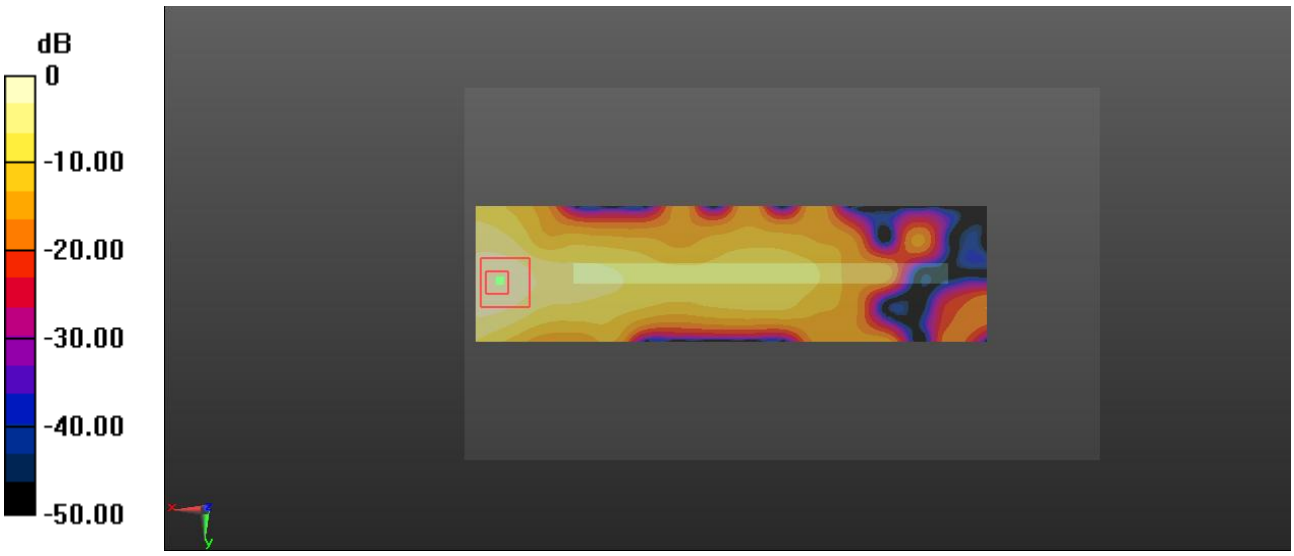

0 dB = 0.0654 W/kg = -11.84 dBW/kg

Test Plot 71#: LTE Band 4_Body Right_50%RB_Middle

DUT: Mobile phone; Type: KC8; Serial: 19081300121

Communication System: Generic FDD-LTE; Frequency: 1732.5 MHz;Duty Cycle: 1:1
Medium parameters used: f = 1732.5 MHz; σ = 1.528 S/m; ε_r = 52.831; ρ = 1000 kg/m^3 ;
Phantom section: Left Section

DASY5 Configuration:

- Probe: EX3DV4 - SN7329; ConvF(8.05, 8.05, 8.05) @ 1732.5 MHz; Calibrated: 2018/9/30;
- Sensor-Surface: 1.4mm (Mechanical Surface Detection)
- Electronics: DAE4 Sn772; Calibrated: 2018/9/28
- Phantom: Triple Flat Phantom 5.1C; Type: QD 000 P51 CA; Serial: Serial: 1130
- Measurement SW: DASY52, Version 52.10 (2); SEMCAD X Version 14.6.12 (7470)

Area Scan (161x41x1): Interpolated grid: dx=1.500 mm, dy=1.500 mm
Maximum value of SAR (interpolated) = 0.0460 W/kg

Zoom Scan (7x5x7)/Cube 0: Measurement grid: dx=8mm, dy=8mm, dz=5mm
Reference Value = 2.279 V/m; Power Drift = 0.16 dB
Peak SAR (extrapolated) = 0.0630 W/kg
SAR(1 g) = 0.033 W/kg; SAR(10 g) = 0.017 W/kg
Maximum value of SAR (measured) = 0.0509 W/kg



0 dB = 0.0509 W/kg = -12.93 dBW/kg

Test Plot 72#: LTE Band 4_Body Top_1RB_Middle

DUT: Mobile phone; Type: KC8; Serial: 19081300121

Communication System: Generic FDD-LTE; Frequency: 1732.5 MHz;Duty Cycle: 1:1
Medium parameters used: f = 1732.5 MHz; σ = 1.528 S/m; ε_r = 52.831; ρ = 1000 kg/m^3 ;
Phantom section: Left Section

DASY5 Configuration:

- Probe: EX3DV4 - SN7329; ConvF(8.05, 8.05, 8.05) @ 1732.5 MHz; Calibrated: 2018/9/30;
- Sensor-Surface: 1.4mm (Mechanical Surface Detection)
- Electronics: DAE4 Sn772; Calibrated: 2018/9/28
- Phantom: Triple Flat Phantom 5.1C; Type: QD 000 P51 CA; Serial: Serial: 1130
- Measurement SW: DASY52, Version 52.10 (2); SEMCAD X Version 14.6.12 (7470)

Area Scan (41x61x1): Interpolated grid: dx=1.500 mm, dy=1.500 mm
Maximum value of SAR (interpolated) = 0.453 W/kg

Zoom Scan (5x5x7)/Cube 0: Measurement grid: dx=8mm, dy=8mm, dz=5mm
Reference Value = 9.231 V/m; Power Drift = -0.14 dB
Peak SAR (extrapolated) = 0.545 W/kg
SAR(1 g) = 0.282 W/kg; SAR(10 g) = 0.131 W/kg
Maximum value of SAR (measured) = 0.451 W/kg



0 dB = 0.451 W/kg = -3.46 dBW/kg

Test Plot 73#: LTE Band 4_Body Top_50%RB_Middle

DUT: Mobile phone; Type: KC8; Serial: 19081300121

Communication System: Generic FDD-LTE; Frequency: 1732.5 MHz;Duty Cycle: 1:1
Medium parameters used: f = 1732.5 MHz; σ = 1.528 S/m; ε_r = 52.831; ρ = 1000 kg/m^3 ;
Phantom section: Left Section

DASY5 Configuration:

- Probe: EX3DV4 - SN7329; ConvF(8.05, 8.05, 8.05) @ 1732.5 MHz; Calibrated: 2018/9/30;
- Sensor-Surface: 1.4mm (Mechanical Surface Detection)
- Electronics: DAE4 Sn772; Calibrated: 2018/9/28
- Phantom: Triple Flat Phantom 5.1C; Type: QD 000 P51 CA; Serial: Serial: 1130
- Measurement SW: DASY52, Version 52.10 (2); SEMCAD X Version 14.6.12 (7470)

Area Scan (41x71x1): Interpolated grid: dx=1.500 mm, dy=1.500 mm
Maximum value of SAR (interpolated) = 0.281 W/kg

Zoom Scan (5x5x7)/Cube 0: Measurement grid: dx=8mm, dy=8mm, dz=5mm
Reference Value = 8.820 V/m; Power Drift = -0.12 dB
Peak SAR (extrapolated) = 0.351 W/kg
SAR(1 g) = 0.183 W/kg; SAR(10 g) = 0.087 W/kg
Maximum value of SAR (measured) = 0.289 W/kg



0 dB = 0.289 W/kg = -5.39 dBW/kg

Test Plot 74#: LTE Band 5_Head Left Cheek_1RB_Middle

DUT: Mobile phone; Type: KC8; Serial: 19081300121

Communication System: Generic FDD-LTE; Frequency: 836.5 MHz;Duty Cycle: 1:1
Medium parameters used: f = 836.5 MHz; σ = 0.892 S/m; ε_r = 40.87; ρ = 1000 kg/m^3 ;
Phantom section: Left Section

DASY5 Configuration:

- Probe: EX3DV4 - SN7329; ConvF(10.01, 10.01, 10.01) @ 836.5 MHz; Calibrated: 2018/9/30;
- Sensor-Surface: 1.4mm (Mechanical Surface Detection)
- Electronics: DAE4 Sn772; Calibrated: 2018/9/28
- Phantom: Twin SAM; Type: Twin SAM V5.0; Serial: TP:1412
- Measurement SW: DASY52, Version 52.10 (2); SEMCAD X Version 14.6.12 (7470)

Area Scan (131x71x1): Interpolated grid: dx=1.500 mm, dy=1.500 mm
Maximum value of SAR (interpolated) = 0.333 W/kg

Zoom Scan (6x6x7)/Cube 0: Measurement grid: dx=8mm, dy=8mm, dz=5mm
Reference Value = 11.89 V/m; Power Drift = 0.08 dB
Peak SAR (extrapolated) = 0.360 W/kg
SAR(1 g) = 0.163 W/kg; SAR(10 g) = 0.098 W/kg
Maximum value of SAR (measured) = 0.260 W/kg



0 dB = 0.260 W/kg = -5.85 dBW/kg

Test Plot 75#: LTE Band 5_Head Left Cheek_50%RB_Middle

DUT: Mobile phone; Type: KC8; Serial: 19081300121

Communication System: Generic FDD-LTE; Frequency: 836.5 MHz;Duty Cycle: 1:1
Medium parameters used: f = 836.5 MHz; σ = 0.892 S/m; ε_r = 40.87; ρ = 1000 kg/m^3 ;
Phantom section: Left Section

DASY5 Configuration:

- Probe: EX3DV4 - SN7329; ConvF(10.01, 10.01, 10.01) @ 836.5 MHz; Calibrated: 2018/9/30;
- Sensor-Surface: 1.4mm (Mechanical Surface Detection)
- Electronics: DAE4 Sn772; Calibrated: 2018/9/28
- Phantom: Twin SAM; Type: Twin SAM V5.0; Serial: TP:1412
- Measurement SW: DASY52, Version 52.10 (2); SEMCAD X Version 14.6.12 (7470)

Area Scan (131x71x1): Interpolated grid: dx=1.500 mm, dy=1.500 mm
Maximum value of SAR (interpolated) = 0.240 W/kg

Zoom Scan (6x6x7)/Cube 0: Measurement grid: dx=8mm, dy=8mm, dz=5mm
Reference Value = 10.52 V/m; Power Drift = -0.12 dB
Peak SAR (extrapolated) = 0.274 W/kg
SAR(1 g) = 0.124 W/kg; SAR(10 g) = 0.074 W/kg
Maximum value of SAR (measured) = 0.201 W/kg



0 dB = 0.201 W/kg = -6.97 dBW/kg

Test Plot 76#: LTE Band 5_Head Left Tilt_1RB_Middle

DUT: Mobile phone; Type: KC8; Serial: 19081300121

Communication System: Generic FDD-LTE; Frequency: 836.5 MHz;Duty Cycle: 1:1
Medium parameters used: f = 836.5 MHz; σ = 0.892 S/m; ε_r = 40.87; ρ = 1000 kg/m^3 ;
Phantom section: Left Section

DASY5 Configuration:

- Probe: EX3DV4 - SN7329; ConvF(10.01, 10.01, 10.01) @ 836.5 MHz; Calibrated: 2018/9/30;
- Sensor-Surface: 1.4mm (Mechanical Surface Detection)
- Electronics: DAE4 Sn772; Calibrated: 2018/9/28
- Phantom: Twin SAM; Type: Twin SAM V5.0; Serial: TP:1412
- Measurement SW: DASY52, Version 52.10 (2); SEMCAD X Version 14.6.12 (7470)

Area Scan (131x71x1): Interpolated grid: dx=1.500 mm, dy=1.500 mm
Maximum value of SAR (interpolated) = 0.294 W/kg

Zoom Scan (5x5x7)/Cube 0: Measurement grid: dx=8mm, dy=8mm, dz=5mm
Reference Value = 11.45 V/m; Power Drift = -0.07 dB
Peak SAR (extrapolated) = 0.377 W/kg
SAR(1 g) = 0.140 W/kg; SAR(10 g) = 0.075 W/kg
Maximum value of SAR (measured) = 0.267 W/kg



0 dB = 0.267 W/kg = -5.73 dBW/kg

Test Plot 77#: LTE Band 5_Head Left Tilt_50%RB_Middle

DUT: Mobile phone; Type: KC8; Serial: 19081300121

Communication System: Generic FDD-LTE; Frequency: 836.5 MHz;Duty Cycle: 1:1
Medium parameters used: f = 836.5 MHz; σ = 0.892 S/m; ε_r = 40.87; ρ = 1000 kg/m^3 ;
Phantom section: Left Section

DASY5 Configuration:

- Probe: EX3DV4 - SN7329; ConvF(10.01, 10.01, 10.01) @ 836.5 MHz; Calibrated: 2018/9/30;
- Sensor-Surface: 1.4mm (Mechanical Surface Detection)
- Electronics: DAE4 Sn772; Calibrated: 2018/9/28
- Phantom: Twin SAM; Type: Twin SAM V5.0; Serial: TP:1412
- Measurement SW: DASY52, Version 52.10 (2); SEMCAD X Version 14.6.12 (7470)

Area Scan (131x71x1): Interpolated grid: dx=1.500 mm, dy=1.500 mm
Maximum value of SAR (interpolated) = 0.221 W/kg

Zoom Scan (5x5x7)/Cube 0: Measurement grid: dx=8mm, dy=8mm, dz=5mm
Reference Value = 9.969 V/m; Power Drift = 0.01 dB
Peak SAR (extrapolated) = 0.282 W/kg
SAR(1 g) = 0.106 W/kg; SAR(10 g) = 0.056 W/kg
Maximum value of SAR (measured) = 0.200 W/kg



0 dB = 0.200 W/kg = -6.99 dBW/kg

Test Plot 78#: LTE Band 5_Head Right Cheek_1RB_Middle

DUT: Mobile phone; Type: KC8; Serial: 19081300121

Communication System: Generic FDD-LTE; Frequency: 836.5 MHz;Duty Cycle: 1:1
Medium parameters used: f = 836.5 MHz; σ = 0.892 S/m; ε_r = 40.87; ρ = 1000 kg/m^3 ;
Phantom section: Right Section

DASY5 Configuration:

- Probe: EX3DV4 - SN7329; ConvF(10.01, 10.01, 10.01) @ 836.5 MHz; Calibrated: 2018/9/30;
- Sensor-Surface: 1.4mm (Mechanical Surface Detection)
- Electronics: DAE4 Sn772; Calibrated: 2018/9/28
- Phantom: Twin SAM; Type: Twin SAM V5.0; Serial: TP:1412
- Measurement SW: DASY52, Version 52.10 (2); SEMCAD X Version 14.6.12 (7470)

Area Scan (131x71x1): Interpolated grid: dx=1.500 mm, dy=1.500 mm
Maximum value of SAR (interpolated) = 0.161 W/kg

Zoom Scan (6x5x7)/Cube 0: Measurement grid: dx=8mm, dy=8mm, dz=5mm
Reference Value = 11.05 V/m; Power Drift = -0.01 dB
Peak SAR (extrapolated) = 0.175 W/kg
SAR(1 g) = 0.107 W/kg; SAR(10 g) = 0.073 W/kg
Maximum value of SAR (measured) = 0.142 W/kg

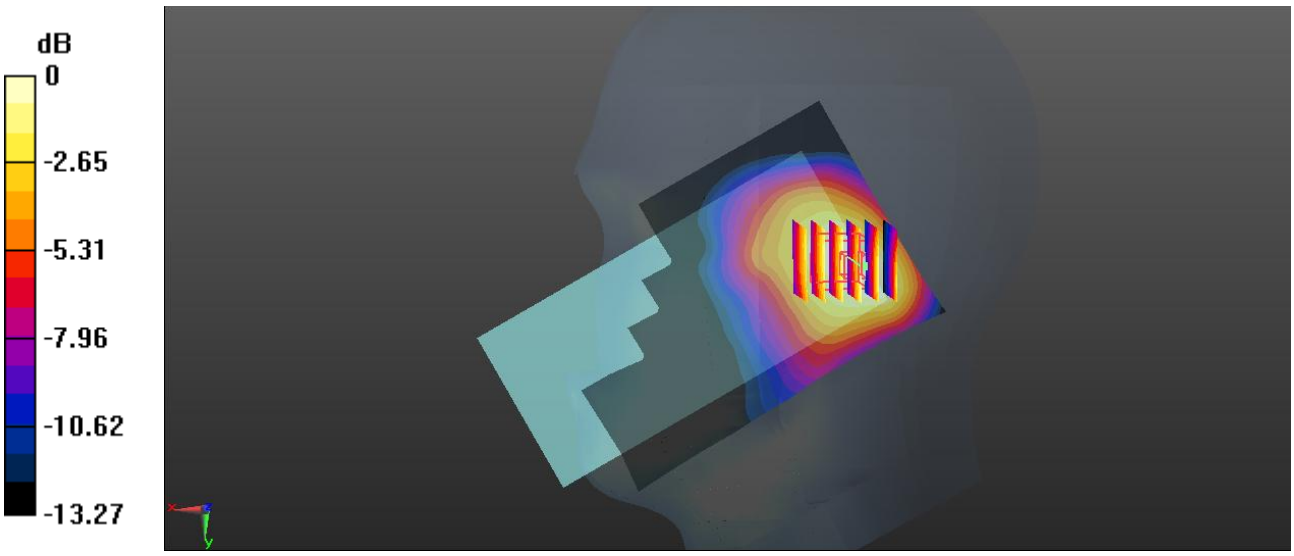

0 dB = 0.142 W/kg = -8.48 dBW/kg

Test Plot 79#: LTE Band 5_Head Right Cheek_50%RB_Middle

DUT: Mobile phone; Type: KC8; Serial: 19081300121

Communication System: Generic FDD-LTE; Frequency: 836.5 MHz;Duty Cycle: 1:1
Medium parameters used: f = 836.5 MHz; σ = 0.892 S/m; ε_r = 40.87; ρ = 1000 kg/m^3 ;
Phantom section: Right Section

DASY5 Configuration:

- Probe: EX3DV4 - SN7329; ConvF(10.01, 10.01, 10.01) @ 836.5 MHz; Calibrated: 2018/9/30;
- Sensor-Surface: 1.4mm (Mechanical Surface Detection)
- Electronics: DAE4 Sn772; Calibrated: 2018/9/28
- Phantom: Twin SAM; Type: Twin SAM V5.0; Serial: TP:1412
- Measurement SW: DASY52, Version 52.10 (2); SEMCAD X Version 14.6.12 (7470)

Area Scan (131x71x1): Interpolated grid: dx=1.500 mm, dy=1.500 mm
Maximum value of SAR (interpolated) = 0.123 W/kg

Zoom Scan (6x5x7)/Cube 0: Measurement grid: dx=8mm, dy=8mm, dz=5mm
Reference Value = 9.587 V/m; Power Drift = 0.04 dB
Peak SAR (extrapolated) = 0.132 W/kg
SAR(1 g) = 0.081 W/kg; SAR(10 g) = 0.055 W/kg
Maximum value of SAR (measured) = 0.107 W/kg

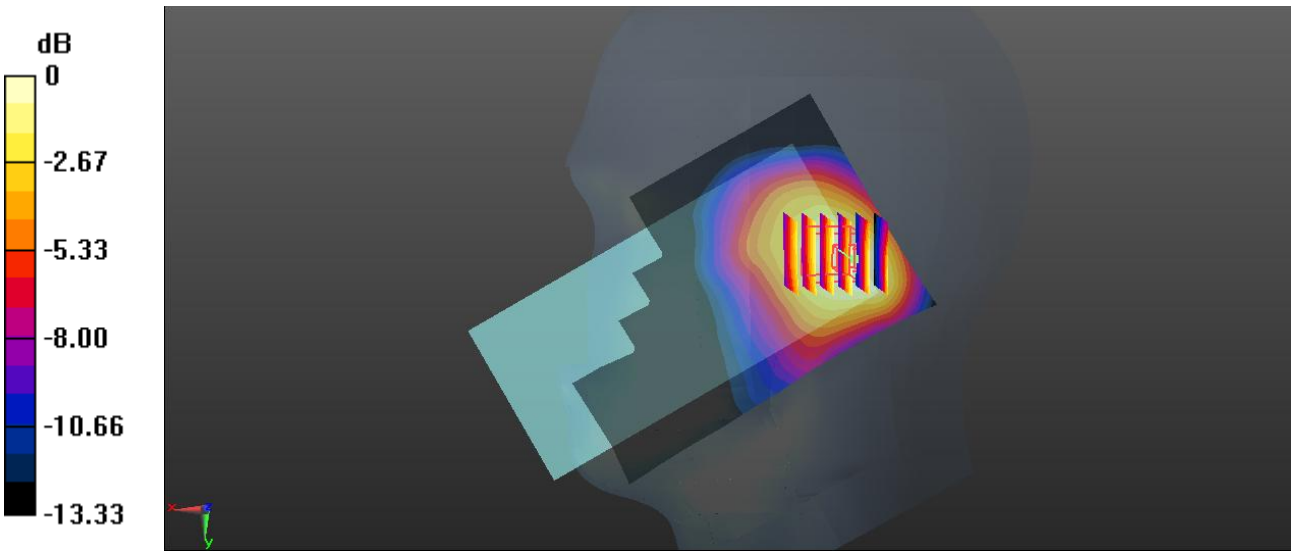

0 dB = 0.107 W/kg = -9.71 dBW/kg

Test Plot 80#: LTE Band 5_Head Right Tilt_1RB_Middle

DUT: Mobile phone; Type: KC8; Serial: 19081300121

Communication System: Generic FDD-LTE; Frequency: 836.5 MHz;Duty Cycle: 1:1
Medium parameters used: f = 836.5 MHz; σ = 0.892 S/m; ε_r = 40.87; ρ = 1000 kg/m^3 ;
Phantom section: Right Section

DASY5 Configuration:

- Probe: EX3DV4 - SN7329; ConvF(10.01, 10.01, 10.01) @ 836.5 MHz; Calibrated: 2018/9/30;
- Sensor-Surface: 1.4mm (Mechanical Surface Detection)
- Electronics: DAE4 Sn772; Calibrated: 2018/9/28
- Phantom: Twin SAM; Type: Twin SAM V5.0; Serial: TP:1412
- Measurement SW: DASY52, Version 52.10 (2); SEMCAD X Version 14.6.12 (7470)

Area Scan (131x71x1): Interpolated grid: dx=1.500 mm, dy=1.500 mm
Maximum value of SAR (interpolated) = 0.120 W/kg

Zoom Scan (5x5x7)/Cube 0: Measurement grid: dx=8mm, dy=8mm, dz=5mm
Reference Value = 9.457 V/m; Power Drift = -0.01 dB
Peak SAR (extrapolated) = 0.135 W/kg
SAR(1 g) = 0.078 W/kg; SAR(10 g) = 0.050 W/kg
Maximum value of SAR (measured) = 0.107 W/kg

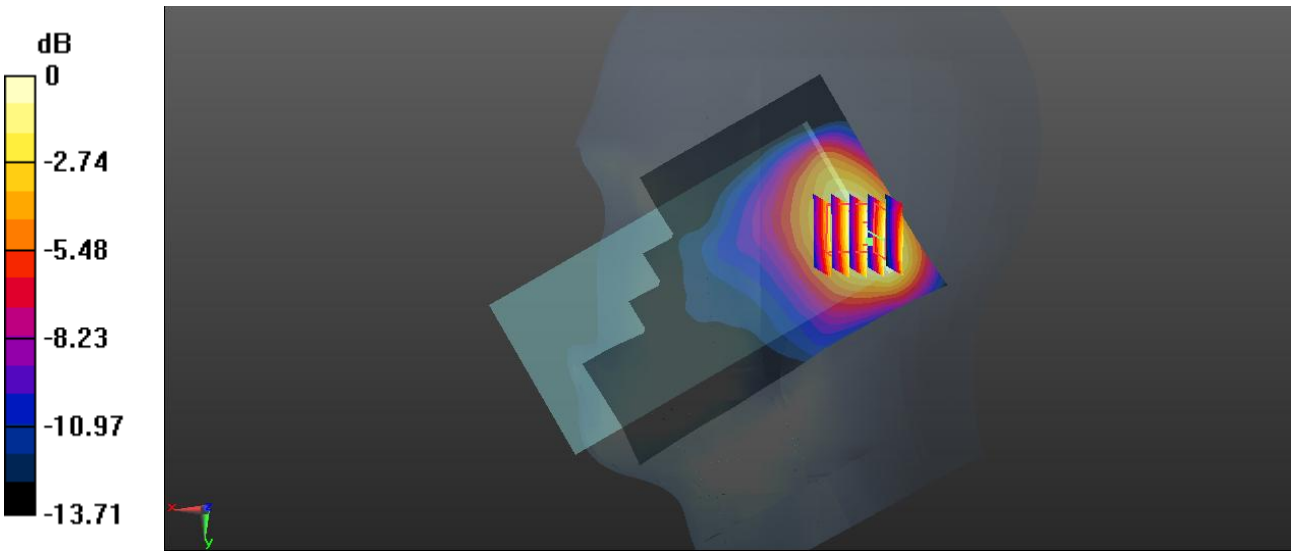

0 dB = 0.107 W/kg = -9.71 dBW/kg

Test Plot 81#: LTE Band 5_Head Right Tilt_50%RB_Middle

DUT: Mobile phone; Type: KC8; Serial: 19081300121

Communication System: Generic FDD-LTE; Frequency: 836.5 MHz;Duty Cycle: 1:1
Medium parameters used: f = 836.5 MHz; σ = 0.892 S/m; ε_r = 40.87; ρ = 1000 kg/m^3 ;
Phantom section: Right Section

DASY5 Configuration:

- Probe: EX3DV4 - SN7329; ConvF(10.01, 10.01, 10.01) @ 836.5 MHz; Calibrated: 2018/9/30;
- Sensor-Surface: 1.4mm (Mechanical Surface Detection)
- Electronics: DAE4 Sn772; Calibrated: 2018/9/28
- Phantom: Twin SAM; Type: Twin SAM V5.0; Serial: TP:1412
- Measurement SW: DASY52, Version 52.10 (2); SEMCAD X Version 14.6.12 (7470)

Area Scan (131x71x1): Interpolated grid: dx=1.500 mm, dy=1.500 mm
Maximum value of SAR (interpolated) = 0.0889 W/kg

Zoom Scan (5x5x7)/Cube 0: Measurement grid: dx=8mm, dy=8mm, dz=5mm
Reference Value = 8.065 V/m; Power Drift = 0.12 dB
Peak SAR (extrapolated) = 0.102 W/kg
SAR(1 g) = 0.060 W/kg; SAR(10 g) = 0.038 W/kg
Maximum value of SAR (measured) = 0.0812 W/kg

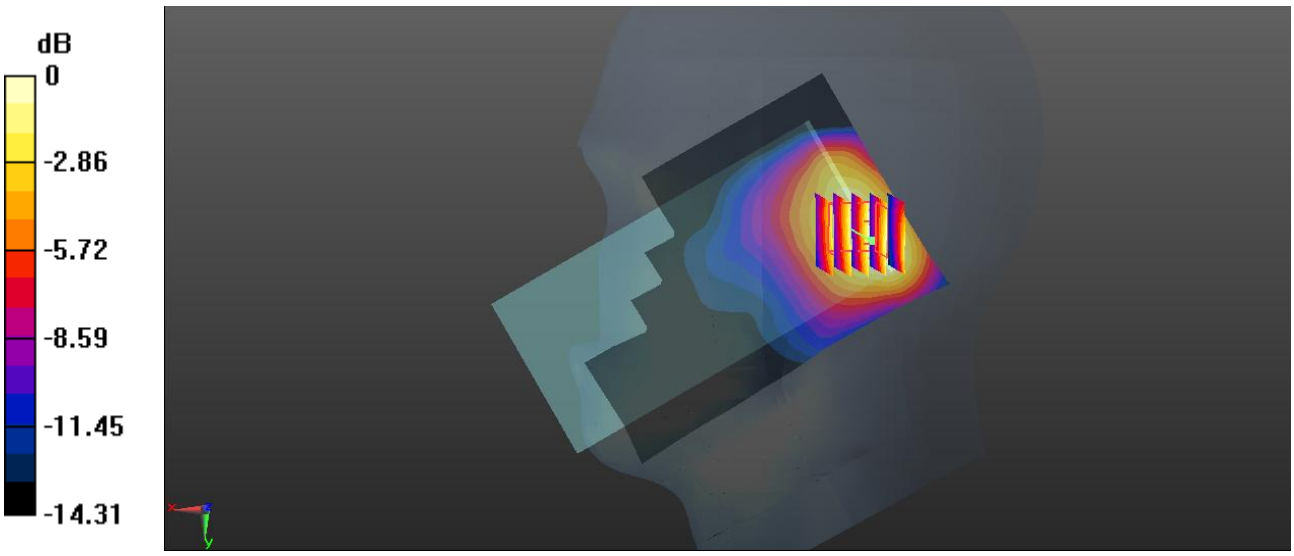

0 dB = 0.0812 W/kg = -10.90 dBW/kg

Test Plot 82#: LTE Band 5_Body Back_1RB_Middle

DUT: Mobile phone; Type: KC8; Serial: 19081300121

Communication System: Generic FDD-LTE; Frequency: 836.5 MHz;Duty Cycle: 1:1
Medium parameters used: f = 836.5 MHz; σ = 0.978 S/m; ε_r = 55.21; ρ = 1000 kg/m^3 ;
Phantom section: Right Section

DASY5 Configuration:

- Probe: EX3DV4 - SN7329; ConvF(10.23, 10.23, 10.23) @ 836.5 MHz; Calibrated: 2018/9/30;
- Sensor-Surface: 1.4mm (Mechanical Surface Detection)
- Electronics: DAE4 Sn772; Calibrated: 2018/9/28
- Phantom: Triple Flat Phantom 5.1C; Type: QD 000 P51 CA; Serial: Serial: 1130
- Measurement SW: DASY52, Version 52.10 (2); SEMCAD X Version 14.6.12 (7470)

Area Scan (131x71x1): Interpolated grid: dx=1.500 mm, dy=1.500 mm
Maximum value of SAR (interpolated) = 0.121 W/kg

Zoom Scan (6x5x7)/Cube 0: Measurement grid: dx=8mm, dy=8mm, dz=5mm
Reference Value = 6.403 V/m; Power Drift = -0.12 dB
Peak SAR (extrapolated) = 0.135 W/kg
SAR(1 g) = 0.075 W/kg; SAR(10 g) = 0.046 W/kg
Maximum value of SAR (measured) = 0.106 W/kg

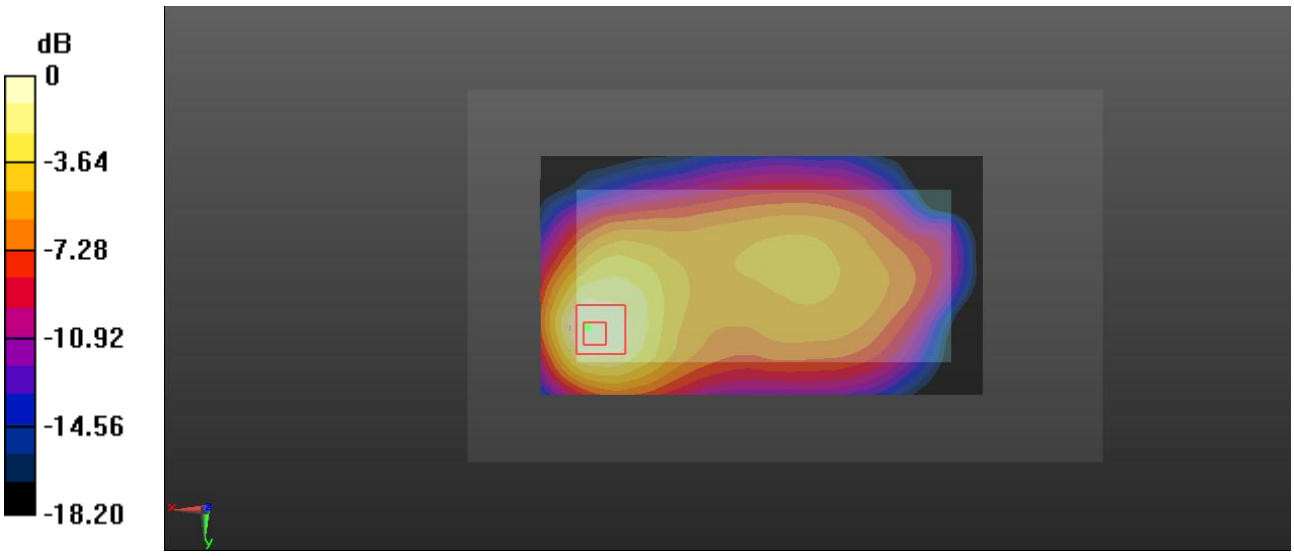

0 dB = 0.106 W/kg = -9.75 dBW/kg

Test Plot 83#: LTE Band 5_Body Back_50%RB_Middle

DUT: Mobile phone; Type: KC8; Serial: 19081300121

Communication System: Generic FDD-LTE; Frequency: 836.5 MHz;Duty Cycle: 1:1
Medium parameters used: f = 836.5 MHz; σ = 0.978 S/m; ε_r = 55.21; ρ = 1000 kg/m^3 ;
Phantom section: Right Section

DASY5 Configuration:

- Probe: EX3DV4 - SN7329; ConvF(10.23, 10.23, 10.23) @ 836.5 MHz; Calibrated: 2018/9/30;
- Sensor-Surface: 1.4mm (Mechanical Surface Detection)
- Electronics: DAE4 Sn772; Calibrated: 2018/9/28
- Phantom: Triple Flat Phantom 5.1C; Type: QD 000 P51 CA; Serial: Serial: 1130
- Measurement SW: DASY52, Version 52.10 (2); SEMCAD X Version 14.6.12 (7470)

Area Scan (131x71x1): Interpolated grid: dx=1.500 mm, dy=1.500 mm
Maximum value of SAR (interpolated) = 0.0890 W/kg

Zoom Scan (6x5x7)/Cube 0: Measurement grid: dx=8mm, dy=8mm, dz=5mm
Reference Value = 5.387 V/m; Power Drift = -0.01 dB
Peak SAR (extrapolated) = 0.102 W/kg
SAR(1 g) = 0.057 W/kg; SAR(10 g) = 0.035 W/kg
Maximum value of SAR (measured) = 0.0811 W/kg

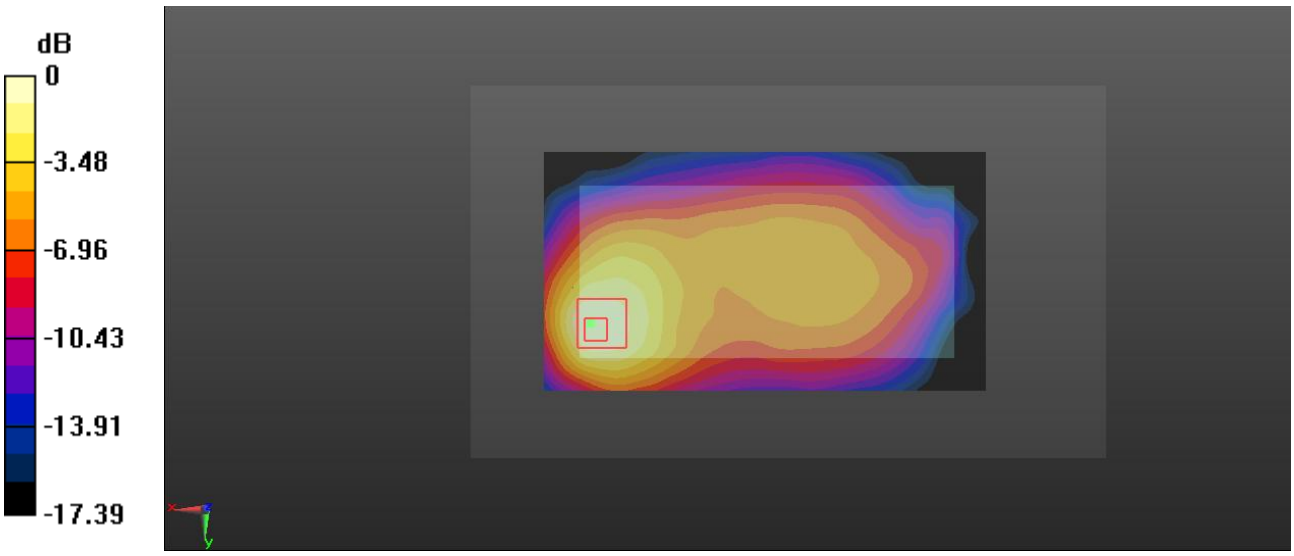

0 dB = 0.0811 W/kg = -10.91 dBW/kg

Test Plot 84#: LTE Band 5_Body Right_1RB_Middle

DUT: Mobile phone; Type: KC8; Serial: 19081300121

Communication System: Generic FDD-LTE; Frequency: 836.5 MHz;Duty Cycle: 1:1
Medium parameters used: f = 836.5 MHz; σ = 0.978 S/m; ε_r = 55.21; ρ = 1000 kg/m^3 ;
Phantom section: Right Section

DASY5 Configuration:

- Probe: EX3DV4 - SN7329; ConvF(10.23, 10.23, 10.23) @ 836.5 MHz; Calibrated: 2018/9/30;
- Sensor-Surface: 1.4mm (Mechanical Surface Detection)
- Electronics: DAE4 Sn772; Calibrated: 2018/9/28
- Phantom: Triple Flat Phantom 5.1C; Type: QD 000 P51 CA; Serial: Serial: 1130
- Measurement SW: DASY52, Version 52.10 (2); SEMCAD X Version 14.6.12 (7470)

Area Scan (131x41x1): Interpolated grid: dx=1.500 mm, dy=1.500 mm
Maximum value of SAR (interpolated) = 0.0403 W/kg

Zoom Scan (5x5x7)/Cube 0: Measurement grid: dx=8mm, dy=8mm, dz=5mm
Reference Value = 6.090 V/m; Power Drift = -0.06 dB
Peak SAR (extrapolated) = 0.0470 W/kg
SAR(1 g) = 0.031 W/kg; SAR(10 g) = 0.021 W/kg
Maximum value of SAR (measured) = 0.0413 W/kg

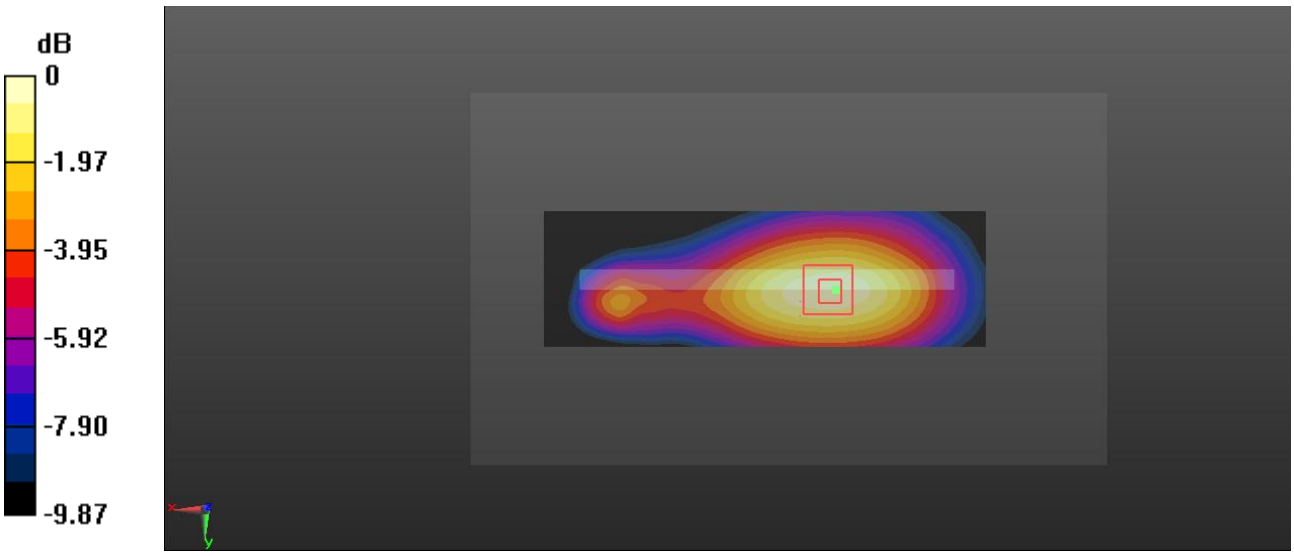

0 dB = 0.0413 W/kg = -13.84 dBW/kg

Test Plot 85#: LTE Band 5_Body Right_50%RB_Middle

DUT: Mobile phone; Type: KC8; Serial: 19081300121

Communication System: Generic FDD-LTE; Frequency: 836.5 MHz;Duty Cycle: 1:1
Medium parameters used: f = 836.5 MHz; σ = 0.978 S/m; ε_r = 55.21; ρ = 1000 kg/m^3 ;
Phantom section: Right Section

DASY5 Configuration:

- Probe: EX3DV4 - SN7329; ConvF(10.23, 10.23, 10.23) @ 836.5 MHz; Calibrated: 2018/9/30;
- Sensor-Surface: 1.4mm (Mechanical Surface Detection)
- Electronics: DAE4 Sn772; Calibrated: 2018/9/28
- Phantom: Triple Flat Phantom 5.1C; Type: QD 000 P51 CA; Serial: Serial: 1130
- Measurement SW: DASY52, Version 52.10 (2); SEMCAD X Version 14.6.12 (7470)

Area Scan (131x41x1): Interpolated grid: dx=1.500 mm, dy=1.500 mm
Maximum value of SAR (interpolated) = 0.0297 W/kg

Zoom Scan (5x5x7)/Cube 0: Measurement grid: dx=8mm, dy=8mm, dz=5mm
Reference Value = 5.176 V/m; Power Drift = 0.01 dB
Peak SAR (extrapolated) = 0.0340 W/kg
SAR(1 g) = 0.023 W/kg; SAR(10 g) = 0.015 W/kg
Maximum value of SAR (measured) = 0.0299 W/kg

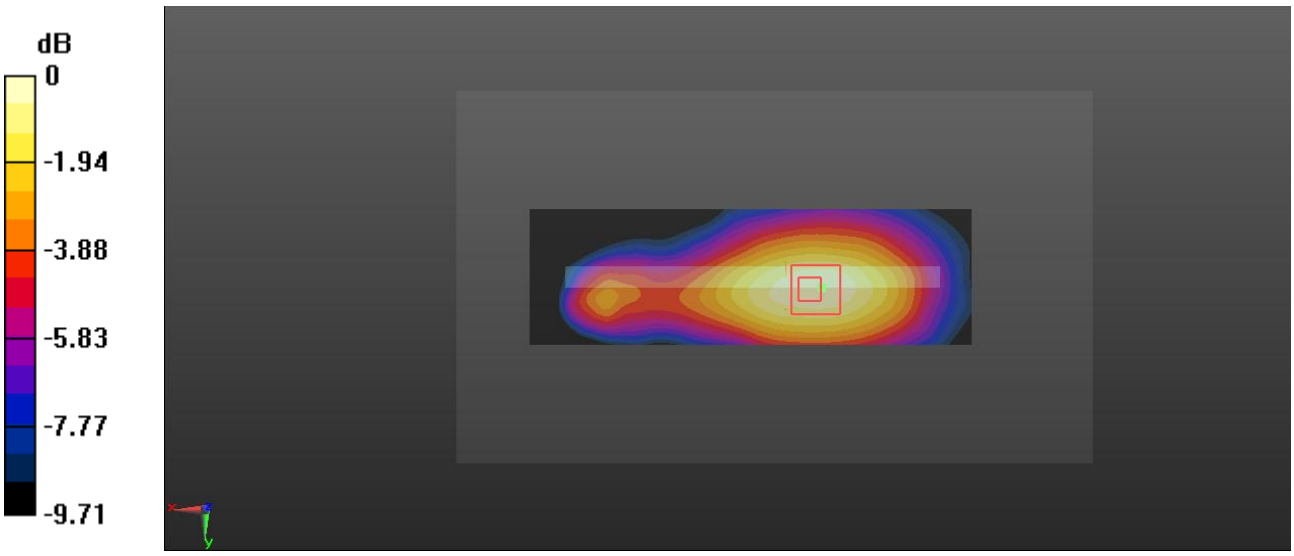

0 dB = 0.0299 W/kg = -15.24 dBW/kg

Test Plot 86#: LTE Band 5_Body Top_1RB_Middle

DUT: Mobile phone; Type: KC8; Serial: 19081300121

Communication System: Generic FDD-LTE; Frequency: 836.5 MHz;Duty Cycle: 1:1
Medium parameters used: f = 836.5 MHz; σ = 0.978 S/m; ε_r = 55.21; ρ = 1000 kg/m^3 ;
Phantom section: Right Section

DASY5 Configuration:

- Probe: EX3DV4 - SN7329; ConvF(10.23, 10.23, 10.23) @ 836.5 MHz; Calibrated: 2018/9/30;
- Sensor-Surface: 1.4mm (Mechanical Surface Detection)
- Electronics: DAE4 Sn772; Calibrated: 2018/9/28
- Phantom: Triple Flat Phantom 5.1C; Type: QD 000 P51 CA; Serial: Serial: 1130
- Measurement SW: DASY52, Version 52.10 (2); SEMCAD X Version 14.6.12 (7470)

Area Scan (41x71x1): Interpolated grid: dx=1.500 mm, dy=1.500 mm
Maximum value of SAR (interpolated) = 0.0643 W/kg

Zoom Scan (6x6x7)/Cube 0: Measurement grid: dx=8mm, dy=8mm, dz=5mm
Reference Value = 7.522 V/m; Power Drift = -0.13 dB
Peak SAR (extrapolated) = 0.0760 W/kg
SAR(1 g) = 0.041 W/kg; SAR(10 g) = 0.025 W/kg
Maximum value of SAR (measured) = 0.0612 W/kg



0 dB = 0.0612 W/kg = -12.13 dBW/kg

Test Plot 87#: LTE Band 5_Body Top_50%RB_Middle

DUT: Mobile phone; Type: KC8; Serial: 19081300121

Communication System: Generic FDD-LTE; Frequency: 836.5 MHz;Duty Cycle: 1:1
Medium parameters used: f = 836.5 MHz; σ = 0.978 S/m; ε_r = 55.21; ρ = 1000 kg/m^3 ;
Phantom section: Right Section

DASY5 Configuration:

- Probe: EX3DV4 - SN7329; ConvF(10.23, 10.23, 10.23) @ 836.5 MHz; Calibrated: 2018/9/30;
- Sensor-Surface: 1.4mm (Mechanical Surface Detection)
- Electronics: DAE4 Sn772; Calibrated: 2018/9/28
- Phantom: Triple Flat Phantom 5.1C; Type: QD 000 P51 CA; Serial: Serial: 1130
- Measurement SW: DASY52, Version 52.10 (2); SEMCAD X Version 14.6.12 (7470)

Area Scan (41x71x1): Interpolated grid: dx=1.500 mm, dy=1.500 mm
Maximum value of SAR (interpolated) = 0.0473 W/kg

Zoom Scan (5x5x7)/Cube 0: Measurement grid: dx=8mm, dy=8mm, dz=5mm
Reference Value = 6.649 V/m; Power Drift = -0.13 dB
Peak SAR (extrapolated) = 0.0590 W/kg
SAR(1 g) = 0.031 W/kg; SAR(10 g) = 0.019 W/kg
Maximum value of SAR (measured) = 0.0477 W/kg

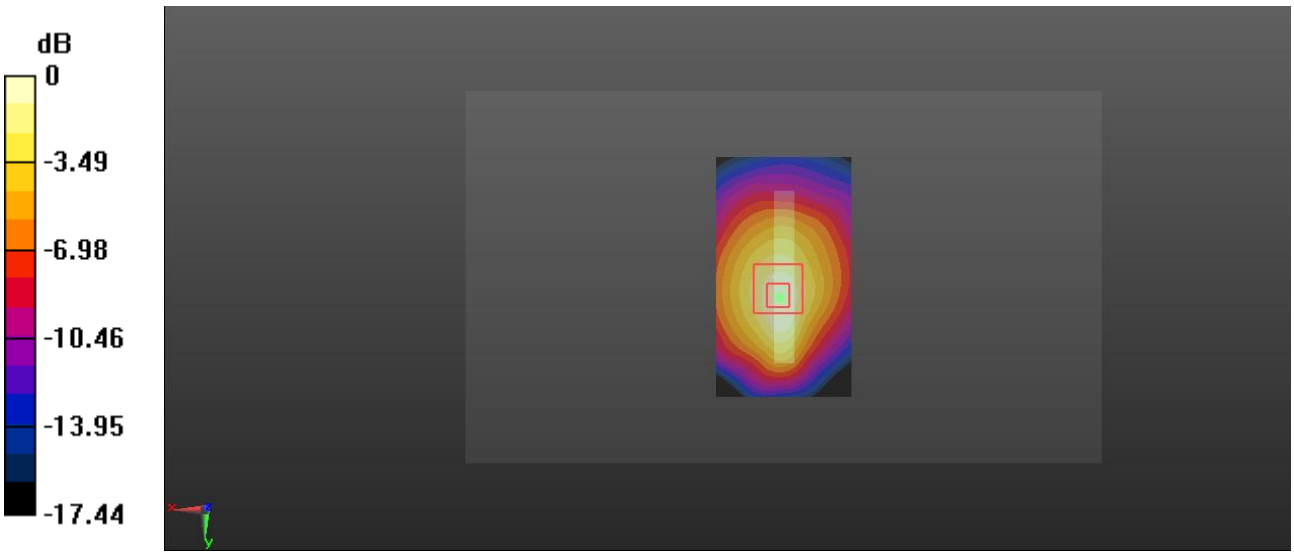

0 dB = 0.0477 W/kg = -13.21 dBW/kg

Test Plot 88#: LTE Band 7_Head Left Cheek_1RB_Low

DUT: Mobile phone; Type: KC8; Serial: 19081300121

Communication System: Generic FDD-LTE; Frequency: 2510 MHz;Duty Cycle: 1:1
Medium parameters used: f = 2510 MHz; σ = 1.817 S/m; ε_r = 38.981; ρ = 1000 kg/m^3 ;
Phantom section: Left Section

DASY5 Configuration:

- Probe: EX3DV4 - SN7329; ConvF(7.62, 7.62, 7.62) @ 2510 MHz; Calibrated: 2018/9/30;
- Sensor-Surface: 1.4mm (Mechanical Surface Detection)
- Electronics: DAE4 Sn772; Calibrated: 2018/9/28
- Phantom: Twin SAM; Type: Twin SAM V5.0; Serial: TP:1412
- Measurement SW: DASY52, Version 52.10 (2); SEMCAD X Version 14.6.12 (7470)

Area Scan (161x81x1): Interpolated grid: dx=1.200 mm, dy=1.200 mm
Maximum value of SAR (interpolated) = 2.21 W/kg

Zoom Scan (5x5x7)/Cube 0: Measurement grid: dx=8mm, dy=8mm, dz=5mm
Reference Value = 5.709 V/m; Power Drift = 0.12 dB
Peak SAR (extrapolated) = 2.74 W/kg
SAR(1 g) = 1.15 W/kg; SAR(10 g) = 0.506 W/kg
Maximum value of SAR (measured) = 2.20 W/kg



0 dB = 2.20 W/kg = 3.42 dBW/kg

Test Plot 89#: LTE Band 7_Head Left Cheek_1RB_Middle

DUT: Mobile phone; Type: KC8; Serial: 19081300121

Communication System: Generic FDD-LTE; Frequency: 2535 MHz;Duty Cycle: 1:1
Medium parameters used: f = 2535 MHz; σ = 1.926 S/m; ε_r = 37.961; ρ = 1000 kg/m^3 ;
Phantom section: Left Section

DASY5 Configuration:

- Probe: EX3DV4 - SN7329; ConvF(7.62, 7.62, 7.62) @ 2535 MHz; Calibrated: 2018/9/30;
- Sensor-Surface: 1.4mm (Mechanical Surface Detection)
- Electronics: DAE4 Sn772; Calibrated: 2018/9/28
- Phantom: Twin SAM; Type: Twin SAM V5.0; Serial: TP:1412
- Measurement SW: DASY52, Version 52.10 (2); SEMCAD X Version 14.6.12 (7470)

Area Scan (161x81x1): Interpolated grid: dx=1.200 mm, dy=1.200 mm
Maximum value of SAR (interpolated) = 2.06 W/kg

Zoom Scan (5x5x7)/Cube 0: Measurement grid: dx=8mm, dy=8mm, dz=5mm
Reference Value = 5.646 V/m; Power Drift = -0.11 dB
Peak SAR (extrapolated) = 2.32 W/kg
SAR(1 g) = 1.01 W/kg; SAR(10 g) = 0.456 W/kg
Maximum value of SAR (measured) = 1.89 W/kg

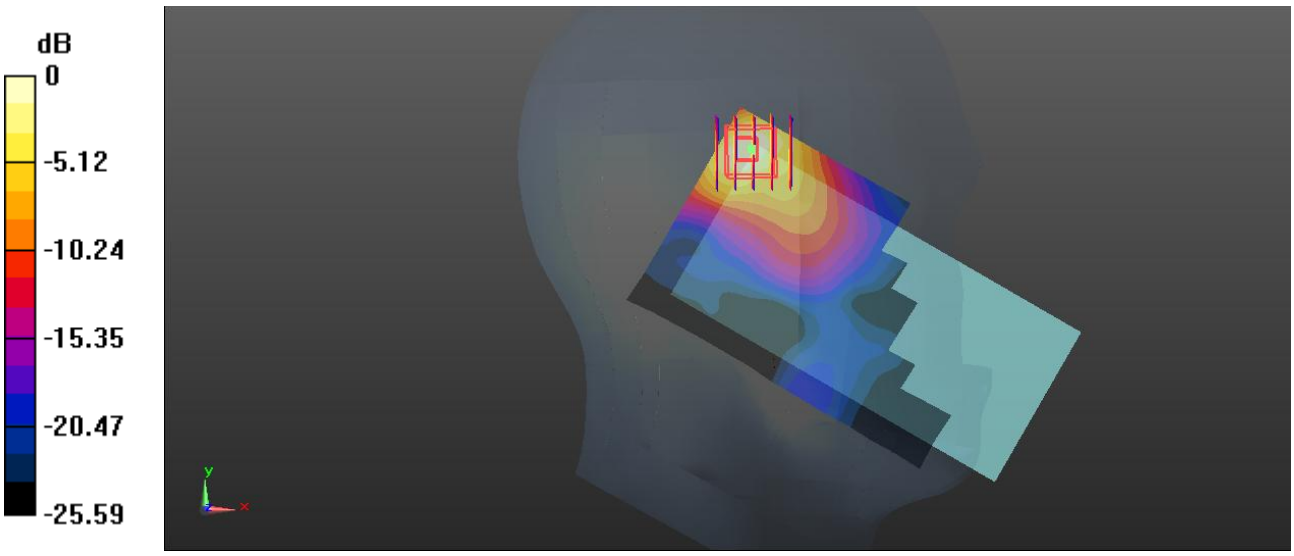

0 dB = 1.89 W/kg = 2.76 dBW/kg

Test Plot 90#: LTE Band 7_Head Left Cheek_1RB_High

DUT: Mobile phone; Type: KC8; Serial: 19081300121

Communication System: Generic FDD-LTE; Frequency: 2560 MHz;Duty Cycle: 1:1
Medium parameters used: f = 2560 MHz; σ = 1.959 S/m; ε_r = 38.826; ρ = 1000 kg/m^3 ;
Phantom section: Left Section

DASY5 Configuration:

- Probe: EX3DV4 - SN7329; ConvF(7.38, 7.38, 7.38) @ 2560 MHz; Calibrated: 2018/9/30;
- Sensor-Surface: 1.4mm (Mechanical Surface Detection)
- Electronics: DAE4 Sn772; Calibrated: 2018/9/28
- Phantom: Twin SAM; Type: Twin SAM V5.0; Serial: TP:1412
- Measurement SW: DASY52, Version 52.10 (2); SEMCAD X Version 14.6.12 (7470)

Area Scan (161x81x1): Interpolated grid: dx=1.200 mm, dy=1.200 mm
Maximum value of SAR (interpolated) = 1.54 W/kg

Zoom Scan (5x5x7)/Cube 0: Measurement grid: dx=8mm, dy=8mm, dz=5mm
Reference Value = 5.161 V/m; Power Drift = 0.06 dB
Peak SAR (extrapolated) = 1.88 W/kg
SAR(1 g) = 0.819 W/kg; SAR(10 g) = 0.369 W/kg
Maximum value of SAR (measured) = 1.50 W/kg

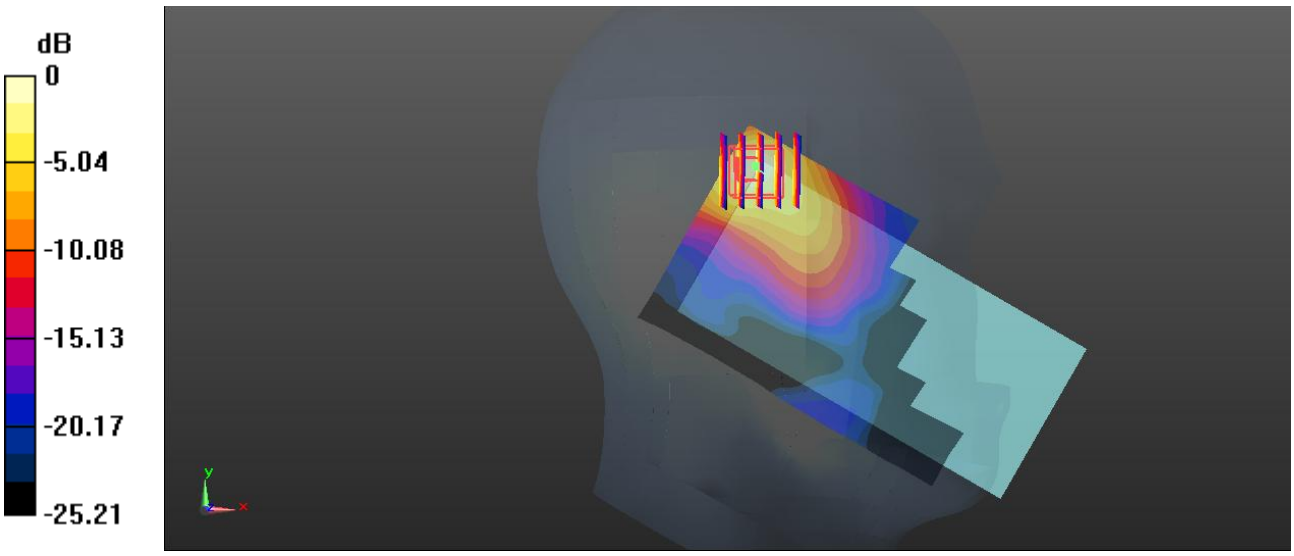

0 dB = 1.50 W/kg = 1.76 dBW/kg

Test Plot 91#: LTE Band 7_Head Left Cheek_50%RB_Low

DUT: Mobile phone; Type: KC8; Serial: 19081300121

Communication System: Generic FDD-LTE; Frequency: 2510 MHz;Duty Cycle: 1:1
Medium parameters used: f = 2510 MHz; σ = 1.817 S/m; ε_r = 38.981; ρ = 1000 kg/m^3 ;
Phantom section: Left Section

DASY5 Configuration:

- Probe: EX3DV4 - SN7329; ConvF(7.62, 7.62, 7.62) @ 2510 MHz; Calibrated: 2018/9/30;
- Sensor-Surface: 1.4mm (Mechanical Surface Detection)
- Electronics: DAE4 Sn772; Calibrated: 2018/9/28
- Phantom: Twin SAM; Type: Twin SAM V5.0; Serial: TP:1412
- Measurement SW: DASY52, Version 52.10 (2); SEMCAD X Version 14.6.12 (7470)

Area Scan (171x91x1): Interpolated grid: dx=1.200 mm, dy=1.200 mm
Maximum value of SAR (interpolated) = 1.33 W/kg

Zoom Scan (5x5x7)/Cube 0: Measurement grid: dx=8mm, dy=8mm, dz=5mm
Reference Value = 3.740 V/m; Power Drift = 0.19 dB
Peak SAR (extrapolated) = 1.71 W/kg
SAR(1 g) = 0.724 W/kg; SAR(10 g) = 0.322 W/kg
Maximum value of SAR (measured) = 1.38 W/kg

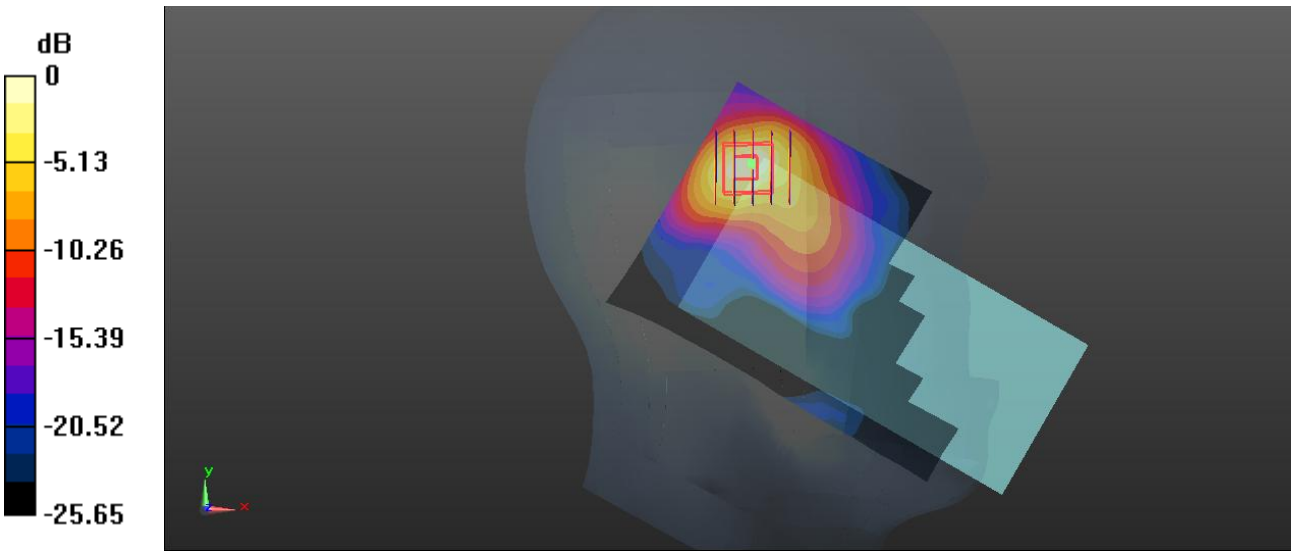

0 dB = 1.38 W/kg = 1.40 dBW/kg

Test Plot 92#: LTE Band 7_Head Left Cheek_50%RB_Middle

DUT: Mobile phone; Type: KC8; Serial: 19081300121

Communication System: Generic FDD-LTE; Frequency: 2535 MHz;Duty Cycle: 1:1
Medium parameters used: f = 2535 MHz; σ = 1.926 S/m; ε_r = 37.961; ρ = 1000 kg/m^3 ;
Phantom section: Left Section

DASY5 Configuration:

- Probe: EX3DV4 - SN7329; ConvF(7.62, 7.62, 7.62) @ 2535 MHz; Calibrated: 2018/9/30;
- Sensor-Surface: 1.4mm (Mechanical Surface Detection)
- Electronics: DAE4 Sn772; Calibrated: 2018/9/28
- Phantom: Twin SAM; Type: Twin SAM V5.0; Serial: TP:1412
- Measurement SW: DASY52, Version 52.10 (2); SEMCAD X Version 14.6.12 (7470)

Area Scan (161x81x1): Interpolated grid: dx=1.200 mm, dy=1.200 mm
Maximum value of SAR (interpolated) = 1.66 W/kg

Zoom Scan (5x5x7)/Cube 0: Measurement grid: dx=8mm, dy=8mm, dz=5mm
Reference Value = 4.547 V/m; Power Drift = 0.06 dB
Peak SAR (extrapolated) = 1.86 W/kg
SAR(1 g) = 0.806 W/kg; SAR(10 g) = 0.362 W/kg
Maximum value of SAR (measured) = 1.50 W/kg

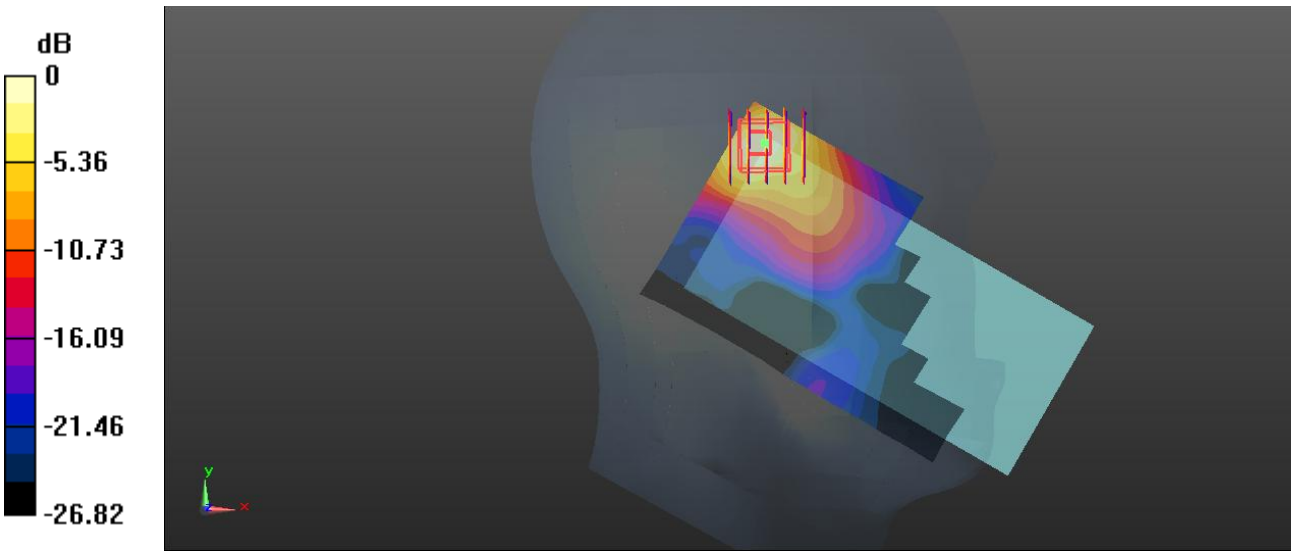

0 dB = 1.50 W/kg = 1.76 dBW/kg

Test Plot 93#: LTE Band 7_Head Left Cheek_50%RB_High

DUT: Mobile phone; Type: KC8; Serial: 19081300121

Communication System: Generic FDD-LTE; Frequency: 2560 MHz;Duty Cycle: 1:1
Medium parameters used: f = 2560 MHz; σ = 1.959 S/m; ε_r = 38.826; ρ = 1000 kg/m^3 ;
Phantom section: Left Section

DASY5 Configuration:

- Probe: EX3DV4 - SN7329; ConvF(7.38, 7.38, 7.38) @ 2560 MHz; Calibrated: 2018/9/30;
- Sensor-Surface: 1.4mm (Mechanical Surface Detection)
- Electronics: DAE4 Sn772; Calibrated: 2018/9/28
- Phantom: Twin SAM; Type: Twin SAM V5.0; Serial: TP:1412
- Measurement SW: DASY52, Version 52.10 (2); SEMCAD X Version 14.6.12 (7470)

Area Scan (161x81x1): Interpolated grid: dx=1.200 mm, dy=1.200 mm
Maximum value of SAR (interpolated) = 1.14 W/kg

Zoom Scan (5x5x7)/Cube 0: Measurement grid: dx=8mm, dy=8mm, dz=5mm
Reference Value = 4.473 V/m; Power Drift = 0.11 dB
Peak SAR (extrapolated) = 1.35 W/kg
SAR(1 g) = 0.594 W/kg; SAR(10 g) = 0.270 W/kg
Maximum value of SAR (measured) = 1.03 W/kg

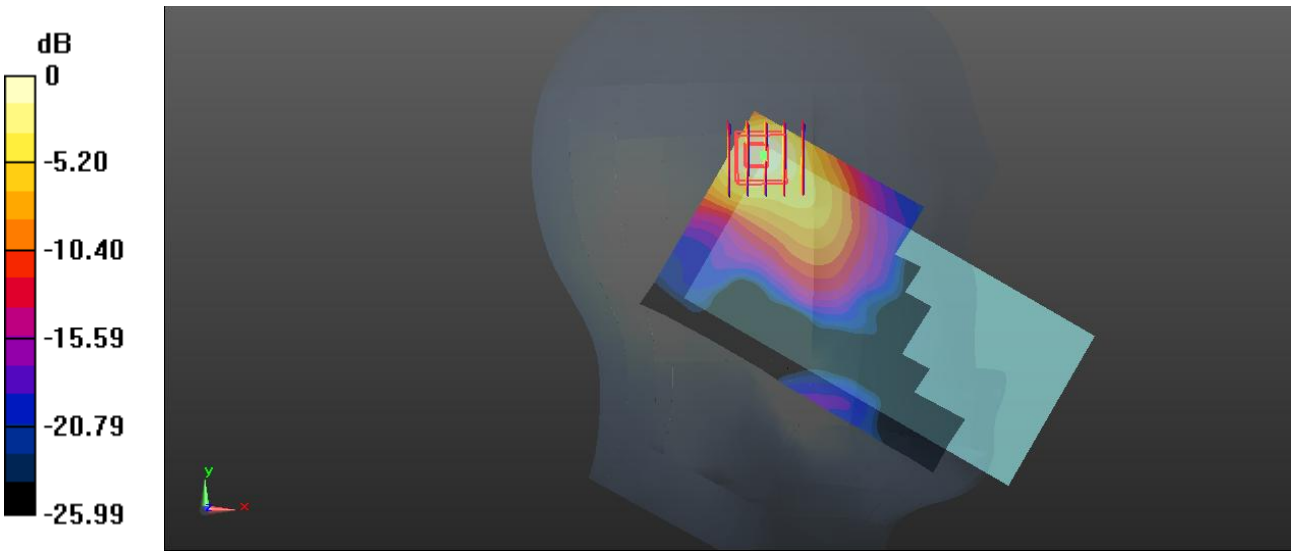

0 dB = 1.03 W/kg = 0.13 dBW/kg

Test Plot 94#: LTE Band 7_Head Left Cheek_100%RB_Middle

DUT: Mobile phone; Type: KC8; Serial: 19081300121

Communication System: Generic FDD-LTE; Frequency: 2510 MHz;Duty Cycle: 1:1
Medium parameters used: f = 2510 MHz; σ = 1.817 S/m; ε_r = 38.981; ρ = 1000 kg/m^3 ;
Phantom section: Left Section

DASY5 Configuration:

- Probe: EX3DV4 - SN7329; ConvF(7.62, 7.62, 7.62) @ 2510 MHz; Calibrated: 2018/9/30;
- Sensor-Surface: 1.4mm (Mechanical Surface Detection)
- Electronics: DAE4 Sn772; Calibrated: 2018/9/28
- Phantom: Twin SAM; Type: Twin SAM V5.0; Serial: TP:1412
- Measurement SW: DASY52, Version 52.10 (2); SEMCAD X Version 14.6.12 (7470)

Area Scan (161x81x1): Interpolated grid: dx=1.200 mm, dy=1.200 mm
Maximum value of SAR (interpolated) = 1.71 W/kg

Zoom Scan (5x5x7)/Cube 0: Measurement grid: dx=8mm, dy=8mm, dz=5mm
Reference Value = 5.197 V/m; Power Drift = -0.05 dB
Peak SAR (extrapolated) = 2.07 W/kg
SAR(1 g) = 0.872 W/kg; SAR(10 g) = 0.384 W/kg
Maximum value of SAR (measured) = 1.67 W/kg

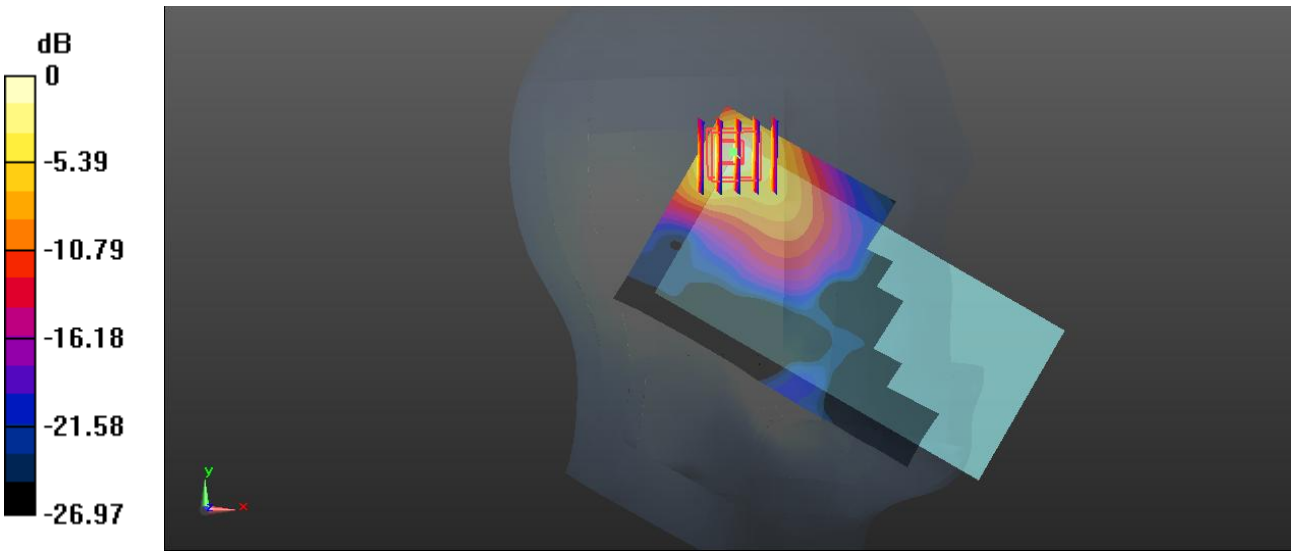

0 dB = 1.67 W/kg = 2.23 dBW/kg

Test Plot 95#: LTE Band 7_Head Left Tilt_1RB_Low

DUT: Mobile phone; Type: KC8; Serial: 19081300121

Communication System: Generic FDD-LTE; Frequency: 2510 MHz;Duty Cycle: 1:1
Medium parameters used: f = 2510 MHz; σ = 1.817 S/m; ε_r = 38.981; ρ = 1000 kg/m^3 ;
Phantom section: Left Section

DASY5 Configuration:

- Probe: EX3DV4 - SN7329; ConvF(7.62, 7.62, 7.62) @ 2510 MHz; Calibrated: 2018/9/30;
- Sensor-Surface: 1.4mm (Mechanical Surface Detection)
- Electronics: DAE4 Sn772; Calibrated: 2018/9/28
- Phantom: Twin SAM; Type: Twin SAM V5.0; Serial: TP:1412
- Measurement SW: DASY52, Version 52.10 (2); SEMCAD X Version 14.6.12 (7470)

Area Scan (171x81x1): Interpolated grid: dx=1.200 mm, dy=1.200 mm
Maximum value of SAR (interpolated) = 2.01 W/kg

Zoom Scan (5x5x7)/Cube 0: Measurement grid: dx=8mm, dy=8mm, dz=5mm
Reference Value = 4.290 V/m; Power Drift = 0.05 dB
Peak SAR (extrapolated) = 2.73 W/kg
SAR(1 g) = 1.16 W/kg; SAR(10 g) = 0.482 W/kg
Maximum value of SAR (measured) = 2.19 W/kg



0 dB = 2.19 W/kg = 3.40 dBW/kg

Test Plot 96#: LTE Band 7_Head Left Tilt_1RB_Middle

DUT: Mobile phone; Type: KC8; Serial: 19081300121

Communication System: Generic FDD-LTE; Frequency: 2535 MHz;Duty Cycle: 1:1
Medium parameters used: f = 2535 MHz; σ = 1.926 S/m; ε_r = 37.961; ρ = 1000 kg/m^3 ;
Phantom section: Left Section

DASY5 Configuration:

- Probe: EX3DV4 - SN7329; ConvF(7.62, 7.62, 7.62) @ 2535 MHz; Calibrated: 2018/9/30;
- Sensor-Surface: 1.4mm (Mechanical Surface Detection)
- Electronics: DAE4 Sn772; Calibrated: 2018/9/28
- Phantom: Twin SAM; Type: Twin SAM V5.0; Serial: TP:1412
- Measurement SW: DASY52, Version 52.10 (2); SEMCAD X Version 14.6.12 (7470)

Area Scan (171x81x1): Interpolated grid: dx=1.200 mm, dy=1.200 mm
Maximum value of SAR (interpolated) = 1.81 W/kg

Zoom Scan (5x5x7)/Cube 0: Measurement grid: dx=8mm, dy=8mm, dz=5mm
Reference Value = 4.060 V/m; Power Drift = 0.03 dB
Peak SAR (extrapolated) = 2.40 W/kg
SAR(1 g) = 1.01 W/kg; SAR(10 g) = 0.433 W/kg
Maximum value of SAR (measured) = 1.93 W/kg

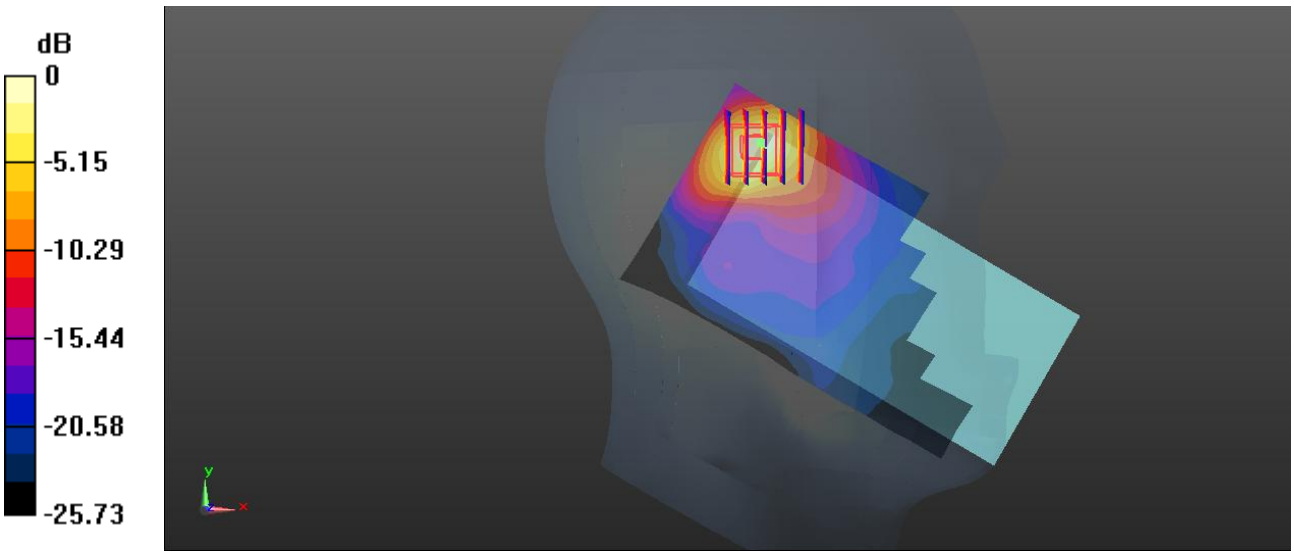

0 dB = 1.93 W/kg = 2.86 dBW/kg

Test Plot 97#: LTE Band 7_Head Left Tilt_1RB_High

DUT: Mobile phone; Type: KC8; Serial: 19081300121

Communication System: Generic FDD-LTE; Frequency: 2560 MHz;Duty Cycle: 1:1
Medium parameters used: f = 2560 MHz; σ = 1.959 S/m; ε_r = 38.826; ρ = 1000 kg/m^3 ;
Phantom section: Left Section

DASY5 Configuration:

- Probe: EX3DV4 - SN7329; ConvF(7.38, 7.38, 7.38) @ 2560 MHz; Calibrated: 2018/9/30;
- Sensor-Surface: 1.4mm (Mechanical Surface Detection)
- Electronics: DAE4 Sn772; Calibrated: 2018/9/28
- Phantom: Twin SAM; Type: Twin SAM V5.0; Serial: TP:1412
- Measurement SW: DASY52, Version 52.10 (2); SEMCAD X Version 14.6.12 (7470)

Area Scan (171x81x1): Interpolated grid: dx=1.200 mm, dy=1.200 mm
Maximum value of SAR (interpolated) = 1.68 W/kg

Zoom Scan (5x5x7)/Cube 0: Measurement grid: dx=8mm, dy=8mm, dz=5mm
Reference Value = 4.165 V/m; Power Drift = 0.18 dB
Peak SAR (extrapolated) = 2.16 W/kg
SAR(1 g) = 0.891 W/kg; SAR(10 g) = 0.382 W/kg
Maximum value of SAR (measured) = 1.73 W/kg



0 dB = 1.73 W/kg = 2.38 dBW/kg

Test Plot 98#: LTE Band 7_Head Left Tilt_50%RB_Low

DUT: Mobile phone; Type: KC8; Serial: 19081300121

Communication System: Generic FDD-LTE; Frequency: 2510 MHz;Duty Cycle: 1:1
Medium parameters used: f = 2510 MHz; σ = 1.817 S/m; ε_r = 38.981; ρ = 1000 kg/m^3 ;
Phantom section: Left Section

DASY5 Configuration:

- Probe: EX3DV4 - SN7329; ConvF(7.62, 7.62, 7.62) @ 2510 MHz; Calibrated: 2018/9/30;
- Sensor-Surface: 1.4mm (Mechanical Surface Detection)
- Electronics: DAE4 Sn772; Calibrated: 2018/9/28
- Phantom: Twin SAM; Type: Twin SAM V5.0; Serial: TP:1412
- Measurement SW: DASY52, Version 52.10 (2); SEMCAD X Version 14.6.12 (7470)

Area Scan (171x81x1): Interpolated grid: dx=1.200 mm, dy=1.200 mm
Maximum value of SAR (interpolated) = 1.52 W/kg

Zoom Scan (5x5x7)/Cube 0: Measurement grid: dx=8mm, dy=8mm, dz=5mm
Reference Value = 3.736 V/m; Power Drift = 0.06 dB
Peak SAR (extrapolated) = 2.09 W/kg
SAR(1 g) = 0.879 W/kg; SAR(10 g) = 0.365 W/kg
Maximum value of SAR (measured) = 1.66 W/kg

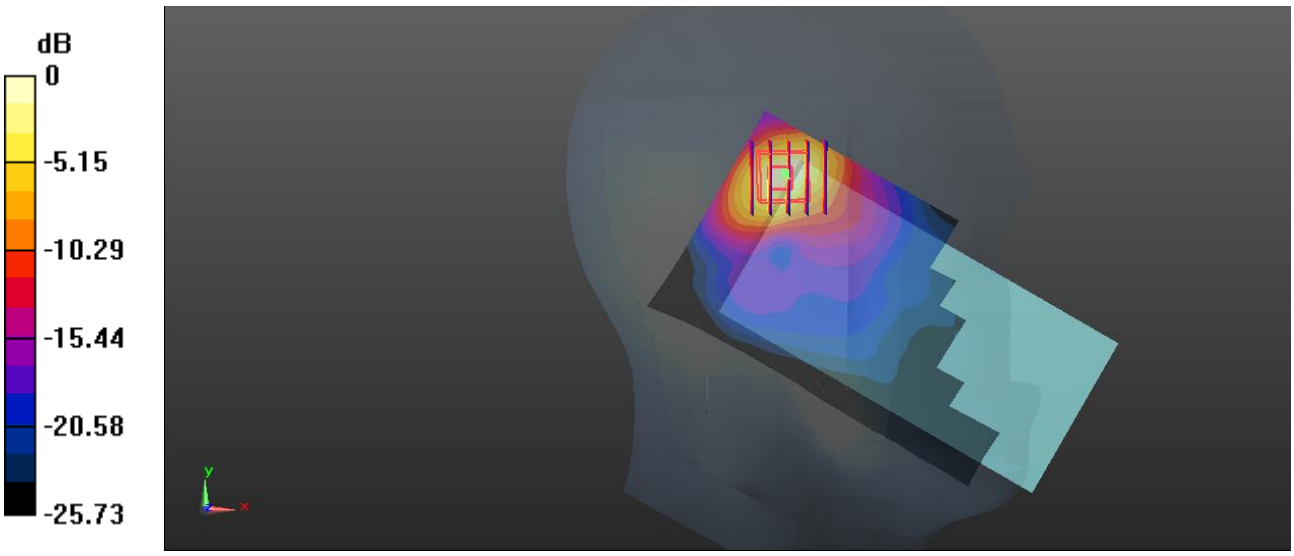

0 dB = 1.66 W/kg = 2.20 dBW/kg

Test Plot 99#: LTE Band 7_Head Left Tilt_50%RB_Middle

DUT: Mobile phone; Type: KC8; Serial: 19081300121

Communication System: Generic FDD-LTE; Frequency: 2535 MHz;Duty Cycle: 1:1
Medium parameters used: f = 2535 MHz; σ = 1.926 S/m; ε_r = 37.961; ρ = 1000 kg/m^3 ;
Phantom section: Left Section

DASY5 Configuration:

- Probe: EX3DV4 - SN7329; ConvF(7.62, 7.62, 7.62) @ 2535 MHz; Calibrated: 2018/9/30;
- Sensor-Surface: 1.4mm (Mechanical Surface Detection)
- Electronics: DAE4 Sn772; Calibrated: 2018/9/28
- Phantom: Twin SAM; Type: Twin SAM V5.0; Serial: TP:1412
- Measurement SW: DASY52, Version 52.10 (2); SEMCAD X Version 14.6.12 (7470)

Area Scan (171x81x1): Interpolated grid: dx=1.200 mm, dy=1.200 mm
Maximum value of SAR (interpolated) = 1.45 W/kg

Zoom Scan (5x5x7)/Cube 0: Measurement grid: dx=8mm, dy=8mm, dz=5mm
Reference Value = 3.415 V/m; Power Drift = 0.18 dB
Peak SAR (extrapolated) = 1.89 W/kg
SAR(1 g) = 0.793 W/kg; SAR(10 g) = 0.340 W/kg
Maximum value of SAR (measured) = 1.52 W/kg

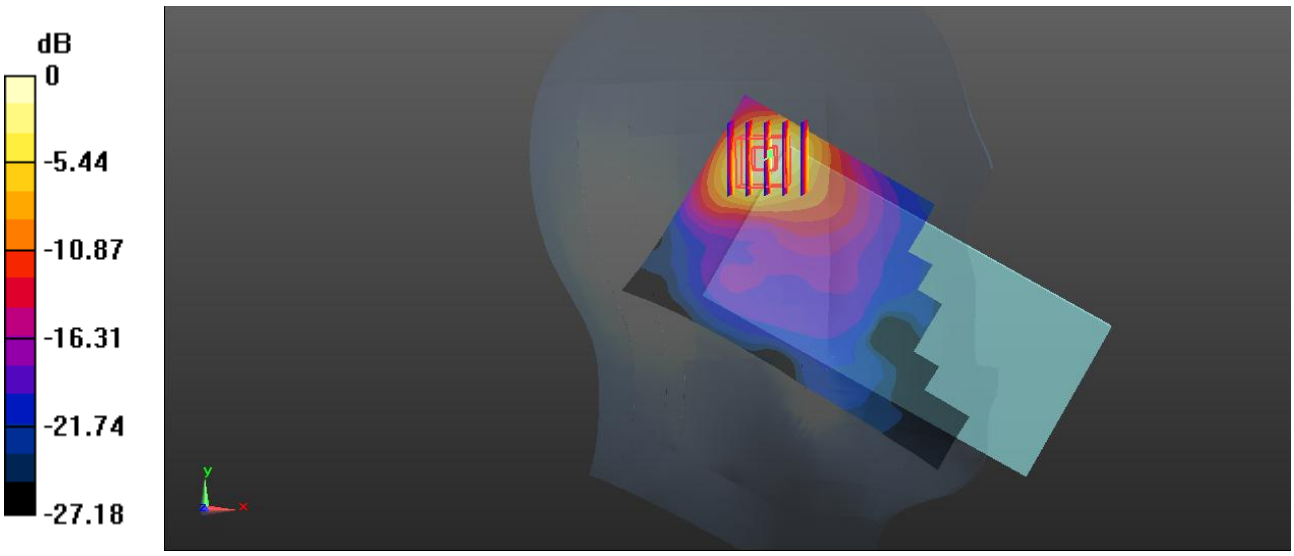

0 dB = 1.52 W/kg = 1.82 dBW/kg

Test Plot 100#: LTE Band 7_Head Left Tilt_50%RB_High

DUT: Mobile phone; Type: KC8; Serial: 19081300121

Communication System: Generic FDD-LTE; Frequency: 2560 MHz;Duty Cycle: 1:1
Medium parameters used: f = 2560 MHz; σ = 1.959 S/m; ε_r = 38.826; ρ = 1000 kg/m^3 ;
Phantom section: Left Section

DASY5 Configuration:

- Probe: EX3DV4 - SN7329; ConvF(7.38, 7.38, 7.38) @ 2560 MHz; Calibrated: 2018/9/30;
- Sensor-Surface: 1.4mm (Mechanical Surface Detection)
- Electronics: DAE4 Sn772; Calibrated: 2018/9/28
- Phantom: Twin SAM; Type: Twin SAM V5.0; Serial: TP:1412
- Measurement SW: DASY52, Version 52.10 (2); SEMCAD X Version 14.6.12 (7470)

Area Scan (171x81x1): Interpolated grid: dx=1.200 mm, dy=1.200 mm
Maximum value of SAR (interpolated) = 1.26 W/kg

Zoom Scan (5x5x7)/Cube 0: Measurement grid: dx=8mm, dy=8mm, dz=5mm
Reference Value = 3.493 V/m; Power Drift = 0.06 dB
Peak SAR (extrapolated) = 1.62 W/kg
SAR(1 g) = 0.662 W/kg; SAR(10 g) = 0.283 W/kg
Maximum value of SAR (measured) = 1.29 W/kg

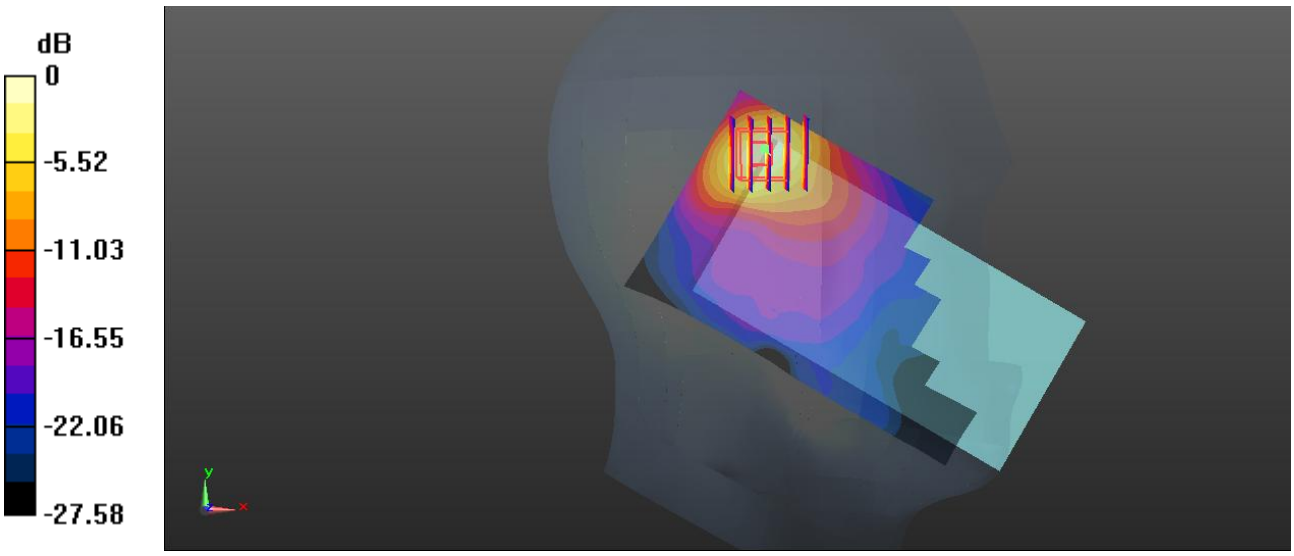

0 dB = 1.29 W/kg = 1.11 dBW/kg

Test Plot 101#: LTE Band 7_Head Left Tilt_100%RB_Middle

DUT: Mobile phone; Type: KC8; Serial: 19081300121

Communication System: Generic FDD-LTE; Frequency: 2510 MHz;Duty Cycle: 1:1
Medium parameters used: f = 2510 MHz; σ = 1.817 S/m; ε_r = 38.981; ρ = 1000 kg/m^3 ;
Phantom section: Left Section

DASY5 Configuration:

- Probe: EX3DV4 - SN7329; ConvF(7.62, 7.62, 7.62) @ 2510 MHz; Calibrated: 2018/9/30;
- Sensor-Surface: 1.4mm (Mechanical Surface Detection)
- Electronics: DAE4 Sn772; Calibrated: 2018/9/28
- Phantom: Twin SAM; Type: Twin SAM V5.0; Serial: TP:1412
- Measurement SW: DASY52, Version 52.10 (2); SEMCAD X Version 14.6.12 (7470)

Area Scan (171x81x1): Interpolated grid: dx=1.200 mm, dy=1.200 mm
Maximum value of SAR (interpolated) = 1.52 W/kg

Zoom Scan (5x5x7)/Cube 0: Measurement grid: dx=8mm, dy=8mm, dz=5mm
Reference Value = 3.520 V/m; Power Drift = 0.18 dB
Peak SAR (extrapolated) = 1.95 W/kg
SAR(1 g) = 0.819 W/kg; SAR(10 g) = 0.350 W/kg
Maximum value of SAR (measured) = 1.57 W/kg



0 dB = 1.57 W/kg = 1.96 dBW/kg

Test Plot 102#: LTE Band 7_Head Right Cheek_1RB_Middle

DUT: Mobile phone; Type: KC8; Serial: 19081300121

Communication System: Generic FDD-LTE; Frequency: 2535 MHz;Duty Cycle: 1:1
Medium parameters used: f = 2535 MHz; σ = 1.926 S/m; ε_r = 37.961; ρ = 1000 kg/m^3 ;
Phantom section: Right Section

DASY5 Configuration:

- Probe: EX3DV4 - SN7329; ConvF(7.62, 7.62, 7.62) @ 2535 MHz; Calibrated: 2018/9/30;
- Sensor-Surface: 1.4mm (Mechanical Surface Detection)
- Electronics: DAE4 Sn772; Calibrated: 2018/9/28
- Phantom: Twin SAM; Type: Twin SAM V5.0; Serial: TP:1412
- Measurement SW: DASY52, Version 52.10 (2); SEMCAD X Version 14.6.12 (7470)

Area Scan (161x81x1): Interpolated grid: dx=1.200 mm, dy=1.200 mm
Maximum value of SAR (interpolated) = 0.447 W/kg

Zoom Scan (5x5x7)/Cube 0: Measurement grid: dx=8mm, dy=8mm, dz=5mm
Reference Value = 6.826 V/m; Power Drift = 0.11 dB
Peak SAR (extrapolated) = 0.590 W/kg
SAR(1 g) = 0.300 W/kg; SAR(10 g) = 0.143 W/kg
Maximum value of SAR (measured) = 0.450 W/kg

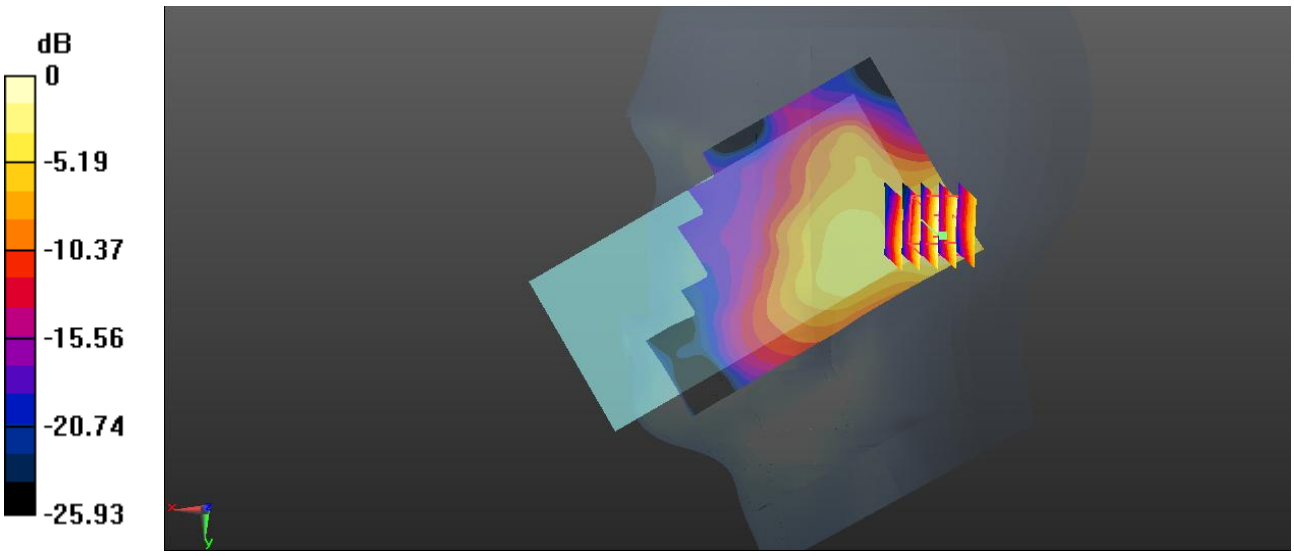

0 dB = 0.450 W/kg = -3.47 dBW/kg

Test Plot 103#: LTE Band 7_Head Right Cheek_50%RB_Middle

DUT: Mobile phone; Type: KC8; Serial: 19081300121

Communication System: Generic FDD-LTE; Frequency: 2535 MHz;Duty Cycle: 1:1
Medium parameters used: f = 2535 MHz; σ = 1.926 S/m; ε_r = 37.961; ρ = 1000 kg/m^3 ;
Phantom section: Right Section

DASY5 Configuration:

- Probe: EX3DV4 - SN7329; ConvF(7.62, 7.62, 7.62) @ 2535 MHz; Calibrated: 2018/9/30;
- Sensor-Surface: 1.4mm (Mechanical Surface Detection)
- Electronics: DAE4 Sn772; Calibrated: 2018/9/28
- Phantom: Twin SAM; Type: Twin SAM V5.0; Serial: TP:1412
- Measurement SW: DASY52, Version 52.10 (2); SEMCAD X Version 14.6.12 (7470)

Area Scan (161x81x1): Interpolated grid: dx=1.200 mm, dy=1.200 mm
Maximum value of SAR (interpolated) = 0.357 W/kg

Zoom Scan (5x5x7)/Cube 0: Measurement grid: dx=8mm, dy=8mm, dz=5mm
Reference Value = 6.066 V/m; Power Drift = 0.02 dB
Peak SAR (extrapolated) = 0.455 W/kg
SAR(1 g) = 0.229 W/kg; SAR(10 g) = 0.110 W/kg
Maximum value of SAR (measured) = 0.350 W/kg

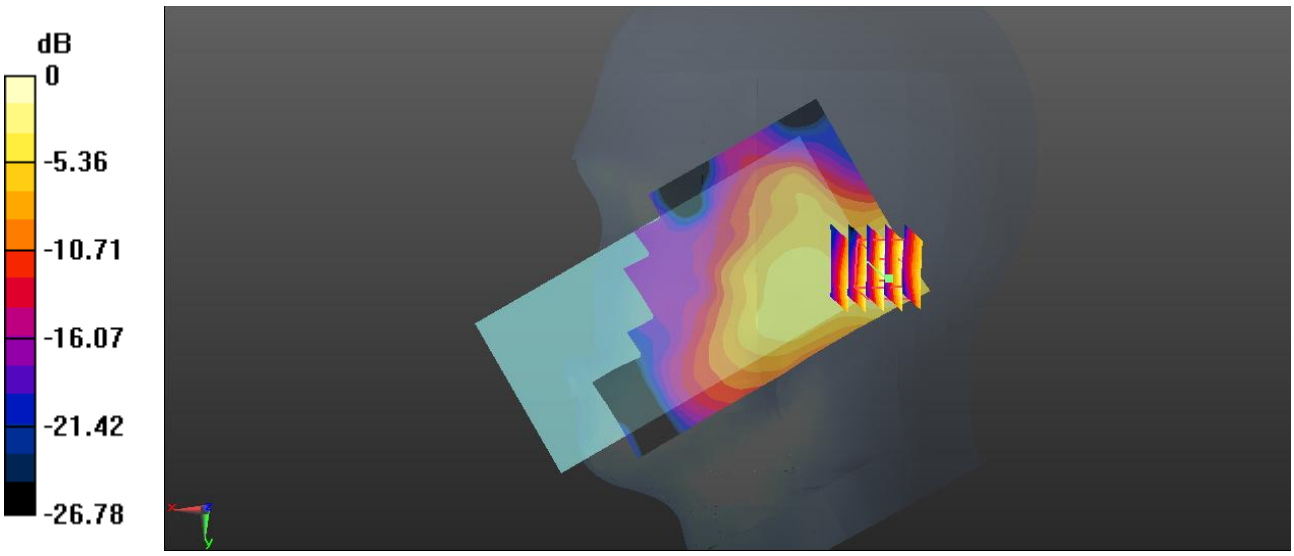

0 dB = 0.350 W/kg = -4.56 dBW/kg

Test Plot 104#: LTE Band 7_Head Right Tilt_1RB_Middle

DUT: Mobile phone; Type: KC8; Serial: 19081300121

Communication System: Generic FDD-LTE; Frequency: 2535 MHz;Duty Cycle: 1:1
Medium parameters used: f = 2535 MHz; σ = 1.926 S/m; ε_r = 37.961; ρ = 1000 kg/m^3 ;
Phantom section: Right Section

DASY5 Configuration:

- Probe: EX3DV4 - SN7329; ConvF(7.62, 7.62, 7.62) @ 2535 MHz; Calibrated: 2018/9/30;
- Sensor-Surface: 1.4mm (Mechanical Surface Detection)
- Electronics: DAE4 Sn772; Calibrated: 2018/9/28
- Phantom: Twin SAM; Type: Twin SAM V5.0; Serial: TP:1412
- Measurement SW: DASY52, Version 52.10 (2); SEMCAD X Version 14.6.12 (7470)

Area Scan (161x81x1): Interpolated grid: dx=1.200 mm, dy=1.200 mm
Maximum value of SAR (interpolated) = 0.498 W/kg

Zoom Scan (5x5x7)/Cube 0: Measurement grid: dx=8mm, dy=8mm, dz=5mm
Reference Value = 6.165 V/m; Power Drift = 0.06 dB
Peak SAR (extrapolated) = 0.633 W/kg
SAR(1 g) = 0.328 W/kg; SAR(10 g) = 0.160 W/kg
Maximum value of SAR (measured) = 0.513 W/kg

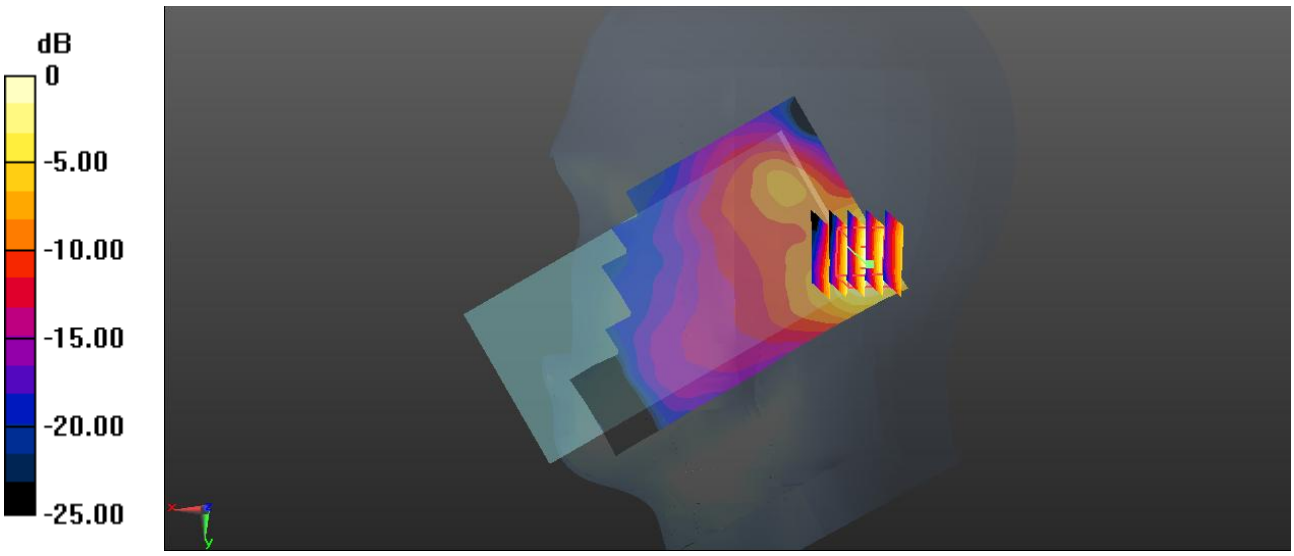

0 dB = 0.513 W/kg = -2.90 dBW/kg

Test Plot 105#: LTE Band 7_Head Right Tilt_50%RB_Middle

DUT: Mobile phone; Type: KC8; Serial: 19081300121

Communication System: Generic FDD-LTE; Frequency: 2535 MHz;Duty Cycle: 1:1
Medium parameters used: f = 2535 MHz; σ = 1.926 S/m; ε_r = 37.961; ρ = 1000 kg/m^3 ;
Phantom section: Right Section

DASY5 Configuration:

- Probe: EX3DV4 - SN7329; ConvF(7.62, 7.62, 7.62) @ 2535 MHz; Calibrated: 2018/9/30;
- Sensor-Surface: 1.4mm (Mechanical Surface Detection)
- Electronics: DAE4 Sn772; Calibrated: 2018/9/28
- Phantom: Twin SAM; Type: Twin SAM V5.0; Serial: TP:1412
- Measurement SW: DASY52, Version 52.10 (2); SEMCAD X Version 14.6.12 (7470)

Area Scan (161x81x1): Interpolated grid: dx=1.200 mm, dy=1.200 mm
Maximum value of SAR (interpolated) = 0.387 W/kg

Zoom Scan (5x5x7)/Cube 0: Measurement grid: dx=8mm, dy=8mm, dz=5mm
Reference Value = 5.426 V/m; Power Drift = -0.09 dB
Peak SAR (extrapolated) = 0.501 W/kg
SAR(1 g) = 0.250 W/kg; SAR(10 g) = 0.121 W/kg
Maximum value of SAR (measured) = 0.408 W/kg

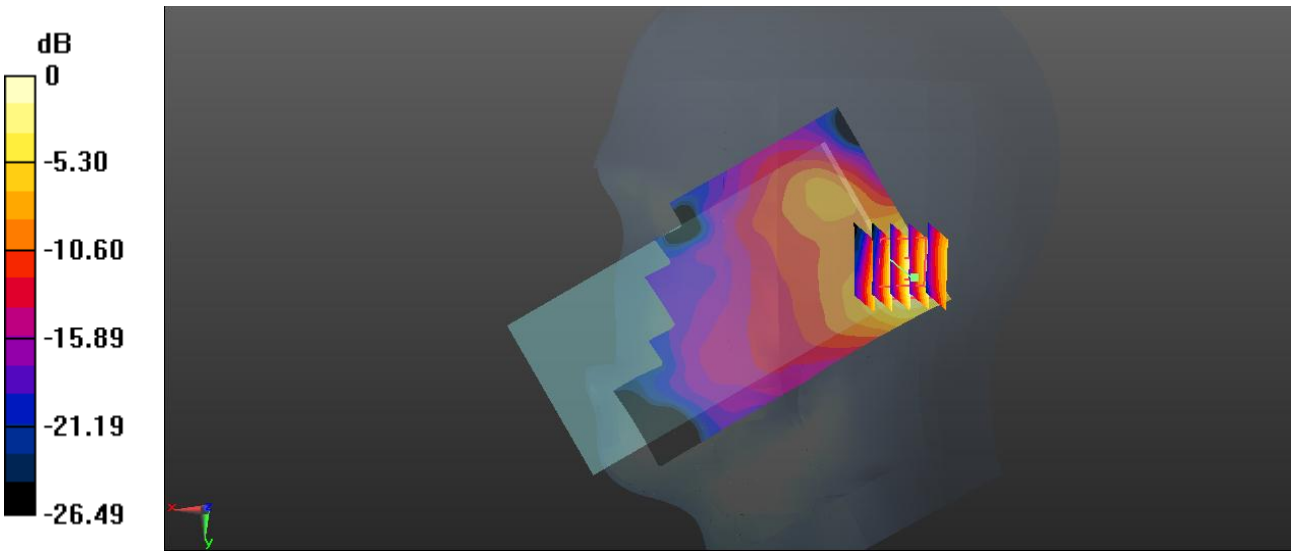

0 dB = 0.408 W/kg = -3.89 dBW/kg

Test Plot 106#: LTE Band 7_Body Back_1RB_Middle

DUT: Mobile phone; Type: KC8; Serial: 19081300121

Communication System: Generic FDD-LTE; Frequency: 2535 MHz;Duty Cycle: 1:1
Medium parameters used: f = 2535 MHz; σ = 2.11 S/m; ε_r = 51.294; ρ = 1000 kg/m^3 ;
Phantom section: Center Section

DASY5 Configuration:

- Probe: EX3DV4 - SN7329; ConvF(7.47, 7.47, 7.47) @ 2535 MHz; Calibrated: 2018/9/30;
- Sensor-Surface: 1.4mm (Mechanical Surface Detection)
- Electronics: DAE4 Sn772; Calibrated: 2018/9/28
- Phantom: Triple Flat Phantom 5.1C; Type: QD 000 P51 CA; Serial: Serial: 1130
- Measurement SW: DASY52, Version 52.10 (2); SEMCAD X Version 14.6.12 (7470)

Area Scan (161x81x1): Interpolated grid: dx=1.200 mm, dy=1.200 mm
Maximum value of SAR (interpolated) = 0.985 W/kg

Zoom Scan (5x5x7)/Cube 0: Measurement grid: dx=8mm, dy=8mm, dz=5mm
Reference Value = 6.147 V/m; Power Drift = -0.17 dB
Peak SAR (extrapolated) = 1.24 W/kg
SAR(1 g) = 0.561 W/kg; SAR(10 g) = 0.236 W/kg
Maximum value of SAR (measured) = 0.960 W/kg

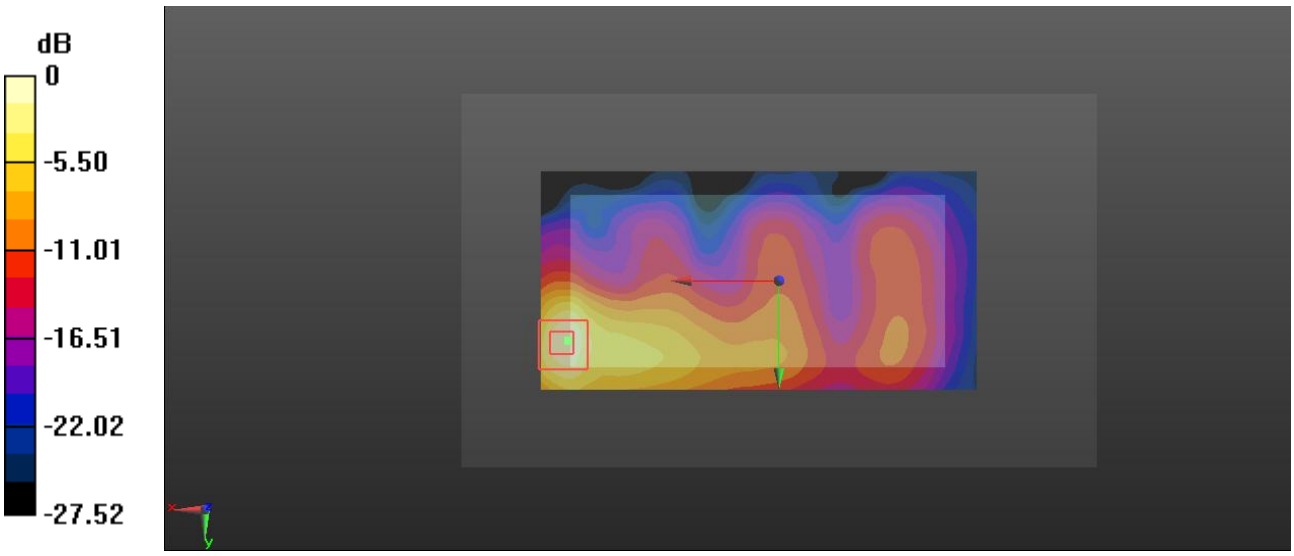

0 dB = 0.960 W/kg = -0.18 dBW/kg

Test Plot 107#: LTE Band 7_Body Back_50%RB_Middle

DUT: Mobile phone; Type: KC8; Serial: 19081300121

Communication System: Generic FDD-LTE; Frequency: 2535 MHz;Duty Cycle: 1:1
Medium parameters used: f = 2535 MHz; σ = 2.11 S/m; ε_r = 51.294; ρ = 1000 kg/m^3 ;
Phantom section: Center Section

DASY5 Configuration:

- Probe: EX3DV4 - SN7329; ConvF(7.47, 7.47, 7.47) @ 2535 MHz; Calibrated: 2018/9/30;
- Sensor-Surface: 1.4mm (Mechanical Surface Detection)
- Electronics: DAE4 Sn772; Calibrated: 2018/9/28
- Phantom: Triple Flat Phantom 5.1C; Type: QD 000 P51 CA; Serial: Serial: 1130
- Measurement SW: DASY52, Version 52.10 (2); SEMCAD X Version 14.6.12 (7470)

Area Scan (161x81x1): Interpolated grid: dx=1.200 mm, dy=1.200 mm
Maximum value of SAR (interpolated) = 0.762 W/kg

Zoom Scan (5x5x7)/Cube 0: Measurement grid: dx=8mm, dy=8mm, dz=5mm
Reference Value = 5.330 V/m; Power Drift = -0.11 dB
Peak SAR (extrapolated) = 0.977 W/kg
SAR(1 g) = 0.438 W/kg; SAR(10 g) = 0.184 W/kg
Maximum value of SAR (measured) = 0.755 W/kg

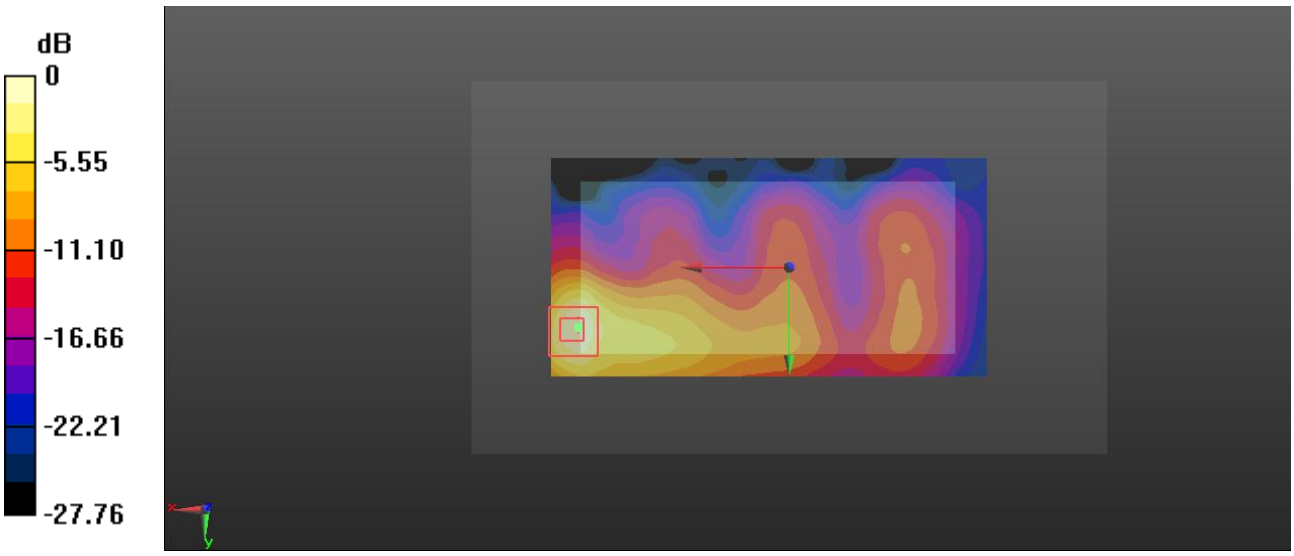

0 dB = 0.755 W/kg = -1.22 dBW/kg

Test Plot 108#: LTE Band 7_Body Right_1RB_Middle

DUT: Mobile phone; Type: KC8; Serial: 19081300121

Communication System: Generic FDD-LTE; Frequency: 2535 MHz;Duty Cycle: 1:1
Medium parameters used: f = 2535 MHz; σ = 2.11 S/m; ε_r = 51.294; ρ = 1000 kg/m^3 ;
Phantom section: Center Section

DASY5 Configuration:

- Probe: EX3DV4 - SN7329; ConvF(7.47, 7.47, 7.47) @ 2535 MHz; Calibrated: 2018/9/30;
- Sensor-Surface: 1.4mm (Mechanical Surface Detection)
- Electronics: DAE4 Sn772; Calibrated: 2018/9/28
- Phantom: Triple Flat Phantom 5.1C; Type: QD 000 P51 CA; Serial: Serial: 1130
- Measurement SW: DASY52, Version 52.10 (2); SEMCAD X Version 14.6.12 (7470)

Area Scan (161x51x1): Interpolated grid: dx=1.200 mm, dy=1.200 mm
Maximum value of SAR (interpolated) = 0.355 W/kg

Zoom Scan (5x5x7)/Cube 0: Measurement grid: dx=8mm, dy=8mm, dz=5mm
Reference Value = 9.643 V/m; Power Drift = -0.12 dB
Peak SAR (extrapolated) = 0.427 W/kg
SAR(1 g) = 0.223 W/kg; SAR(10 g) = 0.116 W/kg
Maximum value of SAR (measured) = 0.349 W/kg

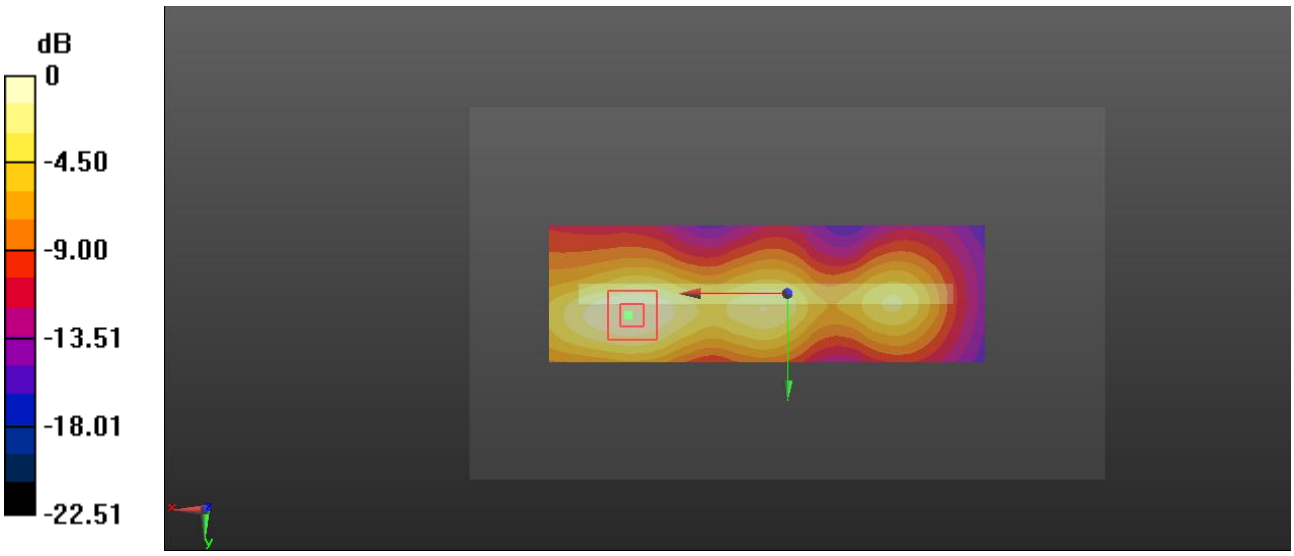

0 dB = 0.349 W/kg = -4.57 dBW/kg

Test Plot 109#: LTE Band 7_Body Right_50%RB_Middle

DUT: Mobile phone; Type: KC8; Serial: 19081300121

Communication System: Generic FDD-LTE; Frequency: 2535 MHz;Duty Cycle: 1:1
Medium parameters used: f = 2535 MHz; σ = 2.11 S/m; ε_r = 51.294; ρ = 1000 kg/m^3 ;
Phantom section: Center Section

DASY5 Configuration:

- Probe: EX3DV4 - SN7329; ConvF(7.47, 7.47, 7.47) @ 2535 MHz; Calibrated: 2018/9/30;
- Sensor-Surface: 1.4mm (Mechanical Surface Detection)
- Electronics: DAE4 Sn772; Calibrated: 2018/9/28
- Phantom: Triple Flat Phantom 5.1C; Type: QD 000 P51 CA; Serial: Serial: 1130
- Measurement SW: DASY52, Version 52.10 (2); SEMCAD X Version 14.6.12 (7470)

Area Scan (161x51x1): Interpolated grid: dx=1.200 mm, dy=1.200 mm
Maximum value of SAR (interpolated) = 0.290 W/kg

Zoom Scan (5x5x7)/Cube 0: Measurement grid: dx=8mm, dy=8mm, dz=5mm
Reference Value = 8.603 V/m; Power Drift = -0.14 dB
Peak SAR (extrapolated) = 0.350 W/kg
SAR(1 g) = 0.181 W/kg; SAR(10 g) = 0.093 W/kg
Maximum value of SAR (measured) = 0.286 W/kg

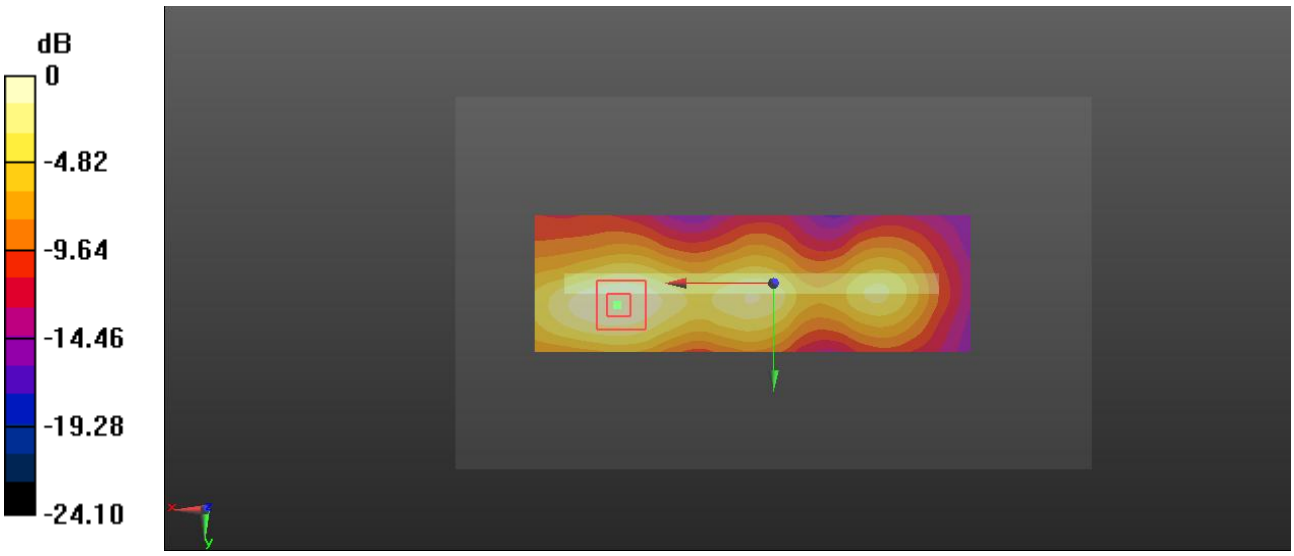

0 dB = 0.286 W/kg = -5.44 dBW/kg

Test Plot 110#: LTE Band 7_Body Top_1RB_Middle

DUT: Mobile phone; Type: KC8; Serial: 19081300121

Communication System: Generic FDD-LTE; Frequency: 2535 MHz;Duty Cycle: 1:1
Medium parameters used: f = 2535 MHz; σ = 2.11 S/m; ε_r = 51.294; ρ = 1000 kg/m^3 ;
Phantom section: Center Section

DASY5 Configuration:

- Probe: EX3DV4 - SN7329; ConvF(7.47, 7.47, 7.47) @ 2535 MHz; Calibrated: 2018/9/30;
- Sensor-Surface: 1.4mm (Mechanical Surface Detection)
- Electronics: DAE4 Sn772; Calibrated: 2018/9/28
- Phantom: Triple Flat Phantom 5.1C; Type: QD 000 P51 CA; Serial: Serial: 1130
- Measurement SW: DASY52, Version 52.10 (2); SEMCAD X Version 14.6.12 (7470)

Area Scan (51x81x1): Interpolated grid: dx=1.200 mm, dy=1.200 mm
Maximum value of SAR (interpolated) = 0.649 W/kg

Zoom Scan (5x5x7)/Cube 0: Measurement grid: dx=8mm, dy=8mm, dz=5mm
Reference Value = 8.558 V/m; Power Drift = -0.10 dB
Peak SAR (extrapolated) = 0.766 W/kg
SAR(1 g) = 0.367 W/kg; SAR(10 g) = 0.162 W/kg
Maximum value of SAR (measured) = 0.612 W/kg



0 dB = 0.612 W/kg = -2.13 dBW/kg

Test Plot 111#: LTE Band 7_Body Top_50%RB_Middle

DUT: Mobile phone; Type: KC8; Serial: 19081300121

Communication System: Generic FDD-LTE; Frequency: 2535 MHz;Duty Cycle: 1:1
Medium parameters used: f = 2535 MHz; σ = 2.11 S/m; ε_r = 51.294; ρ = 1000 kg/m^3 ;
Phantom section: Center Section

DASY5 Configuration:

- Probe: EX3DV4 - SN7329; ConvF(7.47, 7.47, 7.47) @ 2535 MHz; Calibrated: 2018/9/30;
- Sensor-Surface: 1.4mm (Mechanical Surface Detection)
- Electronics: DAE4 Sn772; Calibrated: 2018/9/28
- Phantom: Triple Flat Phantom 5.1C; Type: QD 000 P51 CA; Serial: Serial: 1130
- Measurement SW: DASY52, Version 52.10 (2); SEMCAD X Version 14.6.12 (7470)

Area Scan (51x81x1): Interpolated grid: dx=1.200 mm, dy=1.200 mm
Maximum value of SAR (interpolated) = 0.507 W/kg

Zoom Scan (5x5x7)/Cube 0: Measurement grid: dx=8mm, dy=8mm, dz=5mm
Reference Value = 7.191 V/m; Power Drift = 0.11 dB
Peak SAR (extrapolated) = 0.595 W/kg
SAR(1 g) = 0.286 W/kg; SAR(10 g) = 0.126 W/kg
Maximum value of SAR (measured) = 0.477 W/kg



0 dB = 0.477 W/kg = -3.21 dBW/kg

Test Plot 112#: WLAN 2.4G Mode B_ Head Left Cheek _Mid

DUT: Mobile phone; Type: KC8; Serial: 19081300121

Communication System: IEEE 802.11b WiFi 2.4 GHz; Frequency: 2442 MHz;Duty Cycle: 1:1
Medium parameters used: f = 2442 MHz; σ = 1.796 S/m; ε_r = 40.242; ρ = 1000 kg/m^3
Phantom section: Left Section

DASY5 Configuration:

- Probe: EX3DV4 - SN7329; ConvF(7.62, 7.62, 7.62) @ 2442 MHz; Calibrated: 2018/9/30
- Sensor-Surface: 1.4mm (Mechanical Surface Detection)
- Electronics: DAE4 Sn772; Calibrated: 2018/9/28
- Phantom: Twin SAM; Type: Twin SAM V5.0; Serial: TP:1412
- Measurement SW: DASY52, Version 52.10 (2); SEMCAD X Version 14.6.12 (7470)

Area Scan (161x81x1): Interpolated grid: dx=1.200 mm, dy=1.200 mm
Maximum value of SAR (interpolated) = 0.268 W/kg

Zoom Scan (5x5x7)/Cube 0: Measurement grid: dx=8mm, dy=8mm, dz=5mm
Reference Value = 13.43 V/m; Power Drift = -0.13 dB
Peak SAR (extrapolated) = 0.317 W/kg
SAR(1 g) = 0.131 W/kg; SAR(10 g) = 0.069 W/kg
Maximum value of SAR (measured) = 0.252 W/kg

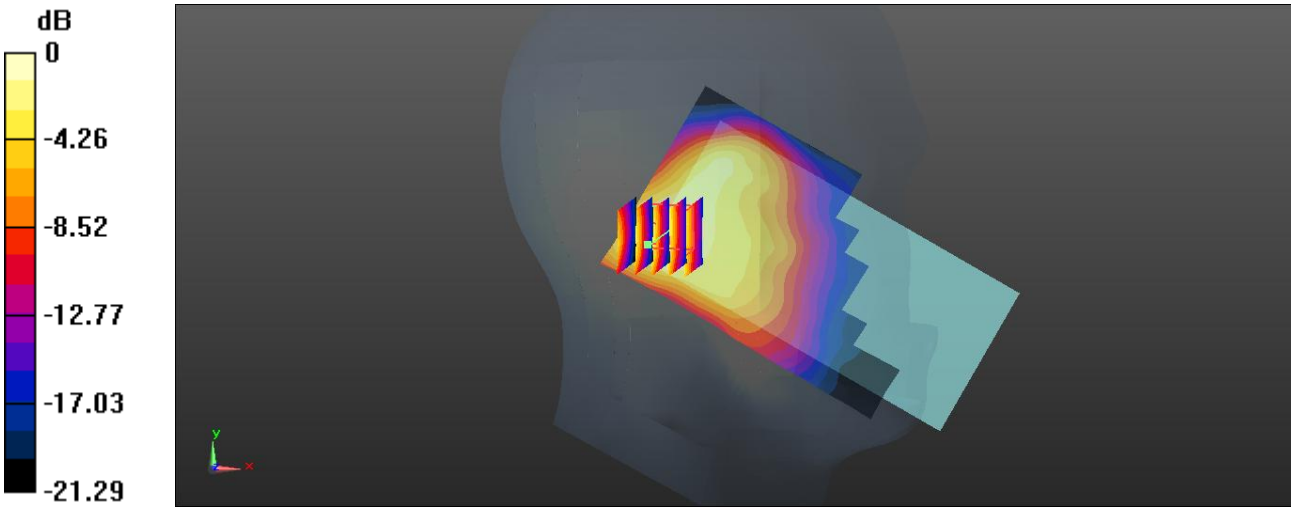

0 dB = 0.252 W/kg = -5.99 dBW/kg

Test Plot 113#: WLAN 2.4G Mode B_ Head Left Tilt _Mid

DUT: Mobile phone; Type: KC8; Serial: 19081300121

Communication System: IEEE 802.11b WiFi 2.4 GHz; Frequency: 2442 MHz;Duty Cycle: 1:1
Medium parameters used: f = 2442 MHz; σ = 1.796 S/m; ε_r = 40.242; ρ = 1000 kg/m^3
Phantom section: Left Section

DASY5 Configuration:

- Probe: EX3DV4 - SN7329; ConvF(7.62, 7.62, 7.62) @ 2442 MHz; Calibrated: 2018/9/30
- Sensor-Surface: 1.4mm (Mechanical Surface Detection)
- Electronics: DAE4 Sn772; Calibrated: 2018/9/28
- Phantom: Twin SAM; Type: Twin SAM V5.0; Serial: TP:1412
- Measurement SW: DASY52, Version 52.10 (2); SEMCAD X Version 14.6.12 (7470)

Area Scan (161x81x1): Interpolated grid: dx=1.200 mm, dy=1.200 mm
Maximum value of SAR (interpolated) = 0.244 W/kg

Zoom Scan (5x5x7)/Cube 0: Measurement grid: dx=8mm, dy=8mm, dz=5mm
Reference Value = 14.19 V/m; Power Drift = 0.04 dB
Peak SAR (extrapolated) = 0.296 W/kg
SAR(1 g) = 0.119 W/kg; SAR(10 g) = 0.062 W/kg
Maximum value of SAR (measured) = 0.232 W/kg

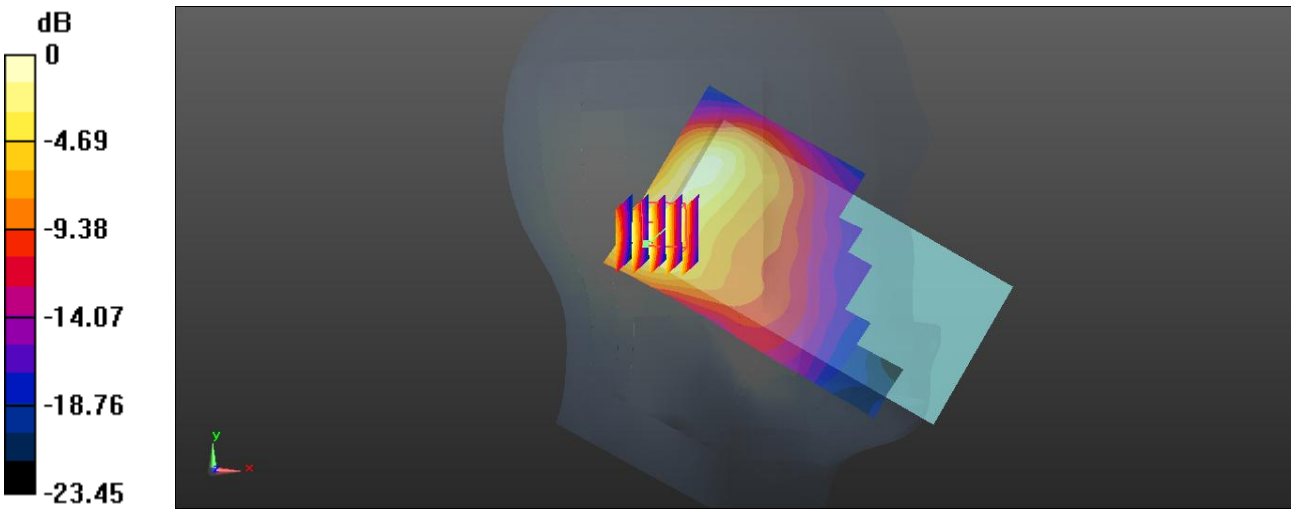

0 dB = 0.232 W/kg = -6.35 dBW/kg

Test Plot 114#: WLAN 2.4G Mode B_ Head Right Cheek _Mid

DUT: Mobile phone; Type: KC8; Serial: 19081300121

Communication System: IEEE 802.11b WiFi 2.4 GHz; Frequency: 2442 MHz;Duty Cycle: 1:1
Medium parameters used: f = 2442 MHz; σ = 1.796 S/m; ε_r = 40.242; ρ = 1000 kg/m^3
Phantom section: Right Section

DASY5 Configuration:

- Probe: EX3DV4 - SN7329; ConvF(7.62, 7.62, 7.62) @ 2442 MHz; Calibrated: 2018/9/30
- Sensor-Surface: 1.4mm (Mechanical Surface Detection)
- Electronics: DAE4 Sn772; Calibrated: 2018/9/28
- Phantom: Twin SAM; Type: Twin SAM V5.0; Serial: TP:1412
- Measurement SW: DASY52, Version 52.10 (2); SEMCAD X Version 14.6.12 (7470)

Area Scan (161x81x1): Interpolated grid: dx=1.200 mm, dy=1.200 mm
Maximum value of SAR (interpolated) = 0.722 W/kg

Zoom Scan (5x5x7)/Cube 0: Measurement grid: dx=8mm, dy=8mm, dz=5mm
Reference Value = 12.52 V/m; Power Drift = -0.08 dB
Peak SAR (extrapolated) = 0.881 W/kg
SAR(1 g) = 0.311 W/kg; SAR(10 g) = 0.147 W/kg
Maximum value of SAR (measured) = 0.674 W/kg

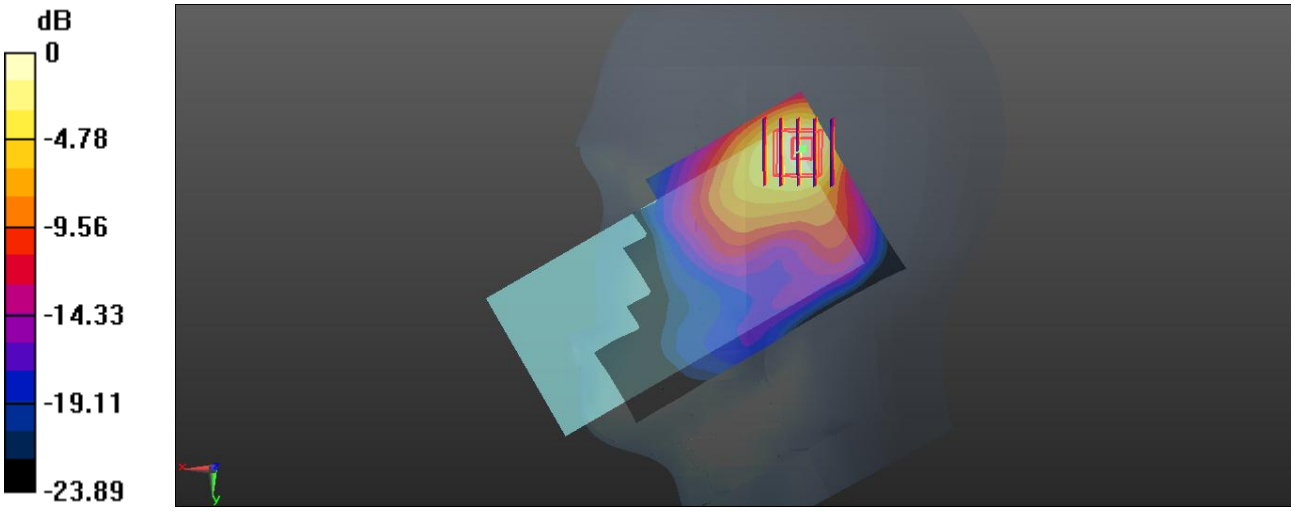

0 dB = 0.674 W/kg = -1.71 dBW/kg

Test Plot 115#: WLAN 2.4G Mode B_ Head Right Tilt _Mid

DUT: Mobile phone; Type: KC8; Serial: 19081300121

Communication System: IEEE 802.11b WiFi 2.4 GHz; Frequency: 2442 MHz;Duty Cycle: 1:1
Medium parameters used: f = 2442 MHz; σ = 1.796 S/m; ε_r = 40.242; ρ = 1000 kg/m^3
Phantom section: Right Section

DASY5 Configuration:

- Probe: EX3DV4 - SN7329; ConvF(7.62, 7.62, 7.62) @ 2442 MHz; Calibrated: 2018/9/30
- Sensor-Surface: 1.4mm (Mechanical Surface Detection)
- Electronics: DAE4 Sn772; Calibrated: 2018/9/28
- Phantom: Twin SAM; Type: Twin SAM V5.0; Serial: TP:1412
- Measurement SW: DASY52, Version 52.10 (2); SEMCAD X Version 14.6.12 (7470)

Area Scan (161x81x1): Interpolated grid: dx=1.200 mm, dy=1.200 mm
Maximum value of SAR (interpolated) = 0.676 W/kg

Zoom Scan (5x5x7)/Cube 0: Measurement grid: dx=8mm, dy=8mm, dz=5mm
Reference Value = 13.41 V/m; Power Drift = -0.09 dB
Peak SAR (extrapolated) = 0.875 W/kg
SAR(1 g) = 0.304 W/kg; SAR(10 g) = 0.138 W/kg
Maximum value of SAR (measured) = 0.623 W/kg

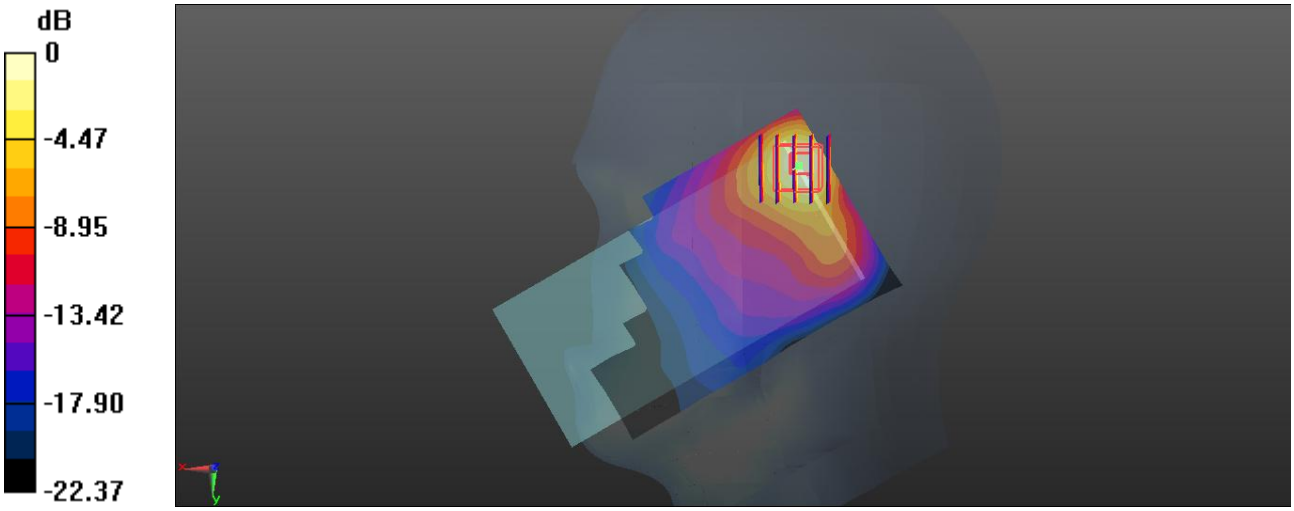

0 dB = 0.623 W/kg = -2.06 dBW/kg

Test Plot 116#: WLAN 2.4G Mode B_ Body Back _Mid

DUT: Mobile phone; Type: KC8; Serial: 19081300121

Communication System: IEEE 802.11b WiFi 2.4 GHz; Frequency: 2442 MHz;Duty Cycle: 1:1
Medium parameters used: f = 2442 MHz; σ = 1.95 S/m; ε_r = 54.41; ρ = 1000 kg/m^3
Phantom section: Center Section

DASY5 Configuration:

- Probe: EX3DV4 - SN7329; ConvF(7.47, 7.47, 7.47) @ 2442 MHz; Calibrated: 2018/9/30
- Sensor-Surface: 1.4mm (Mechanical Surface Detection)
- Electronics: DAE4 Sn772; Calibrated: 2018/9/28
- Phantom: Triple Flat Phantom 5.1C; Type: QD 000 P51 CA; Serial: 1130
- Measurement SW: DASY52, Version 52.10 (2); SEMCAD X Version 14.6.12 (7470)

Area Scan (161x81x1): Interpolated grid: dx=1.200 mm, dy=1.200 mm
Maximum value of SAR (interpolated) = 0.299 W/kg

Zoom Scan (5x5x7)/Cube 0: Measurement grid: dx=8mm, dy=8mm, dz=5mm
Reference Value = 3.789 V/m; Power Drift = 0.13 dB
Peak SAR (extrapolated) = 0.382 W/kg
SAR(1 g) = 0.141 W/kg; SAR(10 g) = 0.062 W/kg
Maximum value of SAR (measured) = 0.303 W/kg



0 dB = 0.303 W/kg = -5.19 dBW/kg

Test Plot 117#: WLAN 2.4G Mode B_ Body Left _Mid

DUT: Mobile phone; Type: KC8; Serial: 19081300121

Communication System: IEEE 802.11b WiFi 2.4 GHz; Frequency: 2442 MHz;Duty Cycle: 1:1
Medium parameters used: f = 2442 MHz; σ = 1.95 S/m; ε_r = 54.41; ρ = 1000 kg/m^3
Phantom section: Center Section

DASY5 Configuration:

- Probe: EX3DV4 - SN7329; ConvF(7.47, 7.47, 7.47) @ 2442 MHz; Calibrated: 2018/9/30
- Sensor-Surface: 1.4mm (Mechanical Surface Detection)
- Electronics: DAE4 Sn772; Calibrated: 2018/9/28
- Phantom: Triple Flat Phantom 5.1C; Type: QD 000 P51 CA; Serial: 1130
- Measurement SW: DASY52, Version 52.10 (2); SEMCAD X Version 14.6.12 (7470)

Area Scan (161x51x1): Interpolated grid: dx=1.200 mm, dy=1.200 mm
Maximum value of SAR (interpolated) = 0.0720 W/kg

Zoom Scan (5x5x7)/Cube 0: Measurement grid: dx=8mm, dy=8mm, dz=5mm
Reference Value = 4.879 V/m; Power Drift = -0.12 dB
Peak SAR (extrapolated) = 0.0850 W/kg
SAR(1 g) = 0.034 W/kg; SAR(10 g) = 0.018 W/kg
Maximum value of SAR (measured) = 0.0680 W/kg

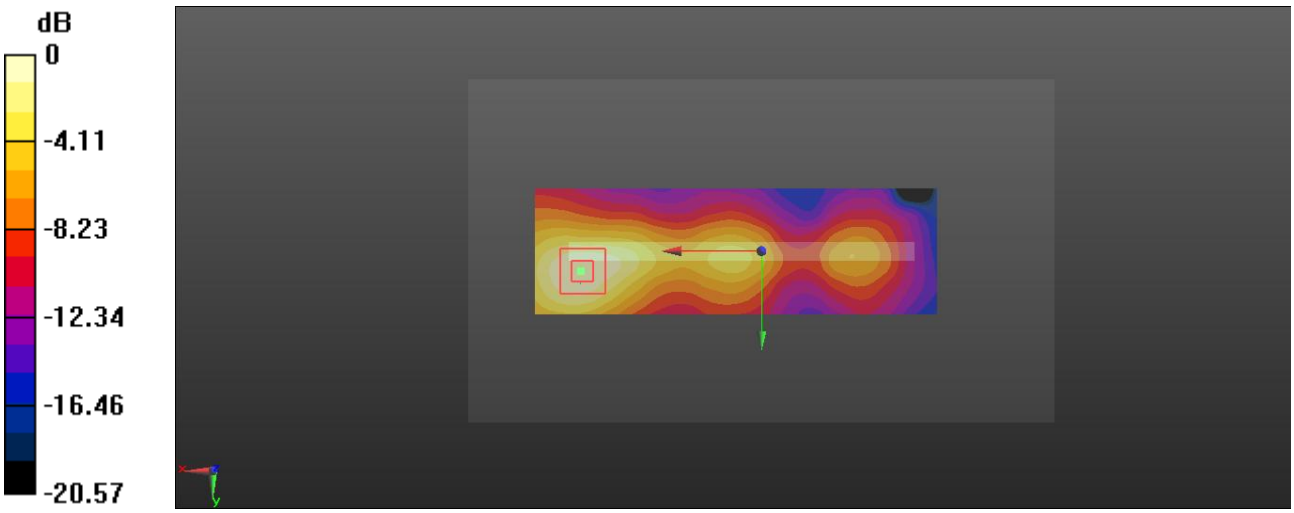

0 dB = 0.0680 W/kg = -11.67 dBW/kg

Test Plot 118#: WLAN 2.4G Mode B_ Body Top _Mid

DUT: Mobile phone; Type: KC8; Serial: 19081300121

Communication System: IEEE 802.11b WiFi 2.4 GHz; Frequency: 2442 MHz;Duty Cycle: 1:1
Medium parameters used: f = 2442 MHz; σ = 1.95 S/m; ε_r = 54.41; ρ = 1000 kg/m^3
Phantom section: Center Section

DASY5 Configuration:

- Probe: EX3DV4 - SN7329; ConvF(7.47, 7.47, 7.47) @ 2442 MHz; Calibrated: 2018/9/30
- Sensor-Surface: 1.4mm (Mechanical Surface Detection)
- Electronics: DAE4 Sn772; Calibrated: 2018/9/28
- Phantom: Triple Flat Phantom 5.1C; Type: QD 000 P51 CA; Serial: 1130
- Measurement SW: DASY52, Version 52.10 (2); SEMCAD X Version 14.6.12 (7470)

Area Scan (51x81x1): Interpolated grid: dx=1.200 mm, dy=1.200 mm
Maximum value of SAR (interpolated) = 0.153 W/kg

Zoom Scan (5x5x7)/Cube 0: Measurement grid: dx=8mm, dy=8mm, dz=5mm
Reference Value = 7.922 V/m; Power Drift = -0.11 dB
Peak SAR (extrapolated) = 0.181 W/kg
SAR(1 g) = 0.071 W/kg; SAR(10 g) = 0.033 W/kg
Maximum value of SAR (measured) = 0.149 W/kg

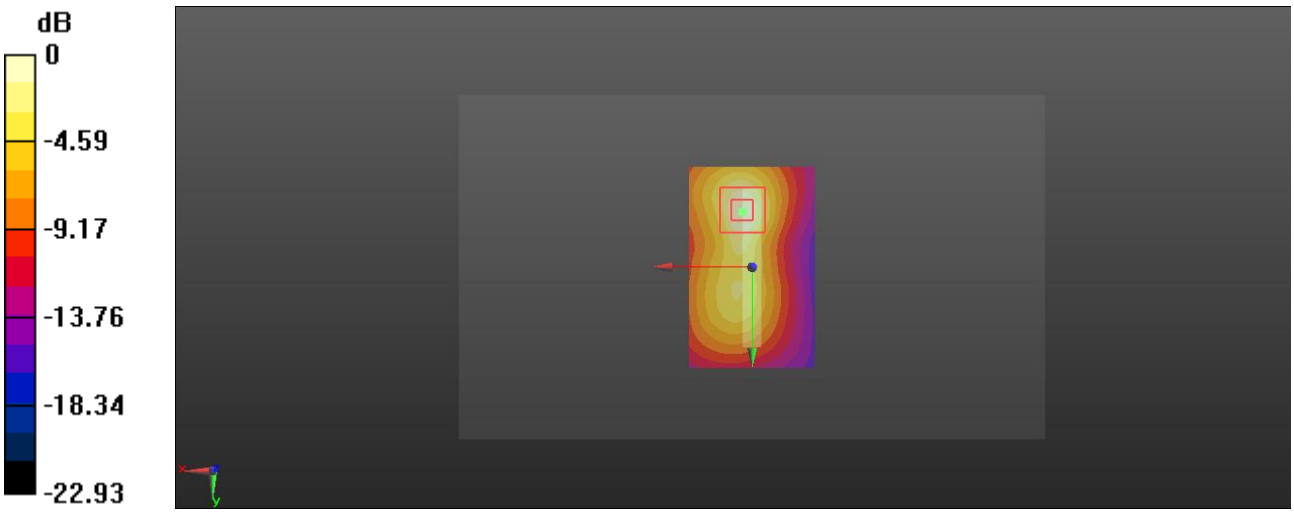

0 dB = 0.149 W/kg = -8.27 dBW/kg

Test Plot 119#: Bluetooth_GFSK_DH5_ Head Left Cheek _Mid

DUT: Mobile phone; Type: KC8; Serial: 19081300121

Communication System: Bluetooth(GFSK,DH5); Frequency: 2441 MHz;Duty Cycle: 1:1.27
Medium parameters used: f = 2441 MHz; σ = 1.778 S/m; ε_r = 40.307; ρ = 1000 kg/m^3
Phantom section: Left Section

DASY5 Configuration:

- Probe: EX3DV4 - SN7329; ConvF(7.62, 7.62, 7.62) @ 2441 MHz; Calibrated: 2018/9/30
- Sensor-Surface: 1.4mm (Mechanical Surface Detection)
- Electronics: DAE4 Sn772; Calibrated: 2018/9/28
- Phantom: Twin SAM; Type: Twin SAM V5.0; Serial: TP:1412
- Measurement SW: DASY52, Version 52.10 (2); SEMCAD X Version 14.6.12 (7470)

Area Scan (161x81x1): Interpolated grid: dx=1.200 mm, dy=1.200 mm
Maximum value of SAR (interpolated) = 0.0611 W/kg

Zoom Scan (5x5x7)/Cube 0: Measurement grid: dx=8mm, dy=8mm, dz=5mm
Reference Value = 4.566 V/m; Power Drift = -0.13 dB
Peak SAR (extrapolated) = 0.0740 W/kg
SAR(1 g) = 0.036 W/kg; SAR(10 g) = 0.019 W/kg
Maximum value of SAR (measured) = 0.0560 W/kg

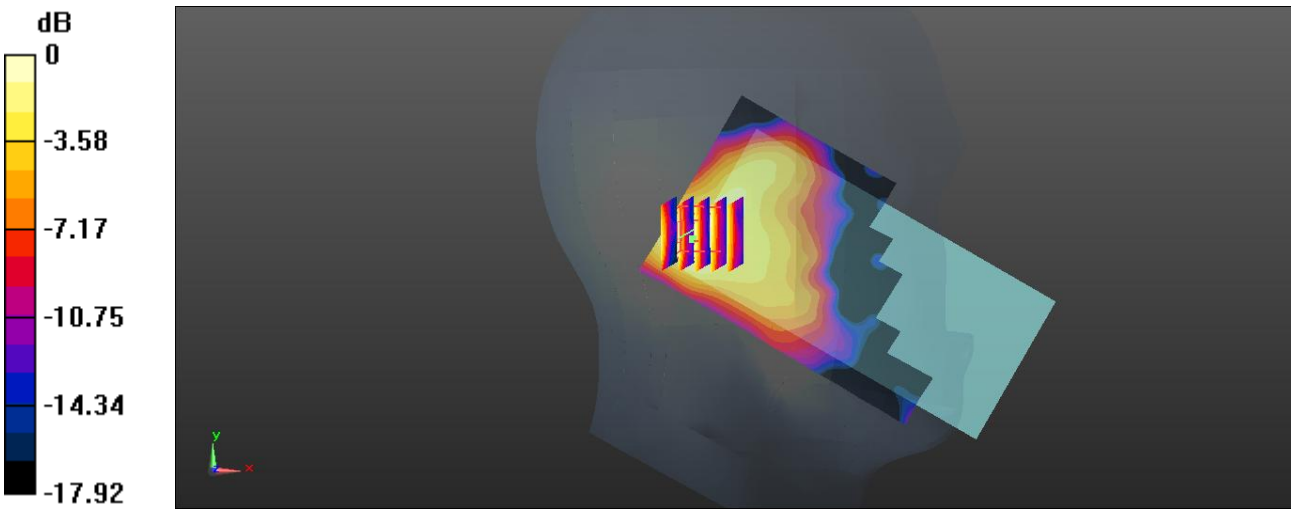

0 dB = 0.0560 W/kg = -12.52 dBW/kg

Test Plot 120#: Bluetooth_GFSK_DH5_ Head Left Tilt _Mid

DUT: Mobile phone; Type: KC8; Serial: 19081300121

Communication System: Bluetooth(GFSK,DH5); Frequency: 2441 MHz;Duty Cycle: 1:1.27
Medium parameters used: f = 2441 MHz; σ = 1.778 S/m; ε_r = 40.307; ρ = 1000 kg/m^3
Phantom section: Left Section

DASY5 Configuration:

- Probe: EX3DV4 - SN7329; ConvF(7.62, 7.62, 7.62) @ 2441 MHz; Calibrated: 2018/9/30
- Sensor-Surface: 1.4mm (Mechanical Surface Detection)
- Electronics: DAE4 Sn772; Calibrated: 2018/9/28
- Phantom: Twin SAM; Type: Twin SAM V5.0; Serial: TP:1412
- Measurement SW: DASY52, Version 52.10 (2); SEMCAD X Version 14.6.12 (7470)

Area Scan (161x81x1): Interpolated grid: dx=1.200 mm, dy=1.200 mm
Maximum value of SAR (interpolated) = 0.0653 W/kg

Zoom Scan (5x5x7)/Cube 0: Measurement grid: dx=8mm, dy=8mm, dz=5mm
Reference Value = 4.308 V/m; Power Drift = 0.07 dB
Peak SAR (extrapolated) = 0.0780 W/kg
SAR(1 g) = 0.039 W/kg; SAR(10 g) = 0.020 W/kg
Maximum value of SAR (measured) = 0.0622 W/kg

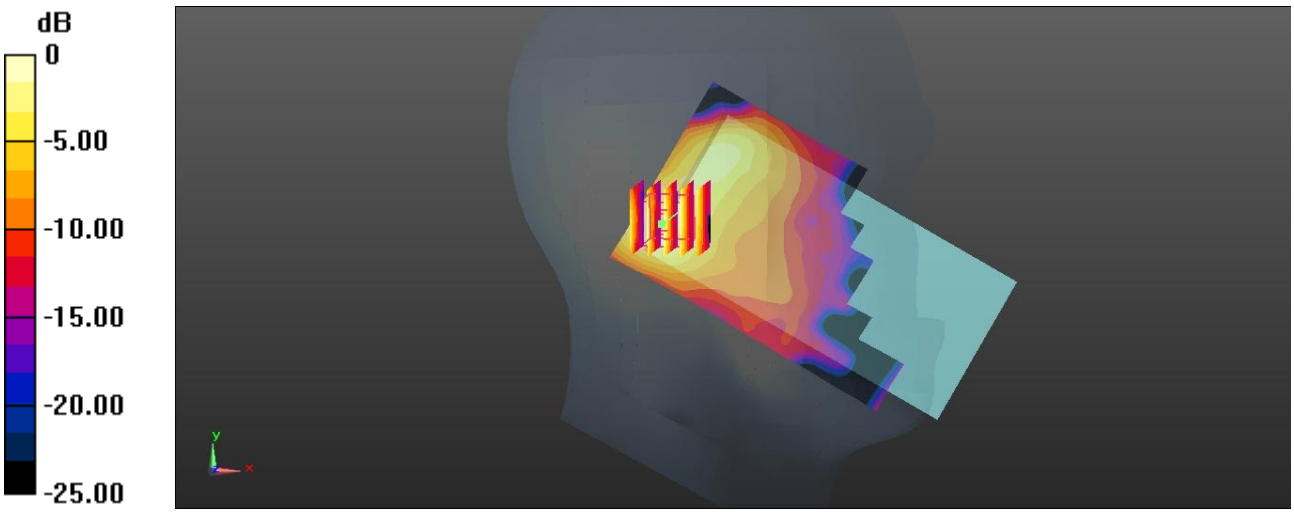

0 dB = 0.0622 W/kg = -12.06 dBW/kg

Test Plot 121#: Bluetooth_GFSK_DH5_ Head Right Cheek_ Mid

DUT: Mobile phone; Type: KC8; Serial: 19081300121

Communication System: Bluetooth(GFSK,DH5); Frequency: 2441 MHz;Duty Cycle: 1:1.27
Medium parameters used: f = 2441 MHz; σ = 1.778 S/m; ε_r = 40.307; ρ = 1000 kg/m^3
Phantom section: Right Section

DASY5 Configuration:

- Probe: EX3DV4 - SN7329; ConvF(7.62, 7.62, 7.62) @ 2441 MHz; Calibrated: 2018/9/30
- Sensor-Surface: 1.4mm (Mechanical Surface Detection)
- Electronics: DAE4 Sn772; Calibrated: 2018/9/28
- Phantom: Twin SAM; Type: Twin SAM V5.0; Serial: TP:1412
- Measurement SW: DASY52, Version 52.10 (2); SEMCAD X Version 14.6.12 (7470)

Area Scan (161x81x1): Interpolated grid: dx=1.200 mm, dy=1.200 mm
Maximum value of SAR (interpolated) = 0.146 W/kg

Zoom Scan (5x5x7)/Cube 0: Measurement grid: dx=8mm, dy=8mm, dz=5mm
Reference Value = 4.765 V/m; Power Drift = 0.05 dB
Peak SAR (extrapolated) = 0.190 W/kg
SAR(1 g) = 0.081 W/kg; SAR(10 g) = 0.038 W/kg
Maximum value of SAR (measured) = 0.138 W/kg

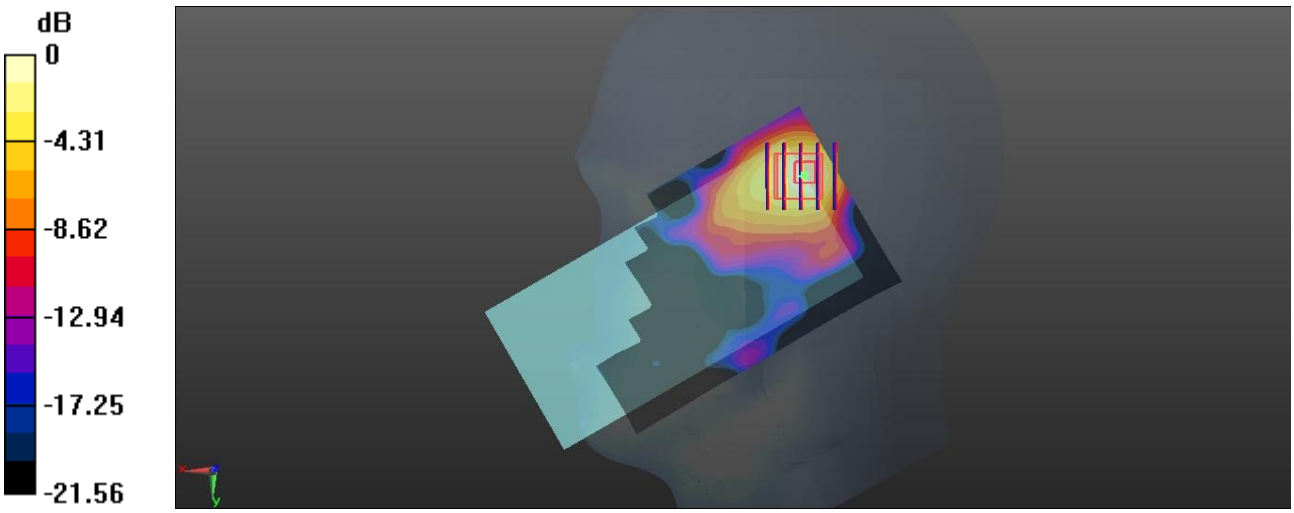

0 dB = 0.138 W/kg = -8.60 dBW/kg

Test Plot 122#: Bluetooth_GFSK_DH5_ Head Right Tilt _Mid

DUT: Mobile phone; Type: KC8; Serial: 19081300121

Communication System: Bluetooth(GFSK,DH5); Frequency: 2441 MHz;Duty Cycle: 1:1.27
Medium parameters used: f = 2441 MHz; σ = 1.778 S/m; ε_r = 40.307; ρ = 1000 kg/m^3
Phantom section: Right Section

DASY5 Configuration:

- Probe: EX3DV4 - SN7329; ConvF(7.62, 7.62, 7.62) @ 2441 MHz; Calibrated: 2018/9/30
- Sensor-Surface: 1.4mm (Mechanical Surface Detection)
- Electronics: DAE4 Sn772; Calibrated: 2018/9/28
- Phantom: Twin SAM; Type: Twin SAM V5.0; Serial: TP:1412
- Measurement SW: DASY52, Version 52.10 (2); SEMCAD X Version 14.6.12 (7470)

Area Scan (161x81x1): Interpolated grid: dx=1.200 mm, dy=1.200 mm
Maximum value of SAR (interpolated) = 0.154 W/kg

Bluetooth_GFSK_DH5 Mid/Zoom Scan (5x5x7)/Cube 0: Measurement grid: dx=8mm, dy=8mm, dz=5mm
Reference Value = 4.972 V/m; Power Drift = -0.16 dB
Peak SAR (extrapolated) = 0.190 W/kg
SAR(1 g) = 0.082 W/kg; SAR(10 g) = 0.037 W/kg
Maximum value of SAR (measured) = 0.145 W/kg

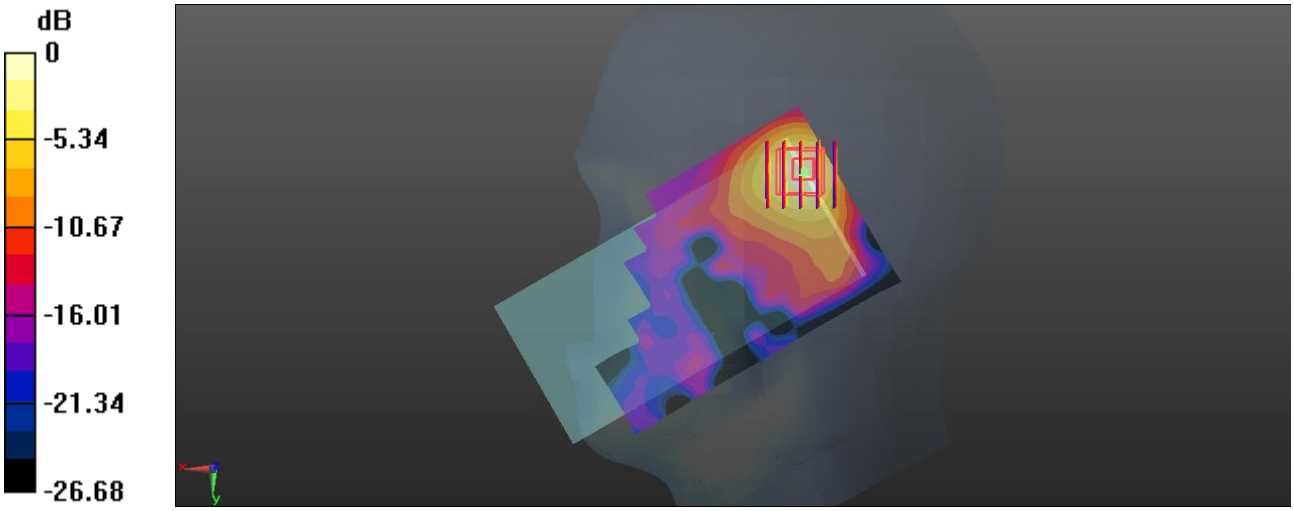

0 dB = 0.145 W/kg = -8.39 dBW/kg

Test Plot 123#: Bluetooth_GFSK_DH5_ Body Back _Mid

DUT: Mobile phone; Type: KC8; Serial: 19081300121

Communication System: Bluetooth(GFSK,DH5); Frequency: 2441 MHz;Duty Cycle: 1:1.27
Medium parameters used: f = 2441 MHz; σ = 1.986 S/m; ε_r = 54.422; ρ = 1000 kg/m^3
Phantom section: Center Section

DASY5 Configuration:

- Probe: EX3DV4 - SN7329; ConvF(7.47, 7.47, 7.47) @ 2441 MHz; Calibrated: 2018/9/30
- Sensor-Surface: 1.4mm (Mechanical Surface Detection)
- Electronics: DAE4 Sn772; Calibrated: 2018/9/28
- Phantom: Triple Flat Phantom 5.1C; Type: QD 000 P51 CA; Serial: 1130
- Measurement SW: DASY52, Version 52.10 (2); SEMCAD X Version 14.6.12 (7470)

Area Scan (161x81x1): Interpolated grid: dx=1.200 mm, dy=1.200 mm
Maximum value of SAR (interpolated) = 0.115 W/kg

Zoom Scan (5x5x7)/Cube 0: Measurement grid: dx=8mm, dy=8mm, dz=5mm
Reference Value = 1.261 V/m; Power Drift = -0.10 dB
Peak SAR (extrapolated) = 0.146 W/kg
SAR(1 g) = 0.061 W/kg; SAR(10 g) = 0.026 W/kg
Maximum value of SAR (measured) = 0.115 W/kg

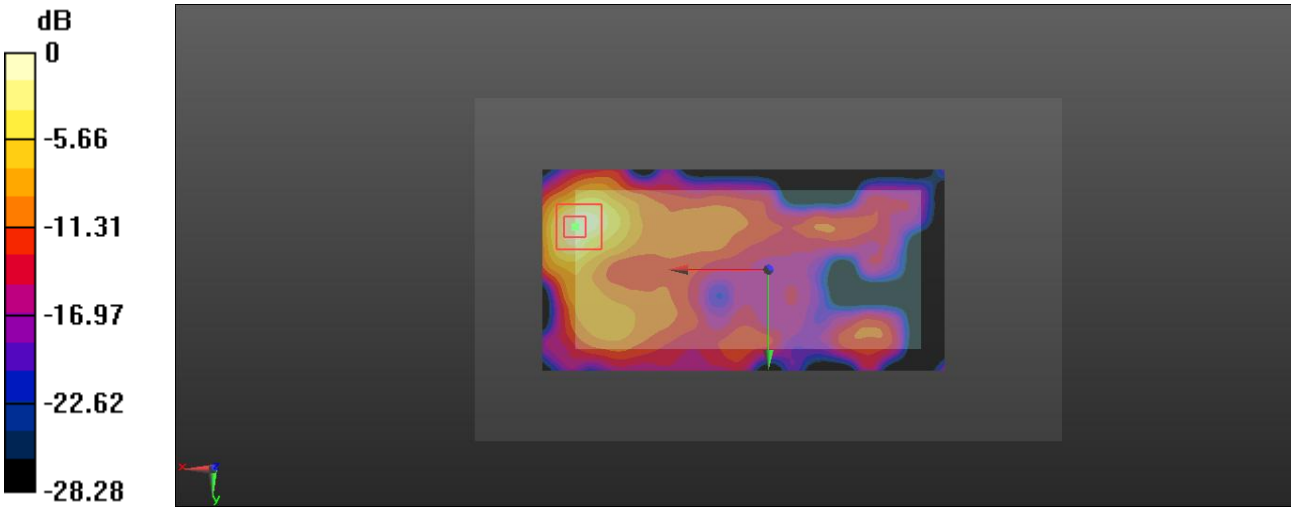

0 dB = 0.115 W/kg = -9.39 dBW/kg