A.7 Field Strength of Spurious Radiation

1. GSM

1.1 GSM 850

Band:GSM850,Channel:Low range

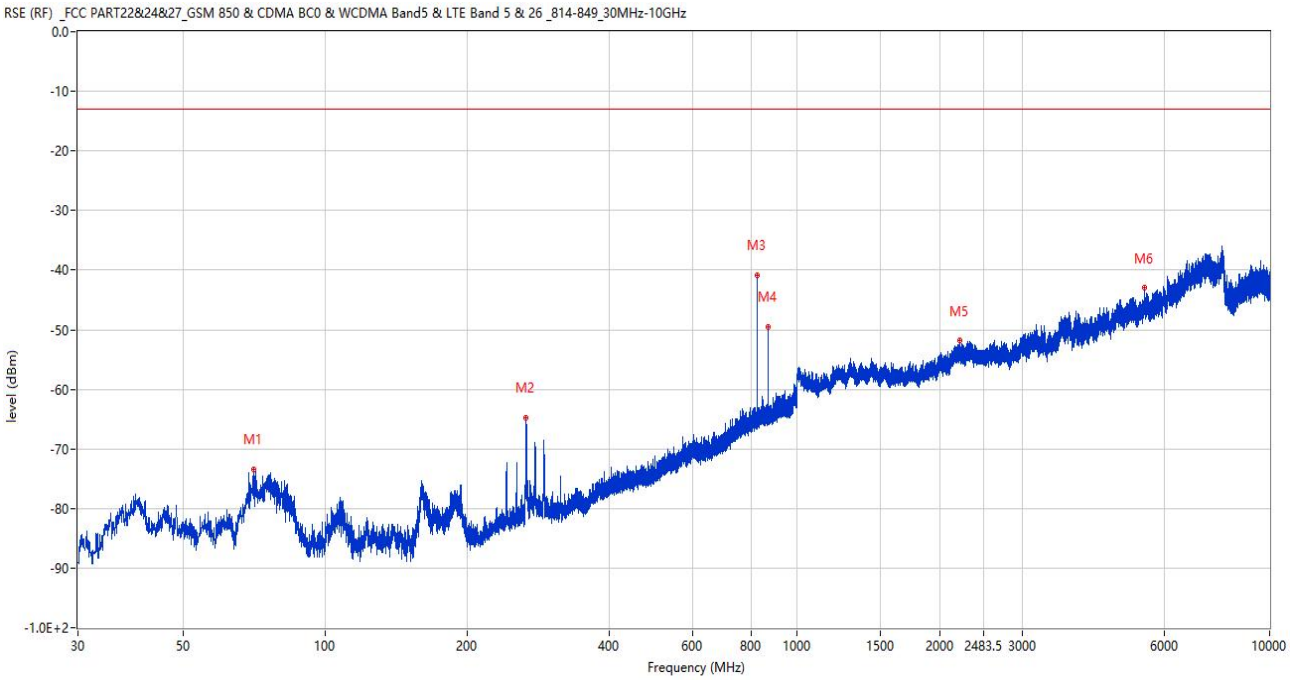

Frequency (MHz)	Result (dBm)	Factor (dB)	Limit (dBm)	Margin (dB)	Table (o)	ANT	EUT	Verdict
70.837	-73.38	-17.39	-13.0	60.38	351.00	Vertical	Horizontal	Pass
266.632	-64.74	-10.94	-13.0	51.74	138.00	Vertical	Horizontal	Pass
824.284	-40.85	5.38	-13.0	27.85	98.00	Vertical	Horizontal	N/A
869.244	-49.44	5.40	-13.0	36.44	246.00	Vertical	Horizontal	N/A
2208.500	-51.73	0.43	-13.0	38.73	136.00	Vertical	Horizontal	Pass
5432.500	-42.92	11.37	-13.0	29.92	79.00	Vertical	Horizontal	Pass

Band:GSM850,Channel:Low range

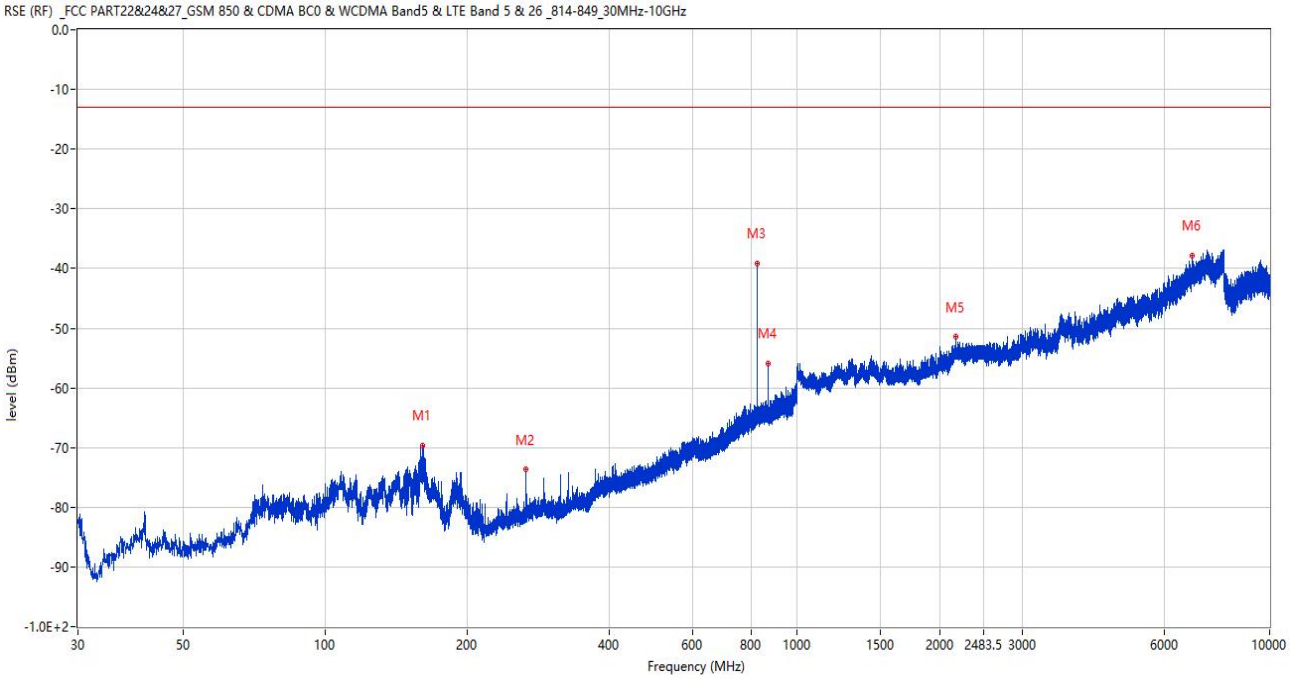

Frequency (MHz)	Result (dBm)	Factor (dB)	Limit (dBm)	Margin (dB)	Table (o)	ANT	EUT	Verdict
161.290	-69.62	-17.90	-13.0	56.62	294.00	Horizontal	Horizontal	Pass
266.728	-73.68	-10.94	-13.0	60.68	117.00	Horizontal	Horizontal	Pass
824.236	-39.09	5.38	-13.0	26.09	0.00	Horizontal	Horizontal	N/A
869.098	-56.01	5.40	-13.0	43.01	125.00	Horizontal	Horizontal	N/A
2168.900	-51.39	0.24	-13.0	38.39	320.00	Horizontal	Horizontal	Pass
6862.000	-37.81	16.77	-13.0	24.81	134.00	Horizontal	Horizontal	Pass

Band:GSM850,Channel:Mid Range

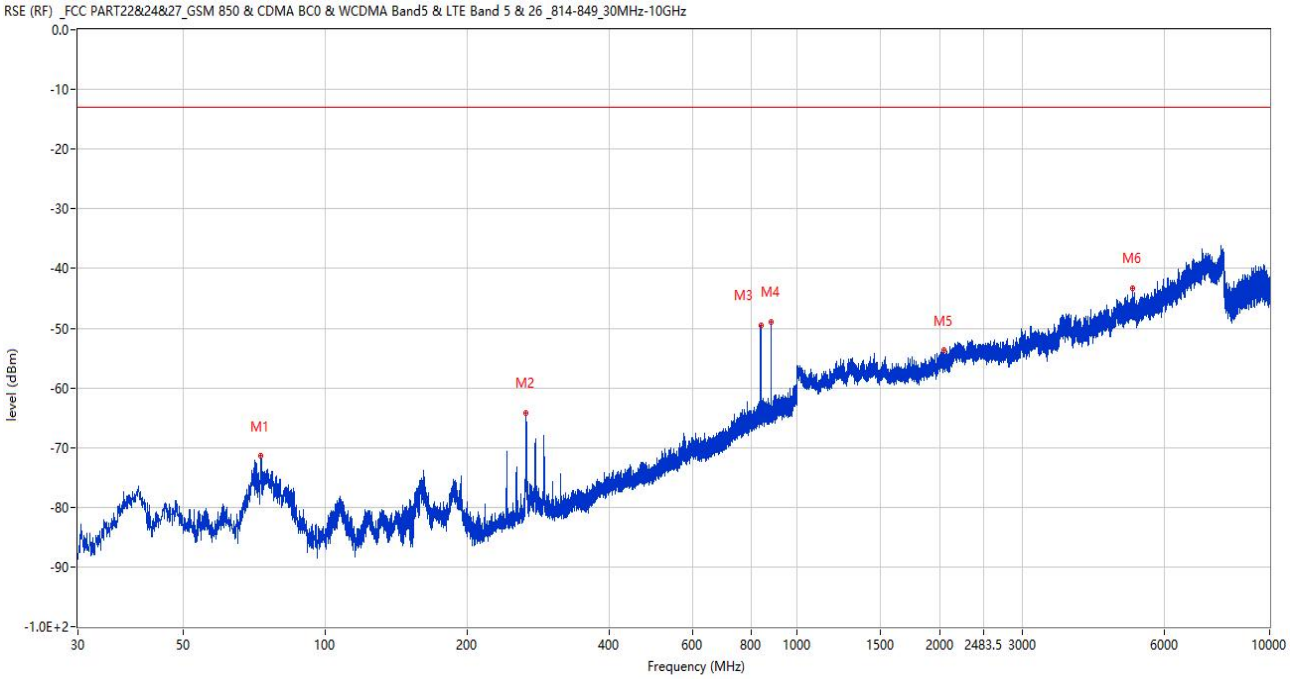

Frequency (MHz)	Result (dBm)	Factor (dB)	Limit (dBm)	Margin (dB)	Table (o)	ANT	EUT	Verdict
73.262	-71.39	-18.04	-13.0	58.39	53.00	Vertical	Horizontal	Pass
266.680	-64.21	-10.94	-13.0	51.21	304.00	Vertical	Horizontal	Pass
836.652	-49.62	5.71	-13.0	36.62	103.00	Vertical	Horizontal	N/A
881.563	-48.93	5.76	-13.0	35.93	228.00	Vertical	Horizontal	N/A
2039.100	-53.74	-1.61	-13.0	40.74	360.00	Vertical	Horizontal	Pass
5117.250	-43.24	11.10	-13.0	30.24	104.00	Vertical	Horizontal	Pass

Band:GSM850,Channel:Mid Range

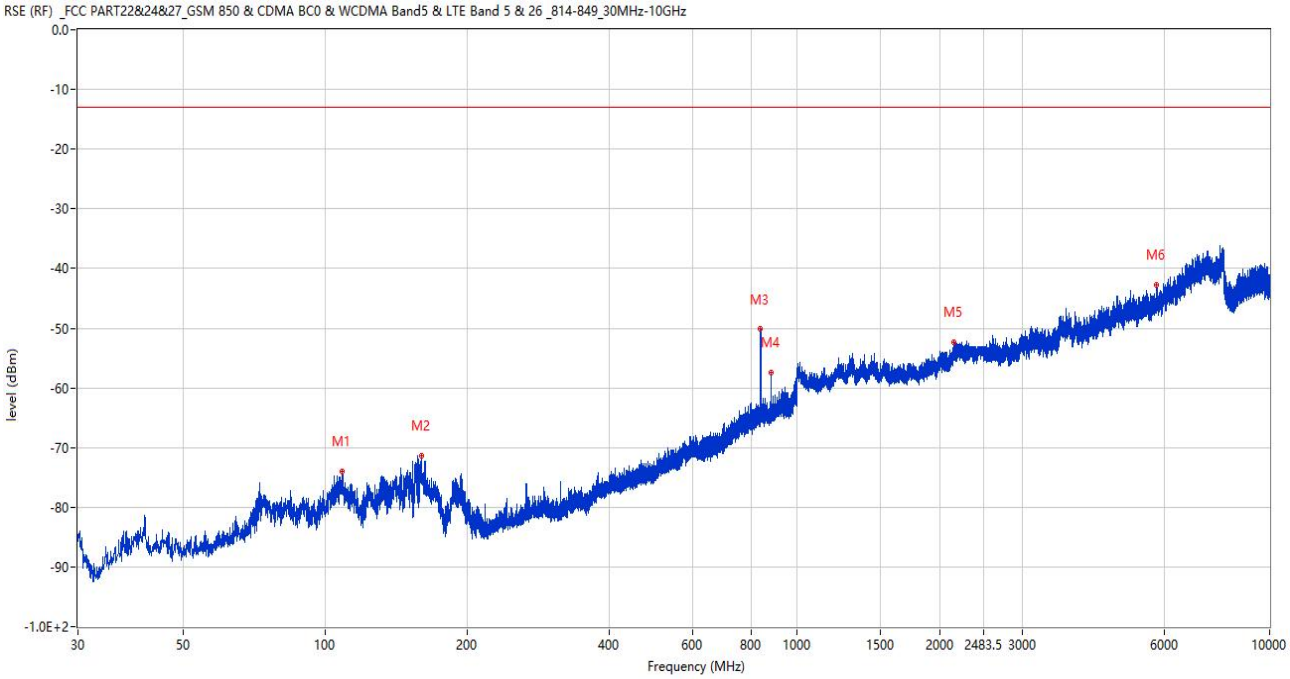

Frequency (MHz)	Result (dBm)	Factor (dB)	Limit (dBm)	Margin (dB)	Table (o)	ANT	EUT	Verdict
108.861	-74.02	-17.46	-13.0	61.02	173.00	Horizontal	Horizontal	Pass
160.077	-71.38	-18.10	-13.0	58.38	263.00	Horizontal	Horizontal	Pass
836.604	-50.14	5.71	-13.0	37.14	76.00	Horizontal	Horizontal	N/A
881.612	-57.45	5.76	-13.0	44.45	145.00	Horizontal	Horizontal	N/A
2150.100	-52.26	-0.02	-13.0	39.26	358.00	Horizontal	Horizontal	Pass
5768.250	-42.67	12.61	-13.0	29.67	24.00	Horizontal	Horizontal	Pass

Band:GSM850,Channel:High Range

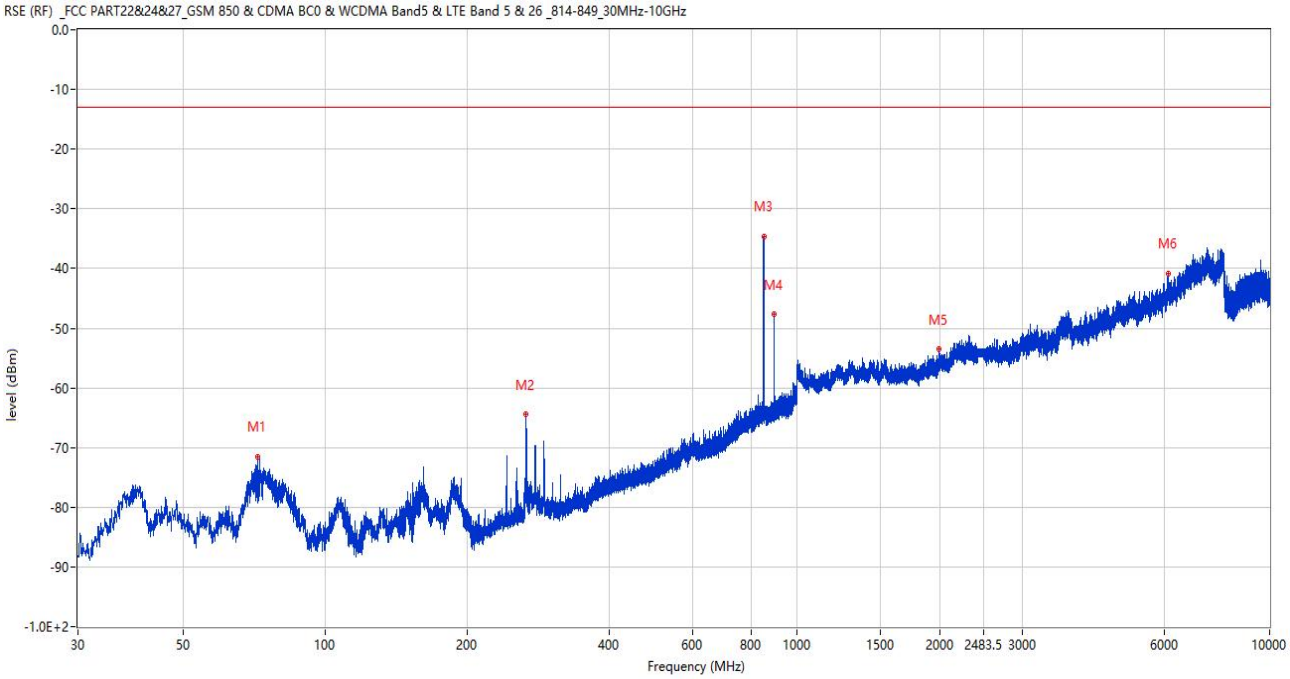

Frequency (MHz)	Result (dBm)	Factor (dB)	Limit (dBm)	Margin (dB)	Table (o)	ANT	EUT	Verdict
72.098	-71.54	-17.86	-13.0	58.54	27.00	Vertical	Horizontal	Pass
266.680	-64.43	-10.94	-13.0	51.43	314.00	Vertical	Horizontal	Pass
848.874	-34.62	5.80	-13.0	21.62	34.00	Vertical	Horizontal	N/A
893.737	-47.67	6.36	-13.0	34.67	242.00	Vertical	Horizontal	N/A
1996.400	-53.55	-2.01	-13.0	40.55	292.00	Vertical	Horizontal	Pass
6116.000	-40.80	13.37	-13.0	27.80	219.00	Vertical	Horizontal	Pass

Band:GSM850,Channel:High Range

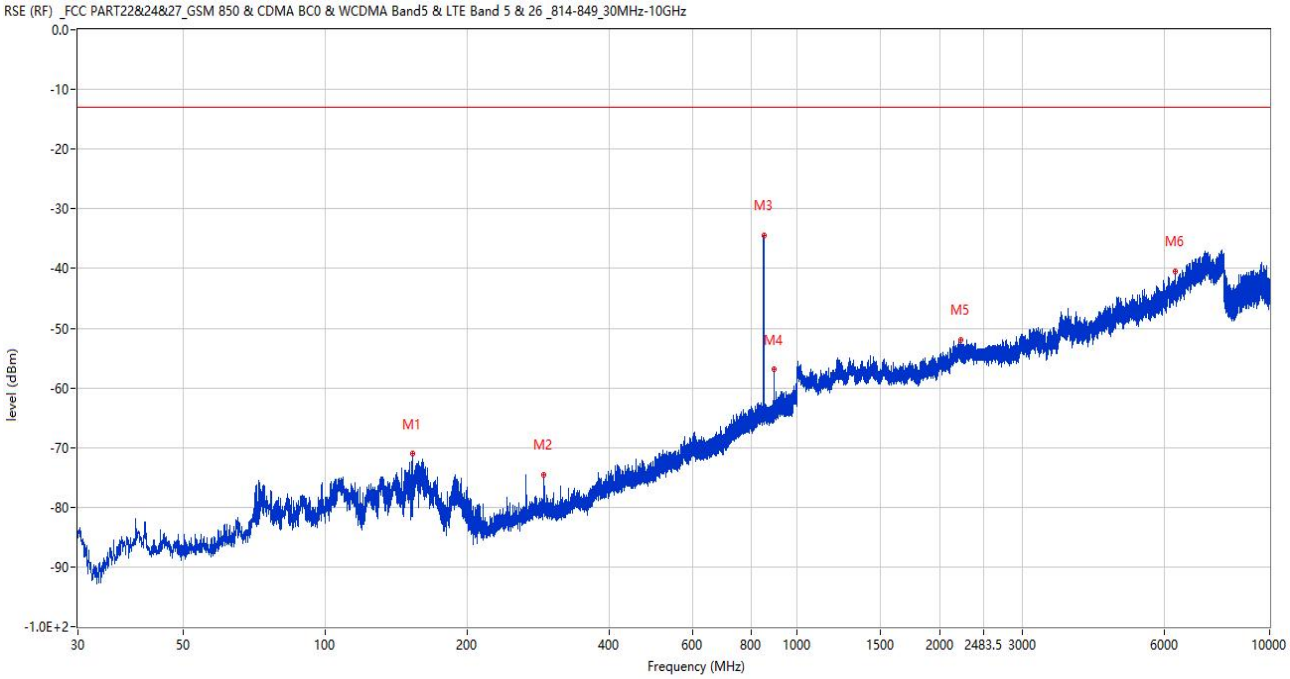

Frequency (MHz)	Result (dBm)	Factor (dB)	Limit (dBm)	Margin (dB)	Table (o)	ANT	EUT	Verdict
153.578	-71.09	-19.37	-13.0	58.09	291.00	Horizontal	Horizontal	Pass
290.882	-74.55	-9.92	-13.0	61.55	135.00	Horizontal	Horizontal	Pass
848.874	-34.44	5.80	-13.0	21.44	249.00	Horizontal	Horizontal	N/A
893.737	-56.89	6.36	-13.0	43.89	117.00	Horizontal	Horizontal	N/A
2215.200	-51.89	0.48	-13.0	38.89	143.00	Horizontal	Horizontal	Pass
6312.250	-40.57	13.95	-13.0	27.57	137.00	Horizontal	Horizontal	Pass

1.2 GSM 1900

Band:GSM1900,Channel:Low Range

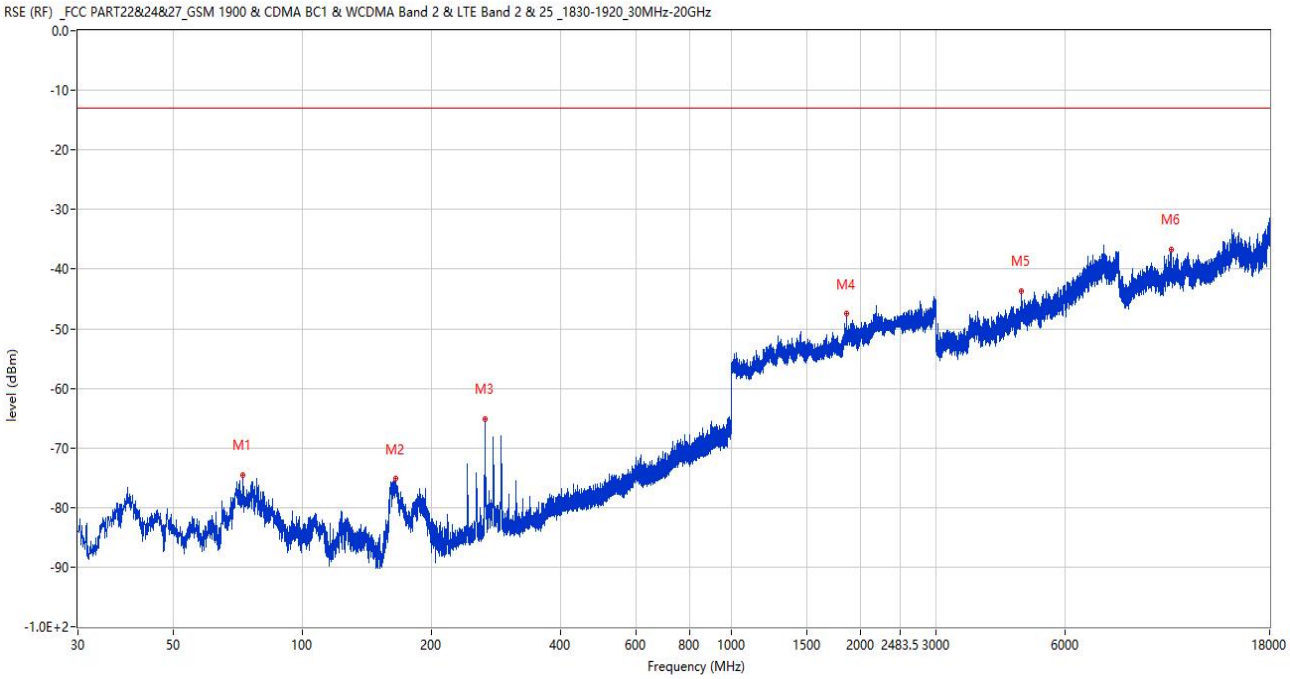

Frequency (MHz)	Result (dBm)	Factor (dB)	Limit (dBm)	Margin (dB)	Table (o)	ANT	EUT	Verdict
72.826	-74.49	-19.14	-13.0	61.49	33.00	Vertical	Horizontal	Pass
165.218	-75.15	-19.21	-13.0	62.15	241.00	Vertical	Horizontal	Pass
266.728	-65.09	-13.63	-13.0	52.09	316.00	Vertical	Horizontal	Pass
1860.800	-47.55	3.32	-13.0	34.55	125.00	Vertical	Horizontal	N/A
4750.250	-43.69	11.23	-13.0	30.69	82.00	Vertical	Horizontal	Pass
10593.800	-36.69	17.36	-13.0	23.69	239.00	Vertical	Horizontal	Pass

Band:GSM1900,Channel:Low Range

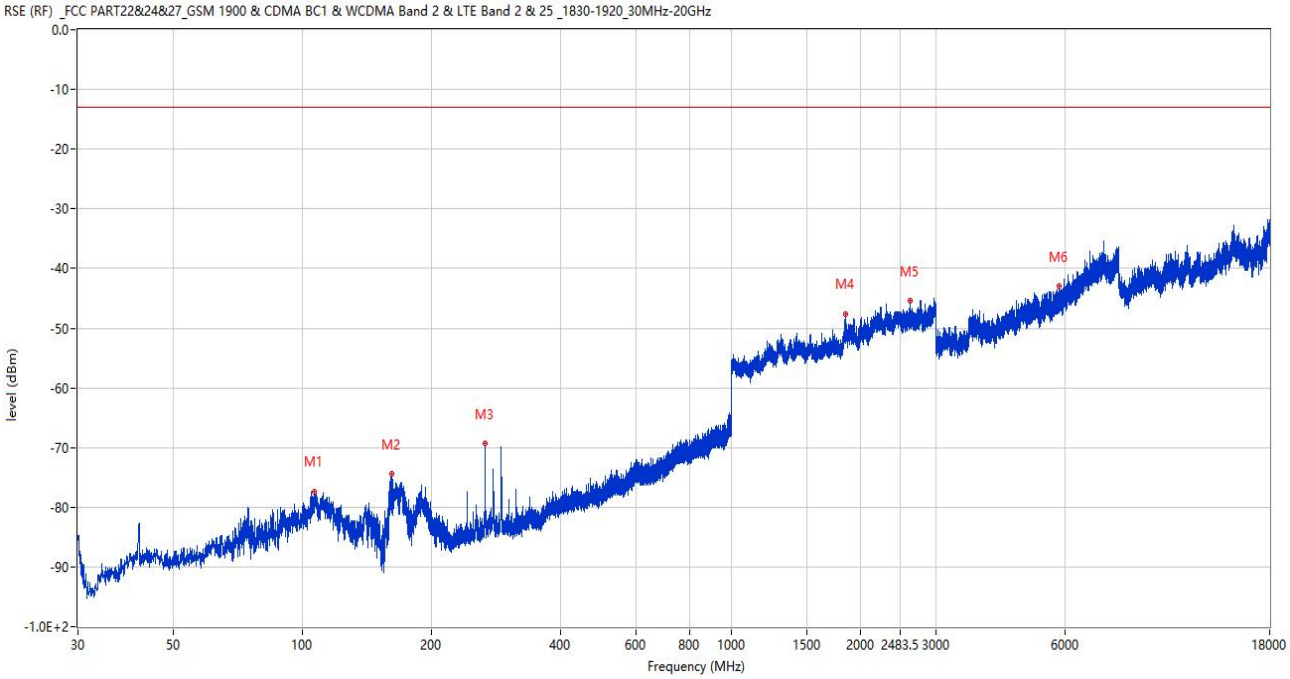

Frequency (MHz)	Result (dBm)	Factor (dB)	Limit (dBm)	Margin (dB)	Table (o)	ANT	EUT	Verdict
106.727	-77.40	-18.85	-13.0	64.40	149.00	Horizontal	Horizontal	Pass
161.338	-74.44	-19.80	-13.0	61.44	279.00	Horizontal	Horizontal	Pass
266.728	-69.36	-13.63	-13.0	56.36	102.00	Horizontal	Horizontal	Pass
1850.000	-47.56	3.25	-13.0	34.56	44.00	Horizontal	Horizontal	N/A
2613.100	-45.38	6.48	-13.0	32.38	345.00	Horizontal	Horizontal	Pass
5801.750	-42.96	11.61	-13.0	29.96	169.00	Horizontal	Horizontal	Pass

Band:GSM1900,Channel:Mid Range

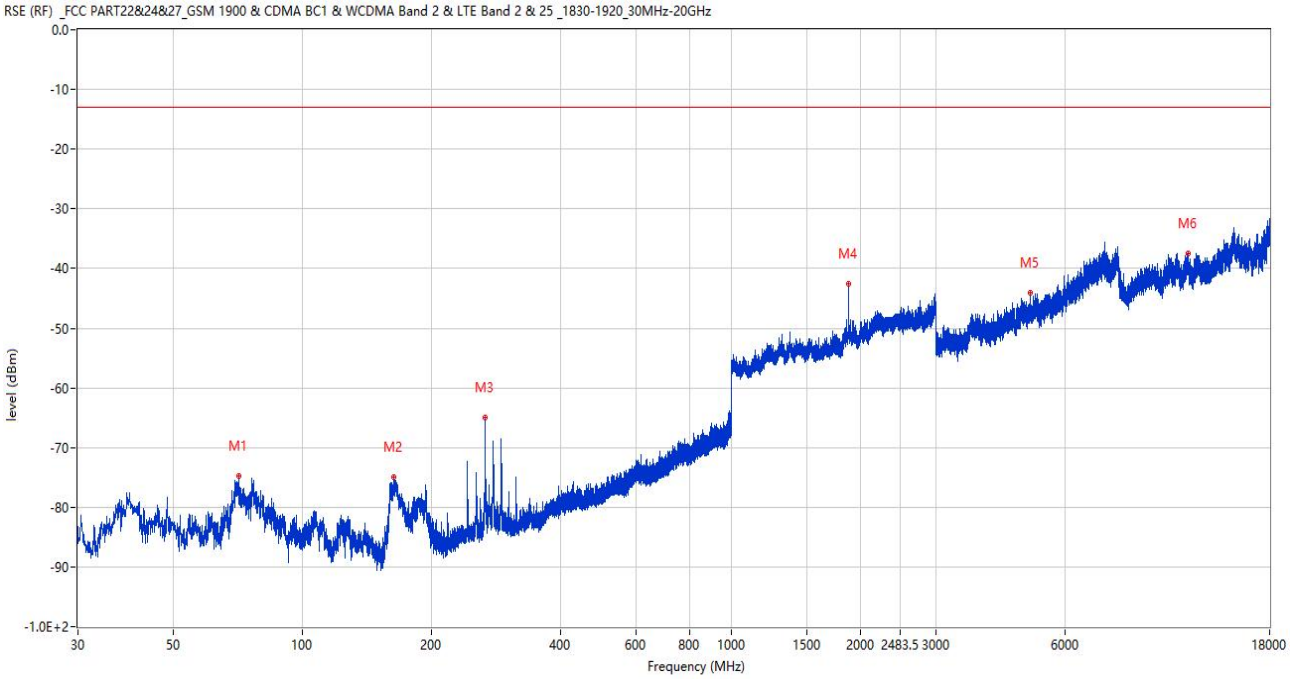

Frequency (MHz)	Result (dBm)	Factor (dB)	Limit (dBm)	Margin (dB)	Table (o)	ANT	EUT	Verdict
70.982	-74.74	-18.59	-13.0	61.74	36.00	Vertical	Horizontal	Pass
163.860	-74.92	-19.40	-13.0	61.92	285.00	Vertical	Horizontal	Pass
266.777	-64.89	-13.63	-13.0	51.89	317.00	Vertical	Horizontal	Pass
1880.000	-42.53	3.41	-13.0	29.53	360.00	Vertical	Horizontal	N/A
4984.000	-44.04	10.26	-13.0	31.04	222.00	Vertical	Horizontal	Pass
11606.600	-37.38	17.78	-13.0	24.38	19.00	Vertical	Horizontal	Pass

Band:GSM1900,Channel:Mid Range

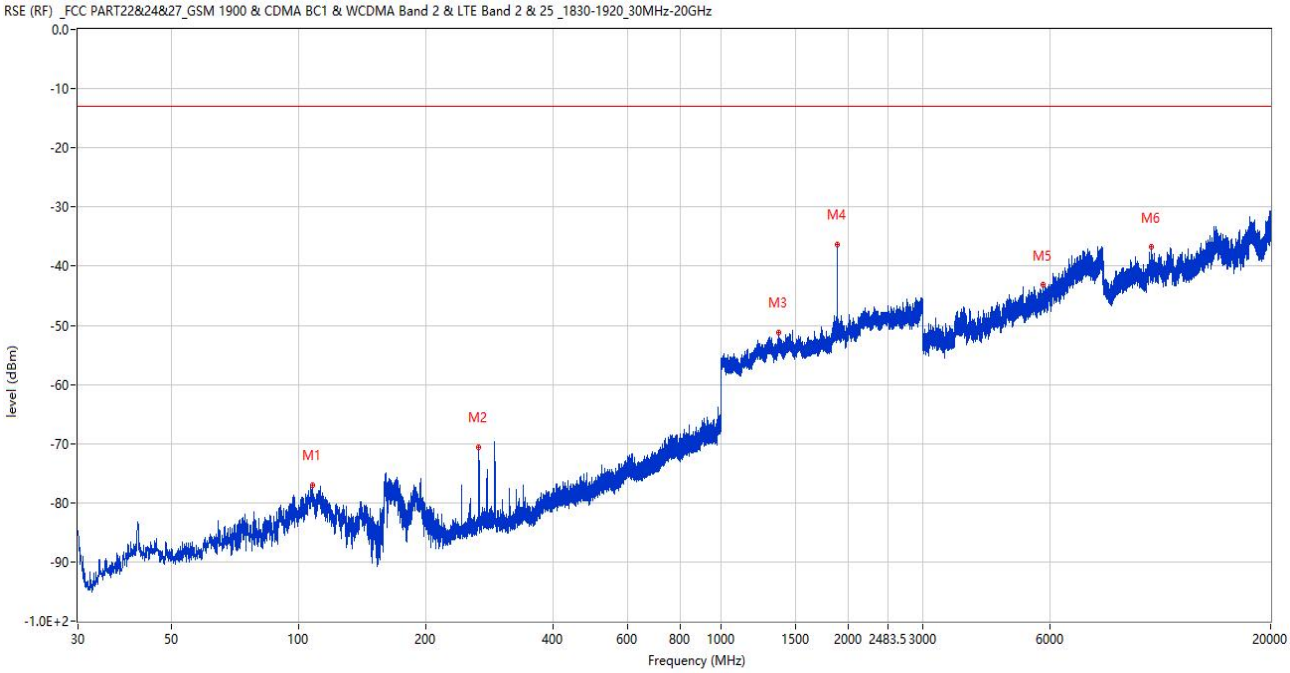

Frequency (MHz)	Result (dBm)	Factor (dB)	Limit (dBm)	Margin (dB)	Table (o)	ANT	EUT	Verdict
107.697	-77.03	-18.90	-13.0	64.03	155.00	Horizontal	Horizontal	Pass
266.826	-70.58	-13.62	-13.0	57.58	96.00	Horizontal	Horizontal	Pass
1371.200	-51.28	0.80	-13.0	38.28	115.00	Horizontal	Horizontal	Pass
1879.700	-36.26	3.41	-13.0	23.26	226.00	Horizontal	Horizontal	N/A
5776.750	-43.19	12.38	-13.0	30.19	217.00	Horizontal	Horizontal	Pass
10454.000	-36.79	17.35	-13.0	23.79	211.00	Horizontal	Horizontal	Pass

Band:GSM1900,Channel:High Range

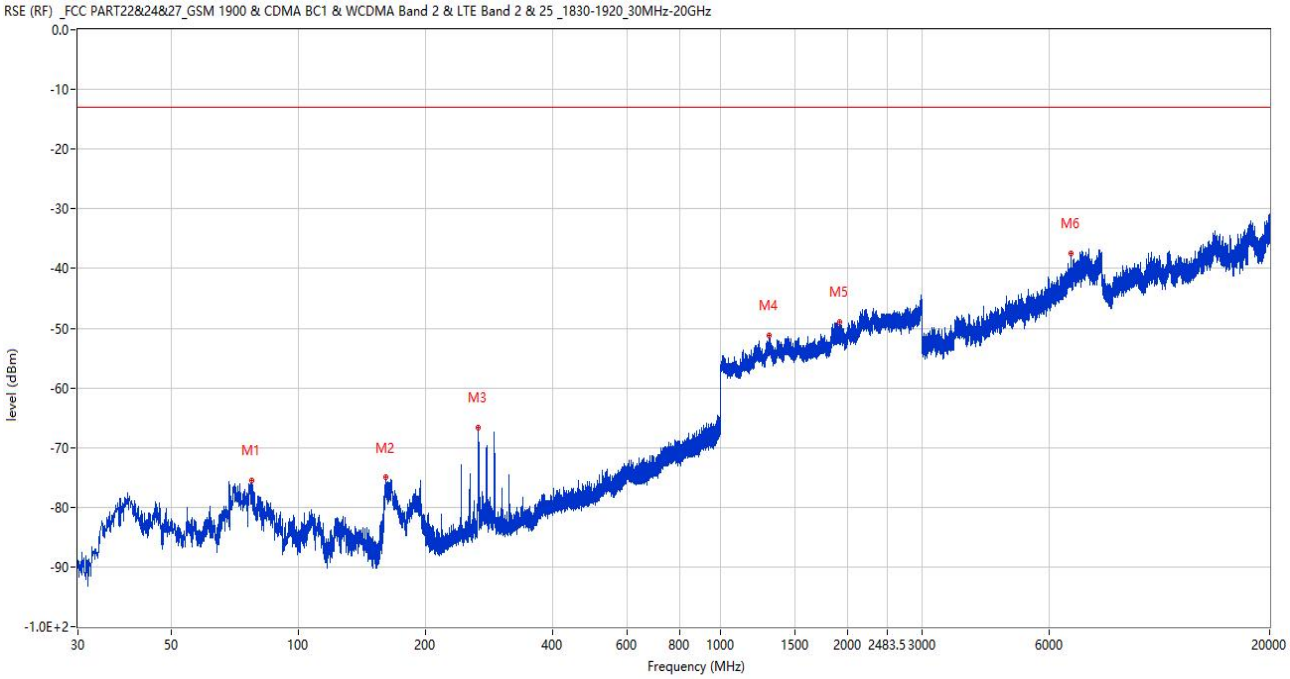

Frequency (MHz)	Result (dBm)	Factor (dB)	Limit (dBm)	Margin (dB)	Table (o)	ANT	EUT	Verdict
77.384	-75.48	-19.53	-13.0	62.48	19.00	Vertical	Horizontal	Pass
161.290	-75.01	-19.81	-13.0	62.01	245.00	Vertical	Horizontal	Pass
266.826	-66.71	-13.62	-13.0	53.71	334.00	Vertical	Horizontal	Pass
1305.400	-51.18	0.87	-13.0	38.18	247.00	Vertical	Horizontal	Pass
1915.900	-48.96	3.52	-13.0	35.96	149.00	Vertical	Horizontal	N/A
6757.500	-37.39	15.80	-13.0	24.39	335.00	Vertical	Horizontal	Pass

Band:GSM1900,Channel:High Range

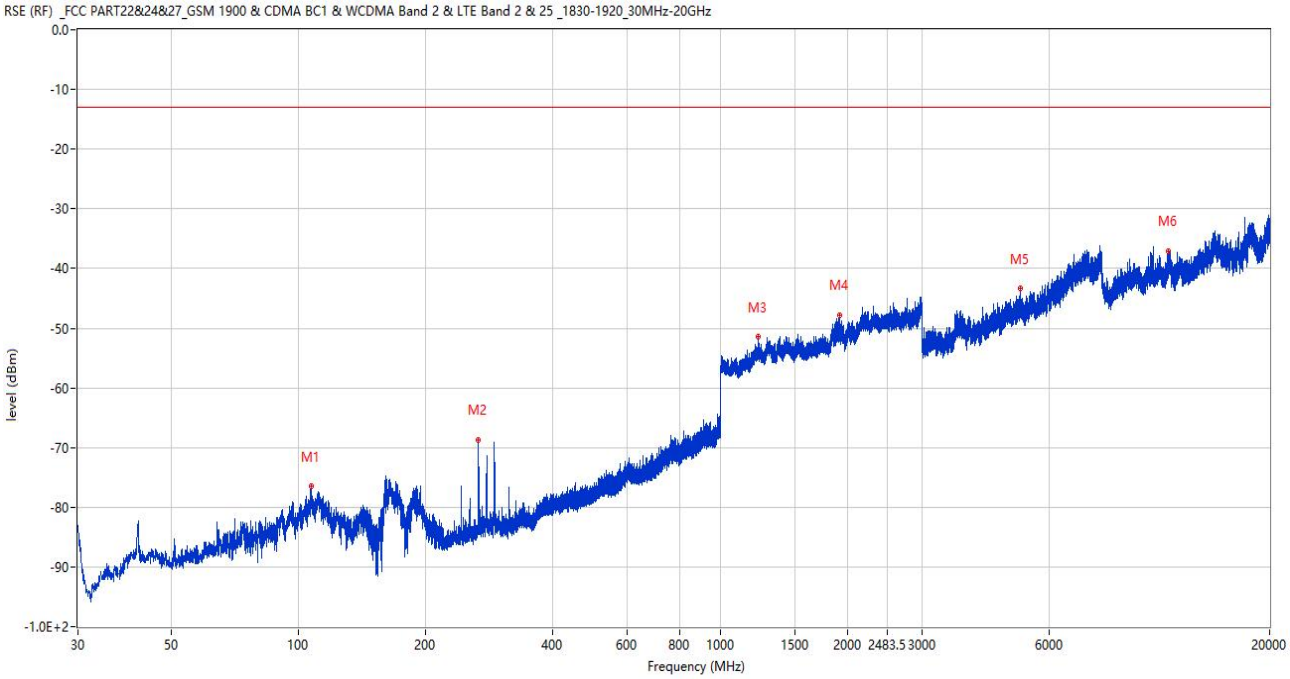

Frequency (MHz)	Result (dBm)	Factor (dB)	Limit (dBm)	Margin (dB)	Table (o)	ANT	EUT	Verdict
107.066	-76.50	-18.87	-13.0	63.50	174.00	Horizontal	Horizontal	Pass
266.922	-68.72	-13.61	-13.0	55.72	104.00	Horizontal	Horizontal	Pass
1225.500	-51.49	0.21	-13.0	38.49	29.00	Horizontal	Horizontal	Pass
1909.600	-47.77	3.52	-13.0	34.77	312.00	Horizontal	Horizontal	N/A
5126.750	-43.39	10.93	-13.0	30.39	0.00	Horizontal	Horizontal	Pass
11485.400	-37.04	17.21	-13.0	24.04	322.00	Horizontal	Horizontal	Pass

2. WCDMA

2.1 WCDMA Band 2

Band:WCDMA B2,Channel:Low Range

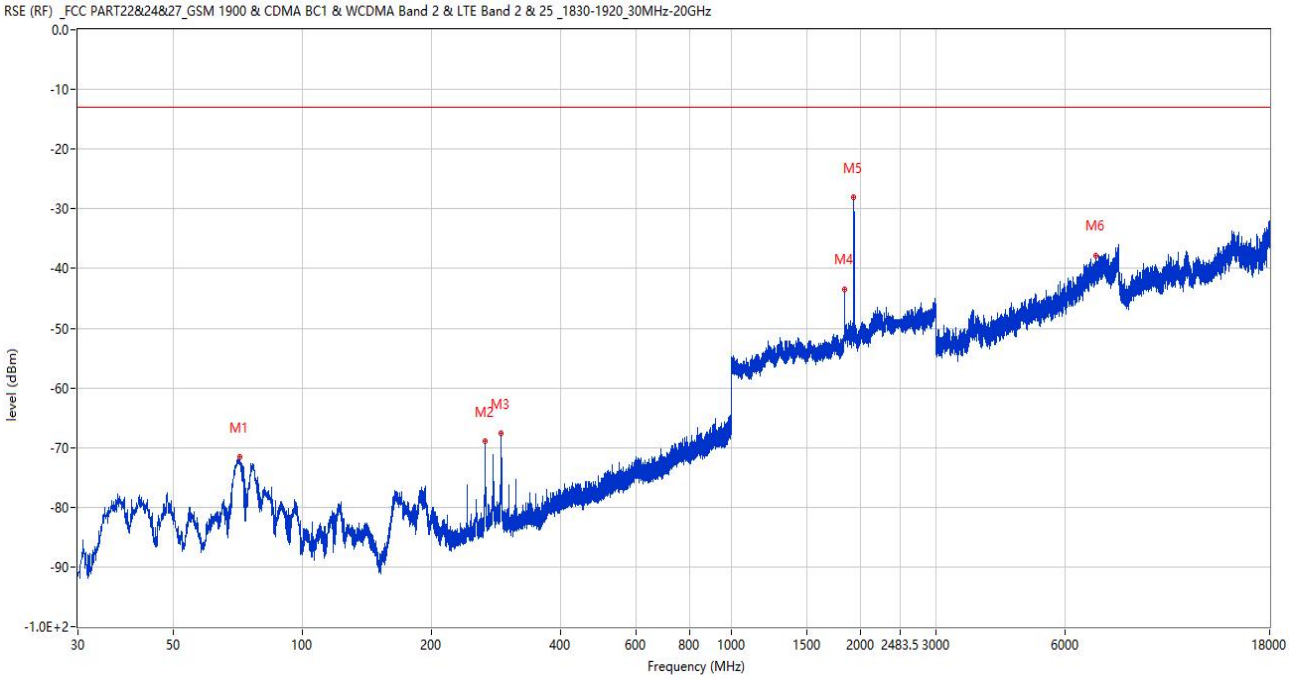

Frequency (MHz)	Result (dBm)	Factor (dB)	Limit (dBm)	Margin (dB)	Table (o)	ANT	EUT	Verdict
71.661	-71.64	-18.86	-13.0	58.64	24.00	Vertical	Horizontal	Pass
266.728	-68.96	-13.63	-13.0	55.96	331.00	Vertical	Horizontal	Pass
290.978	-67.63	-12.92	-13.0	54.63	163.00	Vertical	Horizontal	Pass
1837.500	-43.42	2.99	-13.0	30.42	76.00	Vertical	Horizontal	N/A
1932.800	-28.13	3.34	-13.0	15.13	167.00	Vertical	Horizontal	N/A
7095.000	-37.77	17.13	-13.0	24.77	62.00	Vertical	Horizontal	Pass

Band:WCDMA B2,Channel:Low Range

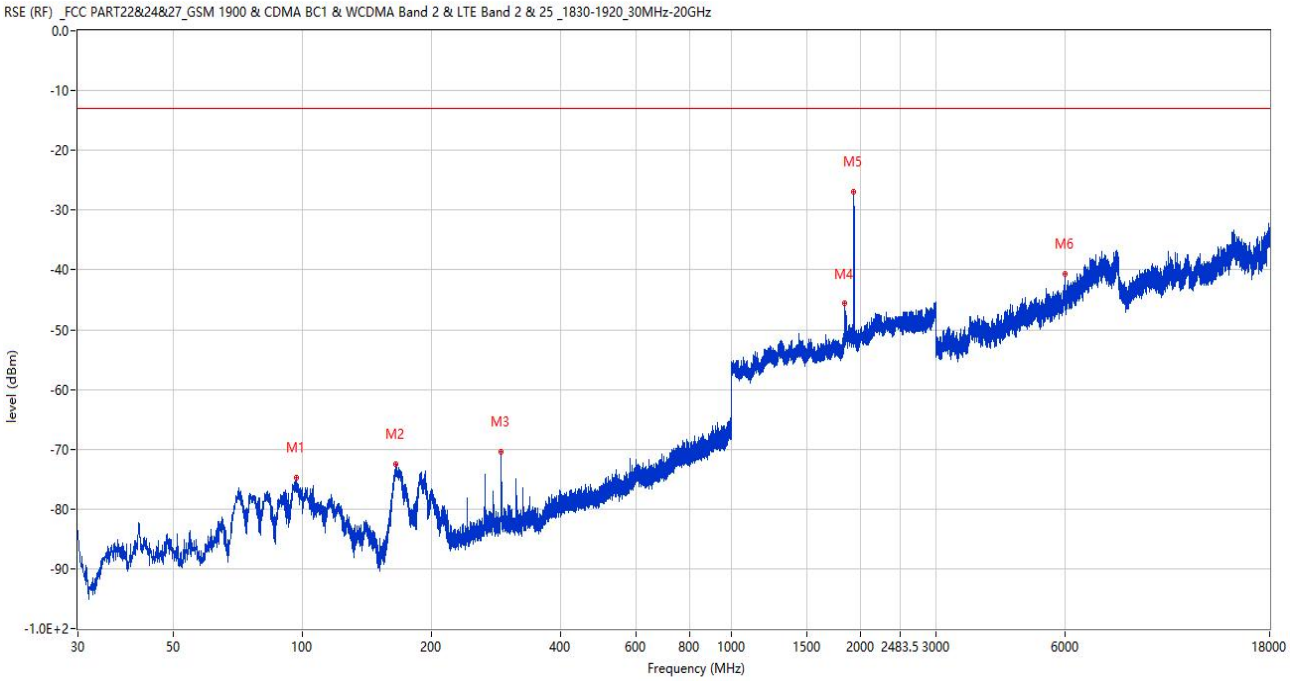

Frequency (MHz)	Result (dBm)	Factor (dB)	Limit (dBm)	Margin (dB)	Table (o)	ANT	EUT	Verdict
96.833	-74.71	-18.87	-13.0	61.71	290.00	Horizontal	Horizontal	Pass
165.460	-72.50	-19.20	-13.0	59.50	105.00	Horizontal	Horizontal	Pass
291.027	-70.41	-12.92	-13.0	57.41	112.00	Horizontal	Horizontal	Pass
1840.700	-45.63	3.40	-13.0	32.63	101.00	Horizontal	Horizontal	N/A
1931.600	-26.85	3.42	-13.0	13.85	175.00	Horizontal	Horizontal	N/A
5991.000	-40.60	12.68	-13.0	27.60	170.00	Horizontal	Horizontal	Pass

Band:WCDMA B2,Channel:Mid Range

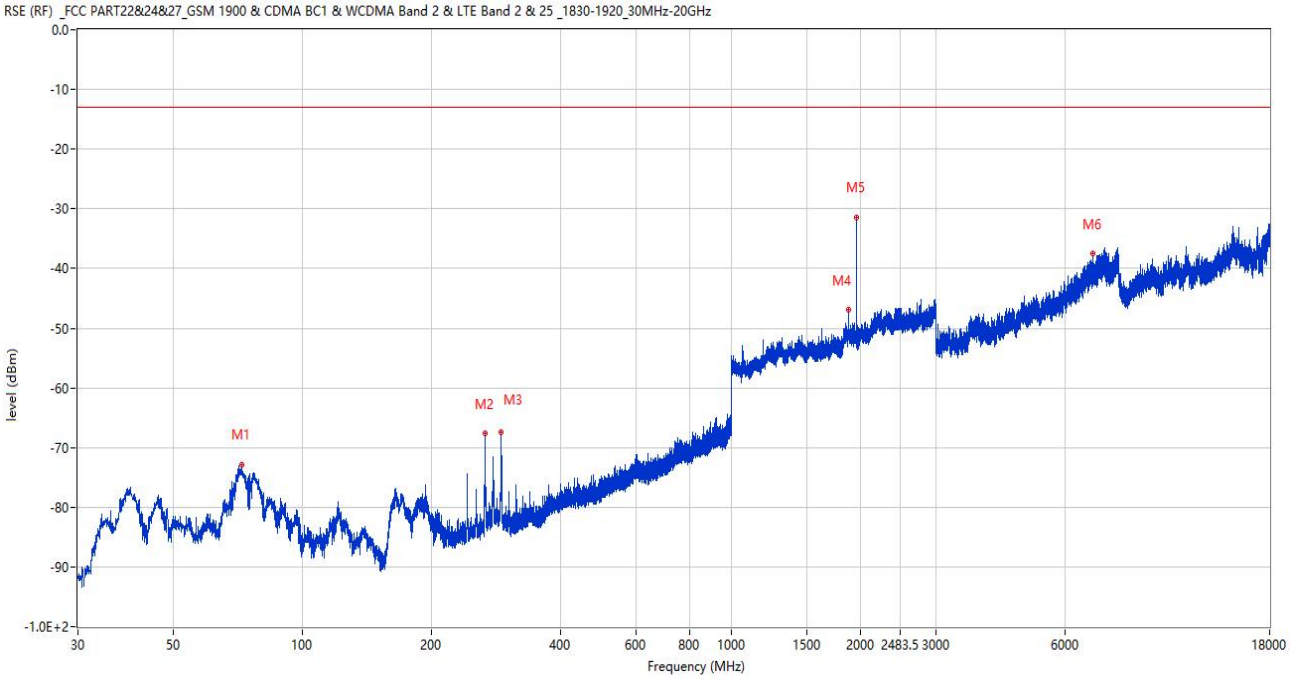

Frequency (MHz)	Result (dBm)	Factor (dB)	Limit (dBm)	Margin (dB)	Table (o)	ANT	EUT	Verdict
72.195	-72.80	-19.03	-13.0	59.80	33.00	Vertical	Horizontal	Pass
266.632	-67.68	-13.64	-13.0	54.68	357.00	Vertical	Horizontal	Pass
290.930	-67.35	-12.92	-13.0	54.35	315.00	Vertical	Horizontal	Pass
1880.400	-46.97	3.42	-13.0	33.97	70.00	Vertical	Horizontal	N/A
1958.500	-31.38	2.88	-13.0	18.38	168.00	Vertical	Horizontal	N/A
6959.500	-37.42	16.68	-13.0	24.42	360.00	Vertical	Horizontal	Pass

Band:WCDMA B2,Channel:Mid Range

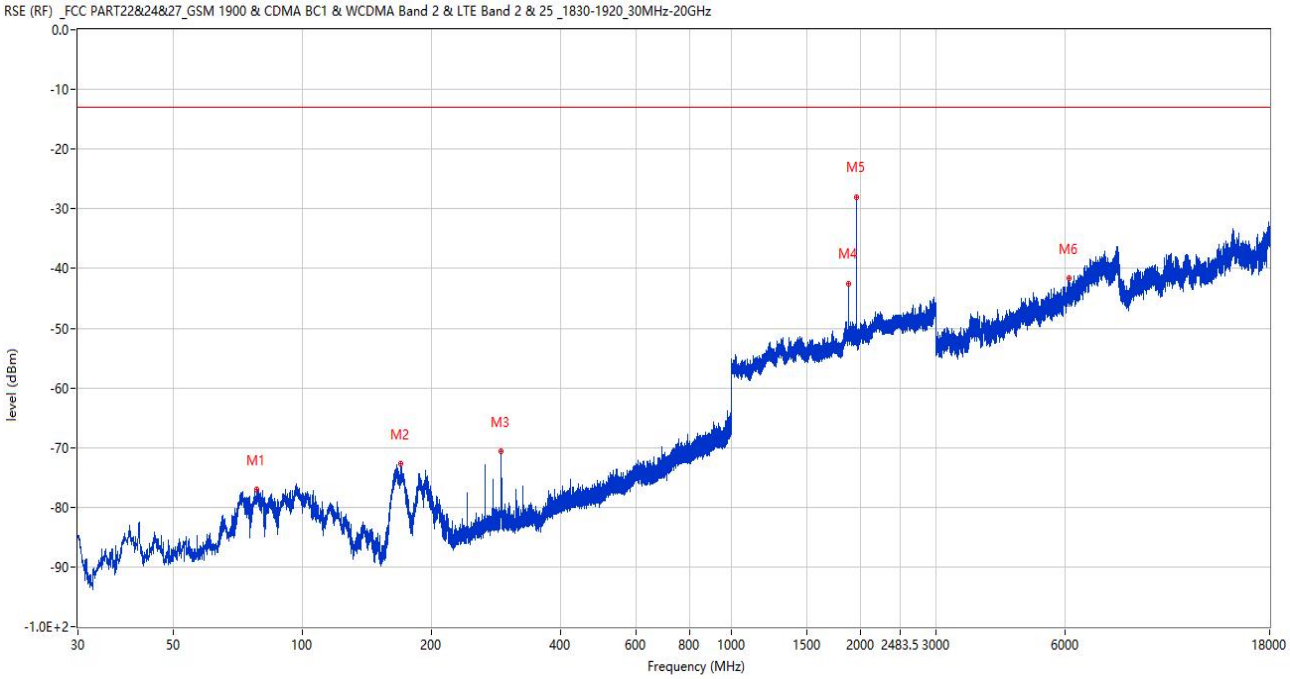

Frequency (MHz)	Result (dBm)	Factor (dB)	Limit (dBm)	Margin (dB)	Table (o)	ANT	EUT	Verdict
78.306	-77.10	-19.62	-13.0	64.10	145.00	Horizontal	Horizontal	Pass
169.244	-72.77	-19.04	-13.0	59.77	116.00	Horizontal	Horizontal	Pass
290.930	-70.65	-12.92	-13.0	57.65	131.00	Horizontal	Horizontal	Pass
1880.600	-42.55	3.42	-13.0	29.55	174.00	Horizontal	Horizontal	N/A
1959.000	-28.03	2.89	-13.0	15.03	166.00	Horizontal	Horizontal	N/A
6122.000	-41.67	13.17	-13.0	28.67	350.00	Horizontal	Horizontal	Pass

Band:WCDMA B2,Channel:High Range

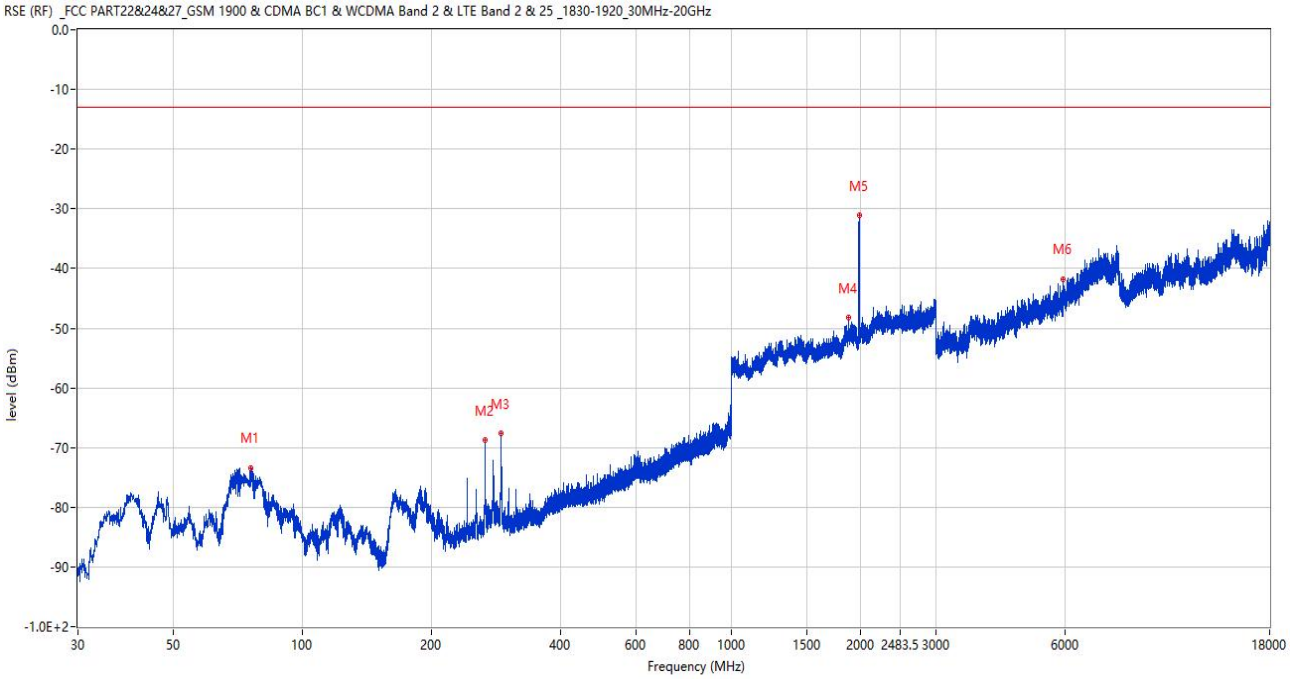

Frequency (MHz)	Result (dBm)	Factor (dB)	Limit (dBm)	Margin (dB)	Table (o)	ANT	EUT	Verdict
75.978	-73.37	-19.43	-13.0	60.37	350.00	Vertical	Horizontal	Pass
266.583	-68.76	-13.64	-13.0	55.76	343.00	Vertical	Horizontal	Pass
290.833	-67.65	-12.92	-13.0	54.65	332.00	Vertical	Horizontal	Pass
1874.200	-48.23	3.39	-13.0	35.23	271.00	Vertical	Horizontal	N/A
1986.400	-31.10	2.15	-13.0	18.10	76.00	Vertical	Horizontal	N/A
5953.500	-41.85	12.89	-13.0	28.85	11.00	Vertical	Horizontal	Pass

Band:WCDMA B2,Channel:High Range

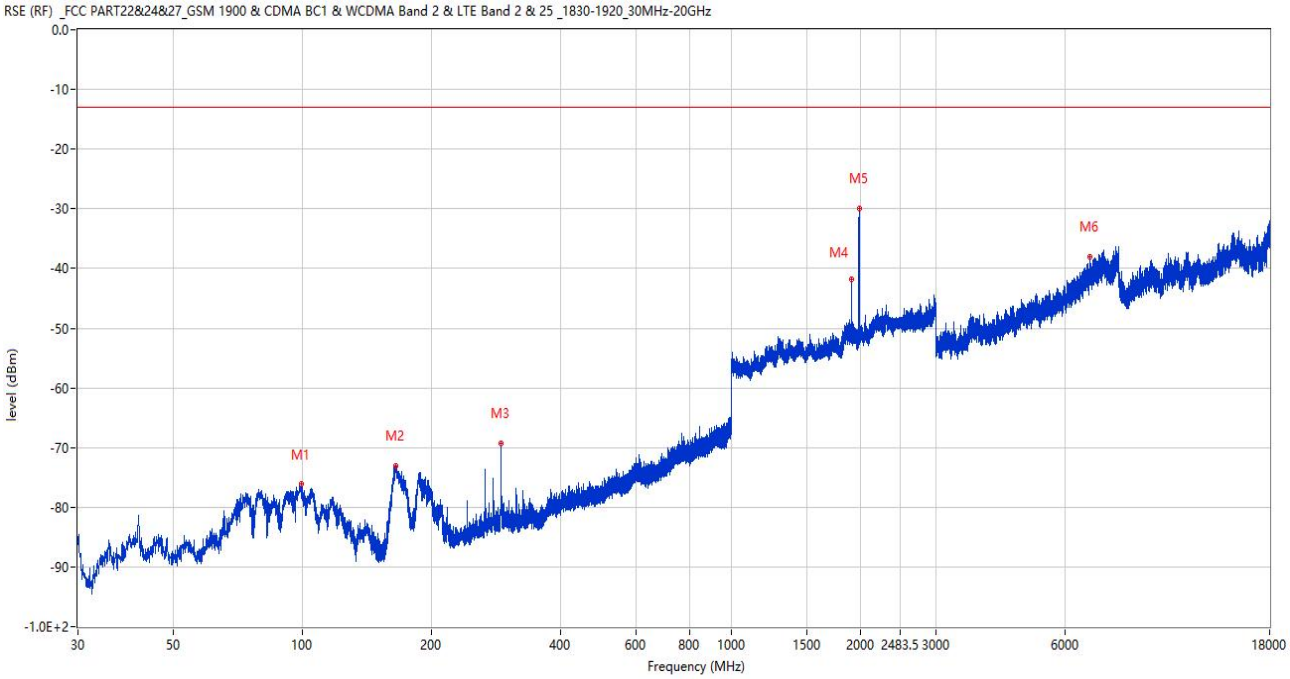

Frequency (MHz)	Result (dBm)	Factor (dB)	Limit (dBm)	Margin (dB)	Table (o)	ANT	EUT	Verdict
99.404	-76.14	-18.80	-13.0	63.14	258.00	Horizontal	Horizontal	Pass
165.557	-73.03	-19.20	-13.0	60.03	116.00	Horizontal	Horizontal	Pass
290.833	-69.28	-12.92	-13.0	56.28	120.00	Horizontal	Horizontal	Pass
1906.900	-41.83	3.51	-13.0	28.83	124.00	Horizontal	Horizontal	N/A
1987.800	-29.87	2.19	-13.0	16.87	207.00	Horizontal	Horizontal	N/A
6874.250	-38.06	16.76	-13.0	25.06	201.00	Horizontal	Horizontal	Pass

2.2 WCDMA Band 4

Band:WCDMA B4,Channel:Low Range

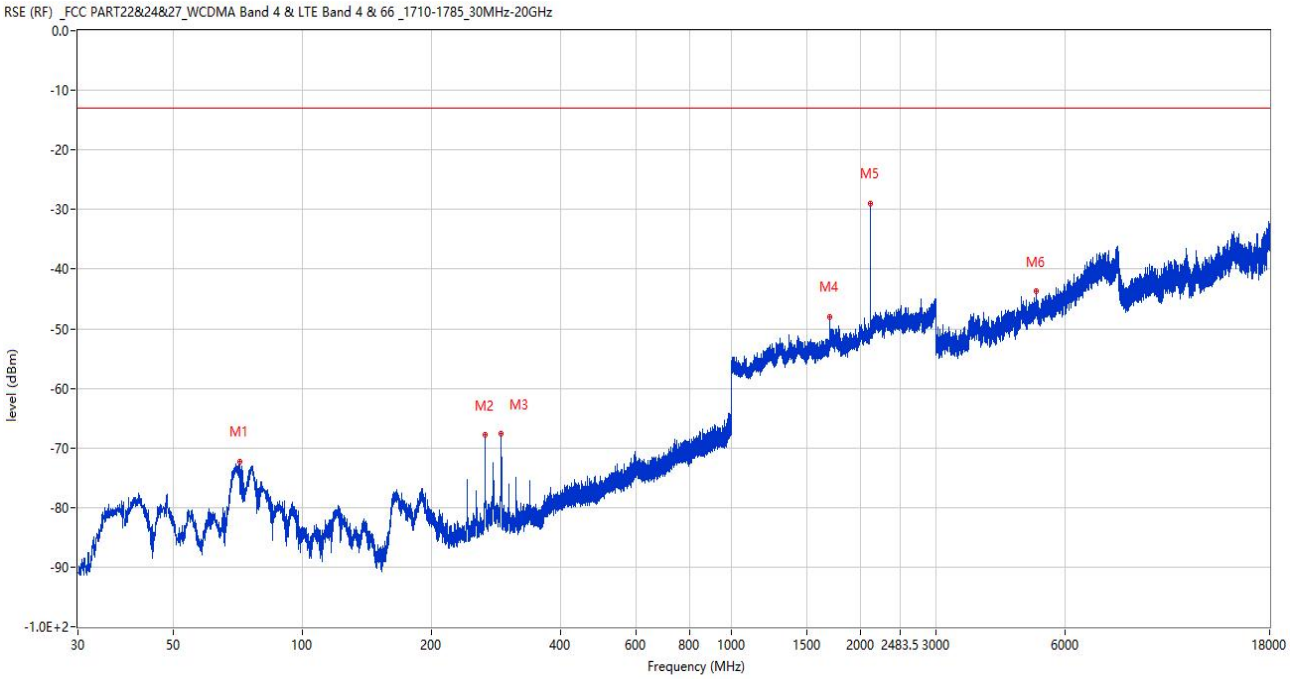

Frequency (MHz)	Result (dBm)	Factor (dB)	Limit (dBm)	Margin (dB)	Table (o)	ANT	EUT	Verdict
71.710	-72.30	-18.88	-13.0	59.30	11.00	Vertical	Horizontal	Pass
266.728	-67.75	-13.63	-13.0	54.75	360.00	Vertical	Horizontal	Pass
290.833	-67.67	-12.92	-13.0	54.67	153.00	Vertical	Horizontal	Pass
1700.700	-47.94	2.52	-13.0	34.94	138.00	Vertical	Horizontal	N/A
2113.600	-29.01	3.97	-13.0	16.01	33.00	Vertical	Horizontal	N/A

Band:WCDMA B4,Channel:Low Range

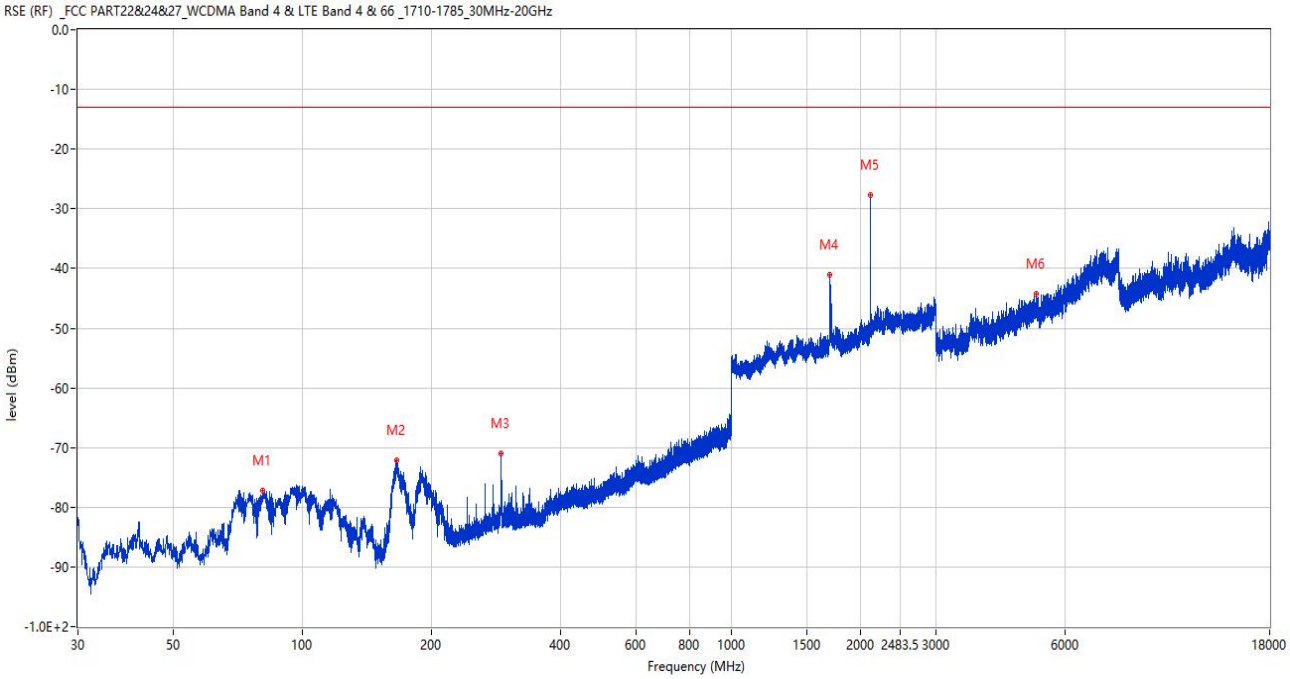

Frequency (MHz)	Result (dBm)	Factor (dB)	Limit (dBm)	Margin (dB)	Table (o)	ANT	EUT	Verdict
80.828	-77.19	-19.76	-13.0	64.19	148.00	Horizontal	Horizontal	Pass
166.091	-72.09	-19.17	-13.0	59.09	123.00	Horizontal	Horizontal	Pass
290.930	-70.95	-12.92	-13.0	57.95	99.00	Horizontal	Horizontal	Pass
1700.500	-41.03	2.53	-13.0	28.03	120.00	Horizontal	Horizontal	N/A
2112.100	-27.68	3.96	-13.0	14.68	165.00	Horizontal	Horizontal	N/A
5133.000	-44.20	10.88	-13.0	31.20	220.00	Horizontal	Horizontal	Pass

Band:WCDMA B4,Channel:Mid Range

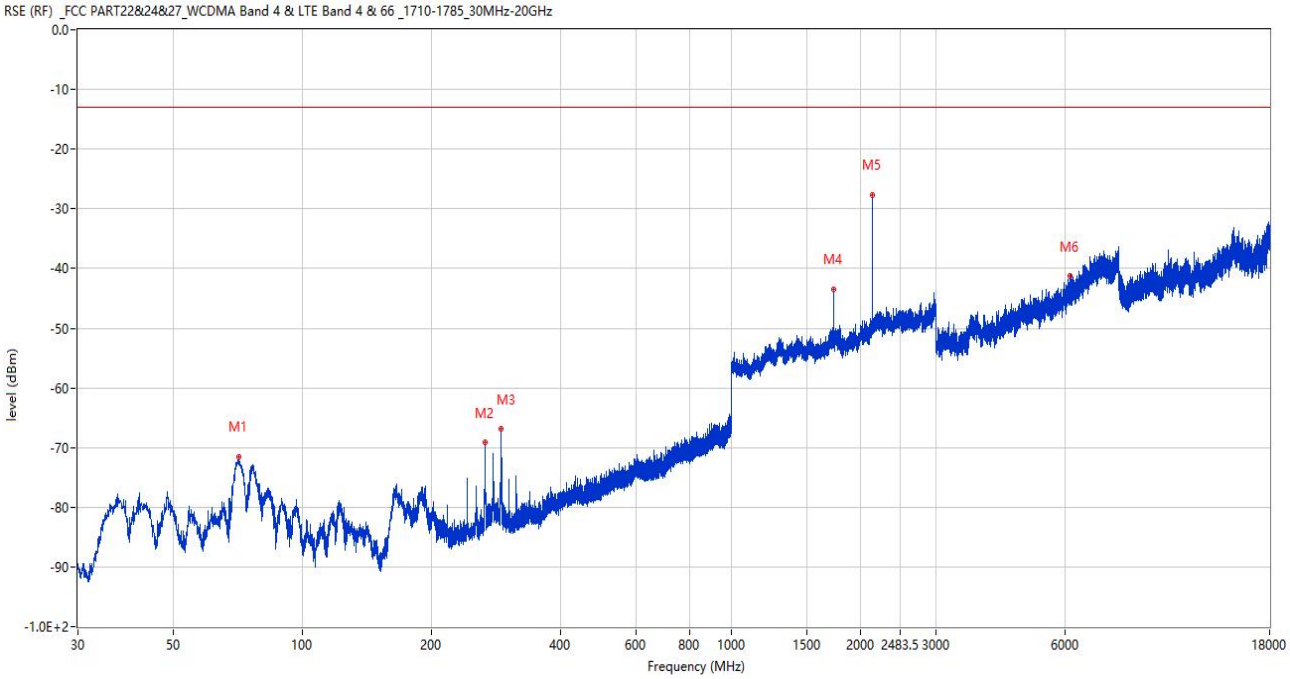

Frequency (MHz)	Result (dBm)	Factor (dB)	Limit (dBm)	Margin (dB)	Table (o)	ANT	EUT	Verdict
71.225	-71.52	-18.69	-13.0	58.52	27.00	Vertical	Horizontal	Pass
266.632	-69.17	-13.64	-13.0	56.17	272.00	Vertical	Horizontal	Pass
290.833	-66.77	-12.92	-13.0	53.77	164.00	Vertical	Horizontal	Pass
1733.500	-43.50	2.77	-13.0	30.50	91.00	Vertical	Horizontal	N/A
2132.300	-27.69	3.98	-13.0	14.69	1.00	Vertical	Horizontal	N/A
6154.500	-41.32	12.61	-13.0	28.32	42.00	Vertical	Horizontal	Pass

Band:WCDMA B4,Channel:Mid Range

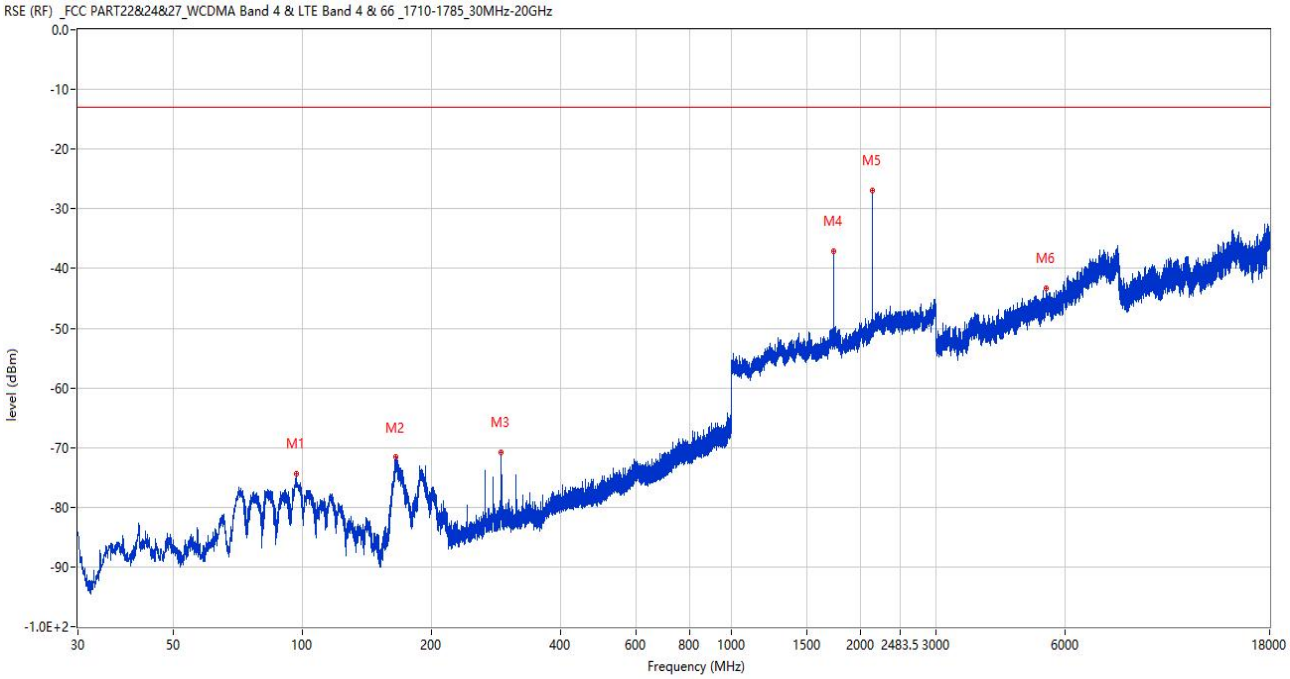

Frequency (MHz)	Result (dBm)	Factor (dB)	Limit (dBm)	Margin (dB)	Table (o)	ANT	EUT	Verdict
96.736	-74.30	-18.89	-13.0	61.30	95.00	Horizontal	Horizontal	Pass
165.606	-71.64	-19.19	-13.0	58.64	124.00	Horizontal	Horizontal	Pass
290.882	-70.76	-12.92	-13.0	57.76	127.00	Horizontal	Horizontal	Pass
1733.600	-37.09	2.77	-13.0	24.09	122.00	Horizontal	Horizontal	N/A
2133.500	-26.92	4.03	-13.0	13.92	207.00	Horizontal	Horizontal	N/A
5426.500	-43.27	11.44	-13.0	30.27	272.00	Horizontal	Horizontal	Pass

Band:WCDMA B4,Channel:High Range

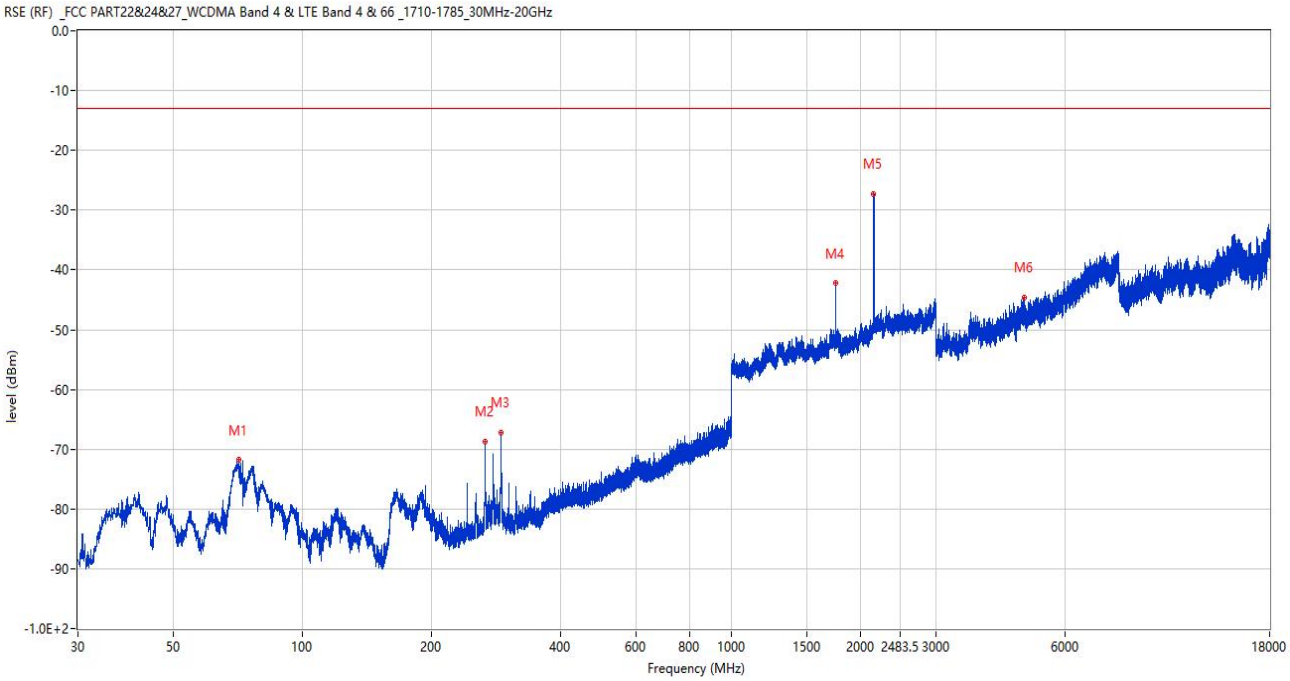

Frequency (MHz)	Result (dBm)	Factor (dB)	Limit (dBm)	Margin (dB)	Table (o)	ANT	EUT	Verdict
71.128	-71.82	-18.65	-13.0	58.82	35.00	Vertical	Horizontal	Pass
266.534	-68.69	-13.65	-13.0	55.69	360.00	Vertical	Horizontal	Pass
290.784	-67.20	-12.92	-13.0	54.20	178.00	Vertical	Horizontal	Pass
1751.000	-42.27	2.61	-13.0	29.27	87.00	Vertical	Horizontal	N/A
2151.200	-27.26	4.70	-13.0	14.26	80.00	Vertical	Horizontal	N/A
4824.750	-44.57	10.54	-13.0	31.57	314.00	Vertical	Horizontal	Pass

Band:WCDMA B4,Channel:High Range

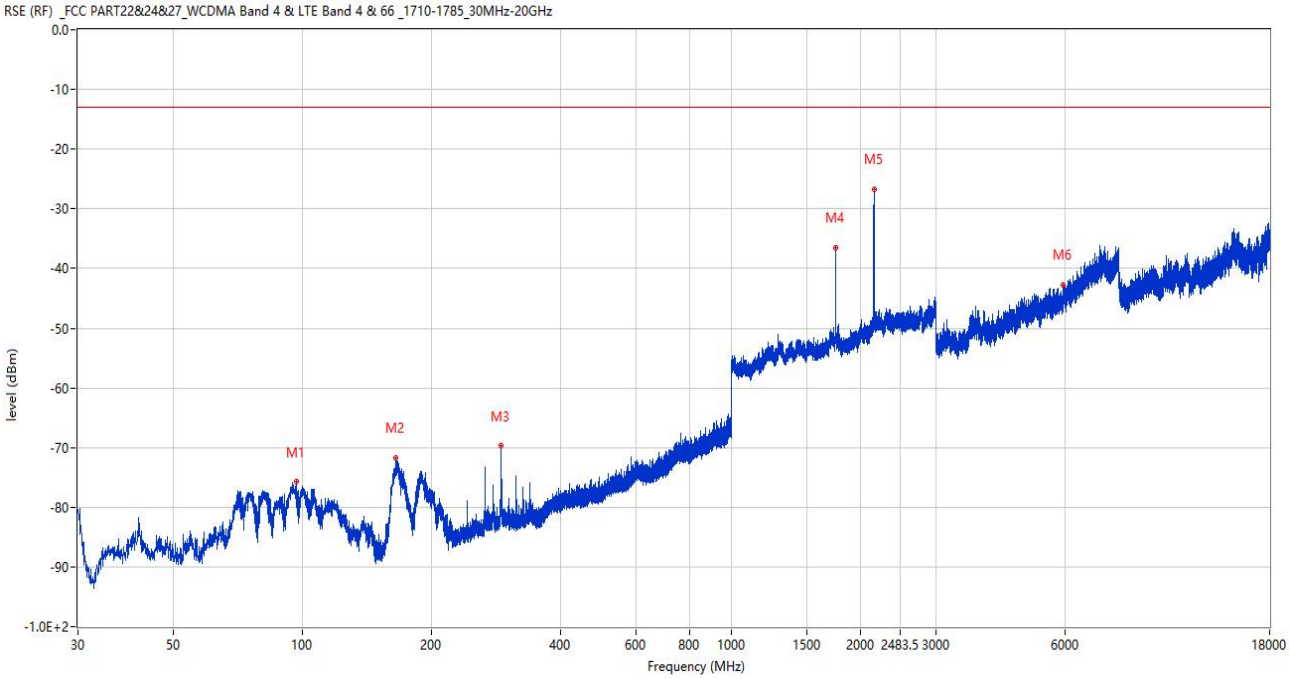

Frequency (MHz)	Result (dBm)	Factor (dB)	Limit (dBm)	Margin (dB)	Table (o)	ANT	EUT	Verdict
96.785	-75.76	-18.88	-13.0	62.76	83.00	Horizontal	Horizontal	Pass
165.509	-71.69	-19.20	-13.0	58.69	112.00	Horizontal	Horizontal	Pass
290.833	-69.76	-12.92	-13.0	56.76	129.00	Horizontal	Horizontal	Pass
1751.100	-36.48	2.62	-13.0	23.48	46.00	Horizontal	Horizontal	N/A
2154.100	-26.68	4.74	-13.0	13.68	175.00	Horizontal	Horizontal	N/A
5945.250	-42.68	12.49	-13.0	29.68	42.00	Horizontal	Horizontal	Pass

2.3 WCDMA Band 5

Band:WCDMA B5,Channel:Low Range

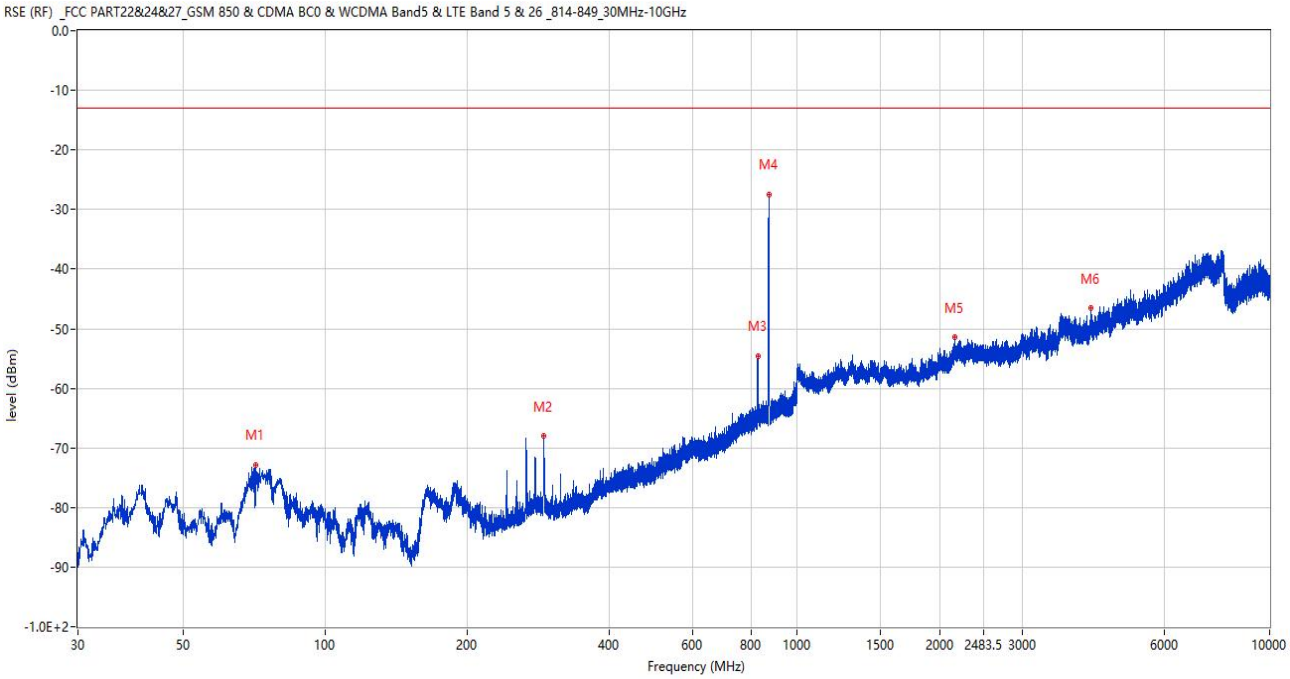

Frequency (MHz)	Result (dBm)	Factor (dB)	Limit (dBm)	Margin (dB)	Table (o)	ANT	EUT	Verdict
71.225	-72.88	-17.54	-13.0	59.88	74.00	Vertical	Horizontal	Pass
290.882	-68.06	-9.92	-13.0	55.06	329.00	Vertical	Horizontal	Pass
824.575	-54.55	5.39	-13.0	41.55	343.00	Vertical	Horizontal	N/A
872.639	-27.46	5.55	-13.0	14.46	233.00	Vertical	Horizontal	N/A
2157.500	-51.47	0.17	-13.0	38.47	21.00	Vertical	Horizontal	Pass
4179.250	-46.56	8.75	-13.0	33.56	137.00	Vertical	Horizontal	Pass

Band:WCDMA B5,Channel:Low Range

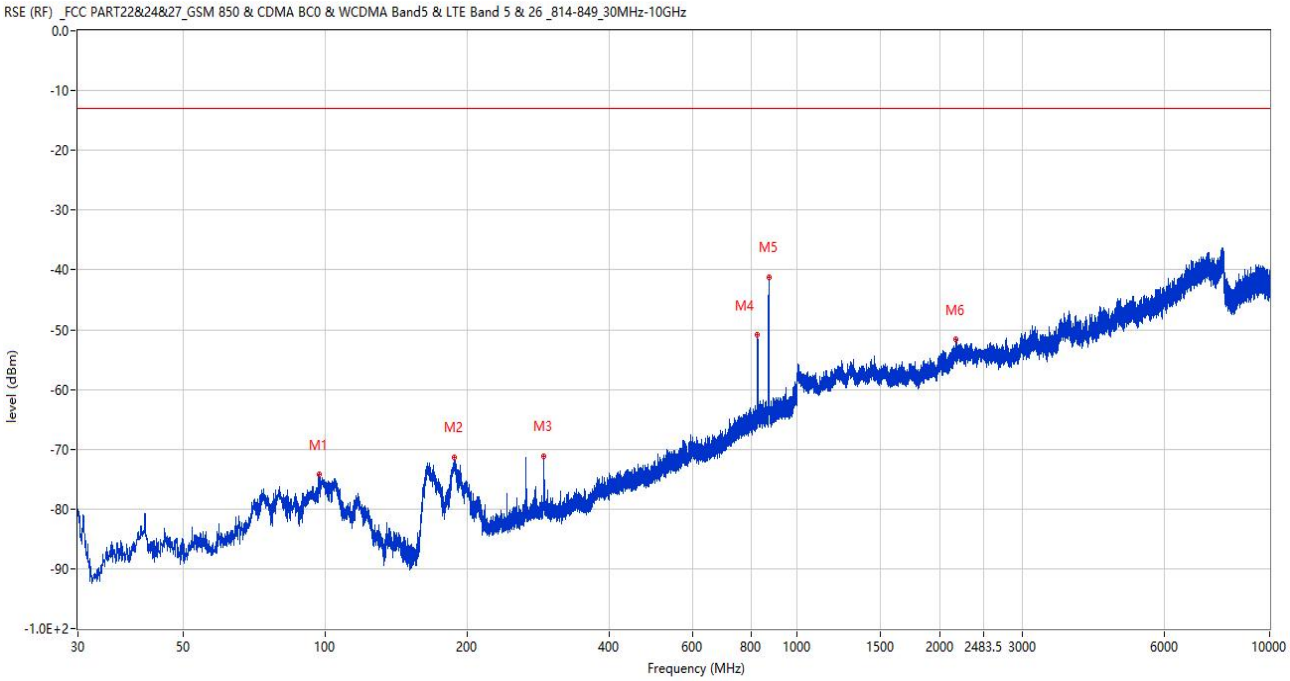

Frequency (MHz)	Result (dBm)	Factor (dB)	Limit (dBm)	Margin (dB)	Table (o)	ANT	EUT	Verdict
97.173	-74.24	-17.30	-13.0	61.24	125.00	Horizontal	Horizontal	Pass
187.528	-71.29	-15.61	-13.0	58.29	92.00	Horizontal	Horizontal	Pass
290.930	-71.19	-9.92	-13.0	58.19	135.00	Horizontal	Horizontal	Pass
824.479	-50.76	5.39	-13.0	37.76	360.00	Horizontal	Horizontal	N/A
872.009	-41.15	5.48	-13.0	28.15	128.00	Horizontal	Horizontal	N/A
2164.500	-51.68	0.24	-13.0	38.68	330.00	Horizontal	Horizontal	Pass

Band:WCDMA B5,Channel:Mid Range

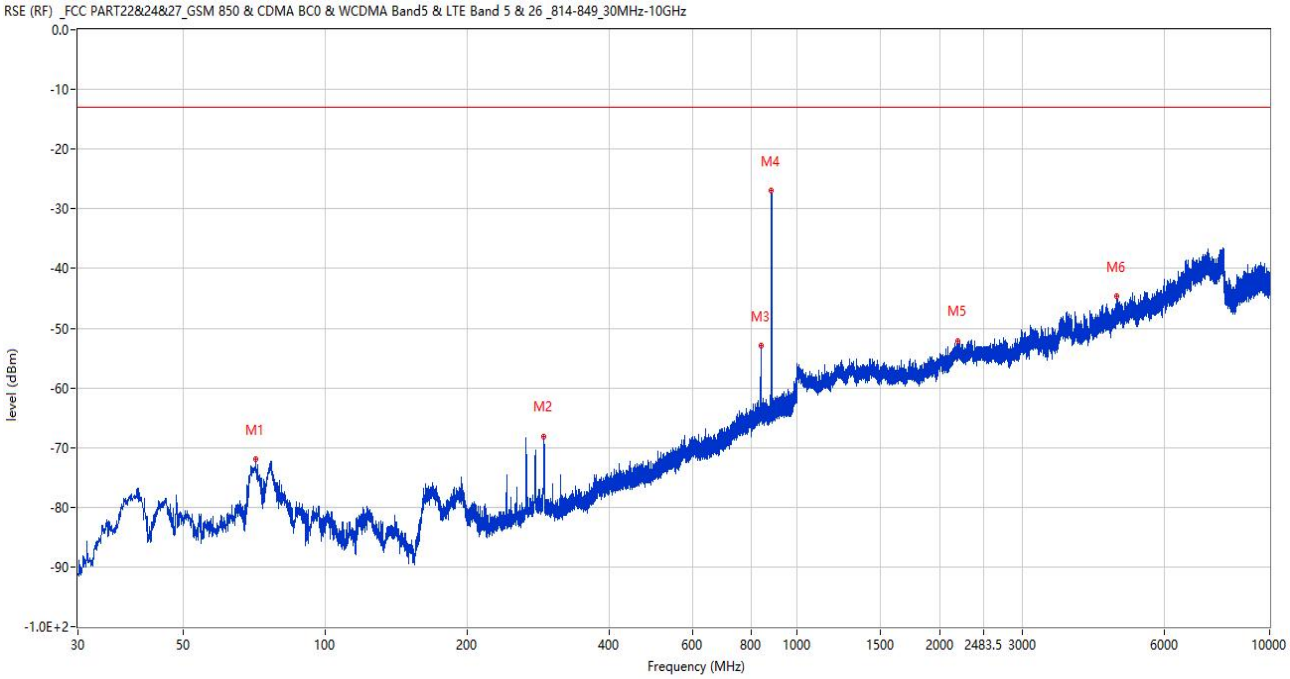

Frequency (MHz)	Result (dBm)	Factor (dB)	Limit (dBm)	Margin (dB)	Table (o)	ANT	EUT	Verdict
71.273	-72.03	-17.56	-13.0	59.03	22.00	Vertical	Horizontal	Pass
290.882	-68.09	-9.92	-13.0	55.09	302.00	Vertical	Horizontal	Pass
837.331	-52.86	5.73	-13.0	39.86	127.00	Vertical	Horizontal	N/A
881.466	-26.95	5.77	-13.0	13.95	138.00	Vertical	Horizontal	N/A
2192.100	-52.21	0.30	-13.0	39.21	90.00	Vertical	Horizontal	Pass
4751.750	-44.64	11.21	-13.0	31.64	360.00	Vertical	Horizontal	Pass

Band:WCDMA B5,Channel:Mid Range

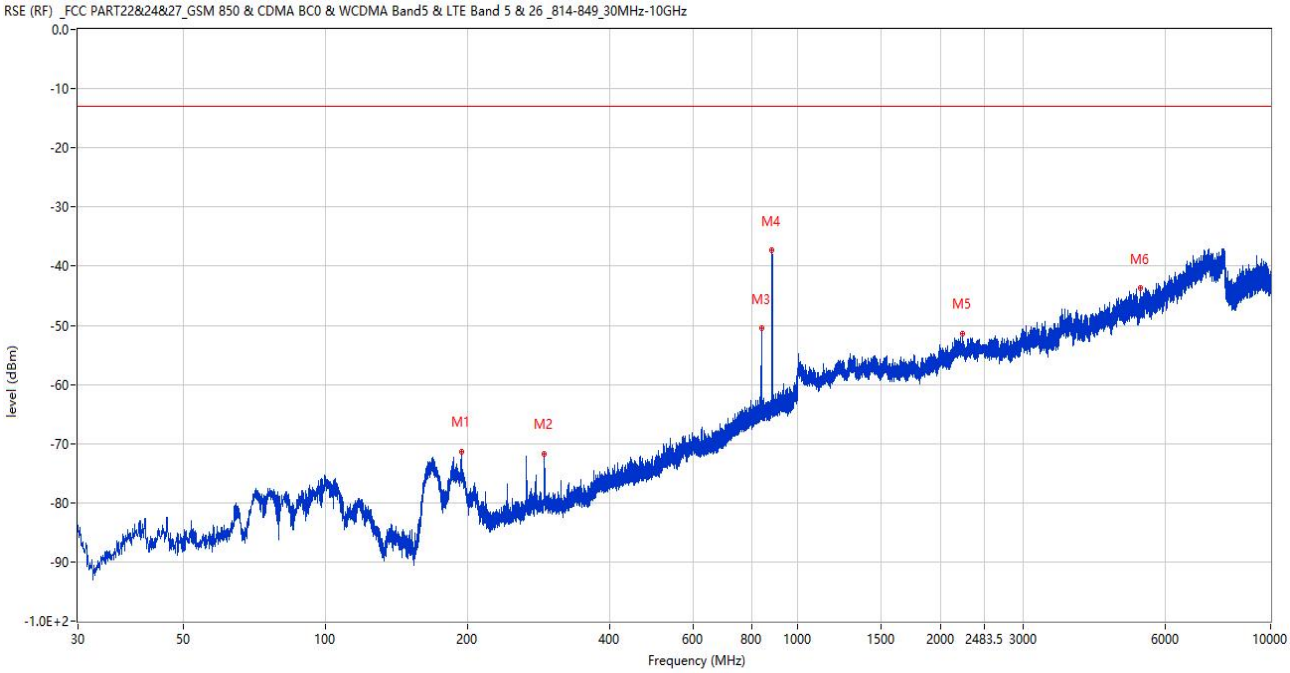

Frequency (MHz)	Result (dBm)	Factor (dB)	Limit (dBm)	Margin (dB)	Table (o)	ANT	EUT	Verdict
194.076	-71.38	-14.75	-13.0	58.38	114.00	Horizontal	Horizontal	Pass
290.882	-71.70	-9.92	-13.0	58.70	117.00	Horizontal	Horizontal	Pass
837.380	-50.54	5.73	-13.0	37.54	0.00	Horizontal	Horizontal	N/A
882.193	-37.31	5.74	-13.0	24.31	217.00	Horizontal	Horizontal	N/A
2231.900	-51.35	0.54	-13.0	38.35	216.00	Horizontal	Horizontal	Pass
5306.250	-43.72	10.99	-13.0	30.72	236.00	Horizontal	Horizontal	Pass

Band:WCDMA B5,Channel:High Range

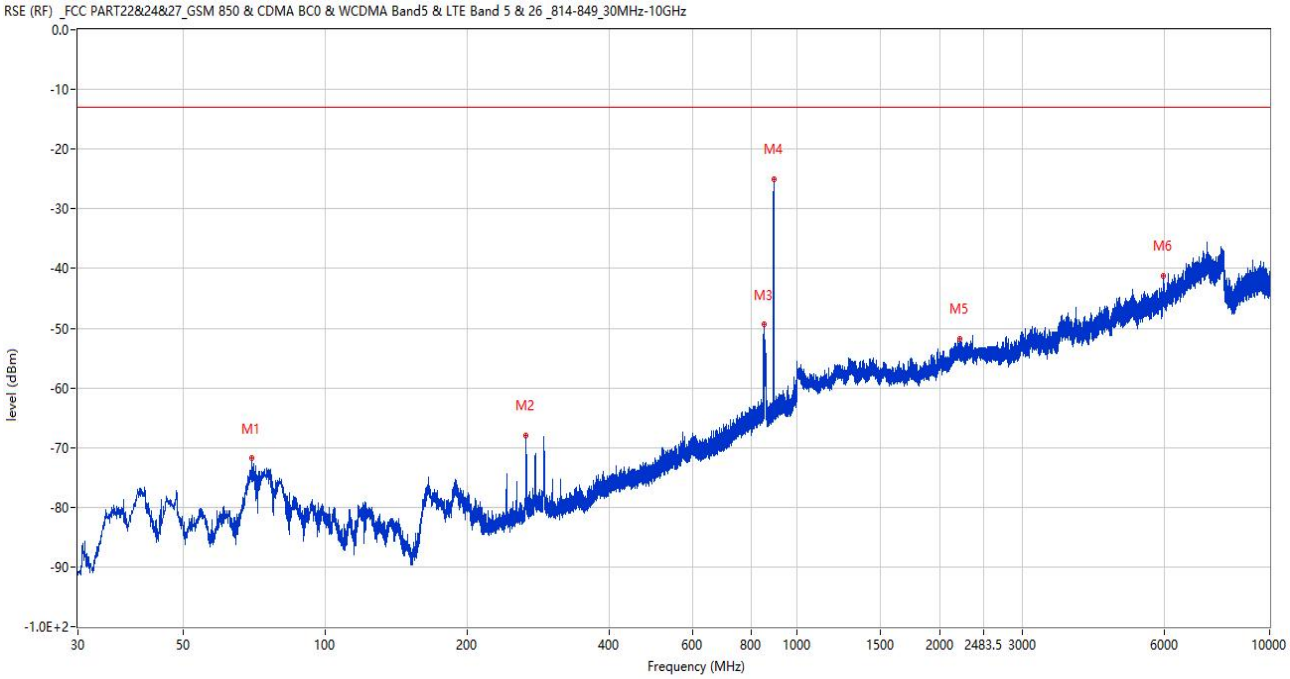

Frequency (MHz)	Result (dBm)	Factor (dB)	Limit (dBm)	Margin (dB)	Table (o)	ANT	EUT	Verdict
70.158	-71.82	-17.13	-13.0	58.82	359.00	Vertical	Horizontal	Pass
266.632	-67.90	-10.94	-13.0	54.90	319.00	Vertical	Horizontal	Pass
851.978	-49.37	5.80	-13.0	36.37	92.00	Vertical	Horizontal	N/A
892.864	-24.97	6.33	-13.0	11.97	252.00	Vertical	Horizontal	N/A
2206.400	-51.70	0.43	-13.0	38.70	360.00	Vertical	Horizontal	Pass
5962.500	-41.15	13.12	-13.0	28.15	19.00	Vertical	Horizontal	Pass