Annex B: Measurement Results

Project Name : W4

Report Number: FCC16083893A-6

I. RESULTS

TYPE	BAND	PARAMETERS
Phone	**GSM850**	Measurement 1: Validation Plane with Body device position (band GPRS850_4Tx)
Phone	**GSM1900**	Measurement 2: Validation Plane with Body device position (band GPRS1900_4Tx)
Phone	**Band2_WCDMA1900**	Measurement 3: Validation Plane with Body device position on Low Channel in WCDMA mode
Phone	**Band2_WCDMA1900**	Measurement 4: Validation Plane with Body device position on Low Channel in WCDMA mode
Phone	**Band2_WCDMA1900**	Measurement 5: Validation Plane with Body device position on Low Channel in WCDMA mode
Phone	**Band2_WCDMA1900**	Measurement 6: Validation Plane with Body device position on Middle Channel in WCDMA mode
Phone	**Band2_WCDMA1900**	Measurement 7: Validation Plane with Body device position on Middle Channel in WCDMA mode
Phone	**Band2_WCDMA1900**	Measurement 8: Validation Plane with Body device position on High Channel in WCDMA mode
Phone	**Band5_W**	Measurement 9: Validation Plane with Body device

	CDMA850	position on Low Channel in WCDMA mode
Phone	**Band5_W CDMA850**	Measurement 10: Validation Plane with Body device position on Middle Channel in WCDMA mode
Phone	**Band5_W CDMA850**	Measurement 11: Validation Plane with Body device position on Middle Channel in WCDMA mode
Phone	**Band5_W CDMA850**	Measurement 12: Validation Plane with Body device position on High Channel in WCDMA mode
Phone	**Band5_W CDMA850**	Measurement 13: Validation Plane with Body device position on High Channel in WCDMA mode
Phone	**Band5_W CDMA850**	Measurement 14: Validation Plane with Body device position on High Channel in WCDMA mode
Phone	**IEEE 802.11b ISM**	Measurement 15: Validation Plane with Body device position on Low Channel in --- mode
Phone	**IEEE 802.11b ISM**	Measurement 16: Validation Plane with Body device position on Middle Channel in --- mode
Phone	**IEEE 802.11b ISM**	Measurement 17: Validation Plane with Body device position on Middle Channel in --- mode
Phone	**IEEE 802.11b ISM**	Measurement 18: Validation Plane with Body device position on High Channel in --- mode
Phone	**CUSTOM**	Measurement 19: Validation Plane with Body device position (band GPRS850_4Tx)
Phone	**CUSTOM**	Measurement 20: Validation Plane with Body device position (band GPRS850_4Tx)
Phone	**CUSTOM**	Measurement 21: Validation Plane with Body device position (band GPRS850_4Tx)
Phone	**CUSTOM**	Measurement 22: Validation Plane with Body device position (band GPRS850_4Tx)
Phone	**CUSTOM**	Measurement 23: Validation Plane with Body device position (band GPRS850_4Tx)
Phone	**CUSTOM**	Measurement 24: Validation Plane with Body device position (band GPRS1900_4Tx)

Phone	**CUSTOM**	Measurement 25: Validation Plane with Body device position (band GPRS1900_4Tx)
Phone	**CUSTOM**	Measurement 26: Validation Plane with Body device position (band GPRS1900_4Tx)
Phone	**CUSTOM**	Measurement 27: Validation Plane with Body device position (band GPRS1900_4Tx)
Phone	**CUSTOM**	Measurement 28: Validation Plane with Body device position (band GPRS1900_4Tx)

MEASUREMENT 1

Right side

Type: Phone measurement (Complete)

Date of measurement: 19/8/2016

Measurement duration: 9 minutes 8 seconds

A. Experimental conditions.

Area Scan	dx=12mm dy=12mm
ZoomScan	5x5x7,dx=8mm dy=8mm dz=5mm,Complete
Phantom	Validation plane
Device Position	Body
Band	CUSTOM (GPRS850_4Tx)
Channels	Middle
Signal	Duty Cycle: 2.00 (Crest factor: 2.0)
Conversion factor	5.07

B. SAR Measurement Results

Higher Band SAR (Channel 190):

Frequency (MHz)	836.599976
Relative permittivity (real part)	53.395020
Relative permittivity (imaginary part)	21.690760
Conductivity (S/m)	1.008138
Variation (%)	3.510000

SURFACE SAR	VOLUME SAR
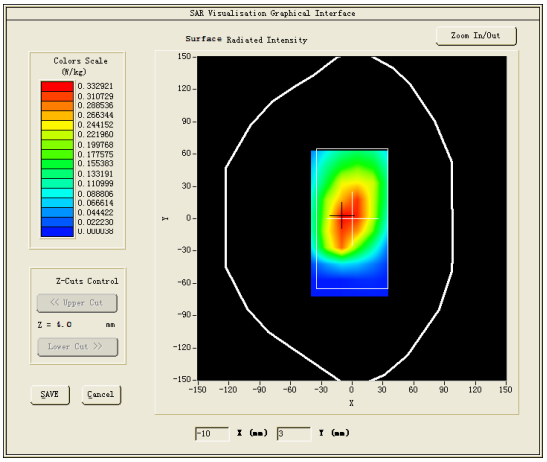	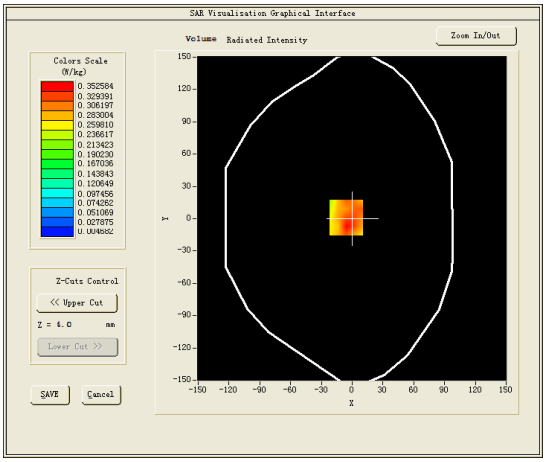

Maximum location: X=-6.00, Y=1.00

SAR Peak: 0.60 W/kg

SAR 10g (W/Kg)	0.271939
SAR 1g (W/Kg)	0.492230

Z (mm)	0.00	4.00	9.00	14.00	19.00	24.00	29.00
SAR (W/Kg)	0.4322	0.3269	0.2332	0.1489	0.1121	0.0659	0.0410

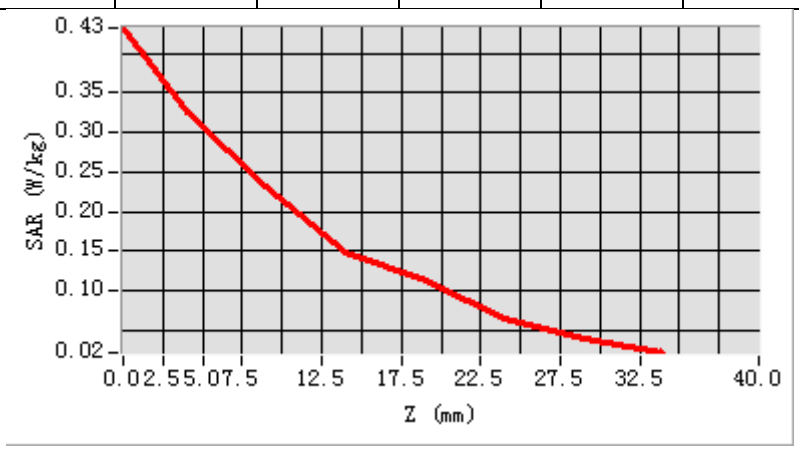

3D screen shot	Hot spot position
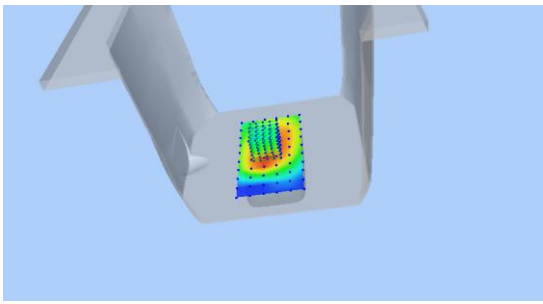	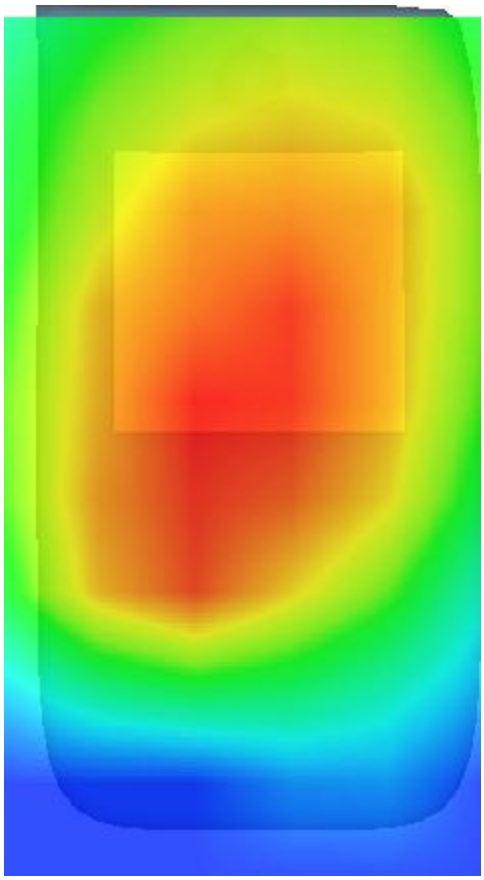

MEASUREMENT 2

Right side

Type: Phone measurement (Complete)

Date of measurement: 18/8/2016

Measurement duration: 11 minutes 4 seconds

A. Experimental conditions.

Area Scan	dx=12mm dy=12mm
ZoomScan	5x5x7,dx=8mm dy=8mm dz=5mm,Complete
Phantom	Validation plane
Device Position	Body
Band	CUSTOM (GPRS1900_4Tx)
Channels	Middle
Signal	Duty Cycle: 2.00 (Crest factor: 2.0)
Conversion factor	4.78

B. SAR Measurement Results

Middle Band SAR (Channel 661):

Frequency (MHz)	1880.000000
Relative permittivity (real part)	40.000000
Relative permittivity (imaginary part)	13.408000
Conductivity (S/m)	1.400391
Variation (%)	1.690000

SURFACE SAR	VOLUME SAR
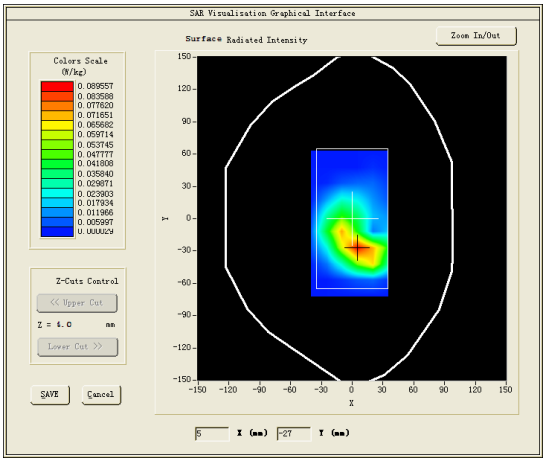	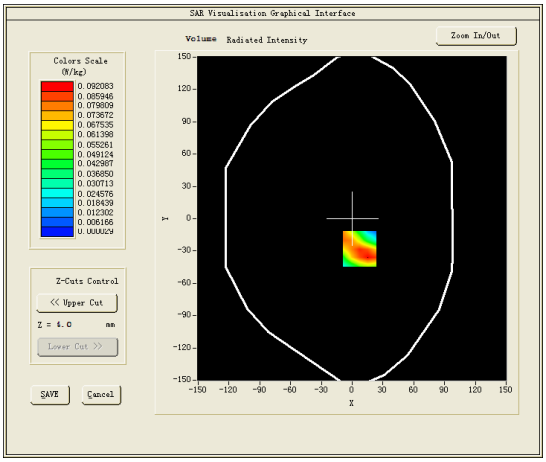

Maximum location: X=7.00, Y=-28.00

SAR Peak: 0.35 W/kg

SAR 10g (W/Kg)	0.287544
SAR 1g (W/Kg)	0.342755

Z (mm)	0.00	4.00	9.00	14.00	19.00	24.00	29.00
SAR (W/Kg)	0.1299	0.0885	0.0504	0.0259	0.0095	0.0053	0.0007

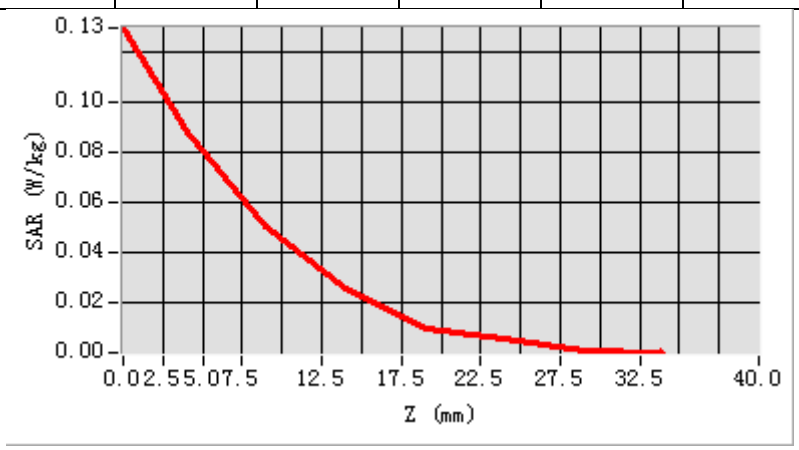

3D screen shot	Hot spot position
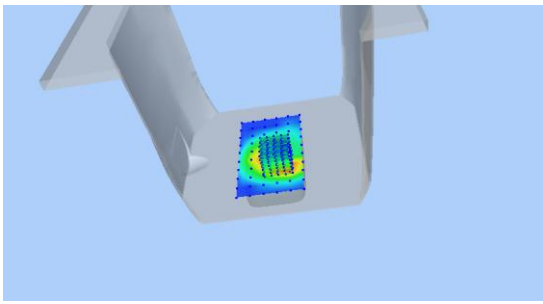	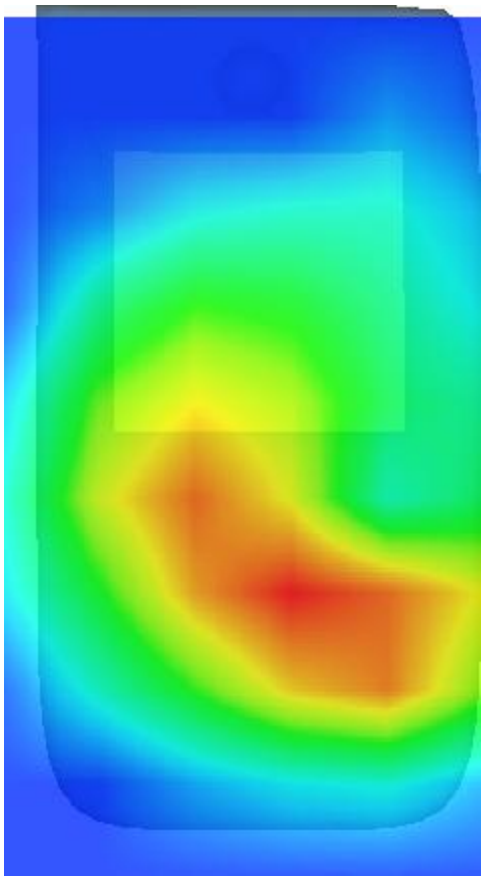

MEASUREMENT 3

Towards-ground-low

Type: Phone measurement (Complete)

Date of measurement: 19/8/2016

Measurement duration: 6 minutes 57 seconds

A. Experimental conditions.

Area Scan	dx=12mm dy=12mm
ZoomScan	5x5x7,dx=8mm dy=8mm dz=5mm,Complete
Phantom	Validation plane
Device Position	Body
Band	Band2_WCDMA1900
Channels	Low
Signal	WCDMA (Crest factor: 1.0)
Conversion factor	4.78

B. SAR Measurement Results

Lower Band SAR (Channel 9262):

Frequency (MHz)	1852.400024
Relative permittivity (real part)	52.275101
Relative permittivity (imaginary part)	14.512000
Conductivity (S/m)	1.493446
Variation (%)	1.860000

SURFACE SAR	VOLUME SAR
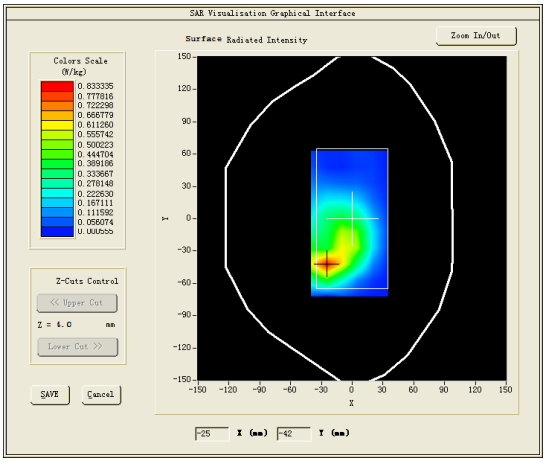	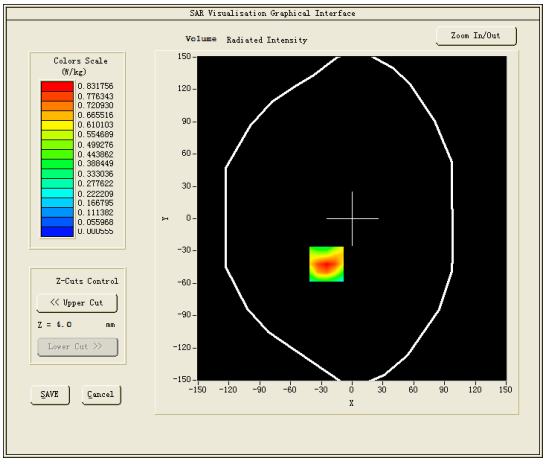

Maximum location: X=-25.00, Y=-42.00

SAR Peak: 1.27 W/kg

SAR 10g (W/Kg)	0.295373
SAR 1g (W/Kg)	0.524059

Z (mm)	0.00	4.00	9.00	14.00	19.00	24.00	29.00
SAR (W/Kg)	1.2625	0.8318	0.4774	0.2716	0.1477	0.0784	0.0365

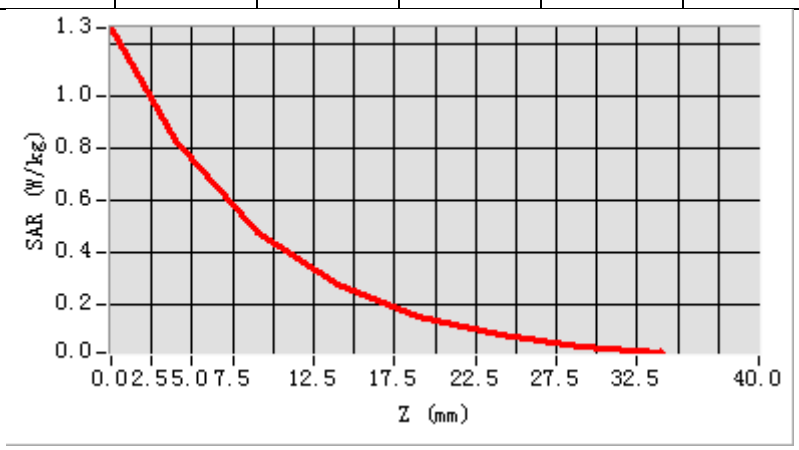

3D screen shot	Hot spot position
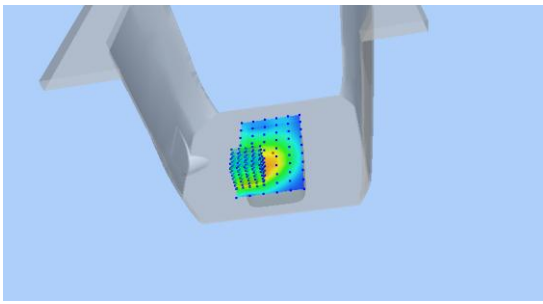	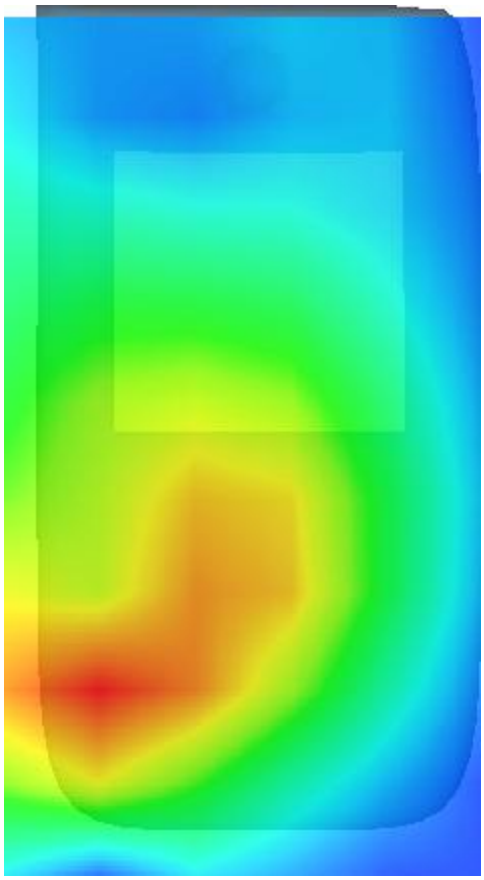

MEASUREMENT 4

Right side

Type: Phone measurement (Complete)

Date of measurement: 19/8/2016

Measurement duration: 6 minutes 55 seconds

A. Experimental conditions.

Area Scan	dx=12mm dy=12mm
ZoomScan	5x5x7,dx=8mm dy=8mm dz=5mm,Complete
Phantom	Validation plane
Device Position	Body
Band	Band2_WCDMA1900
Channels	Middle
Signal	WCDMA (Crest factor: 1.0)
Conversion factor	4.78

B. SAR Measurement Results

Lower Band SAR (Channel 9400):

Frequency (MHz)	1880.000000
Relative permittivity (real part)	52.254398
Relative permittivity (imaginary part)	14.597900
Conductivity (S/m)	1.524670
Variation (%)	-1.240000

SURFACE SAR	VOLUME SAR
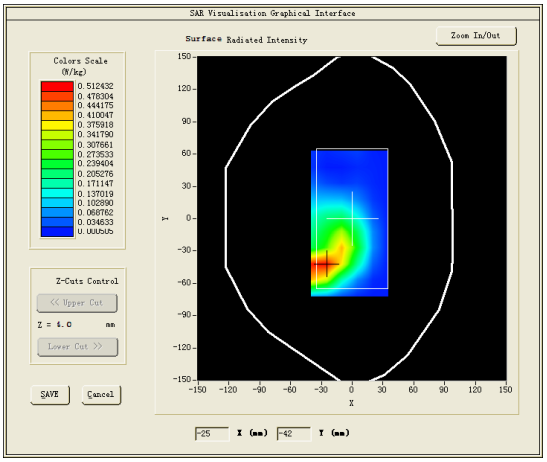	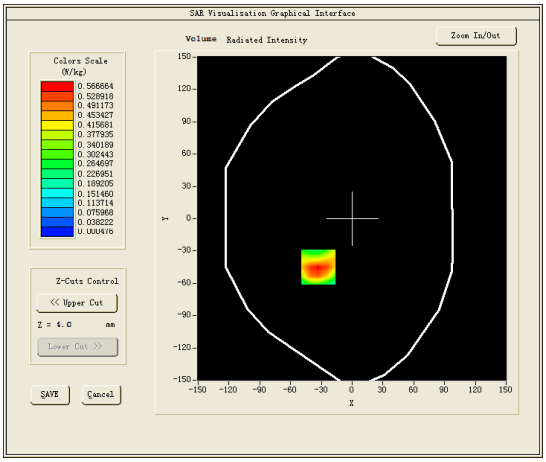

Maximum location: X=-33.00, Y=-45.00

SAR Peak: 0.97 W/kg

SAR 10g (W/Kg)	0.283776
SAR 1g (W/Kg)	0.588370

Z (mm)	0.00	4.00	9.00	14.00	19.00	24.00	29.00
SAR (W/Kg)	0.8847	0.5667	0.3168	0.1779	0.0966	0.0461	0.0159

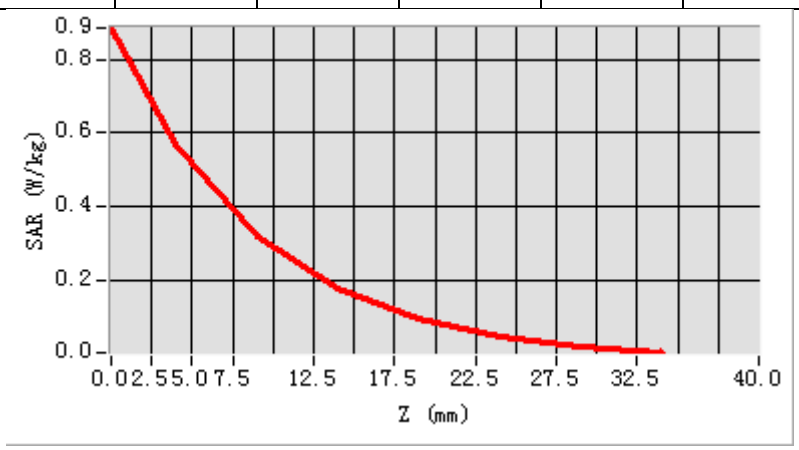

3D screen shot	Hot spot position
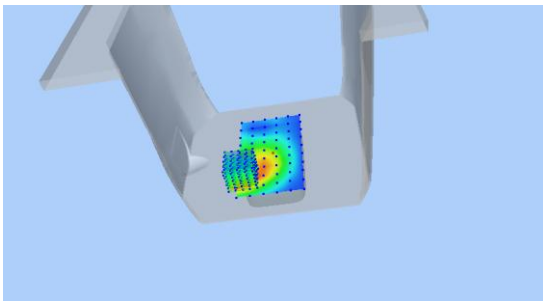	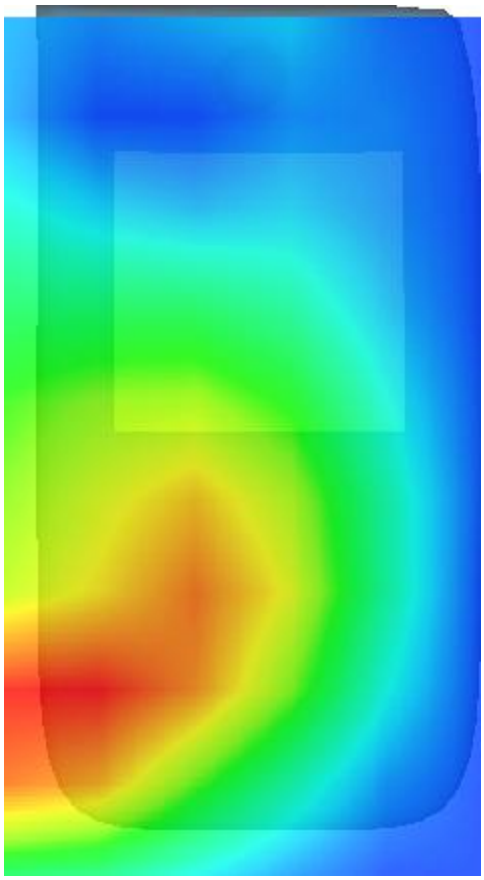

MEASUREMENT 5

Bottom side

Type: Phone measurement (Complete)

Date of measurement: 19/8/2016

Measurement duration: 8 minutes 38 seconds

A. Experimental conditions.

Area Scan	dx=12mm dy=12mm
ZoomScan	5x5x7,dx=8mm dy=8mm dz=5mm,Complete
Phantom	Validation plane
Device Position	Body
Band	Band2_WCDMA1900
Channels	Middle
Signal	WCDMA (Crest factor: 1.0)
Conversion factor	4.78

B. SAR Measurement Results

Lower Band SAR (Channel 9400):

Frequency (MHz)	1880.000000
Relative permittivity (real part)	52.254398
Relative permittivity (imaginary part)	14.597900
Conductivity (S/m)	1.524670
Variation (%)	0.840000

SURFACE SAR	VOLUME SAR
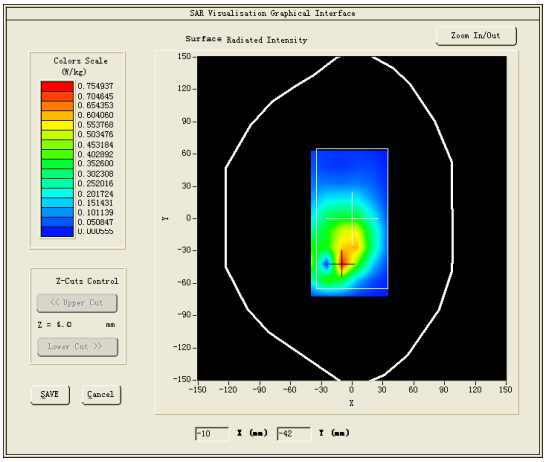	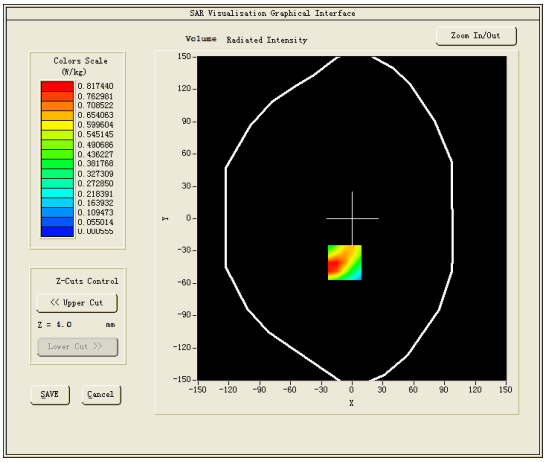

Maximum location: X=-7.00, Y=-41.00

SAR Peak: 1.29 W/kg

SAR 10g (W/Kg)	0.347201
SAR 1g (W/Kg)	0.557443

Z (mm)	0.00	4.00	9.00	14.00	19.00	24.00	29.00
SAR (W/Kg)	1.0233	0.7014	0.4236	0.2545	0.1419	0.0720	0.0344

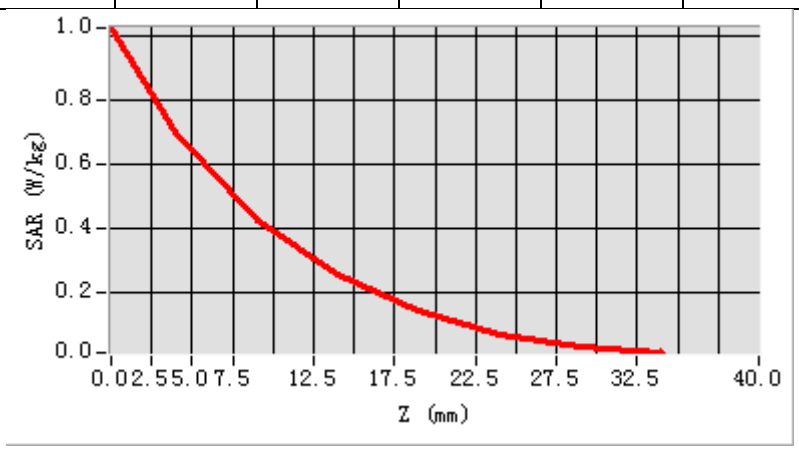

3D screen shot	Hot spot position
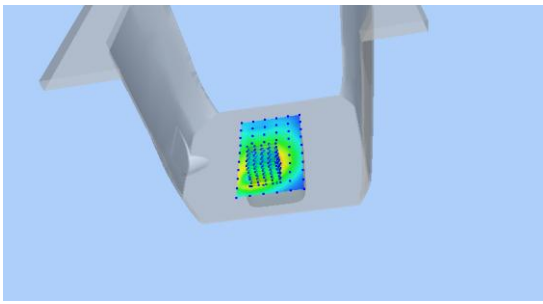	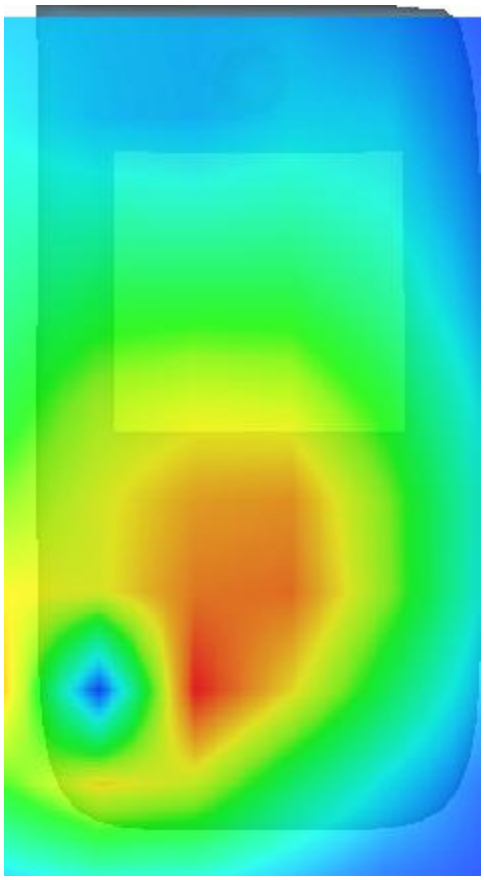

MEASUREMENT 6

Towards-ground-middle

Type: Phone measurement (Complete)

Date of measurement: 19/8/2016

Measurement duration: 6 minutes 59 seconds

A. Experimental conditions.

Area Scan	dx=12mm dy=12mm
ZoomScan	5x5x7,dx=8mm dy=8mm dz=5mm,Complete
Phantom	Validation plane
Device Position	Body
Band	Band2_WCDMA1900
Channels	Middle
Signal	WCDMA (Crest factor: 1.0)
Conversion factor	4.78

B. SAR Measurement Results

Middle Band SAR (Channel 9400):

Frequency (MHz)	1880.000000
Relative permittivity (real part)	52.254398
Relative permittivity (imaginary part)	14.597900
Conductivity (S/m)	1.524670
Variation (%)	2.340000

SURFACE SAR	VOLUME SAR
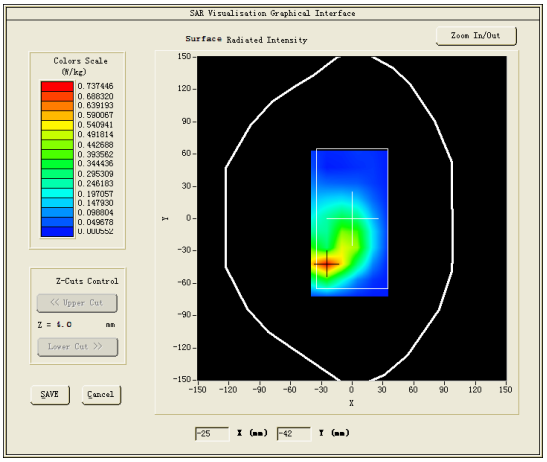	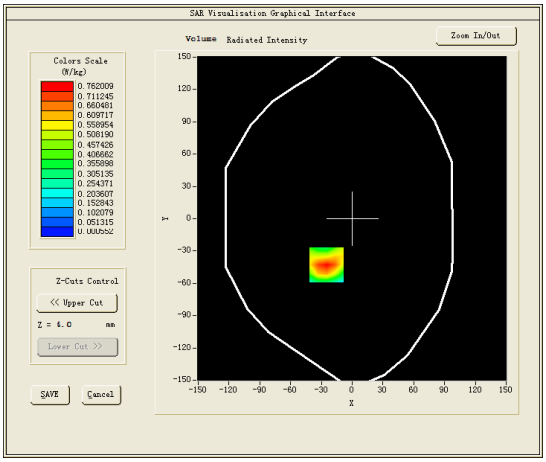

Maximum location: X=-25.00, Y=-43.00

SAR Peak: 1.19 W/kg

SAR 10g (W/Kg)	0.358641
SAR 1g (W/Kg)	0.604319

Z (mm)	0.00	4.00	9.00	14.00	19.00	24.00	29.00
SAR (W/Kg)	1.1679	0.7620	0.4315	0.2403	0.1290	0.0651	0.0281

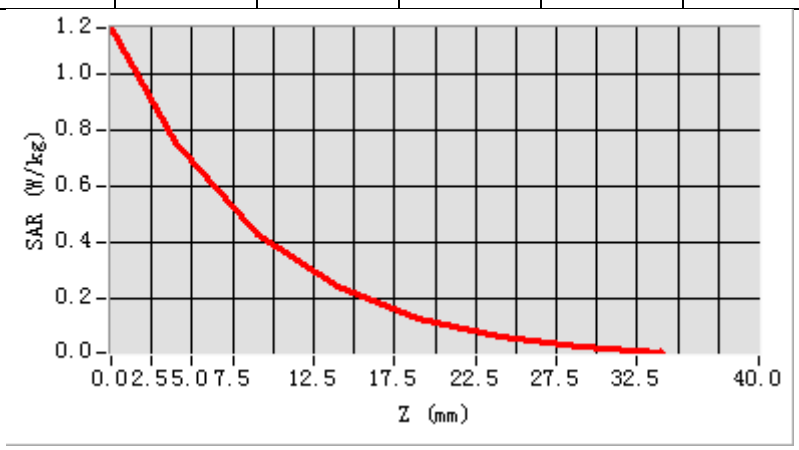

3D screen shot	Hot spot position
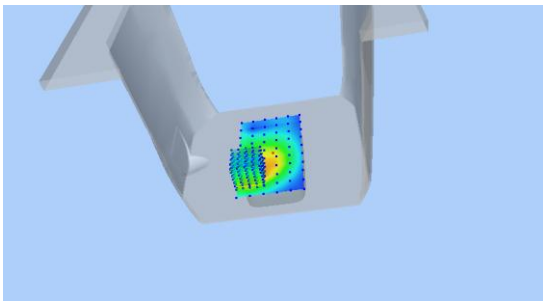	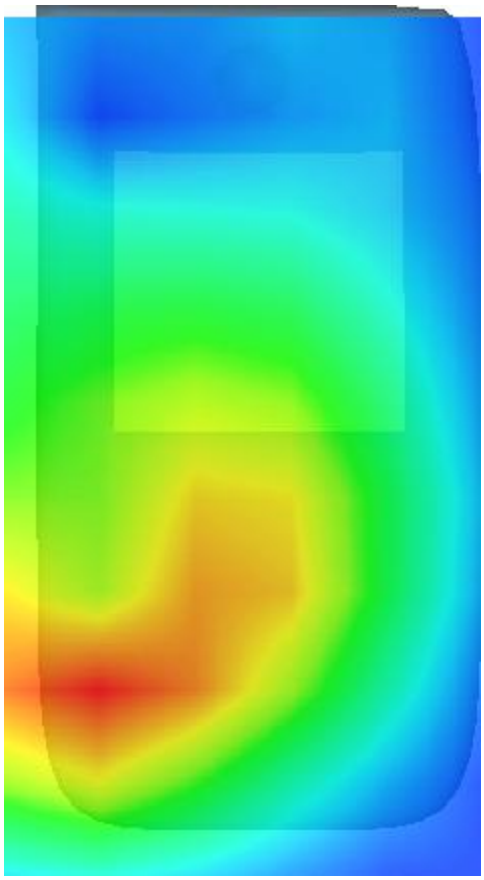

MEASUREMENT 7

Towards-phantom-middle

Type: Phone measurement (Complete)

Date of measurement: 19/8/2016

Measurement duration: 8 minutes 19 seconds

A. Experimental conditions.

Area Scan	dx=12mm dy=12mm
ZoomScan	5x5x7,dx=8mm dy=8mm dz=5mm,Complete
Phantom	Validation plane
Device Position	Body
Band	Band2_WCDMA1900
Channels	Middle
Signal	WCDMA (Crest factor: 1.0)
Conversion factor	4.78

B. SAR Measurement Results

Middle Band SAR (Channel 9400):

Frequency (MHz)	1880.000000
Relative permittivity (real part)	52.254398
Relative permittivity (imaginary part)	14.597900
Conductivity (S/m)	1.524670
Variation (%)	0.510000

SURFACE SAR	VOLUME SAR
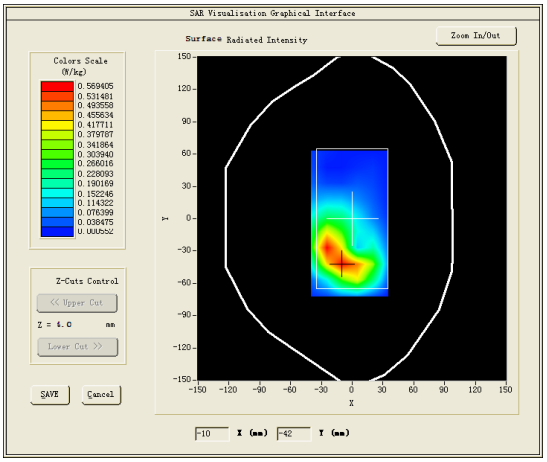	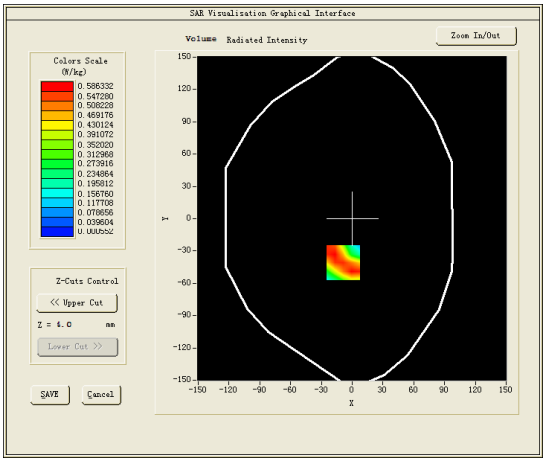

Maximum location: X=-9.00, Y=-41.00

SAR Peak: 0.92 W/kg

SAR 10g (W/Kg)	0.301645
SAR 1g (W/Kg)	0.545399

Z (mm)	0.00	4.00	9.00	14.00	19.00	24.00	29.00
SAR (W/Kg)	0.8576	0.5610	0.3203	0.1875	0.1022	0.0508	0.0244

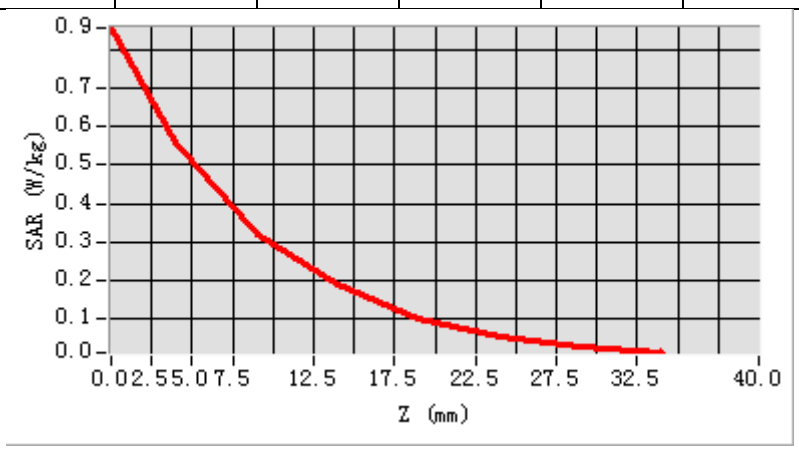

3D screen shot	Hot spot position
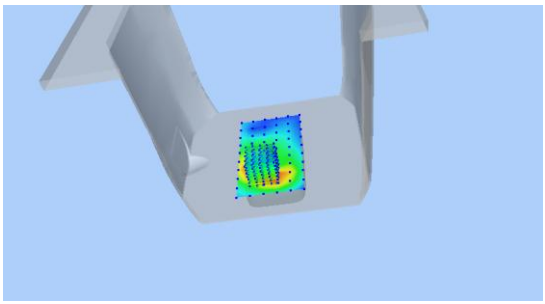	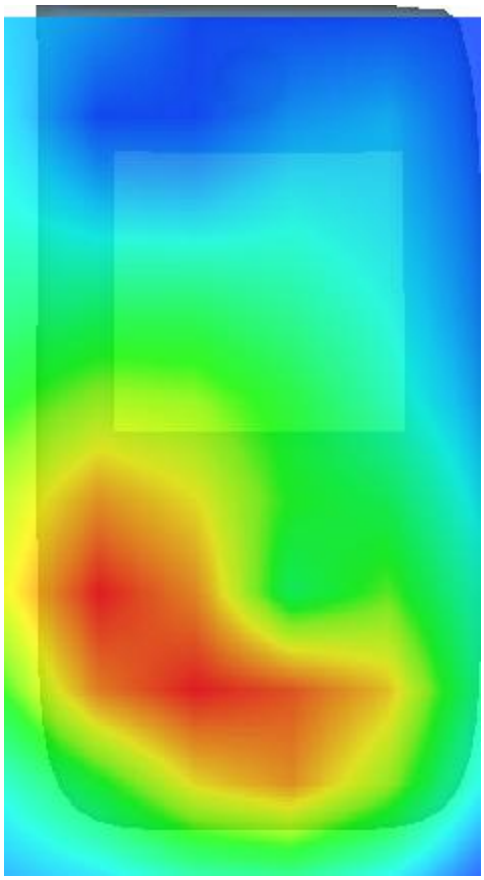

MEASUREMENT 8

Towards-ground-high

Type: Phone measurement (Complete)

Date of measurement: 19/8/2016

Measurement duration: 6 minutes 57 seconds

A. Experimental conditions.

Area Scan	dx=12mm dy=12mm
ZoomScan	5x5x7,dx=8mm dy=8mm dz=5mm,Complete
Phantom	Validation plane
Device Position	Body
Band	Band2_WCDMA1900
Channels	High
Signal	WCDMA (Crest factor: 1.0)
Conversion factor	4.78

B. SAR Measurement Results

Higher Band SAR (Channel 9538):

Frequency (MHz)	1907.599976
Relative permittivity (real part)	52.233501
Relative permittivity (imaginary part)	14.683700
Conductivity (S/m)	1.556146
Variation (%)	1.330000

SURFACE SAR	VOLUME SAR
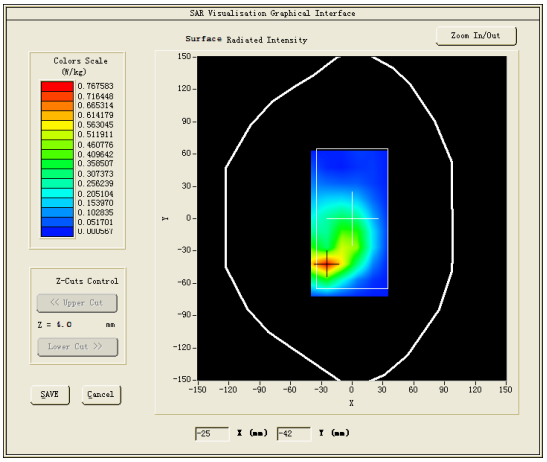	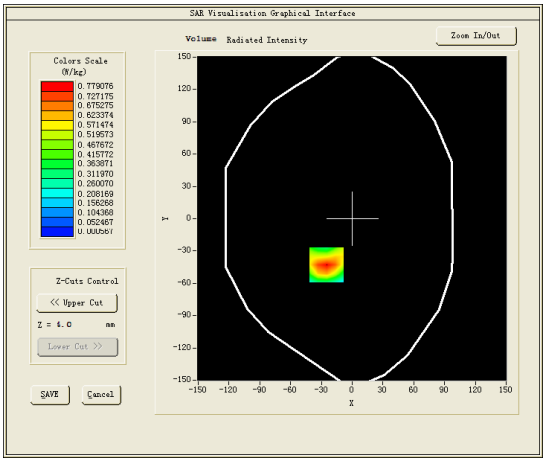

Maximum location: X=-25.00, Y=-43.00

SAR Peak: 1.21 W/kg

SAR 10g (W/Kg)	0.406258
SAR 1g (W/Kg)	0.570106

Z (mm)	0.00	4.00	9.00	14.00	19.00	24.00	29.00
SAR (W/Kg)	1.2055	0.7791	0.4362	0.2408	0.1284	0.0636	0.0260

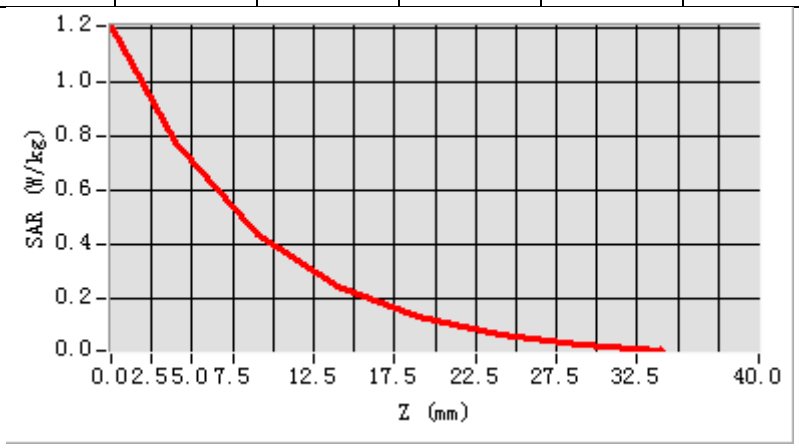

3D screen shot	Hot spot position
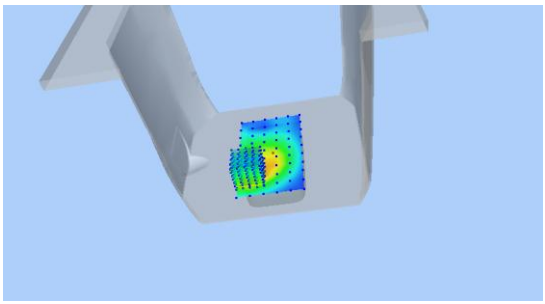	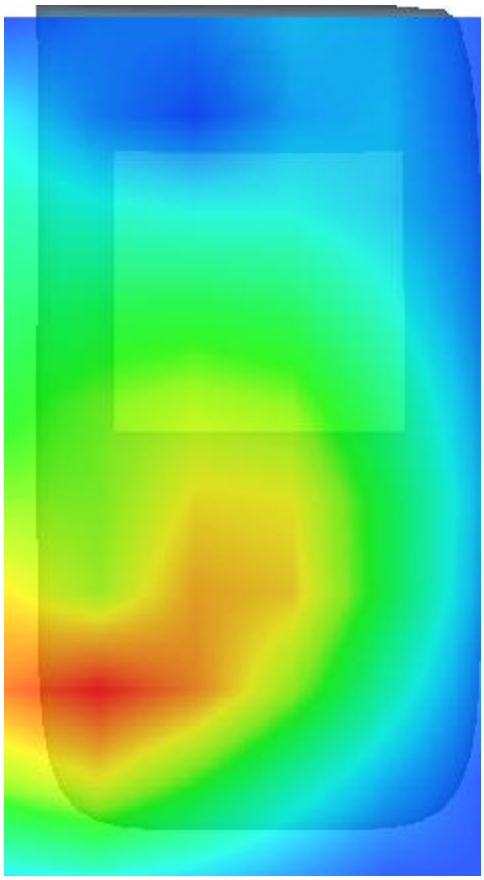

MEASUREMENT 9

Towards- phantom -low

Type: Phone measurement (Complete)

Date of measurement: 20/8/2016

Measurement duration: 10 minutes 25 seconds

A. Experimental conditions.

Area Scan	dx=12mm dy=12mm
ZoomScan	5x5x7,dx=8mm dy=8mm dz=5mm,Complete
Phantom	Validation plane
Device Position	Body
Band	Band5_WCDMA850
Channels	Low
Signal	WCDMA (Crest factor: 1.0)
Conversion factor	5.07

B. SAR Measurement Results

Lower Band SAR (Channel 4132):

Frequency (MHz)	826.400024
Relative permittivity (real part)	53.664639
Relative permittivity (imaginary part)	21.685261
Conductivity (S/m)	0.995594
Variation (%)	1.950000

SURFACE SAR	VOLUME SAR
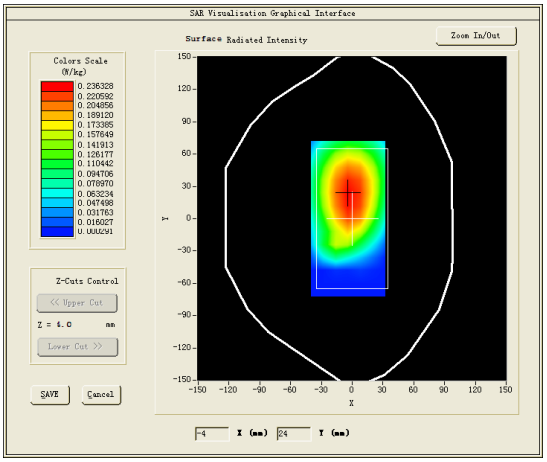	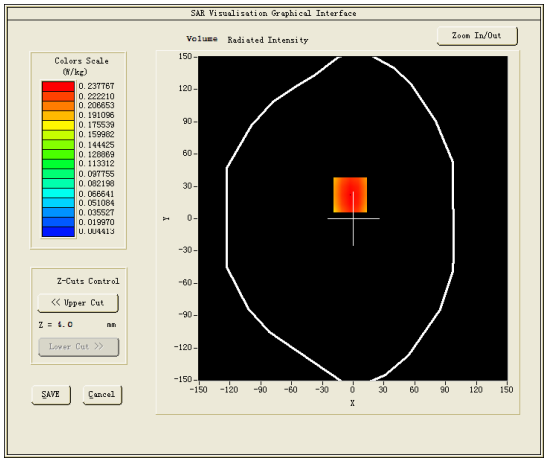

Maximum location: X=-3.00, Y=22.00

SAR Peak: 0.33 W/kg

SAR 10g (W/Kg)	0.182312
SAR 1g (W/Kg)	0.299072

Z (mm)	0.00	4.00	9.00	14.00	19.00	24.00	29.00
SAR (W/Kg)	0.2979	0.2378	0.1769	0.1289	0.0909	0.0617	0.0386

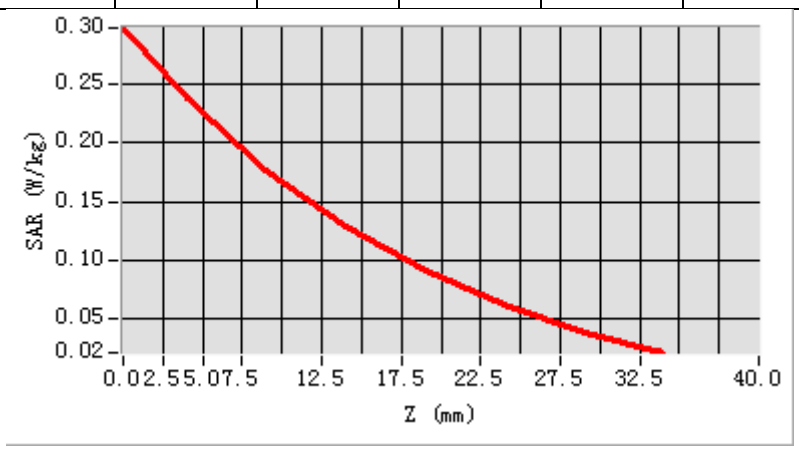

3D screen shot	Hot spot position
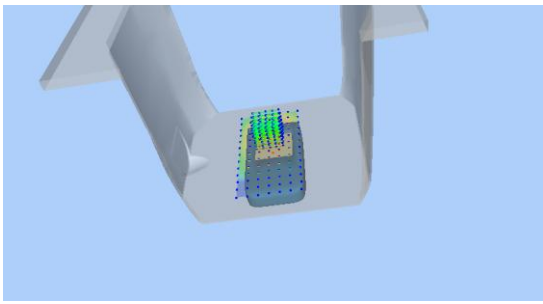	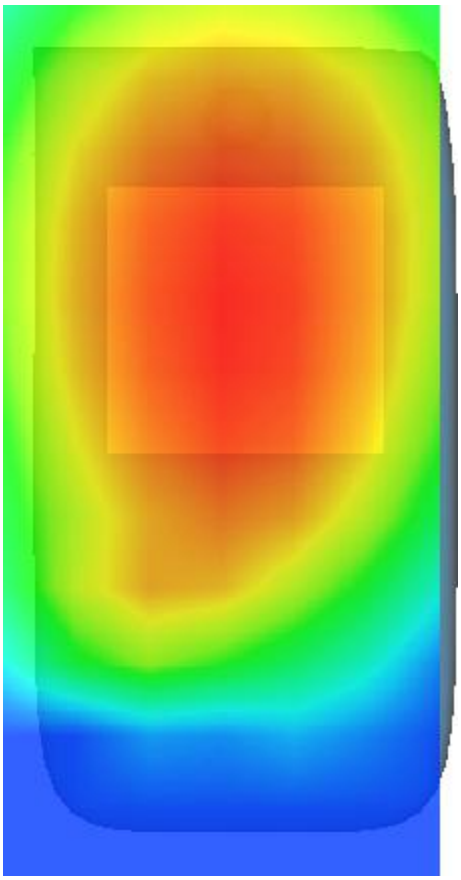

MEASUREMENT 10

Towards-ground-middle

Type: Phone measurement (Complete)

Date of measurement: 20/8/2016

Measurement duration: 10 minutes 35 seconds

A. Experimental conditions.

Area Scan	dx=12mm dy=12mm
ZoomScan	5x5x7,dx=8mm dy=8mm dz=5mm,Complete
Phantom	Validation plane
Device Position	Body
Band	Band5_WCDMA850
Channels	Middle
Signal	WCDMA (Crest factor: 1.0)
Conversion factor	5.07

B. SAR Measurement Results

Middle Band SAR (Channel 4182):

Frequency (MHz)	836.400024
Relative permittivity (real part)	53.394279
Relative permittivity (imaginary part)	21.684340
Conductivity (S/m)	1.007599
Variation (%)	2.560000

SURFACE SAR	VOLUME SAR
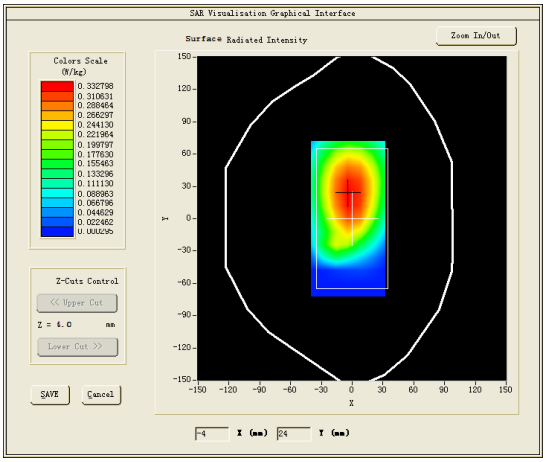	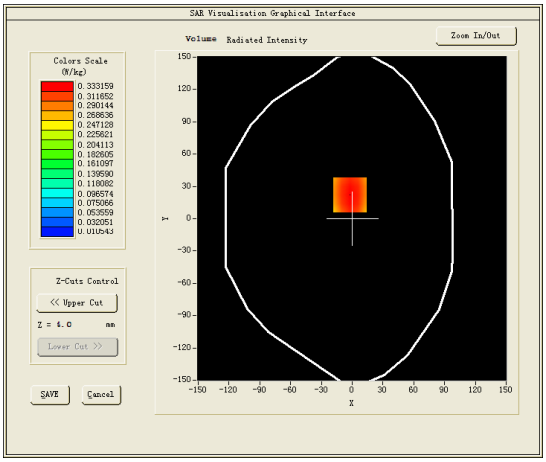

Maximum location: X=-2.00, Y=22.00

SAR Peak: 0.45 W/kg

SAR 10g (W/Kg)	0.172717
SAR 1g (W/Kg)	0.249414

Z (mm)	0.00	4.00	9.00	14.00	19.00	24.00	29.00
SAR (W/Kg)	0.4077	0.3332	0.2529	0.1861	0.1334	0.0924	0.0614

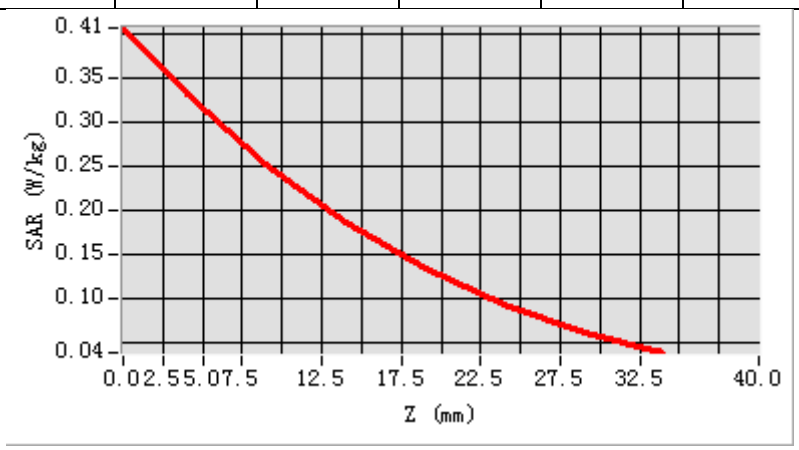

3D screen shot	Hot spot position
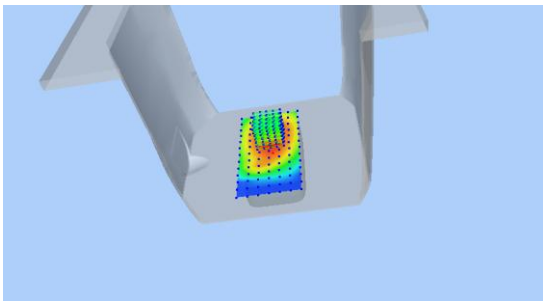	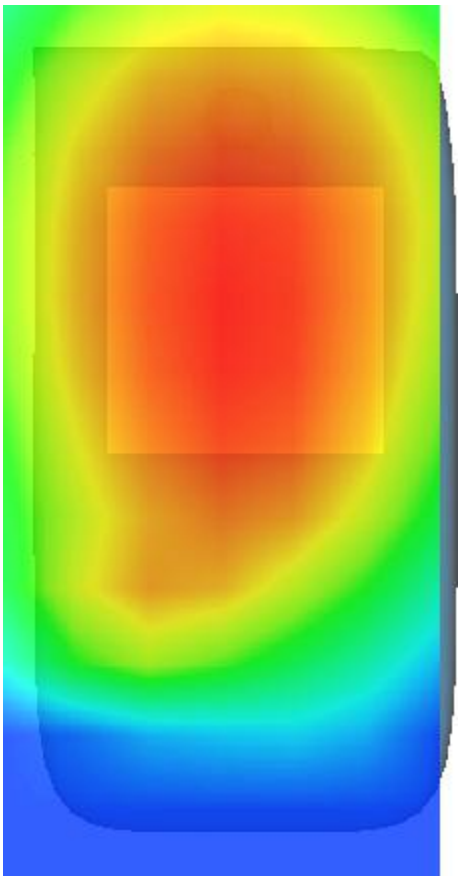

MEASUREMENT 11

Towards-phantom-middle

Type: Phone measurement (Complete)

Date of measurement: 20/8/2016

Measurement duration: 9 minutes 43 seconds

A. Experimental conditions.

Area Scan	dx=12mm dy=12mm
ZoomScan	5x5x7,dx=8mm dy=8mm dz=5mm,Complete
Phantom	Validation plane
Device Position	Body
Band	Band5_WCDMA850
Channels	Middle
Signal	WCDMA (Crest factor: 1.0)
Conversion factor	5.07

B. SAR Measurement Results

Middle Band SAR (Channel 4182):

Frequency (MHz)	836.400024
Relative permittivity (real part)	53.394279
Relative permittivity (imaginary part)	21.684340
Conductivity (S/m)	1.007599
Variation (%)	3.220000

SURFACE SAR	VOLUME SAR
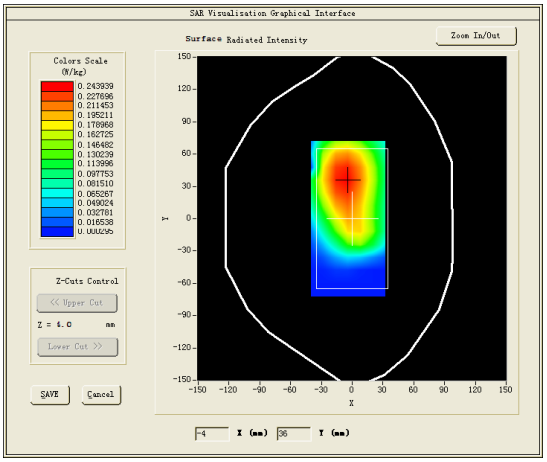	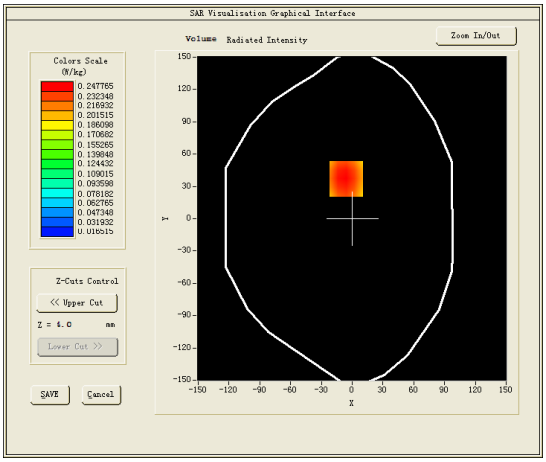

Maximum location: X=-6.00, Y=37.00

SAR Peak: 0.36 W/kg

SAR 10g (W/Kg)	0.176670
SAR 1g (W/Kg)	0.313218

Z (mm)	0.00	4.00	9.00	14.00	19.00	24.00	29.00
SAR (W/Kg)	0.3158	0.2478	0.1812	0.1309	0.0924	0.0638	0.0422

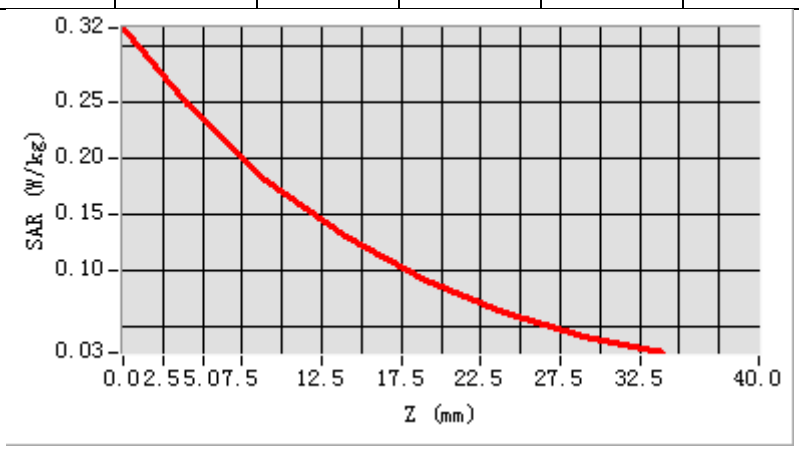

3D screen shot	Hot spot position
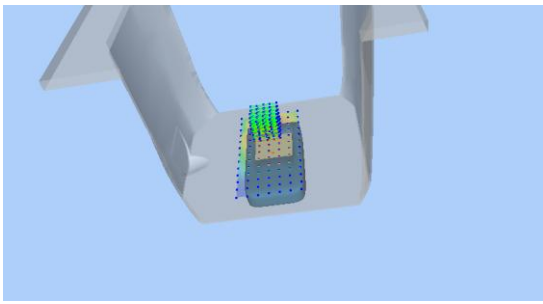	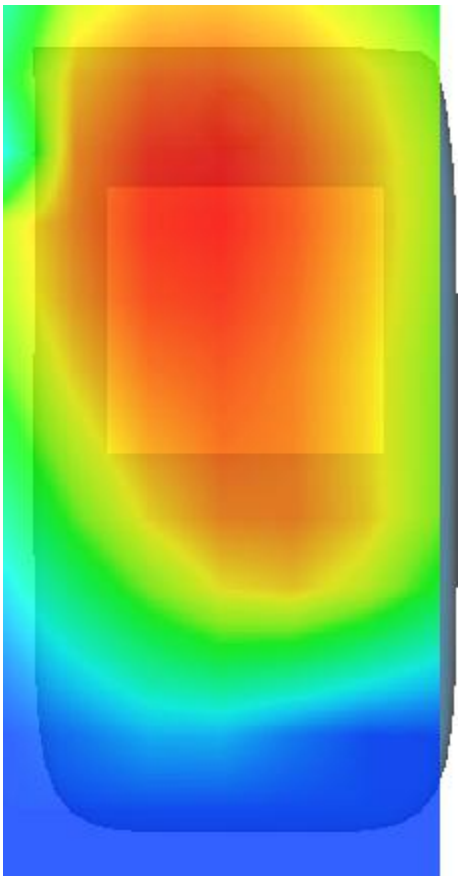

MEASUREMENT 12

Towards- phantom -high

Type: Phone measurement (Complete)

Date of measurement: 20/8/2016

Measurement duration: 10 minutes 44 seconds

A. Experimental conditions.

Area Scan	dx=12mm dy=12mm
ZoomScan	5x5x7,dx=8mm dy=8mm dz=5mm,Complete
Phantom	Validation plane
Device Position	Body
Band	Band5_WCDMA850
Channels	High
Signal	WCDMA (Crest factor: 1.0)
Conversion factor	5.07

B. SAR Measurement Results

Higher Band SAR (Channel 4233):

Frequency (MHz)	846.599976
Relative permittivity (real part)	53.252720
Relative permittivity (imaginary part)	21.681881
Conductivity (S/m)	1.019771
Variation (%)	1.840000

SURFACE SAR	VOLUME SAR
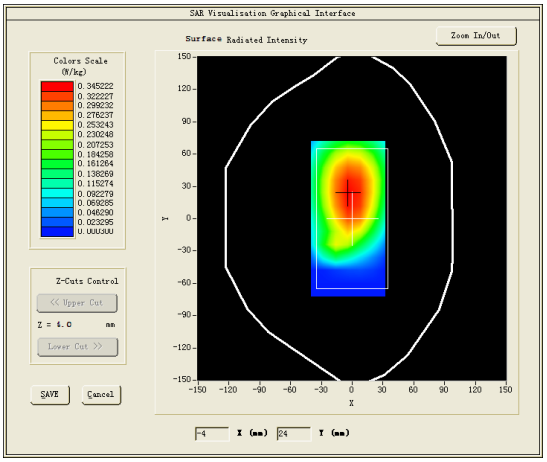	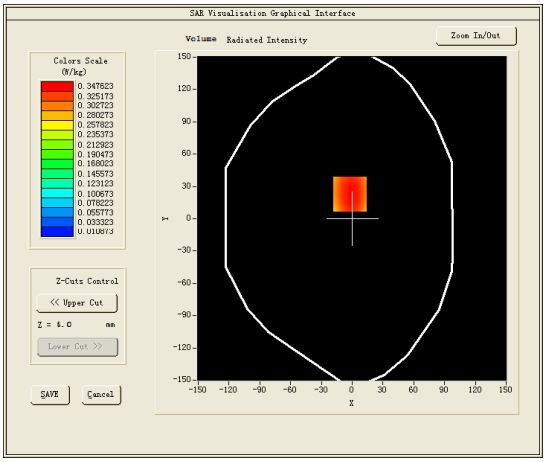

Maximum location: X=-2.00, Y=23.00

SAR Peak: 0.48 W/kg

SAR 10g (W/Kg)	0.192598
SAR 1g (W/Kg)	0.267012

Z (mm)	0.00	4.00	9.00	14.00	19.00	24.00	29.00
SAR (W/Kg)	0.4331	0.3476	0.2596	0.1913	0.1359	0.0944	0.0627

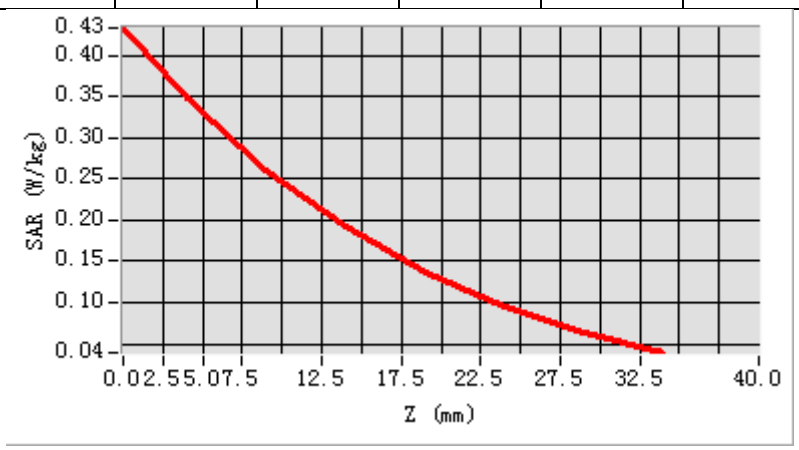

3D screen shot	Hot spot position
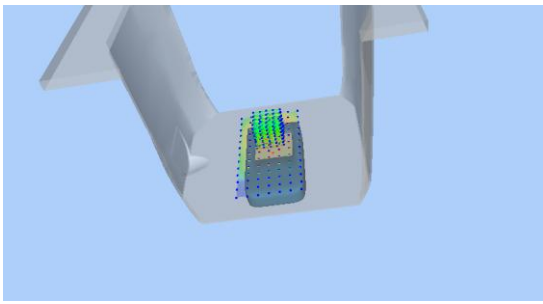	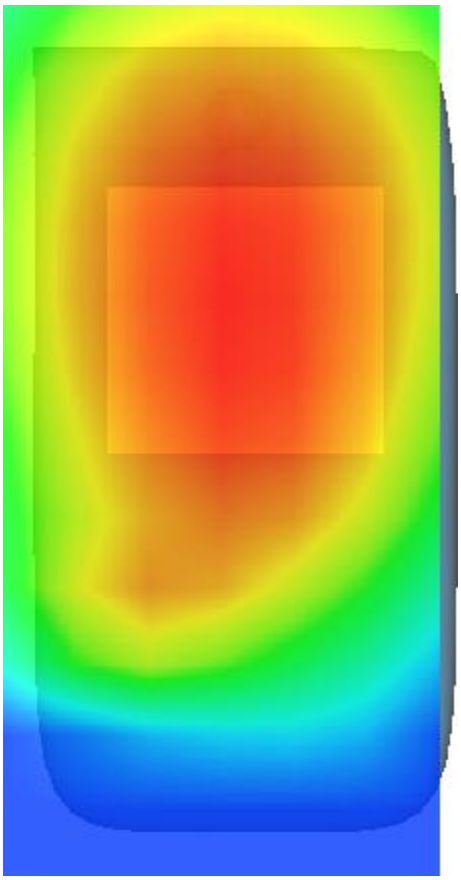

MEASUREMENT 13

Right side

Type: Phone measurement (Complete)

Date of measurement: 20/8/2016

Measurement duration: 9 minutes 59 seconds

A. Experimental conditions.

Area Scan	dx=12mm dy=12mm
ZoomScan	5x5x7,dx=8mm dy=8mm dz=5mm,Complete
Phantom	Validation plane
Device Position	Body
Band	Band5_WCDMA850
Channels	Middle
Signal	WCDMA (Crest factor: 1.0)
Conversion factor	5.07

B. SAR Measurement Results

Higher Band SAR (Channel 4182):

Frequency (MHz)	836.400024
Relative permittivity (real part)	53.394279
Relative permittivity (imaginary part)	21.684340
Conductivity (S/m)	1.007599
Variation (%)	1.890000

SURFACE SAR	VOLUME SAR
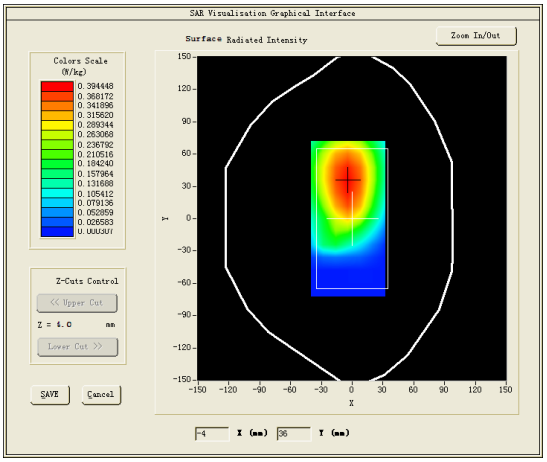	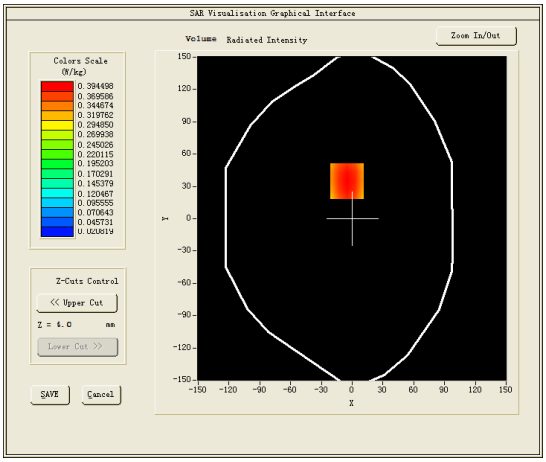

Maximum location: X=-5.00, Y=35.00

SAR Peak: 0.53 W/kg

SAR 10g (W/Kg)	0.155369
SAR 1g (W/Kg)	0.270773

Z (mm)	0.00	4.00	9.00	14.00	19.00	24.00	29.00
SAR (W/Kg)	0.4898	0.3945	0.2965	0.2182	0.1579	0.1125	0.0766

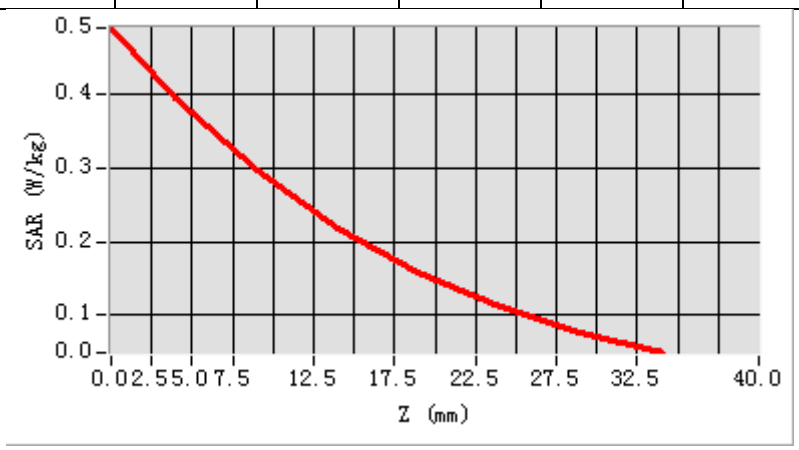

3D screen shot	Hot spot position
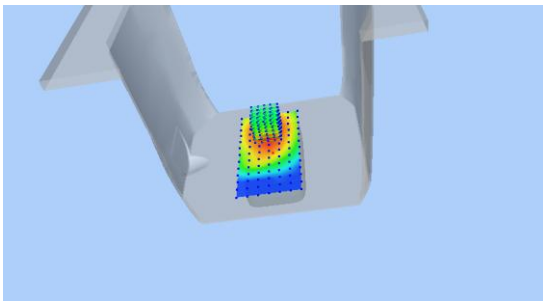	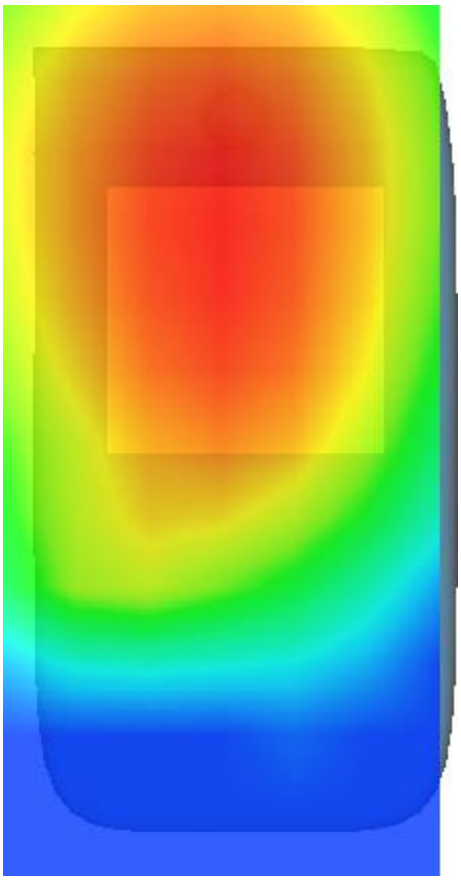

MEASUREMENT 14

Bottom side

Type: Phone measurement (Complete)

Date of measurement: 20/8/2016

Measurement duration: 10 minutes 8 seconds

A. Experimental conditions.

Area Scan	dx=12mm dy=12mm
ZoomScan	5x5x7,dx=8mm dy=8mm dz=5mm,Complete
Phantom	Validation plane
Device Position	Body
Band	Band5_WCDMA850
Channels	Middle
Signal	WCDMA (Crest factor: 1.0)
Conversion factor	5.07

B. SAR Measurement Results

Higher Band SAR (Channel 4182):

Frequency (MHz)	836.400024
Relative permittivity (real part)	53.394279
Relative permittivity (imaginary part)	21.684340
Conductivity (S/m)	1.007599
Variation (%)	2.410000

SURFACE SAR	VOLUME SAR
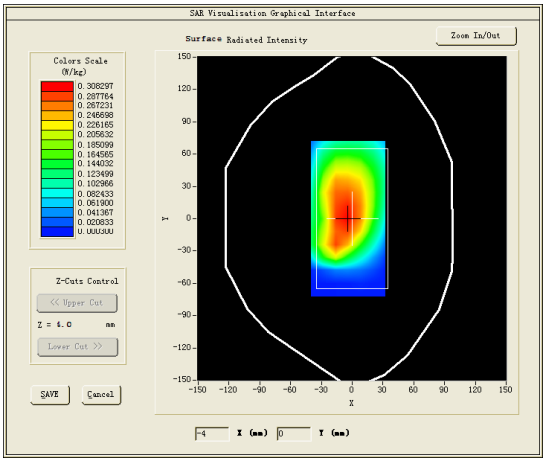	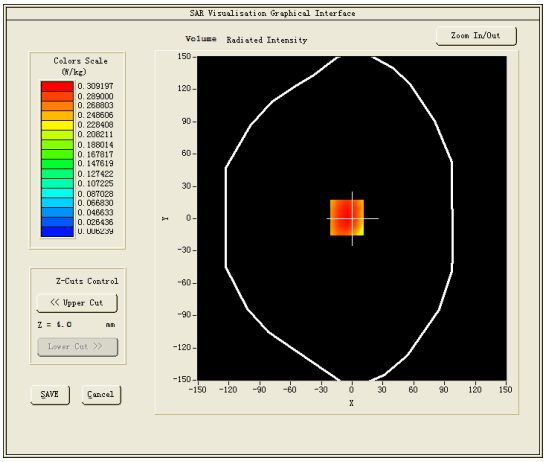

Maximum location: X=-5.00, Y=1.00

SAR Peak: 0.44 W/kg

SAR 10g (W/Kg)	0.185923
SAR 1g (W/Kg)	0.253755

Z (mm)	0.00	4.00	9.00	14.00	19.00	24.00	29.00
SAR (W/Kg)	0.3965	0.3092	0.2226	0.1564	0.1063	0.0687	0.0408

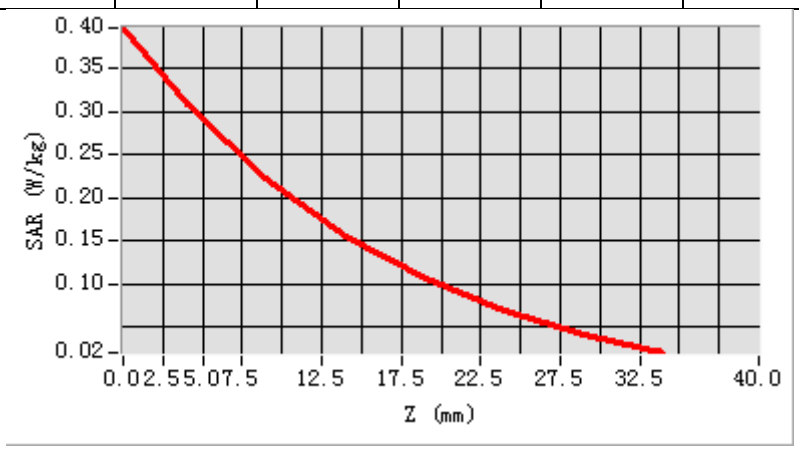

3D screen shot	Hot spot position
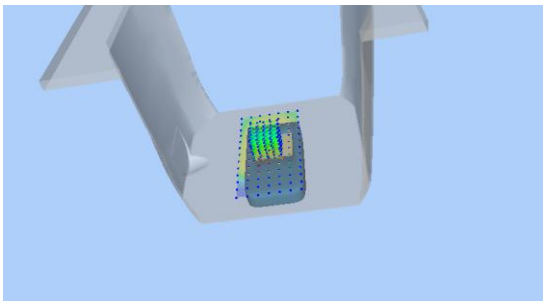	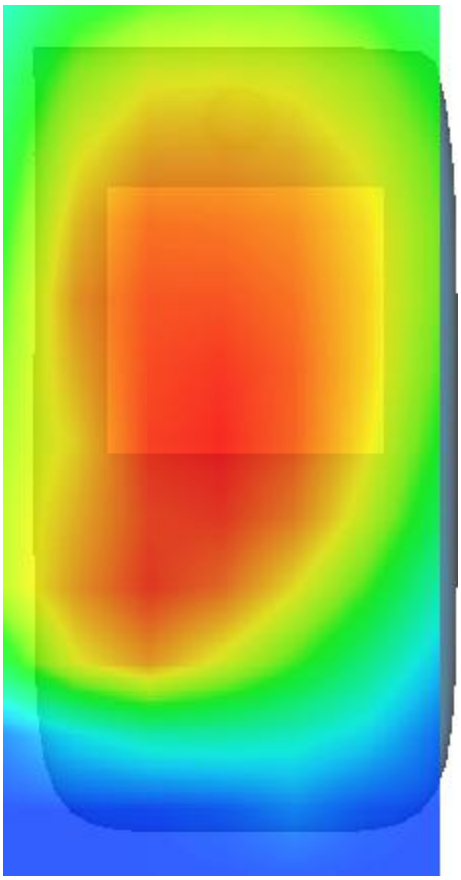

MEASUREMENT 15

Towards-phantom-low

Type: Phone measurement (Complete)

Date of measurement: 22/8/2016

Measurement duration: 7 minutes 1 seconds

A. Experimental conditions.

Area Scan	dx=12mm dy=12mm
ZoomScan	5x5x7,dx=8mm dy=8mm dz=5mm,Complete
Phantom	Validation plane
Device Position	Body
Band	IEEE 802.11b ISM
Channels	Low
Signal	IEEE802.b (Crest factor: 1.0)
Conversion factor	4.00

B. SAR Measurement Results

Lower Band SAR (Channel 1):

Frequency (MHz)	2412.000000
Relative permittivity (real part)	51.257198
Relative permittivity (imaginary part)	14.393300
Conductivity (S/m)	1.928702
Variation (%)	0.150000

SURFACE SAR	VOLUME SAR
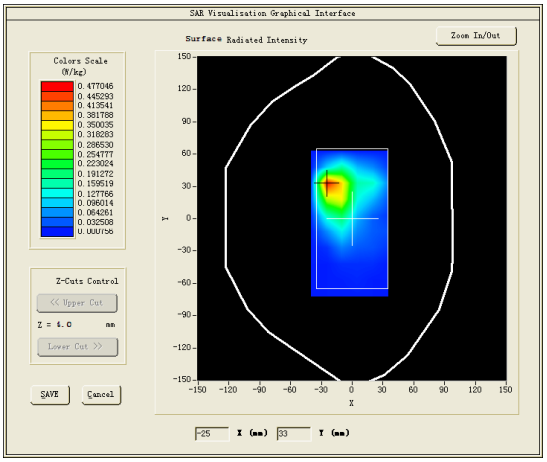	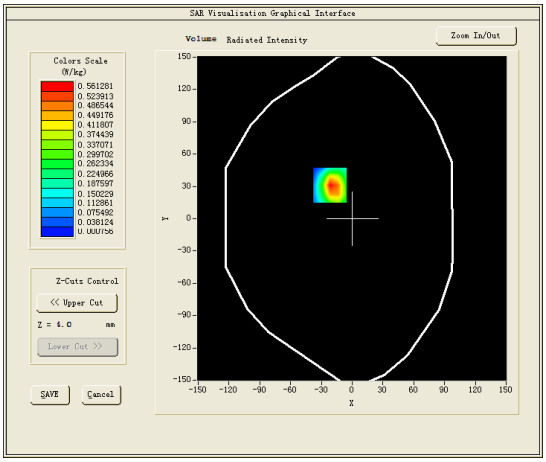

Maximum location: X=-22.00, Y=31.00

SAR Peak: 1.13 W/kg

SAR 10g (W/Kg)	0.282950
SAR 1g (W/Kg)	0.583425

Z (mm)	0.00	4.00	9.00	14.00	19.00	24.00	29.00
SAR (W/Kg)	0.9956	0.5613	0.2367	0.0884	0.0188	0.0008	0.0008

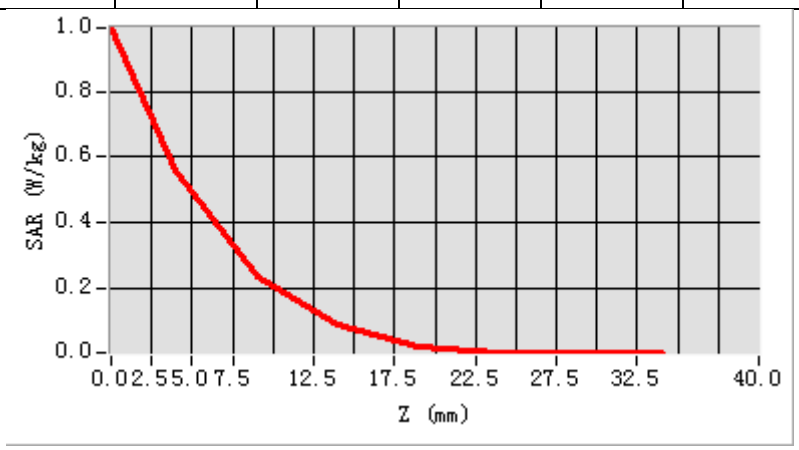

3D screen shot	Hot spot position
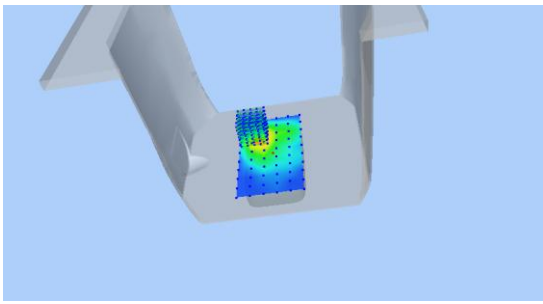	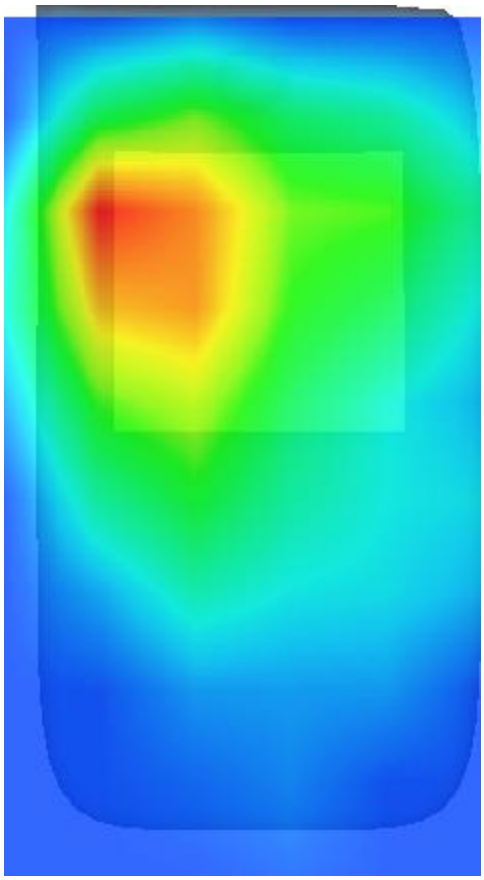

MEASUREMENT 16

Towards-ground-middle

Type: Phone measurement (Complete)

Date of measurement: 22/8/2016

Measurement duration: 10 minutes 59 seconds

A. Experimental conditions.

Area Scan	dx=12mm dy=12mm
ZoomScan	5x5x7,dx=8mm dy=8mm dz=5mm,Complete
Phantom	Validation plane
Device Position	Body
Band	IEEE 802.11b ISM
Channels	Middle
Signal	IEEE802.b (Crest factor: 1.0)
Conversion factor	4.11

B. SAR Measurement Results

Middle Band SAR (Channel 6):

Frequency (MHz)	2437.000000
Relative permittivity (real part)	52.915798
Relative permittivity (imaginary part)	14.315100
Conductivity (S/m)	1.942082
Variation (%)	1.230000

SURFACE SAR	VOLUME SAR
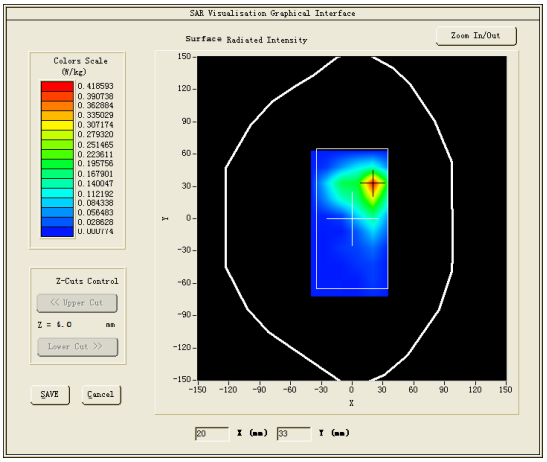	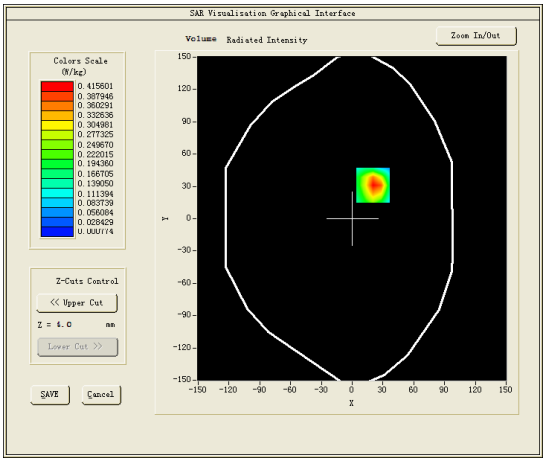

Maximum location: X=20.00, Y=31.00

SAR Peak: 0.92 W/kg

SAR 10g (W/Kg)	0.198718
SAR 1g (W/Kg)	0.474927

Z (mm)	0.00	4.00	9.00	14.00	19.00	24.00	29.00
SAR (W/Kg)	0.7979	0.4156	0.1502	0.0379	0.0019	0.0008	0.0008

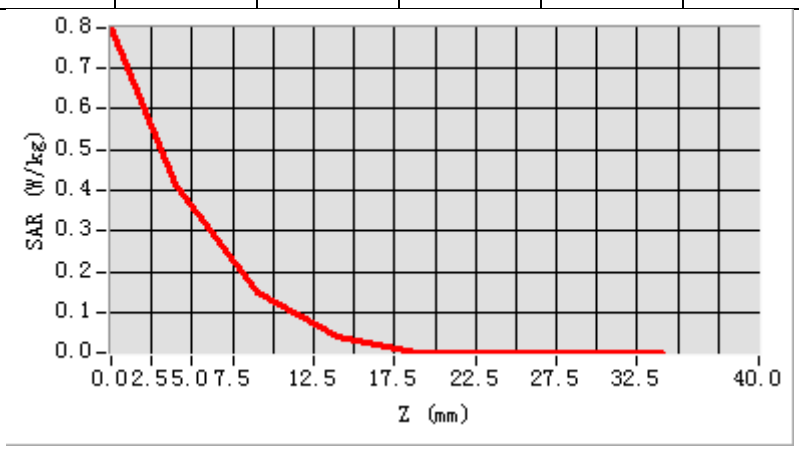

3D screen shot	Hot spot position
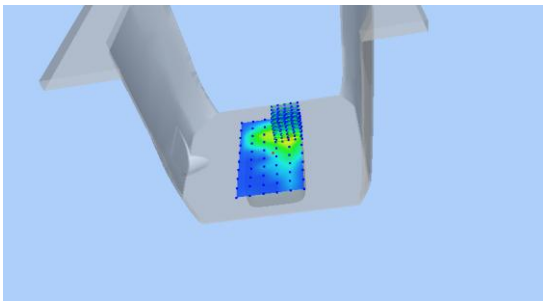	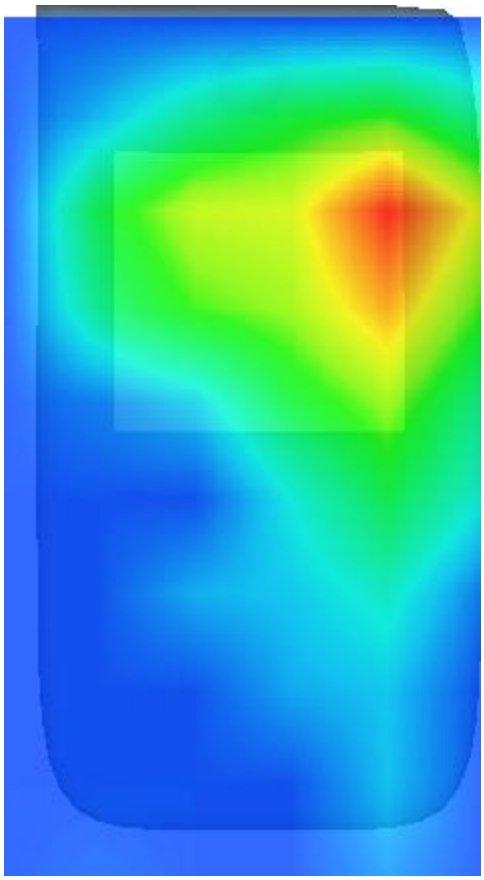

MEASUREMENT 17

Towards-phantom-middle

Type: Phone measurement (Complete)

Date of measurement: 22/8/2016

Measurement duration: 8 minutes 25 seconds

A. Experimental conditions.

Area Scan	dx=12mm dy=12mm
ZoomScan	5x5x7,dx=8mm dy=8mm dz=5mm,Complete
Phantom	Validation plane
Device Position	Body
Band	IEEE 802.11b ISM
Channels	Middle
Signal	IEEE802.b (Crest factor: 1.0)
Conversion factor	4.11

B. SAR Measurement Results

Middle Band SAR (Channel 6):

Frequency (MHz)	2437.000000
Relative permittivity (real part)	52.915798
Relative permittivity (imaginary part)	14.315100
Conductivity (S/m)	1.942082
Variation (%)	0.770000

SURFACE SAR	VOLUME SAR
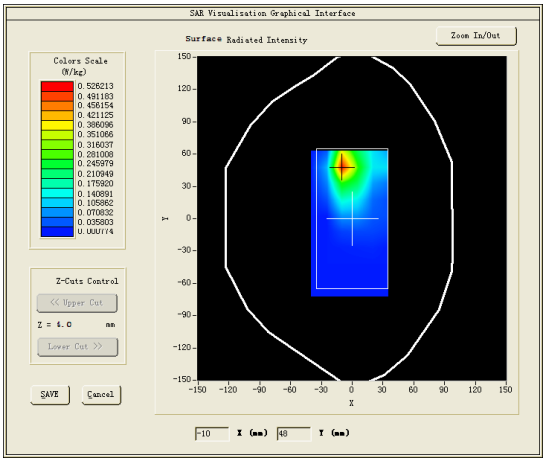	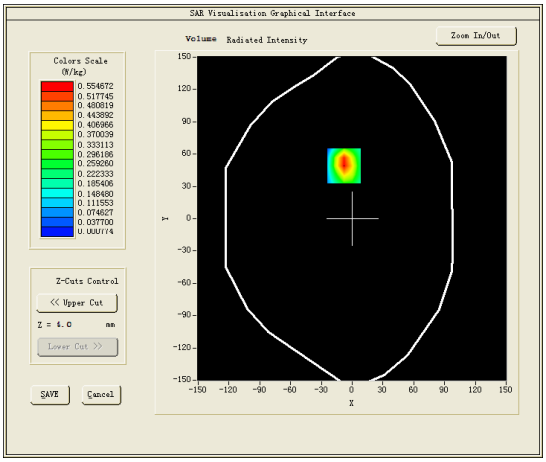

Maximum location: X=-8.00, Y=49.00

SAR Peak: 1.10 W/kg

SAR 10g (W/Kg)	0.251486
SAR 1g (W/Kg)	0.510998

Z (mm)	0.00	4.00	9.00	14.00	19.00	24.00	29.00
SAR (W/Kg)	0.9558	0.5547	0.2456	0.0958	0.0228	0.0008	0.0008

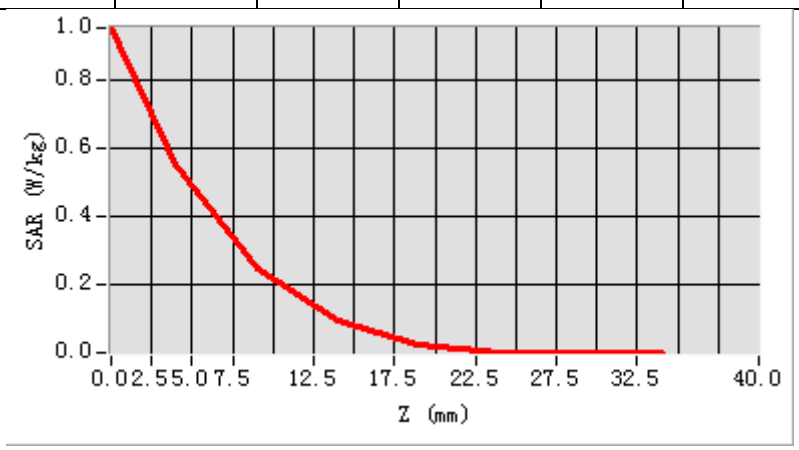

3D screen shot	Hot spot position
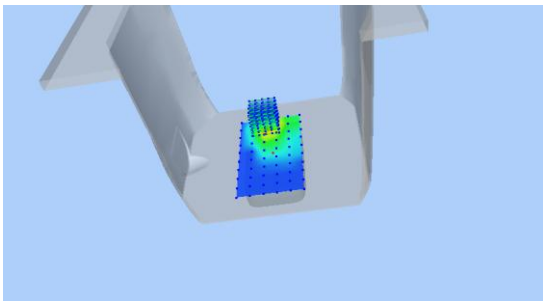	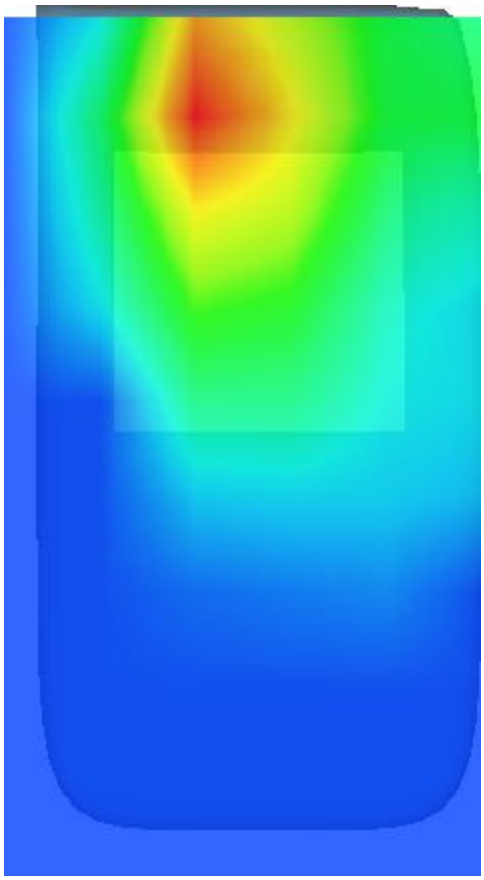

MEASUREMENT 18

Towards-phantom-high

Type: Phone measurement (Complete)

Date of measurement: 22/8/2016

Measurement duration: 8 minutes 18 seconds

A. Experimental conditions.

Area Scan	dx=12mm dy=12mm
ZoomScan	5x5x7,dx=8mm dy=8mm dz=5mm,Complete
Phantom	Validation plane
Device Position	Body
Band	IEEE 802.11b ISM
Channels	High
Signal	IEEE802.b (Crest factor: 1.0)
Conversion factor	4.11

B. SAR Measurement Results

Higher Band SAR (Channel 11):

Frequency (MHz)	2462.000000
Relative permittivity (real part)	55.097698
Relative permittivity (imaginary part)	12.224000
Conductivity (S/m)	1.678763
Variation (%)	0.230000

SURFACE SAR	VOLUME SAR
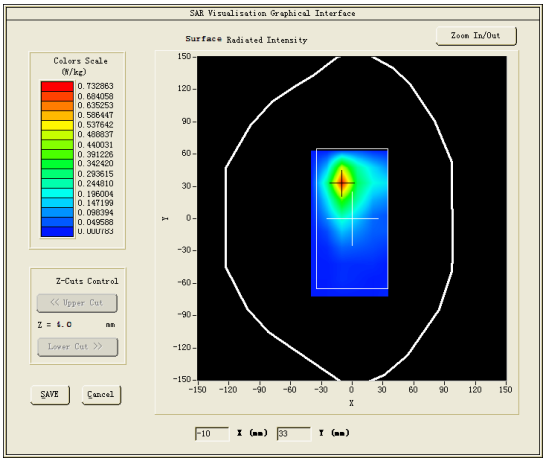	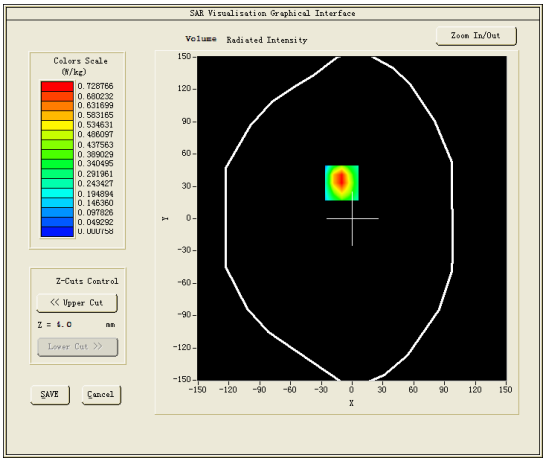

Maximum location: X=-10.00, Y=33.00

SAR Peak: 1.26 W/kg

SAR 10g (W/Kg)	0.312254
SAR 1g (W/Kg)	0.556398

Z (mm)	0.00	4.00	9.00	14.00	19.00	24.00	29.00
SAR (W/Kg)	1.2505	0.7288	0.3296	0.1352	0.0411	0.0018	0.0008

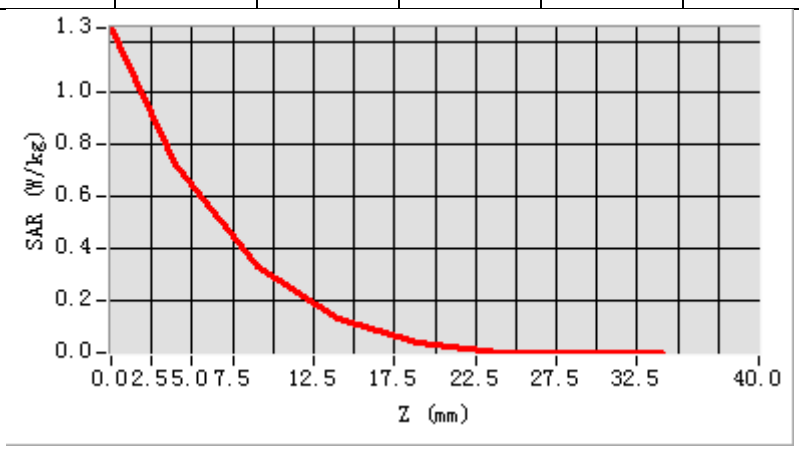

3D screen shot	Hot spot position
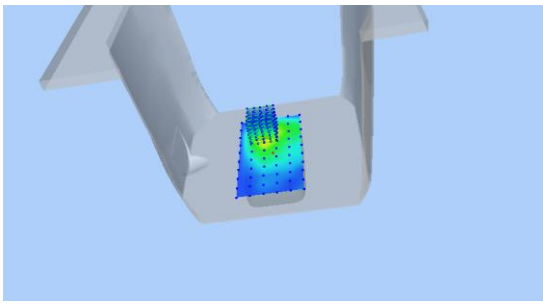	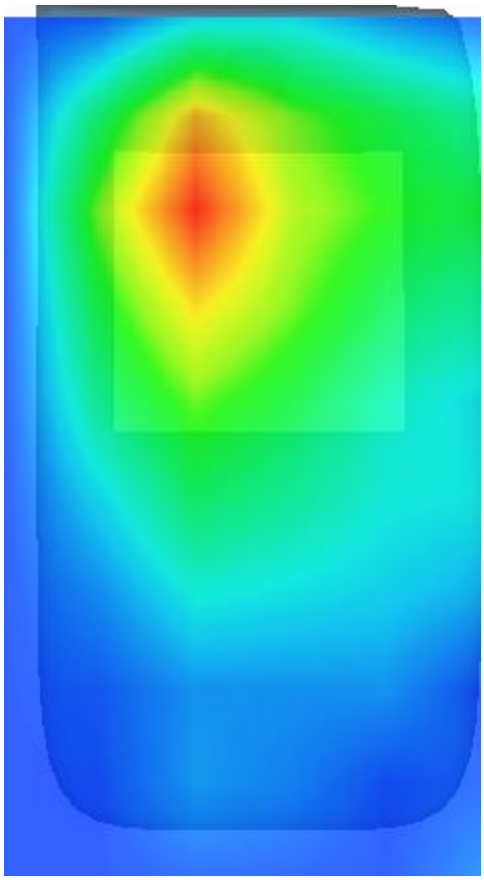

MEASUREMENT 19

Towards-ground-low

Type: Phone measurement (Complete)

Date of measurement: 19/8/2016

Measurement duration: 11 minutes 55 seconds

A. Experimental conditions.

Area Scan	dx=12mm dy=12mm
ZoomScan	5x5x7,dx=8mm dy=8mm dz=5mm,Complete
Phantom	Validation plane
Device Position	Body
Band	CUSTOM (GPRS850_4Tx)
Channels	Low
Signal	Duty Cycle: 2.00 (Crest factor: 2.0)
Conversion factor	5.07

B. SAR Measurement Results

Frequency (MHz)	824.200012
Relative permittivity (real part)	53.651520
Relative permittivity (imaginary part)	21.683880
Conductivity (S/m)	0.992881
Variation (%)	4.330000

SURFACE SAR	VOLUME SAR
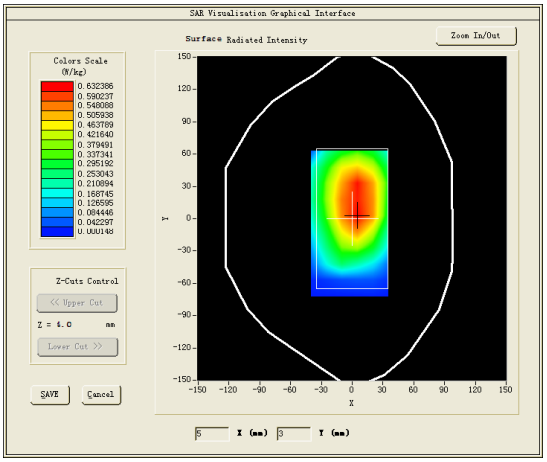	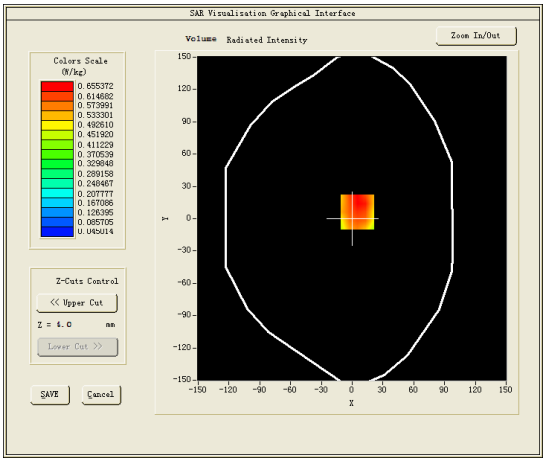

Maximum location: X=5.00, Y=6.00

SAR Peak: 0.88 W/kg

SAR 10g (W/Kg)	0.428325
SAR 1g (W/Kg)	0.671992

Z (mm)	0.00	4.00	9.00	14.00	19.00	24.00	29.00
SAR (W/Kg)	0.7554	0.6243	0.4851	0.3630	0.2695	0.1941	0.1356

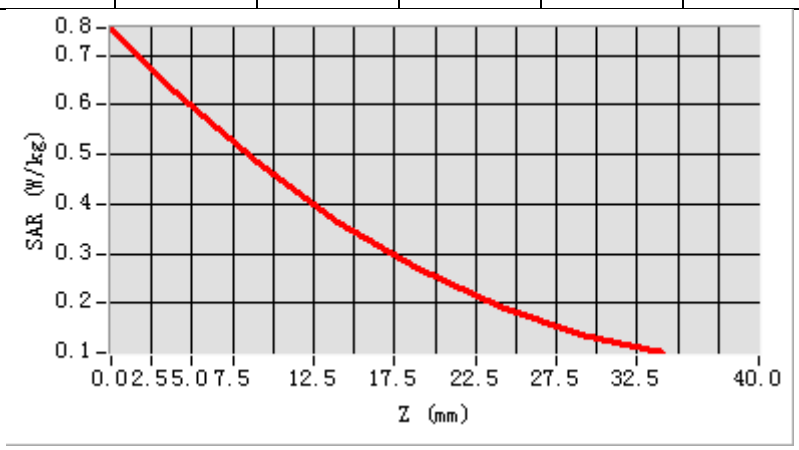

3D screen shot	Hot spot position
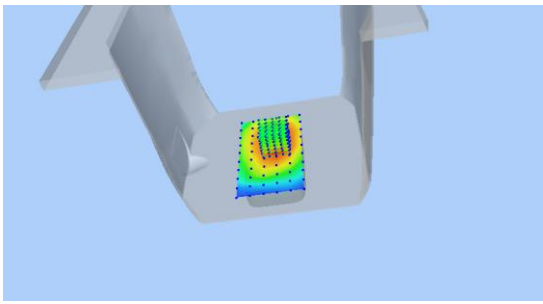	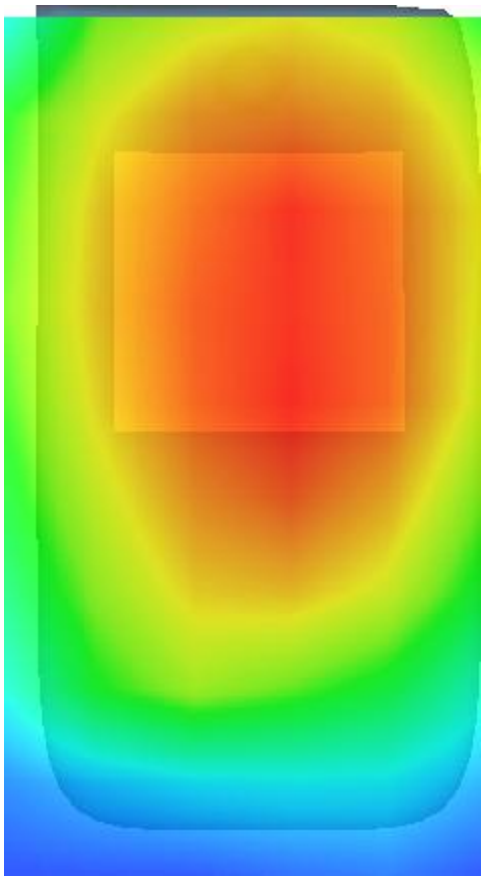

MEASUREMENT 20

Towards-ground-middle

Type: Phone measurement (Complete)

Date of measurement: 19/8/2016

Measurement duration: 10 minutes 51 seconds

A. Experimental conditions.

Area Scan	dx=12mm dy=12mm
ZoomScan	5x5x7,dx=8mm dy=8mm dz=5mm,Complete
Phantom	Validation plane
Device Position	Body
Band	CUSTOM (GPRS850_4Tx)
Channels	Middle
Signal	Duty Cycle: 2.00 (Crest factor: 2.0)
Conversion factor	5.07

B. SAR Measurement Results

Frequency (MHz)	836.599976
Relative permittivity (real part)	53.395020
Relative permittivity (imaginary part)	21.690760
Conductivity (S/m)	1.008138
Variation (%)	1.850000

SURFACE SAR	VOLUME SAR
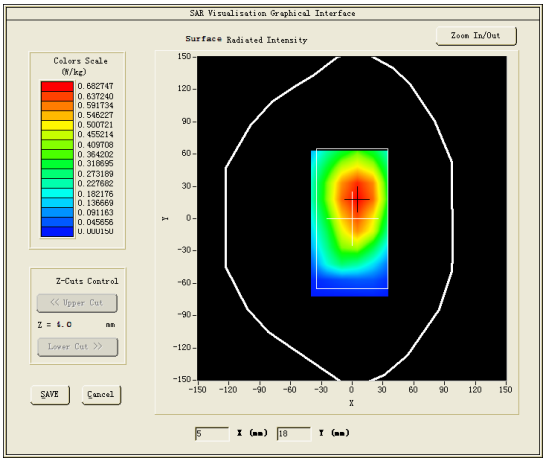	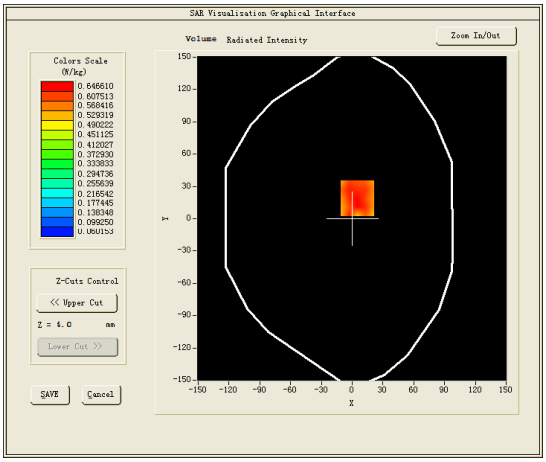

Maximum location: X=5.00, Y=19.00

SAR Peak: 0.93 W/kg

SAR 10g (W/Kg)	0.394440
SAR 1g (W/Kg)	0.625105

Z (mm)	0.00	4.00	9.00	14.00	19.00	24.00	29.00
SAR (W/Kg)	0.8722	0.6464	0.4765	0.3578	0.2905	0.2137	0.1478

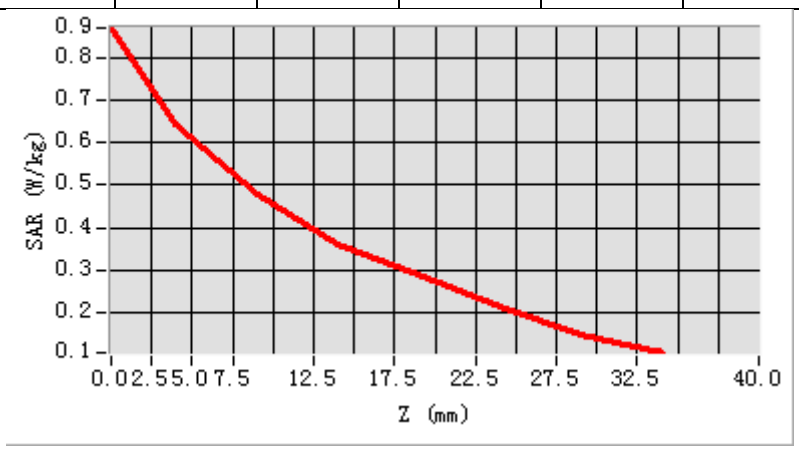

3D screen shot	Hot spot position
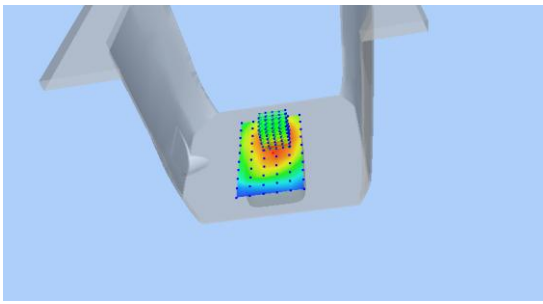	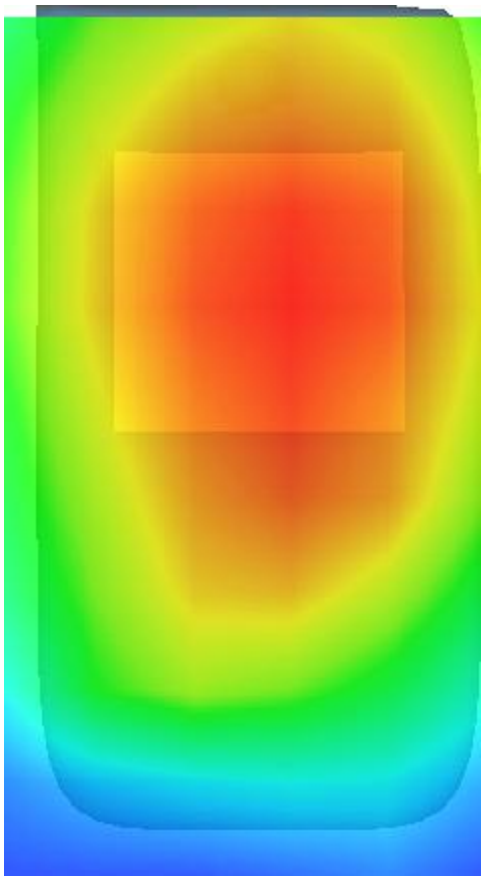

MEASUREMENT 21

Towards-phantom-middle

Type: Phone measurement (Complete)

Date of measurement: 19/8/2016

Measurement duration: 10 minutes 34 seconds

A. Experimental conditions.

Area Scan	dx=12mm dy=12mm
ZoomScan	5x5x7,dx=8mm dy=8mm dz=5mm,Complete
Phantom	Validation plane
Device Position	Body
Band	CUSTOM (GPRS850_4Tx)
Channels	Middle
Signal	Duty Cycle: 2.00 (Crest factor: 2.0)
Conversion factor	5.07

B. SAR Measurement Results

Frequency (MHz)	836.599976
Relative permittivity (real part)	53.395020
Relative permittivity (imaginary part)	21.690760
Conductivity (S/m)	1.008138
Variation (%)	2.350000

SURFACE SAR	VOLUME SAR
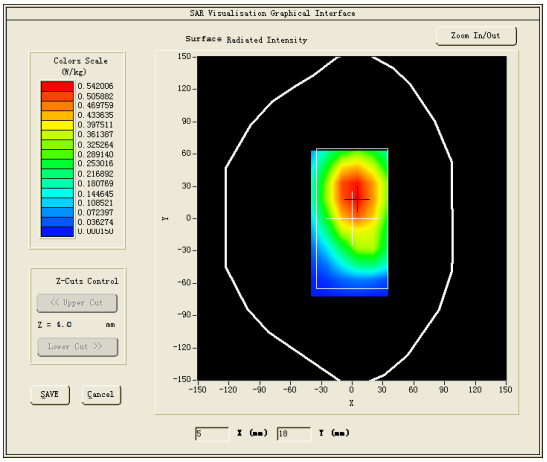	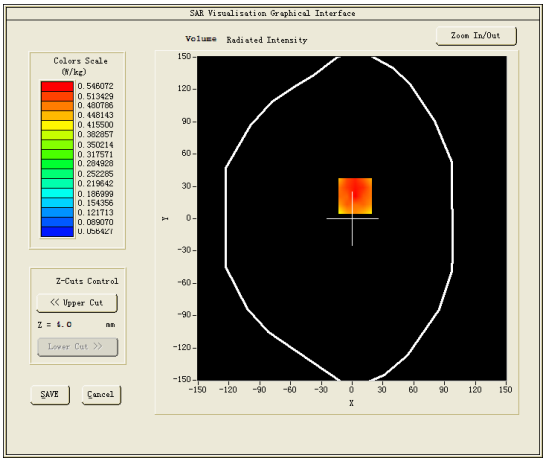

Maximum location: X=3.00, Y=21.00

SAR Peak: 0.73 W/kg

SAR 10g (W/Kg)	0.339201
SAR 1g (W/Kg)	0.501208

Z (mm)	0.00	4.00	9.00	14.00	19.00	24.00	29.00
SAR (W/Kg)	0.6832	0.5461	0.4109	0.3048	0.2294	0.1675	0.1209

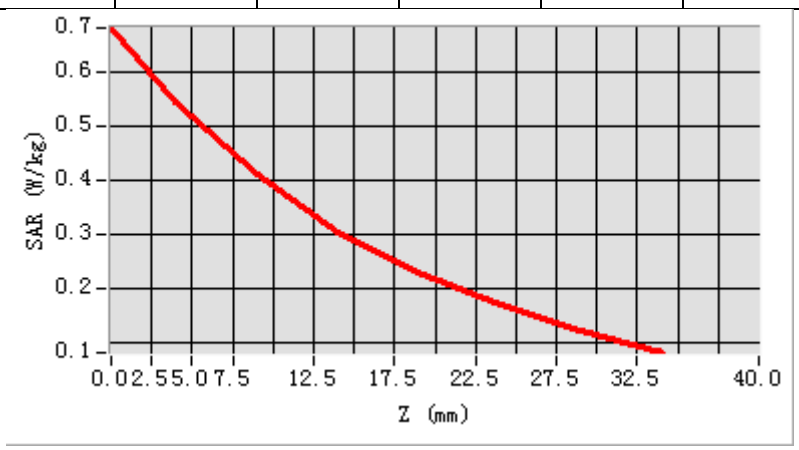

3D screen shot	Hot spot position
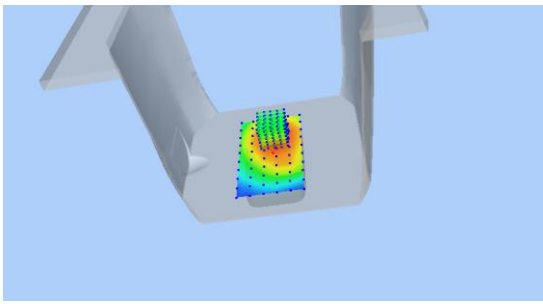	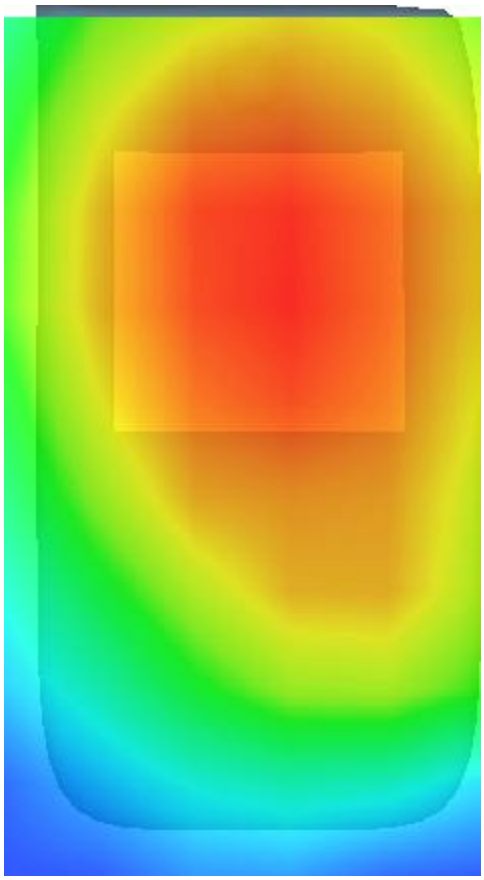

MEASUREMENT 22

Towards-ground-high

Type: Phone measurement (Complete)

Date of measurement: 19/8/2016

Measurement duration: 11 minutes 0 seconds

A. Experimental conditions.

Area Scan	dx=12mm dy=12mm
ZoomScan	5x5x7,dx=8mm dy=8mm dz=5mm,Complete
Phantom	Validation plane
Device Position	Body
Band	CUSTOM (GPRS850_4Tx)
Channels	High
Signal	Duty Cycle: 2.00 (Crest factor: 2.0)
Conversion factor	5.07

B. SAR Measurement Results

Frequency (MHz)	848.799988
Relative permittivity (real part)	53.204479
Relative permittivity (imaginary part)	21.666559
Conductivity (S/m)	1.021699
Variation (%)	0.150000

SURFACE SAR	VOLUME SAR
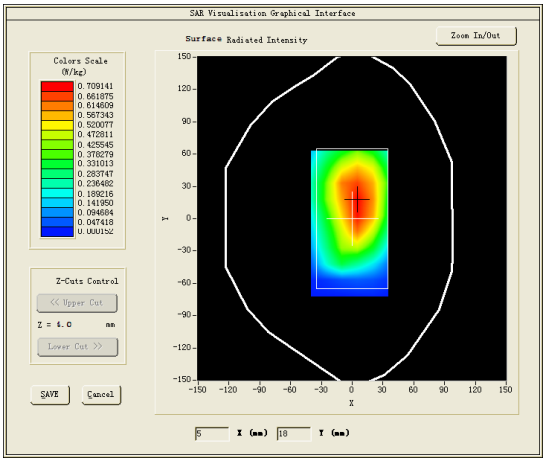	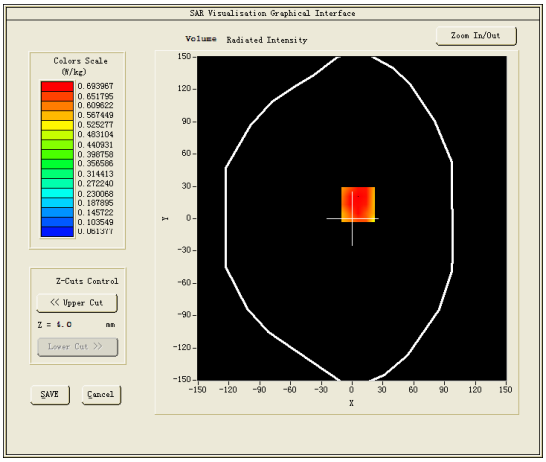

Maximum location: X=6.00, Y=13.00

SAR Peak: 0.93 W/kg

SAR 10g (W/Kg)	0.506878
SAR 1g (W/Kg)	0.688372

Z (mm)	0.00	4.00	9.00	14.00	19.00	24.00	29.00
SAR (W/Kg)	0.8152	0.6886	0.5366	0.4096	0.3003	0.2092	0.1560

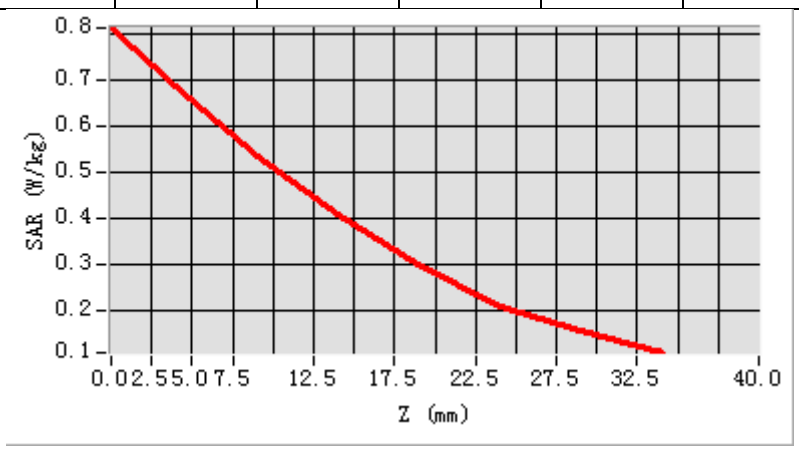

3D screen shot	Hot spot position
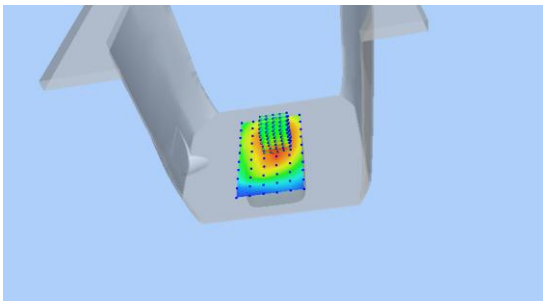	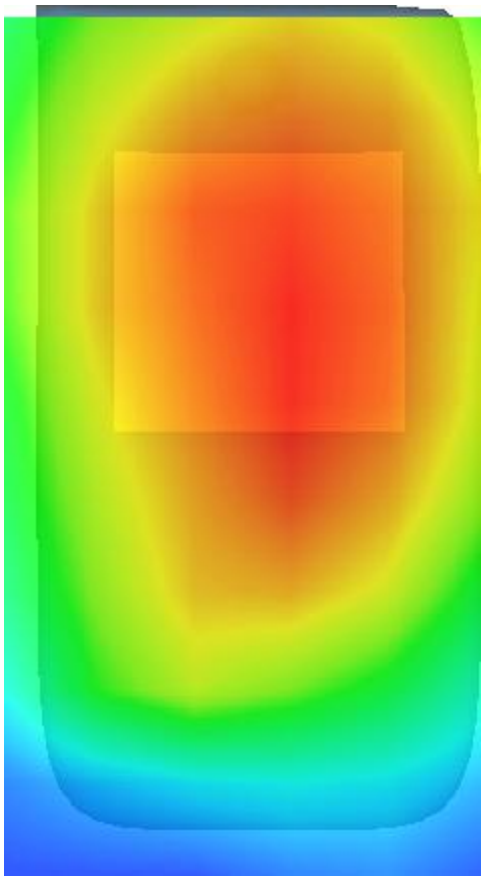

MEASUREMENT 23

Bottom side

Type: Phone measurement (Complete)

Date of measurement: 19/8/2016

Measurement duration: 11 minutes 18 seconds

A. Experimental conditions.

Area Scan	dx=12mm dy=12mm
ZoomScan	5x5x7,dx=8mm dy=8mm dz=5mm,Complete
Phantom	Validation plane
Device Position	Body
Band	CUSTOM (GPRS850_4Tx)
Channels	Middle
Signal	Duty Cycle: 2.00 (Crest factor: 2.0)
Conversion factor	5.07

B. SAR Measurement Results

Frequency (MHz)	836.599976
Relative permittivity (real part)	53.395020
Relative permittivity (imaginary part)	21.690760
Conductivity (S/m)	1.008138
Variation (%)	1.720000

SURFACE SAR	VOLUME SAR
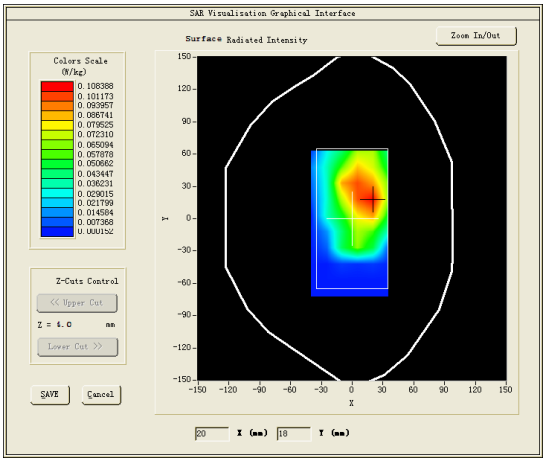	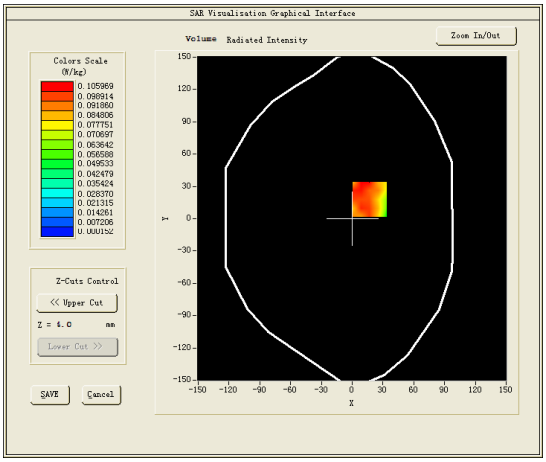

Maximum location: X=17.00, Y=18.00

SAR Peak: 0.15 W/kg

SAR 10g (W/Kg)	0.305429
SAR 1g (W/Kg)	0.459066

Z (mm)	0.00	4.00	9.00	14.00	19.00	24.00	29.00
SAR (W/Kg)	0.0897	0.0968	0.0828	0.0445	0.0288	0.0247	0.0123

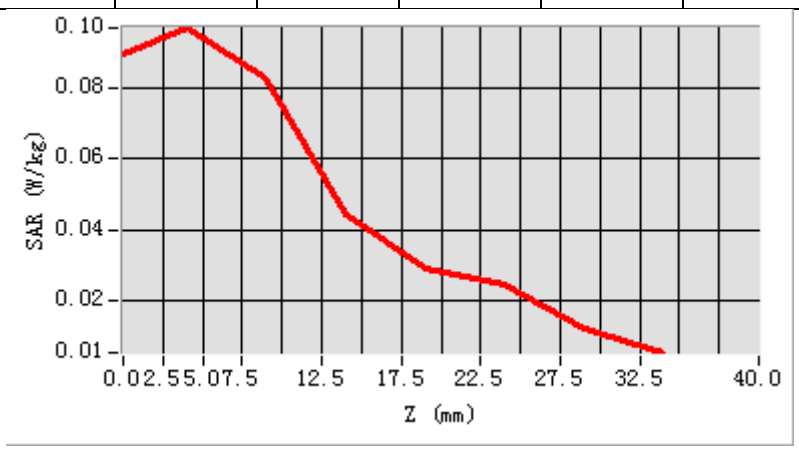

3D screen shot	Hot spot position
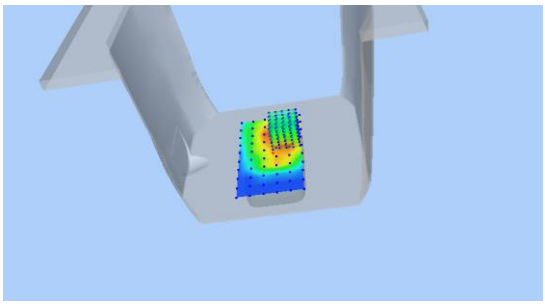	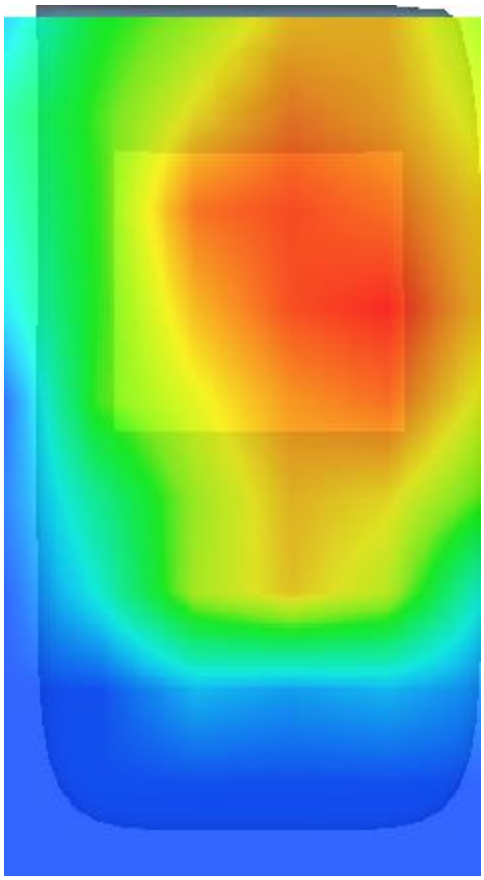

MEASUREMENT 24

Towards-ground-low

Type: Phone measurement (Complete)

Date of measurement: 18/8/2016

Measurement duration: 10 minutes 55 seconds

A. Experimental conditions.

Area Scan	dx=12mm dy=12mm
ZoomScan	5x5x7,dx=8mm dy=8mm dz=5mm,Complete
Phantom	Validation plane
Device Position	Body
Band	CUSTOM (GPRS1900_4Tx)
Channels	Low
Signal	Duty Cycle: 2.00 (Crest factor: 2.0)
Conversion factor	4.78

B. SAR Measurement Results

Frequency (MHz)	1850.199951
Relative permittivity (real part)	40.000000
Relative permittivity (imaginary part)	13.628520
Conductivity (S/m)	1.400860
Variation (%)	1.590000

SURFACE SAR	VOLUME SAR
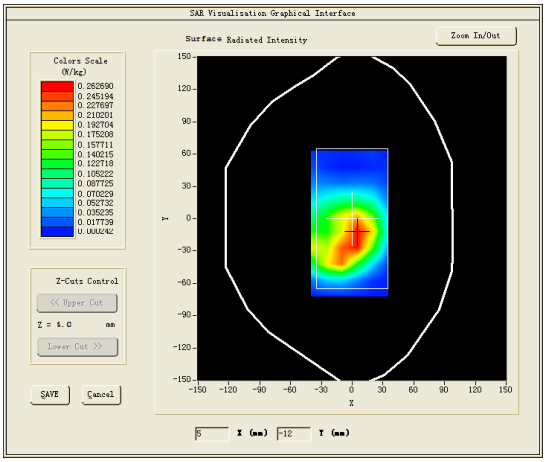	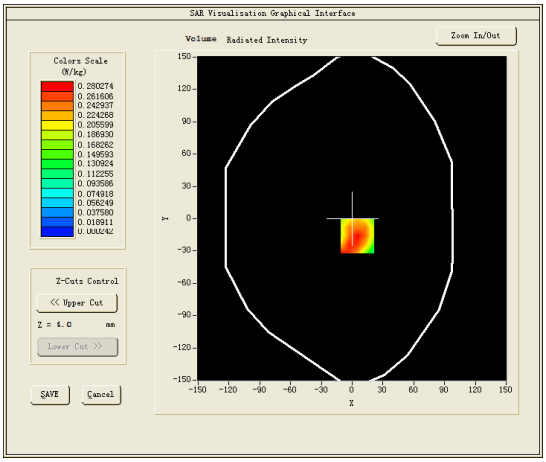

Maximum location: X=5.00, Y=-16.00

SAR Peak: 0.42 W/kg

SAR 10g (W/Kg)	0.238730
SAR 1g (W/Kg)	0.378364

Z (mm)	0.00	4.00	9.00	14.00	19.00	24.00	29.00
SAR (W/Kg)	0.4228	0.2803	0.1661	0.0927	0.0544	0.0258	0.0079

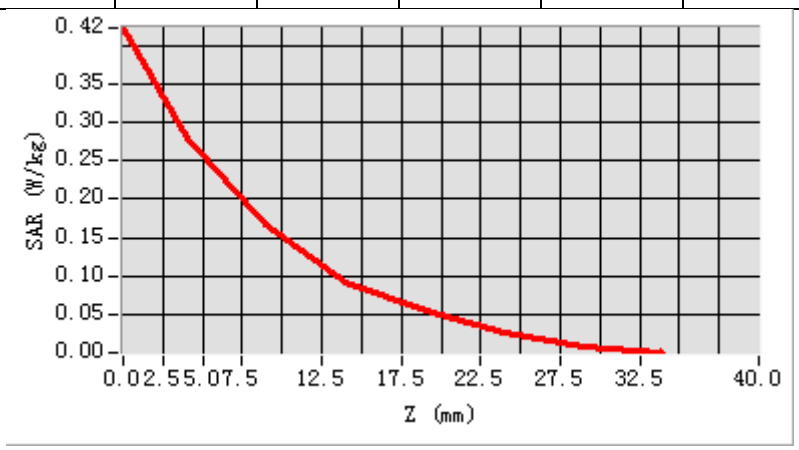

3D screen shot	Hot spot position
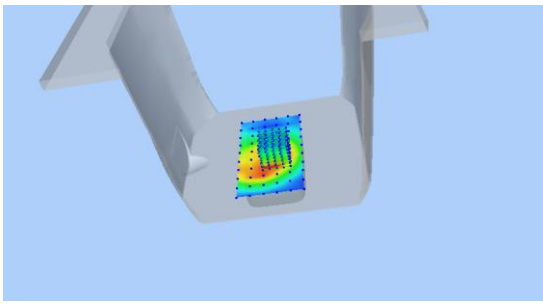	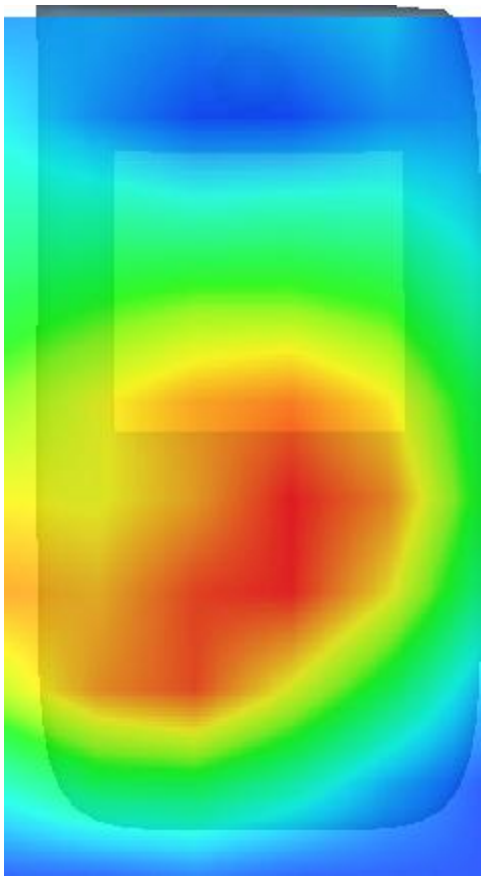

MEASUREMENT 25

Towards-ground-middle

Type: Phone measurement (Complete)

Date of measurement: 18/8/2016

Measurement duration: 10 minutes 51 seconds

A. Experimental conditions.

Area Scan	dx=12mm dy=12mm
ZoomScan	5x5x7,dx=8mm dy=8mm dz=5mm,Complete
Phantom	Validation plane
Device Position	Body
Band	CUSTOM (GPRS1900_4Tx)
Channels	Middle
Signal	Duty Cycle: 2.00 (Crest factor: 2.0)
Conversion factor	4.78

B. SAR Measurement Results

Frequency (MHz)	1880.000000
Relative permittivity (real part)	40.000000
Relative permittivity (imaginary part)	13.408000
Conductivity (S/m)	1.400391
Variation (%)	-1.260000

SURFACE SAR	VOLUME SAR
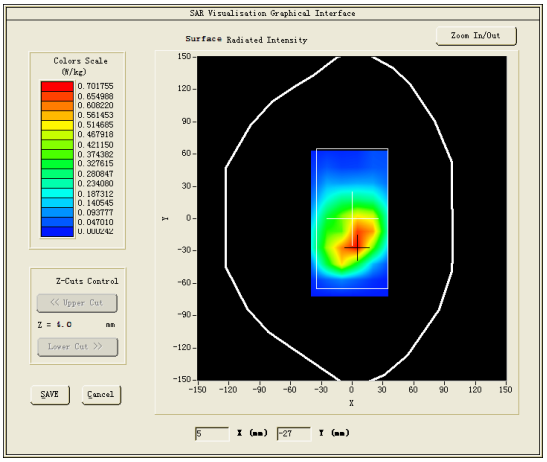	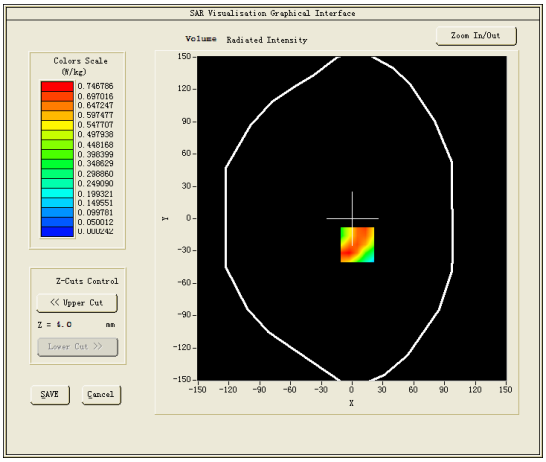

Maximum location: X=5.00, Y=-24.00

SAR Peak: 1.11 W/kg

SAR 10g (W/Kg)	0.266704
SAR 1g (W/Kg)	0.576567

Z (mm)	0.00	4.00	9.00	14.00	19.00	24.00	29.00
SAR (W/Kg)	1.0190	0.6862	0.4172	0.2697	0.1555	0.0925	0.0395

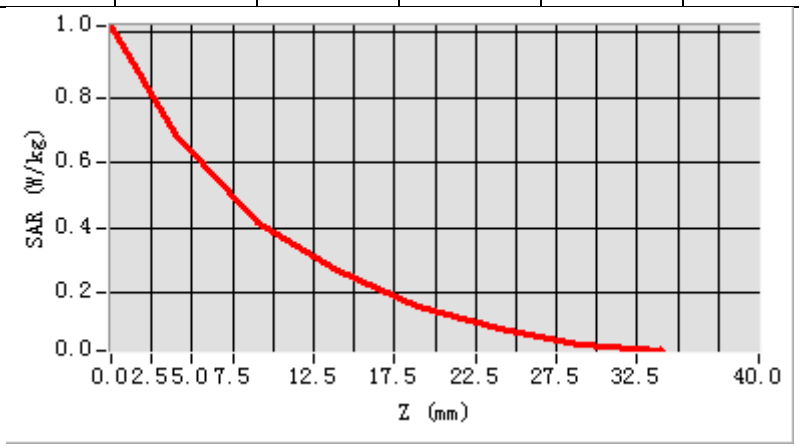

3D screen shot	Hot spot position
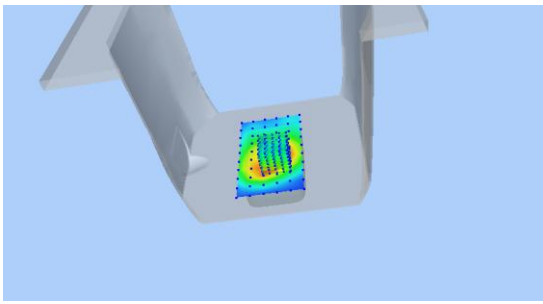	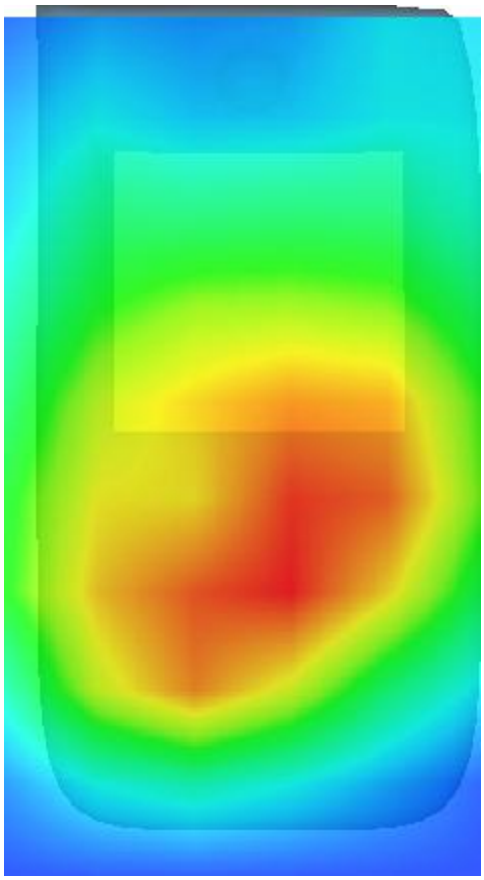

MEASUREMENT 26

Bottom side

Type: Phone measurement (Complete)

Date of measurement: 18/8/2016

Measurement duration: 11 minutes 33 seconds

A. Experimental conditions.

Area Scan	dx=12mm dy=12mm
ZoomScan	5x5x7,dx=8mm dy=8mm dz=5mm,Complete
Phantom	Validation plane
Device Position	Body
Band	CUSTOM (GPRS1900_4Tx)
Channels	Middle
Signal	Duty Cycle: 2.00 (Crest factor: 2.0)
Conversion factor	4.78

B. SAR Measurement Results

Frequency (MHz)	1880.000000
Relative permittivity (real part)	40.000000
Relative permittivity (imaginary part)	13.408000
Conductivity (S/m)	1.400391
Variation (%)	2.710000

SURFACE SAR	VOLUME SAR
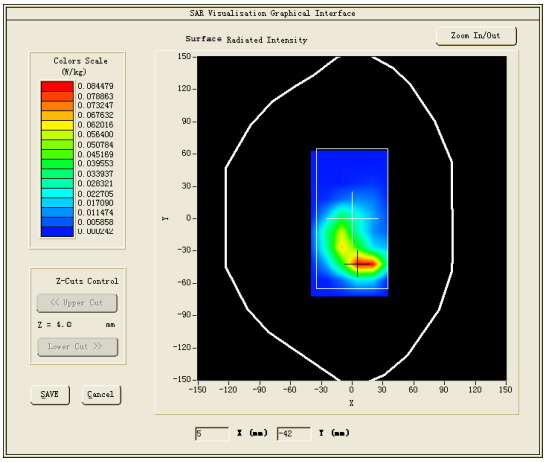	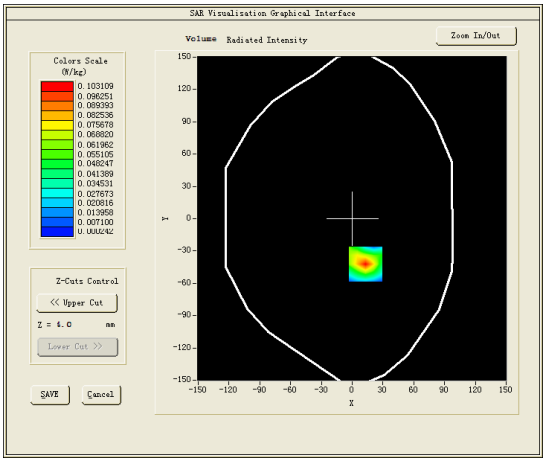

Maximum location: X=13.00, Y=-42.00

SAR Peak: 0.17 W/kg

SAR 10g (W/Kg)	0.186103
SAR 1g (W/Kg)	0.311243

Z (mm)	0.00	4.00	9.00	14.00	19.00	24.00	29.00
SAR (W/Kg)	0.1702	0.1031	0.0471	0.0196	0.0024	0.0002	0.0002

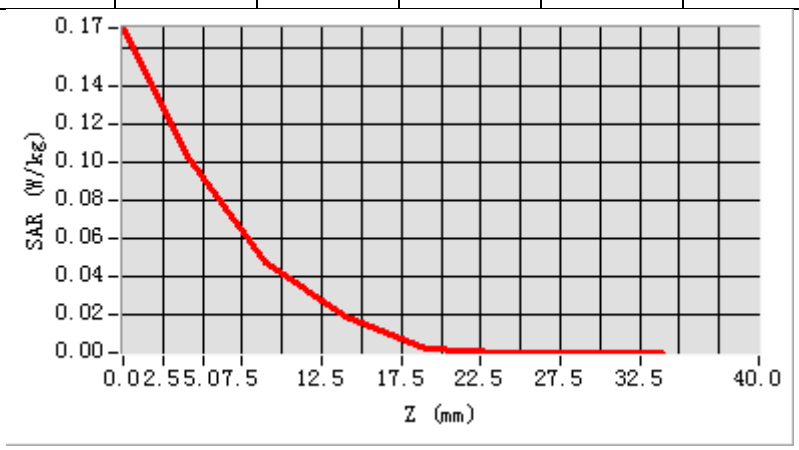

3D screen shot	Hot spot position
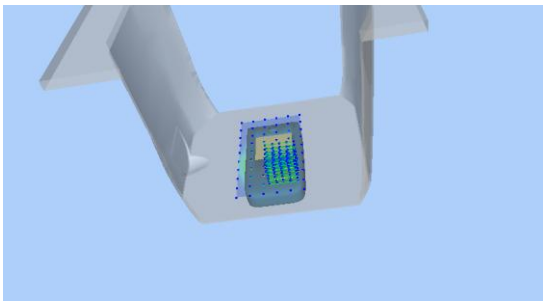	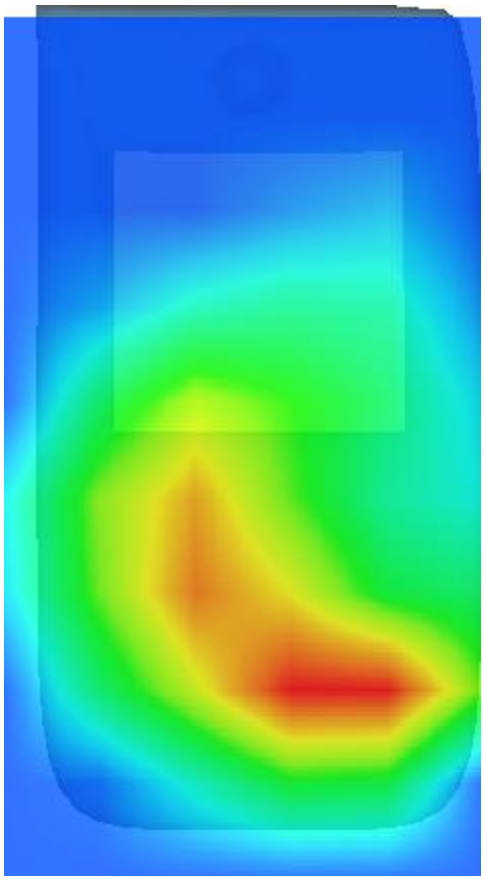

MEASUREMENT 27

Towards-phantom-middle

Type: Phone measurement (Complete)

Date of measurement: 18/8/2016

Measurement duration: 11 minutes 29 seconds

A. Experimental conditions.

Area Scan	dx=12mm dy=12mm
ZoomScan	5x5x7,dx=8mm dy=8mm dz=5mm,Complete
Phantom	Validation plane
Device Position	Body
Band	CUSTOM (GPRS1900_4Tx)
Channels	Middle
Signal	Duty Cycle: 2.00 (Crest factor: 2.0)
Conversion factor	4.78

B. SAR Measurement Results

Frequency (MHz)	1880.000000
Relative permittivity (real part)	40.000000
Relative permittivity (imaginary part)	13.408000
Conductivity (S/m)	1.400391
Variation (%)	3.120000

SURFACE SAR	VOLUME SAR
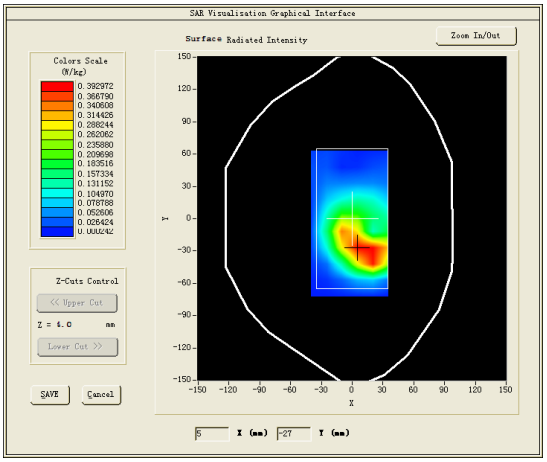	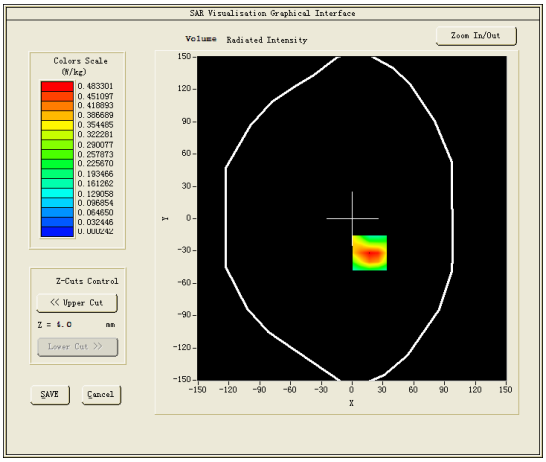

Maximum location: X=17.00, Y=-32.00

SAR Peak: 0.75 W/kg

SAR 10g (W/Kg)	0.231207
SAR 1g (W/Kg)	0.416295

Z (mm)	0.00	4.00	9.00	14.00	19.00	24.00	29.00
SAR (W/Kg)	0.7422	0.4833	0.2786	0.1677	0.0961	0.0493	0.0208

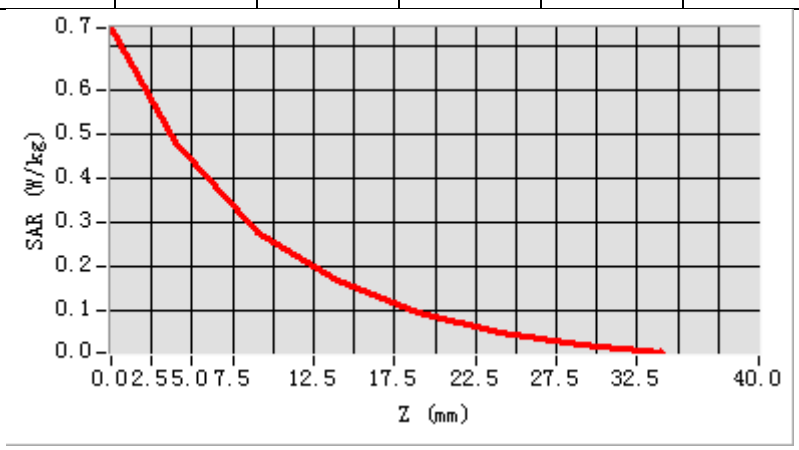

3D screen shot	Hot spot position
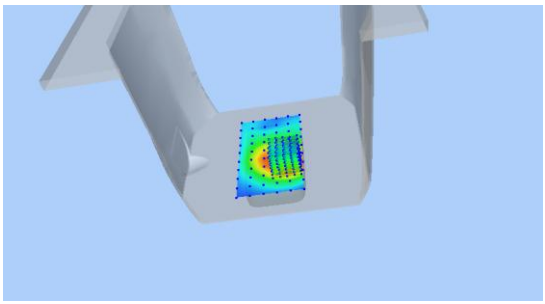	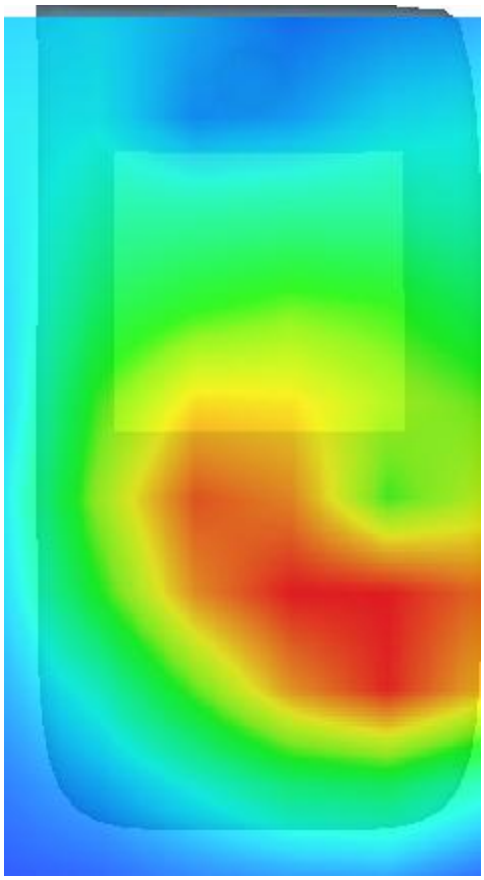

MEASUREMENT 28

Towards-ground-high

Type: Phone measurement (Complete)

Date of measurement: 18/8/2016

Measurement duration: 8 minutes 17 seconds

A. Experimental conditions.

Area Scan	dx=12mm dy=12mm
ZoomScan	5x5x7,dx=8mm dy=8mm dz=5mm,Complete
Phantom	Validation plane
Device Position	Body
Band	CUSTOM (GPRS1900_4Tx)
Channels	High
Signal	Duty Cycle: 2.00 (Crest factor: 2.0)
Conversion factor	4.78

B. SAR Measurement Results

Frequency (MHz)	1909.800049
Relative permittivity (real part)	40.000000
Relative permittivity (imaginary part)	13.195320
Conductivity (S/m)	1.400023
Variation (%)	3.510000

SURFACE SAR	VOLUME SAR
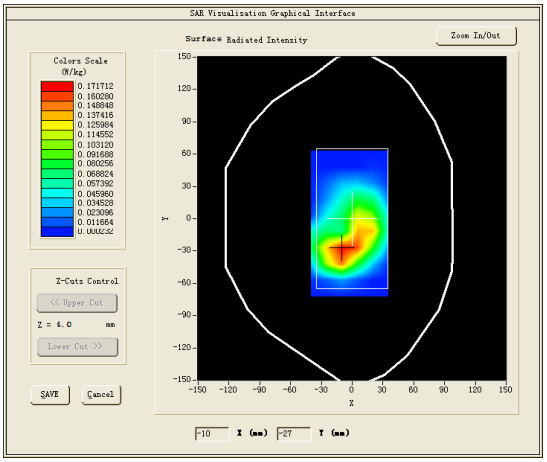	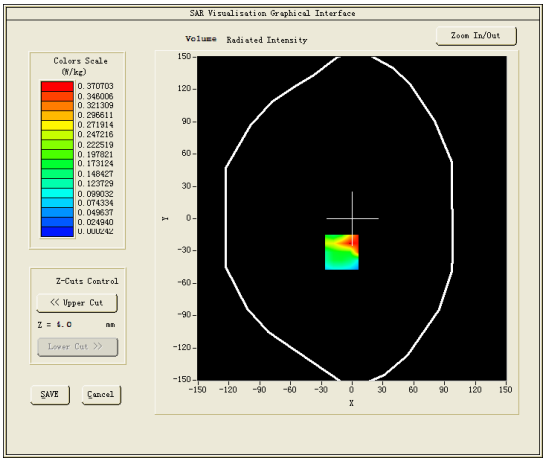

Maximum location: X=-10.00, Y=-31.00

SAR Peak: 0.58 W/kg

SAR 10g (W/Kg)	0.315538
SAR 1g (W/Kg)	0.506987

Z (mm)	0.00	4.00	9.00	14.00	19.00	24.00	29.00
SAR (W/Kg)	-0.0310	0.1884	0.2435	0.1261	0.0669	0.0269	0.0050

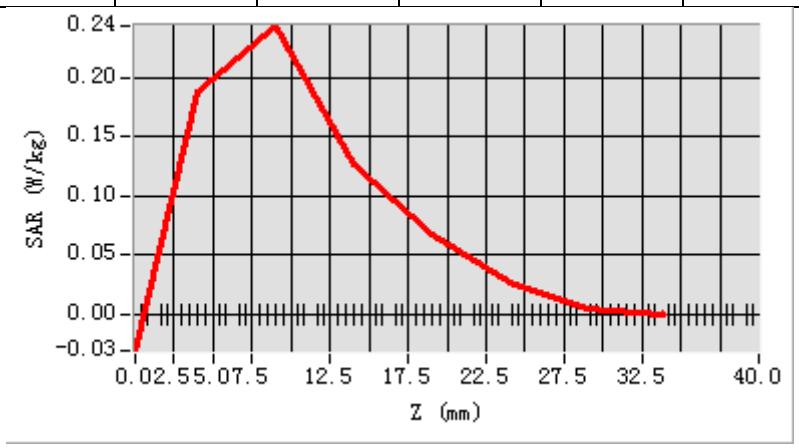
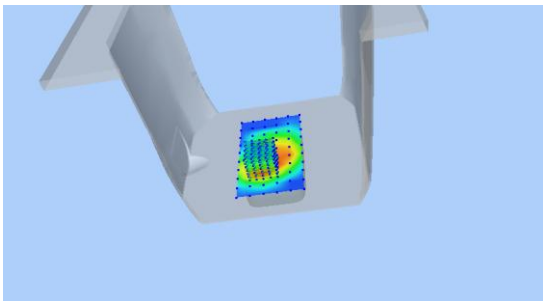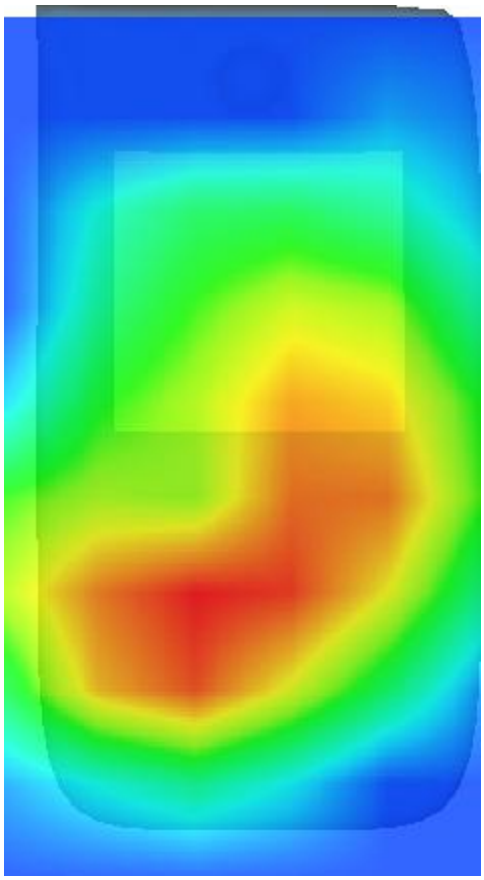
3D screen shot	Hot spot position