Annex B: Measurement Results

Project Name : W5

Report Number: FCC16083894A-6

MEASUREMENT 1

Type: Phone measurement (Complete)

Date of measurement: 19/8/2016

Measurement duration: 9 minutes 37 seconds

A. Experimental conditions.

Area Scan	dx=15mm dy=15mm
ZoomScan	5x5x7,dx=8mm dy=8mm dz=5mm,Complete
Phantom	Right head
Device Position	Cheek
Band	CUSTOM (GPRS850_4Tx)
Channels	Middle
Signal	Duty Cycle: 2.00 (Crest factor: 2.0)

B. SAR Measurement Results

Middle Band SAR (Channel 190):

Frequency (MHz)	836.599976
Relative permittivity (real part)	40.527519
Relative permittivity (imaginary part)	19.956440
Conductivity (S/m)	0.927531
Variation (%)	0.000000

SURFACE SAR	VOLUME SAR
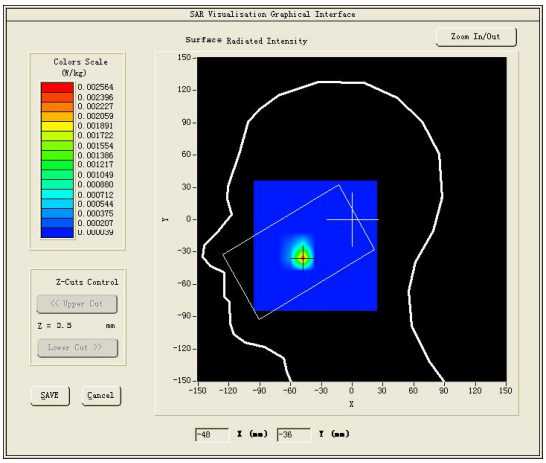	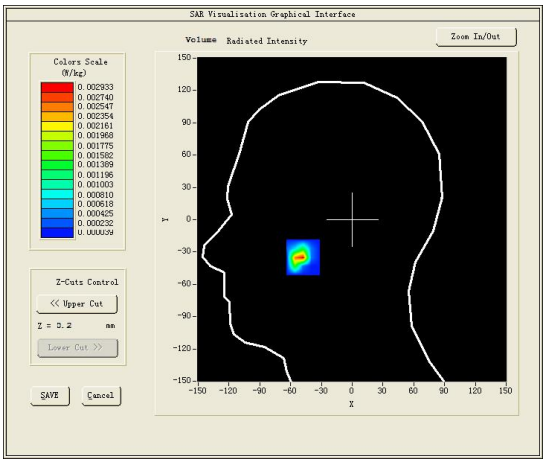

Maximum location: X=-48.00, Y=-35.00

SAR Peak: 0.01 W/kg

SAR 10g (W/Kg)	0.007691
SAR 1g (W/Kg)	0.013110

Z (mm)	0.00	4.00	9.00	14.00	19.00	24.00	29.00
SAR (W/Kg)	0.0084	0.0029	0.0000	0.0000	0.0000	0.0000	0.0000

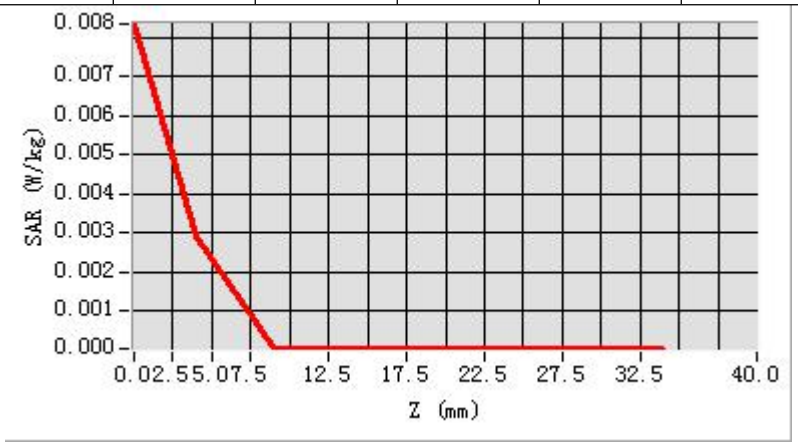

3D screen shot	Hot spot position
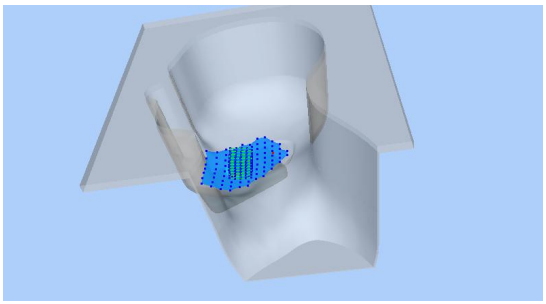	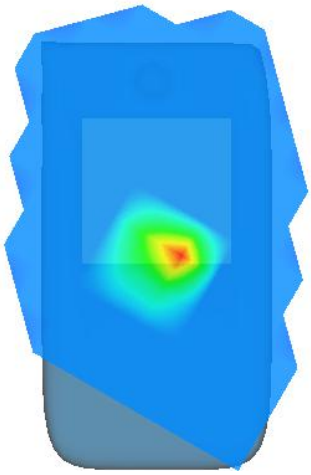

MEASUREMENT 2

Type: Phone measurement (Complete)

Date of measurement: 24/8/2016

Measurement duration: 10 minutes 10 seconds

A. Experimental conditions.

Area Scan	dx=15mm dy=15mm
ZoomScan	5x5x7,dx=8mm dy=8mm dz=5mm,Complete
Phantom	Left head
Device Position	Cheek
Band	CUSTOM (GPRS1900_4Tx)
Channels	Middle
Signal	Duty Cycle: 2.00 (Crest factor: 2.0)

B. SAR Measurement Results

Middle Band SAR (Channel 661):

Frequency (MHz)	1880.000000
Relative permittivity (real part)	40.054401
Relative permittivity (imaginary part)	13.497900
Conductivity (S/m)	1.409781
Variation (%)	0.000000

SURFACE SAR	VOLUME SAR
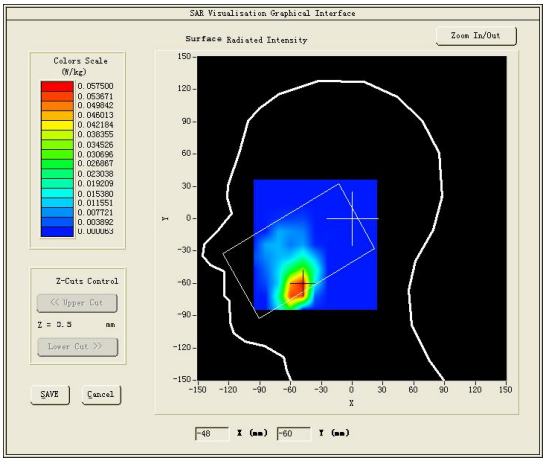	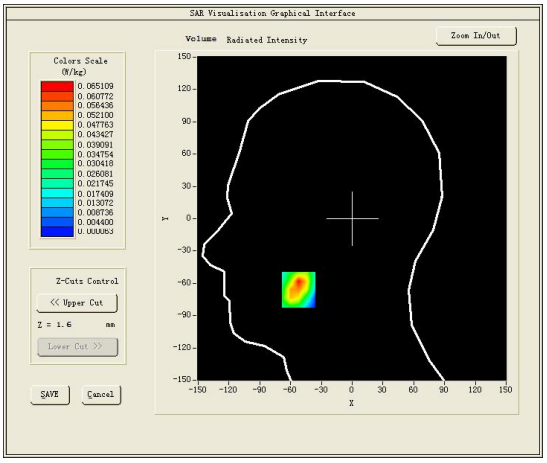

Maximum location: X=-52.00, Y=-66.00

SAR Peak: 0.12 W/kg

SAR 10g (W/Kg)	0.025303
SAR 1g (W/Kg)	0.058966

Z (mm)	0.00	4.00	9.00	14.00	19.00	24.00	29.00
SAR (W/Kg)	0.0763	0.0554	0.0322	0.0110	0.0029	0.0001	0.0001

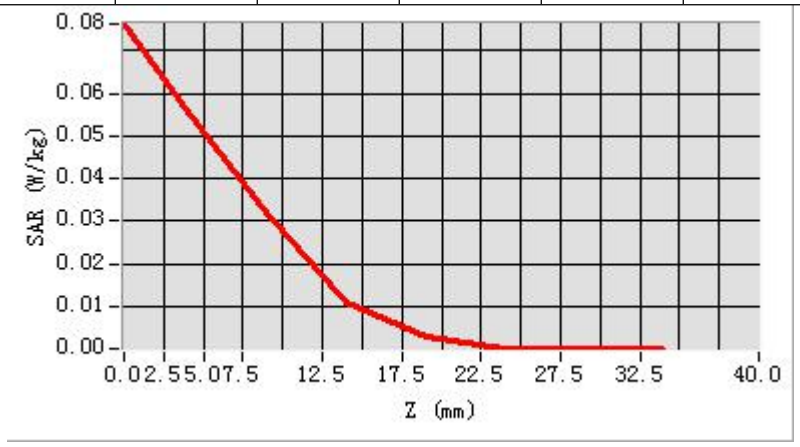

3D screen shot	Hot spot position
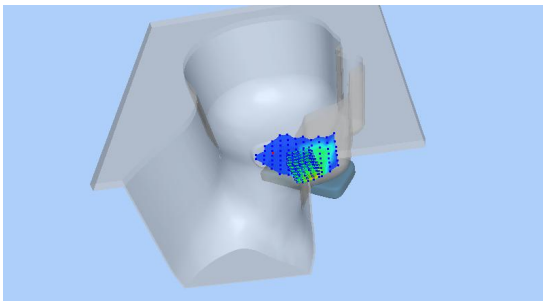	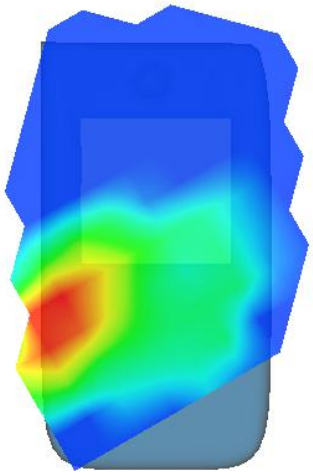

MEASUREMENT 3

Type: Phone measurement (Complete)

Date of measurement: 24/8/2016

Measurement duration: 10 minutes 13 seconds

A. Experimental conditions.

Area Scan	dx=15mm dy=15mm
ZoomScan	5x5x7,dx=8mm dy=8mm dz=5mm,Complete
Phantom	Left head
Device Position	Cheek
Band	Band2_WCDMA1900
Channels	Middle
Signal	WCDMA (Crest factor: 1.0)

B. SAR Measurement Results

Middle Band SAR (Channel 9400):

Frequency (MHz)	1880.000000
Relative permittivity (real part)	40.054401
Relative permittivity (imaginary part)	13.497900
Conductivity (S/m)	1.409781
Variation (%)	0.000000

SURFACE SAR	VOLUME SAR
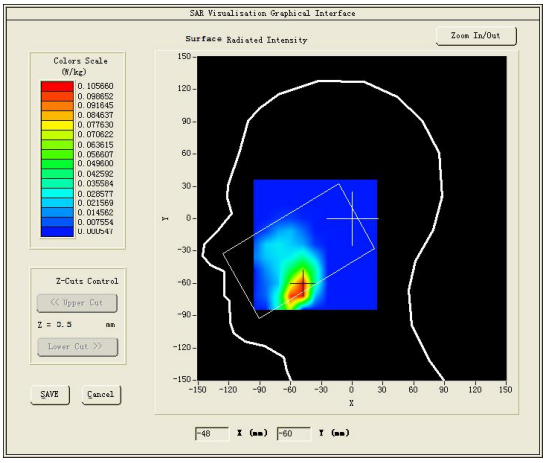	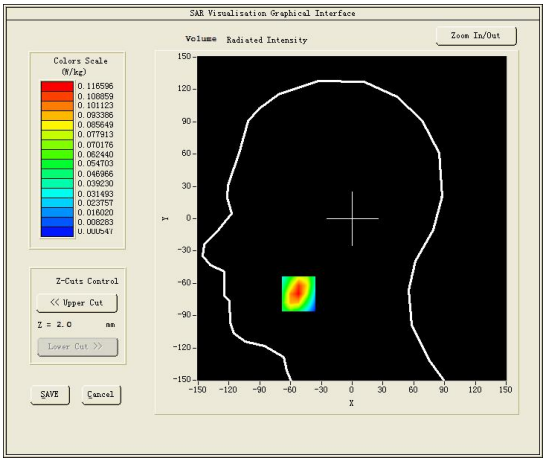

Maximum location: X=-52.00, Y=-70.00

SAR Peak: 0.19 W/kg

SAR 10g (W/Kg)	0.051679
SAR 1g (W/Kg)	0.110125

Z (mm)	0.00	4.00	9.00	14.00	19.00	24.00	29.00
SAR (W/Kg)	0.1870	0.1166	0.0612	0.0312	0.0142	0.0041	0.0005

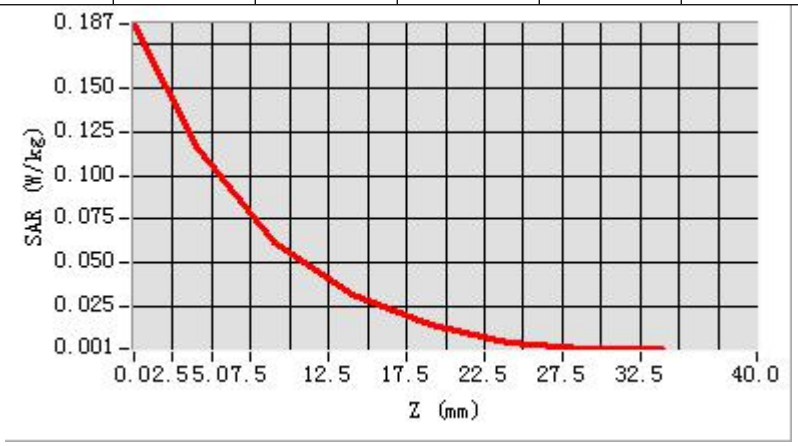

3D screen shot	Hot spot position
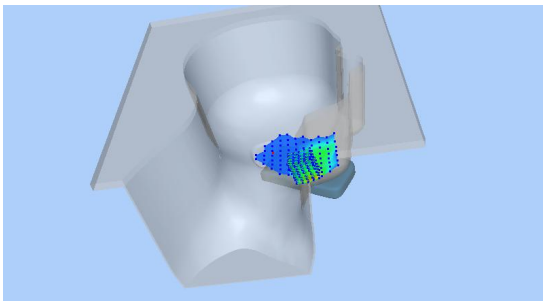	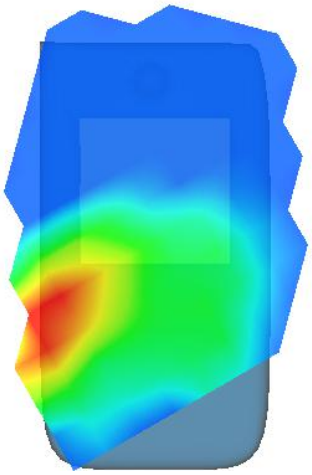

MEASUREMENT 4

Bottom-edge-middle

Type: Phone measurement (Complete)

Date of measurement: 24/8/2016

Measurement duration: 10 minutes 43 seconds

A. Experimental conditions.

Area Scan	dx=15mm dy=15mm
ZoomScan	5x5x7,dx=8mm dy=8mm dz=5mm,Complete
Phantom	Validation plane
Device Position	Body
Band	Band2_WCDMA1900
Channels	Middle
Signal	WCDMA (Crest factor: 1.0)

B. SAR Measurement Results

Middle Band SAR (Channel 9400):

Frequency (MHz)	1880.000000
Relative permittivity (real part)	52.254398
Relative permittivity (imaginary part)	14.597900
Conductivity (S/m)	1.524670
Variation (%)	-0.320000

SURFACE SAR	VOLUME SAR
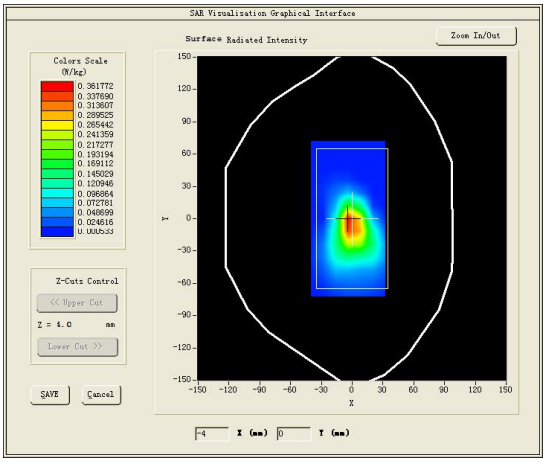	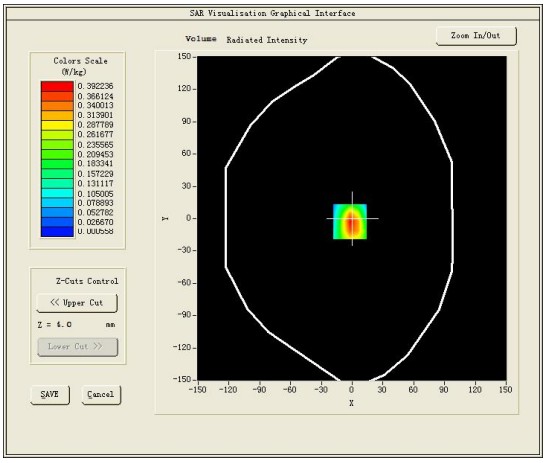

Maximum location: X=-2.00, Y=-3.00

SAR Peak: 0.63 W/kg

SAR 10g (W/Kg)	0.182633
SAR 1g (W/Kg)	0.374250

Z (mm)	0.00	4.00	9.00	14.00	19.00	24.00	29.00
SAR (W/Kg)	0.6305	0.3922	0.2078	0.1087	0.0509	0.0175	0.0006

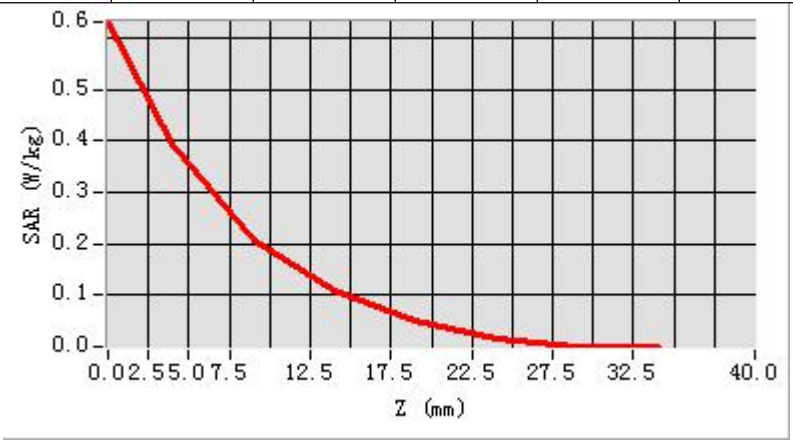

3D screen shot	Hot spot position
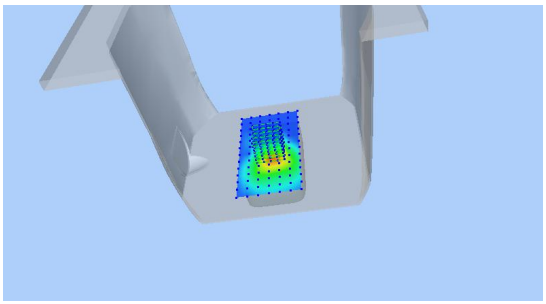	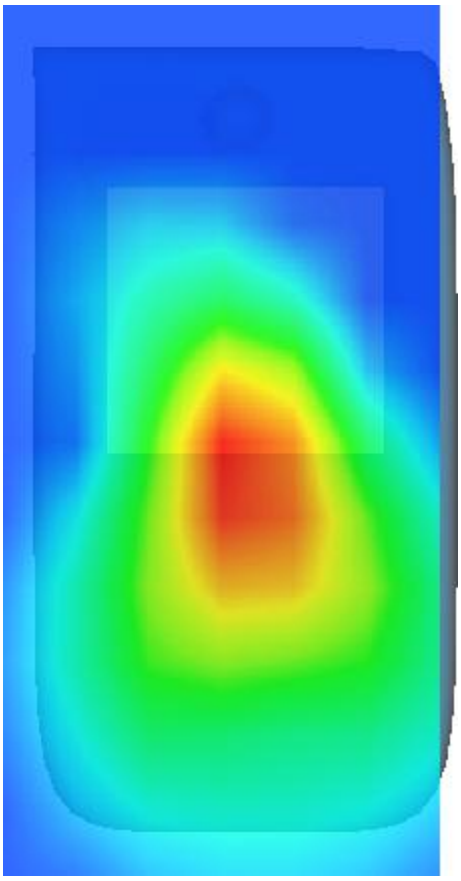

MEASUREMENT 5

Towards-ground-middle

Type: Phone measurement (Complete)

Date of measurement: 24/8/2016

Measurement duration: 8 minutes 19 seconds

A. Experimental conditions.

Area Scan	dx=15mm dy=15mm
ZoomScan	5x5x7,dx=8mm dy=8mm dz=5mm,Complete
Phantom	Validation plane
Device Position	Body
Band	Band2_WCDMA1900
Channels	Middle
Signal	WCDMA (Crest factor: 1.0)

B. SAR Measurement Results

Middle Band SAR (Channel 9400):

Frequency (MHz)	1880.000000
Relative permittivity (real part)	52.254398
Relative permittivity (imaginary part)	14.597900
Conductivity (S/m)	1.524670
Variation (%)	1.200000

SATIMO 225, rue Pierre Rivoalon 29200 Brest - France
Tel:+33 (0)2 98 05 13 34; Fax: +33 (0)2 98 05 53 87; www.satimo.com

SURFACE SAR	VOLUME SAR
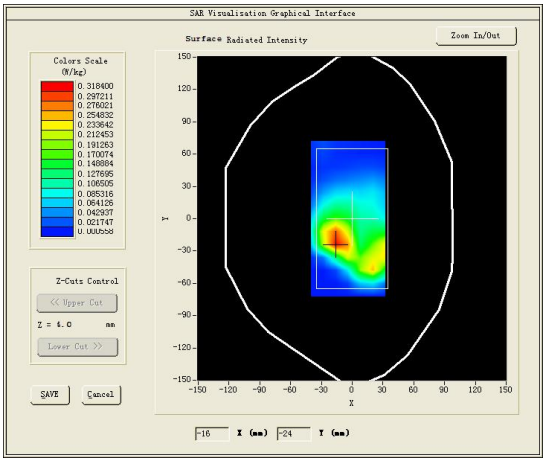	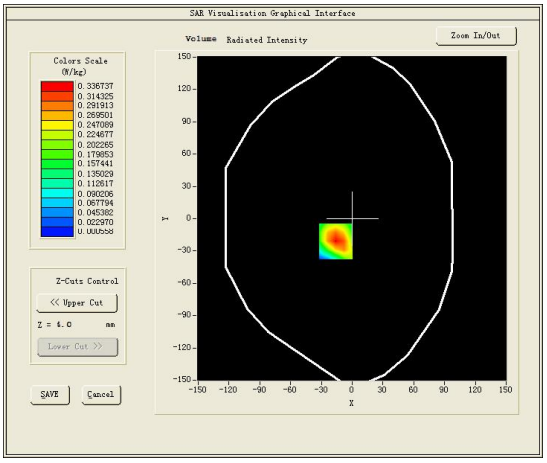

Maximum location: X=-16.00, Y=-21.00

SAR Peak: 0.52 W/kg

SAR 10g (W/Kg)	0.164840
SAR 1g (W/Kg)	0.319778

Z (mm)	0.00	4.00	9.00	14.00	19.00	24.00	29.00
SAR (W/Kg)	0.5123	0.3367	0.1878	0.0982	0.0463	0.0062	0.0006

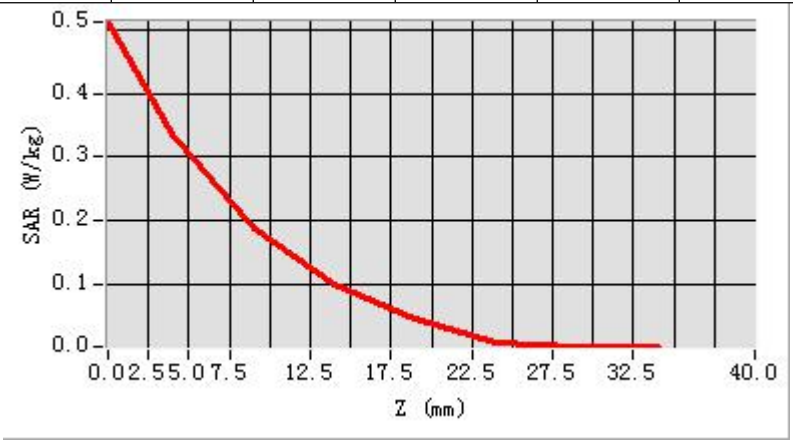

3D screen shot	Hot spot position
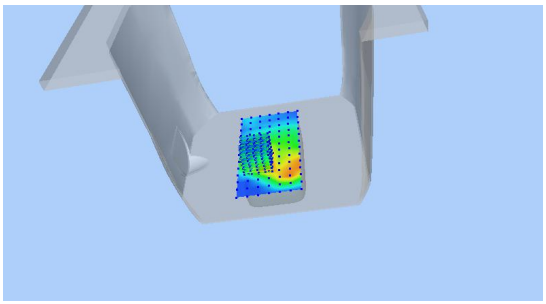	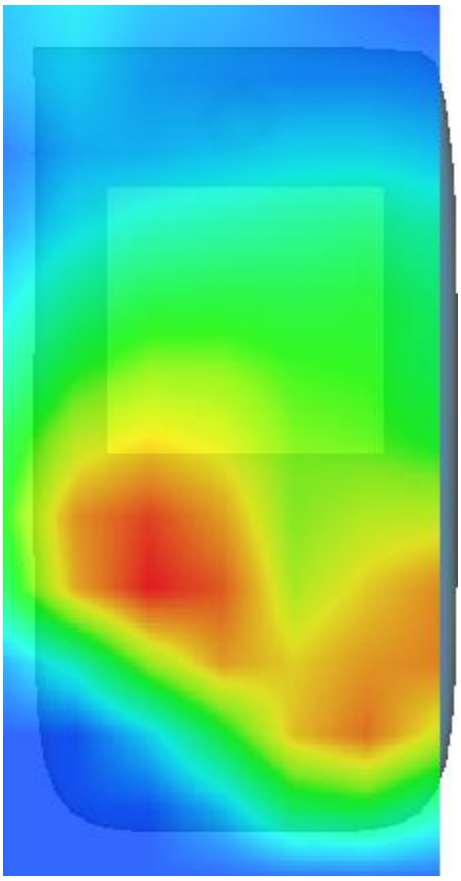

MEASUREMENT 6

Type: Phone measurement (Complete)

Date of measurement: 19/8/2016

Measurement duration: 10 minutes 22 seconds

A. Experimental conditions.

Area Scan	dx=15mm dy=15mm
ZoomScan	5x5x7,dx=8mm dy=8mm dz=5mm,Complete
Phantom	Left head
Device Position	Cheek
Band	Band5_WCDMA850
Channels	Middle
Signal	WCDMA (Crest factor: 1.0)

B. SAR Measurement Results

Middle Band SAR (Channel 4182):

Frequency (MHz)	836.400024
Relative permittivity (real part)	40.538380
Relative permittivity (imaginary part)	19.960159
Conductivity (S/m)	0.927482
Variation (%)	0.000000

SURFACE SAR	VOLUME SAR
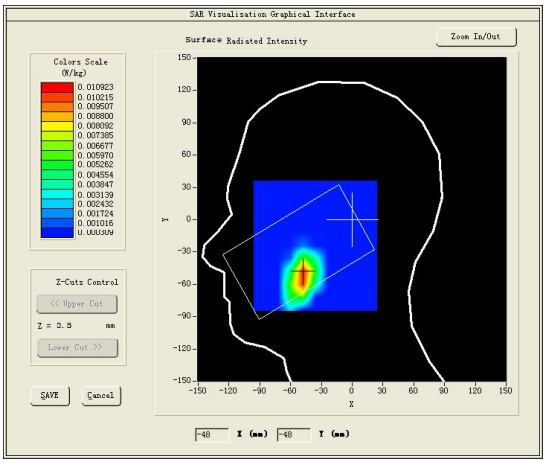	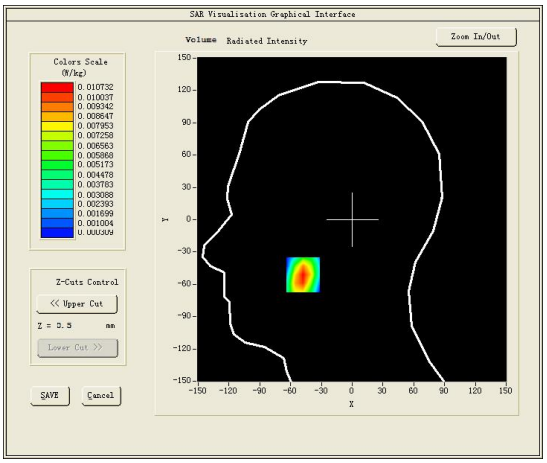

Maximum location: X=-48.00, Y=-51.00

SAR Peak: 0.02 W/kg

SAR 10g (W/Kg)	0.004409
SAR 1g (W/Kg)	0.010327

Z (mm)	0.00	4.00	9.00	14.00	19.00	24.00	29.00
SAR (W/Kg)	0.0184	0.0107	0.0048	0.0012	0.0003	0.0003	0.0003

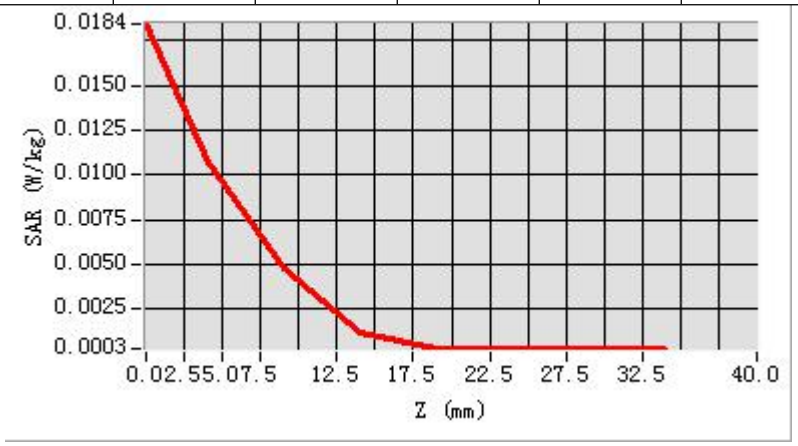

3D screen shot	Hot spot position
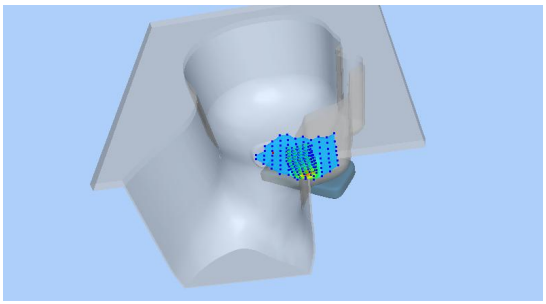	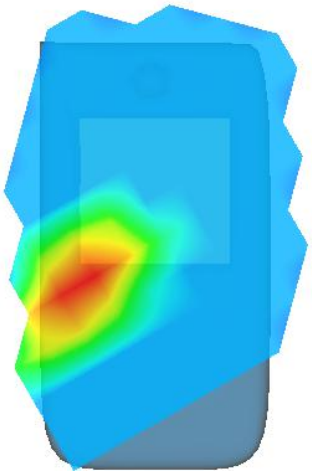

MEASUREMENT 7

Rear-side-middle

Type: Phone measurement (Complete)

Date of measurement: 19/8/2016

Measurement duration: 9 minutes 17 seconds

A. Experimental conditions.

Area Scan	dx=15mm dy=15mm
ZoomScan	5x5x7,dx=8mm dy=8mm dz=5mm,Complete
Phantom	Validation plane
Device Position	Body
Band	Band5_WCDMA850
Channels	Middle
Signal	WCDMA (Crest factor: 1.0)

B. SAR Measurement Results

Middle Band SAR (Channel 4182):

Frequency (MHz)	836.400024
Relative permittivity (real part)	53.394279
Relative permittivity (imaginary part)	21.684340
Conductivity (S/m)	1.007599
Variation (%)	1.300000

SURFACE SAR	VOLUME SAR

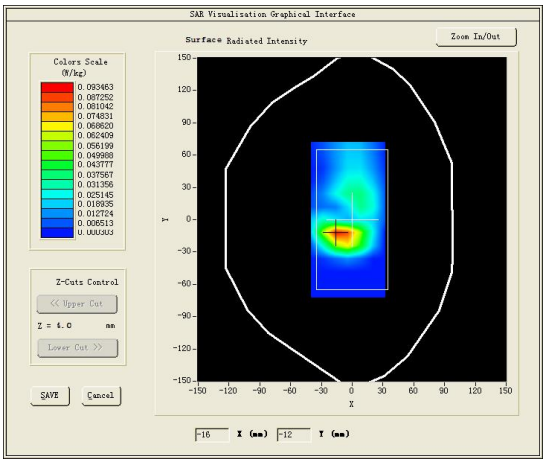

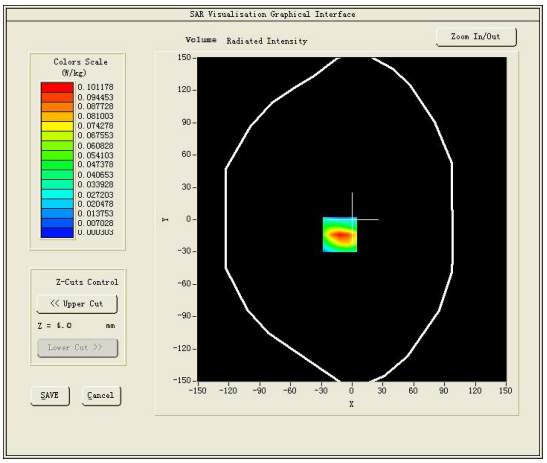

Maximum location: X=-12.00, Y=-14.00

SAR Peak: 0.18 W/kg

SAR 10g (W/Kg)	0.038895
SAR 1g (W/Kg)	0.089203

Z (mm)	0.00	4.00	9.00	14.00	19.00	24.00	29.00
SAR (W/Kg)	0.1678	0.1012	0.0494	0.0213	0.0080	0.0023	0.0003

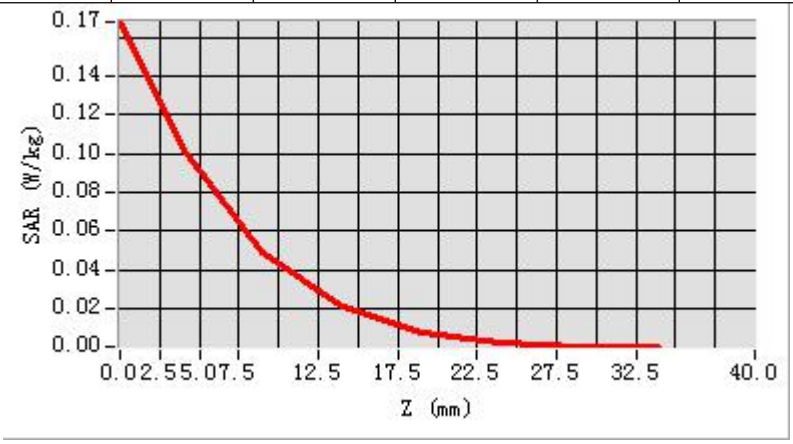

3D screen shot	Hot spot position
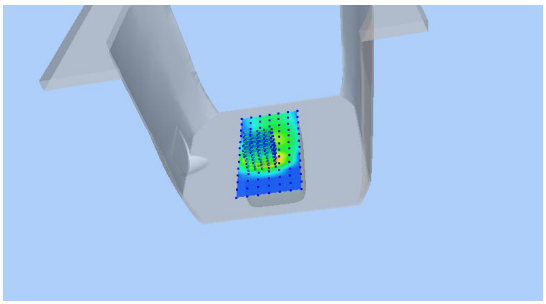	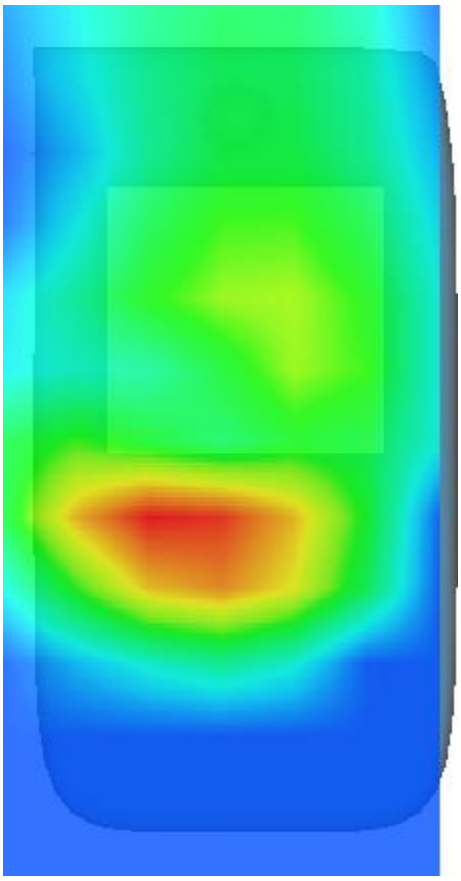

MEASUREMENT 8

Towards-ground-middle

Type: Phone measurement (Complete)

Date of measurement: 19/8/2016

Measurement duration: 9 minutes 17 seconds

A. Experimental conditions.

Area Scan	dx=15mm dy=15mm
ZoomScan	5x5x7,dx=8mm dy=8mm dz=5mm,Complete
Phantom	Validation plane
Device Position	Body
Band	Band5_WCDMA850
Channels	Middle
Signal	WCDMA (Crest factor: 1.0)

B. SAR Measurement Results

Middle Band SAR (Channel 4182):

Frequency (MHz)	836.400024
Relative permittivity (real part)	53.394279
Relative permittivity (imaginary part)	21.684340
Conductivity (S/m)	1.007599
Variation (%)	0.600000

SURFACE SAR	VOLUME SAR
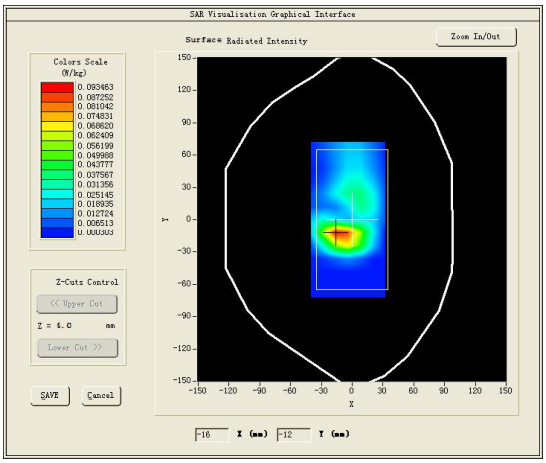	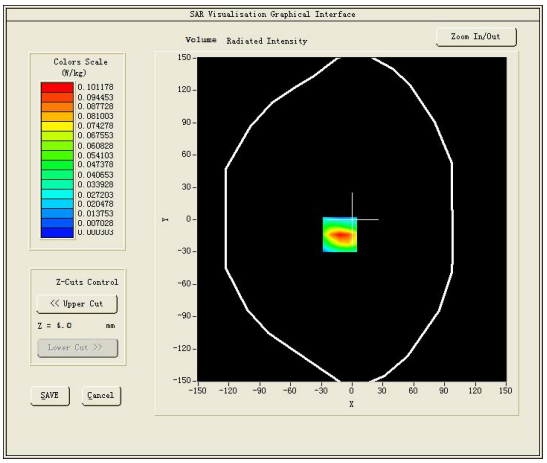

Maximum location: X=-12.00, Y=-14.00

SAR Peak: 0.18 W/kg

SAR 10g (W/Kg)	0.047895
SAR 1g (W/Kg)	0.104203

Z (mm)	0.00	4.00	9.00	14.00	19.00	24.00	29.00
SAR (W/Kg)	0.1678	0.1012	0.0494	0.0213	0.0080	0.0023	0.0003

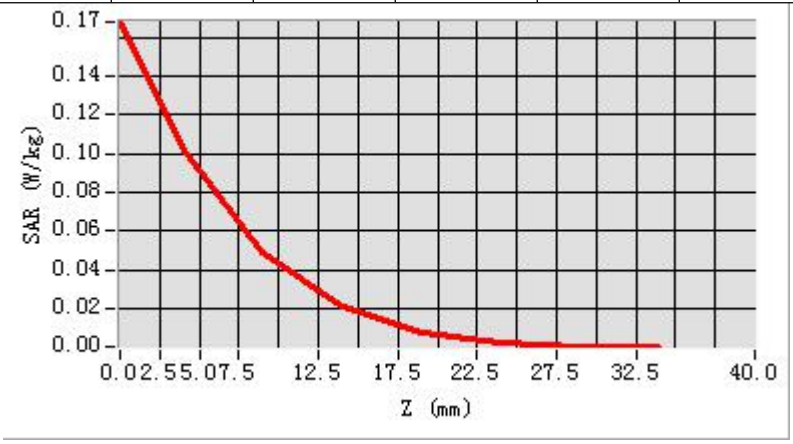

3D screen shot	Hot spot position
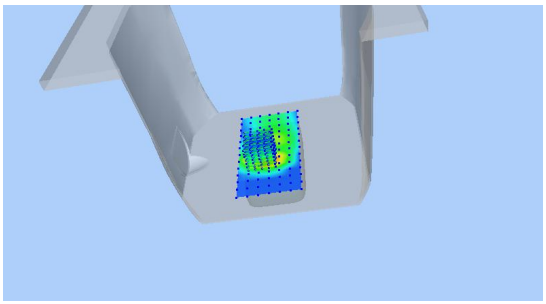	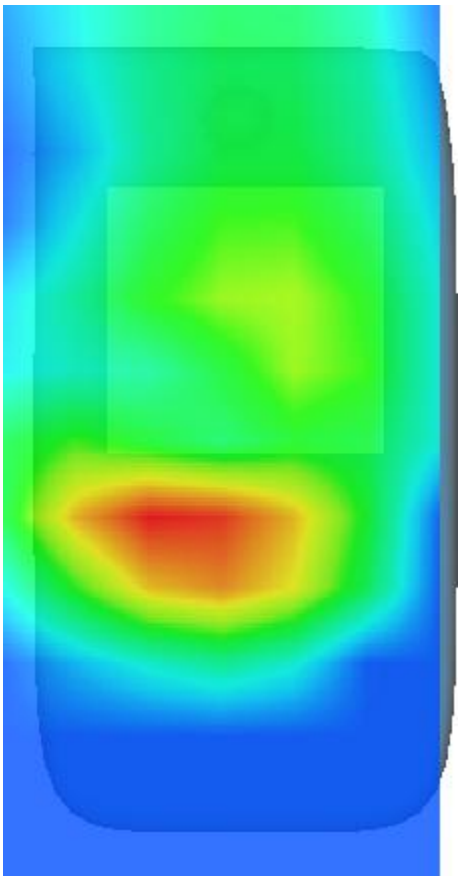

MEASUREMENT 9

Type: Phone measurement (Complete)

Date of measurement: 20/8/2016

Measurement duration: 8 minutes 9 seconds

A. Experimental conditions.

Area Scan	dx=12mm dy=12mm
ZoomScan	7x8x7,dx=5mm dy=5mm dz=5mm,Complete
Phantom	Right head
Device Position	Cheek
Band	IEEE 802.11b ISM
Channels	Middle
Signal	IEEE802.b (Crest factor: 1.0)

B. SAR Measurement Results

Middle Band SAR (Channel 6):

Frequency (MHz)	2437.000000
Relative permittivity (real part)	39.279701
Relative permittivity (imaginary part)	13.189900
Conductivity (S/m)	1.789430
Variation (%)	0.080000

SURFACE SAR	VOLUME SAR
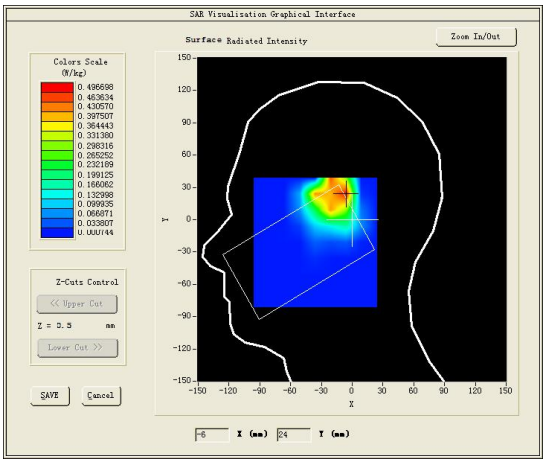	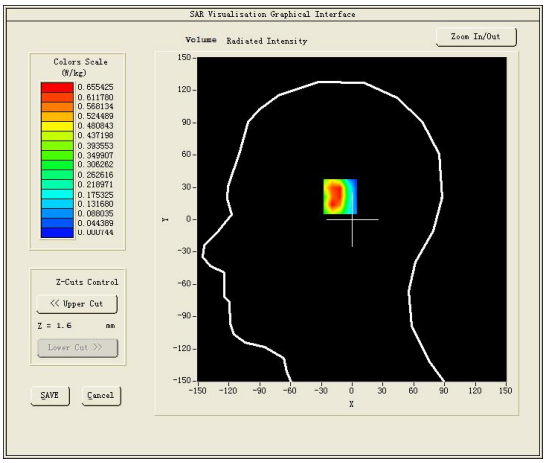

Maximum location: X=-9.00, Y=24.00

SAR Peak: 1.29 W/kg

SAR 10g (W/Kg)	0.263360
SAR 1g (W/Kg)	0.635847

Z (mm)	0.00	4.00	9.00	14.00	19.00	24.00	29.00
SAR (W/Kg)	1.1438	0.6376	0.2699	0.1033	0.0327	0.0012	0.0007

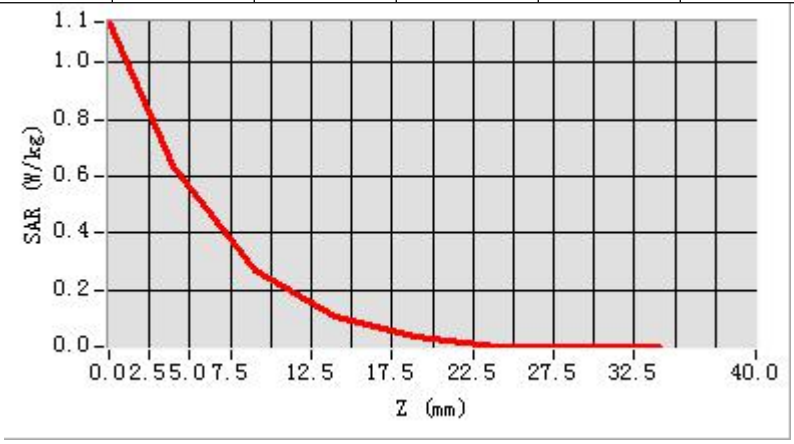

3D screen shot	Hot spot position
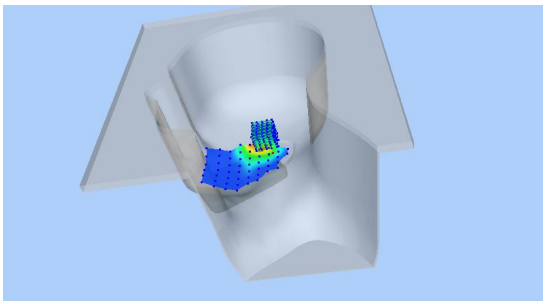	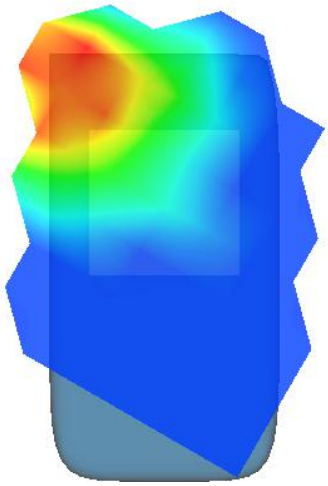

MEASUREMENT 10

Top-edge-middle

Type: Phone measurement (Complete)

Date of measurement: 20/8/2016

Measurement duration: 10 minutes 48 seconds

A. Experimental conditions.

Area Scan	dx=12mm dy=12mm
ZoomScan	7x8x7,dx=5mm dy=5mm dz=5mm,Complete
Phantom	Validation plane
Device Position	Body
Band	IEEE 802.11b ISM
Channels	Middle
Signal	IEEE802.b (Crest factor: 1.0)

B. SAR Measurement Results

Middle Band SAR (Channel 6):

Frequency (MHz)	2437.000000
Relative permittivity (real part)	52.915798
Relative permittivity (imaginary part)	14.315100
Conductivity (S/m)	1.942082
Variation (%)	0.000000

SURFACE SAR	VOLUME SAR
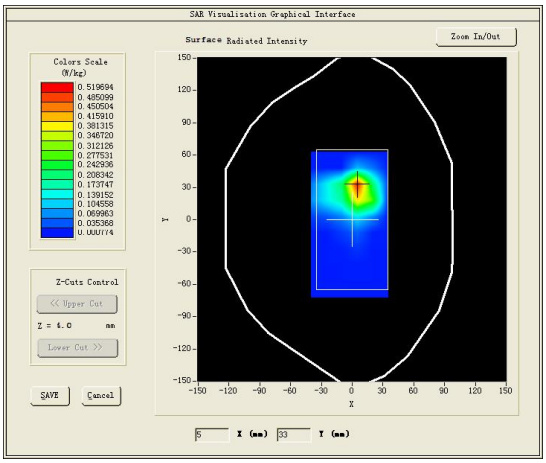	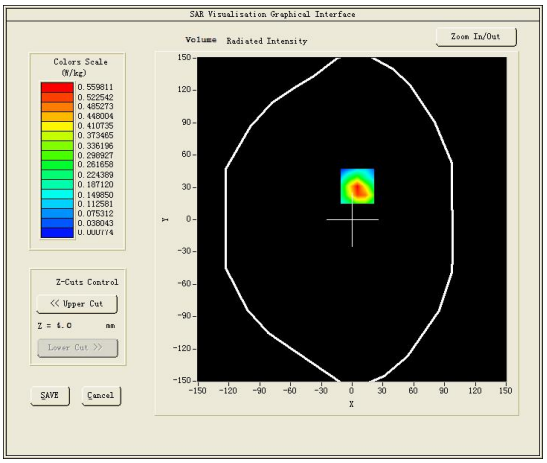

Maximum location: X=5.00, Y=31.00

SAR Peak: 1.24 W/kg

SAR 10g (W/Kg)	0.121194
SAR 1g (W/Kg)	0.323894

Z (mm)	0.00	4.00	9.00	14.00	19.00	24.00	29.00
SAR (W/Kg)	1.1113	0.5598	0.1902	0.0360	0.0008	0.0008	0.0008

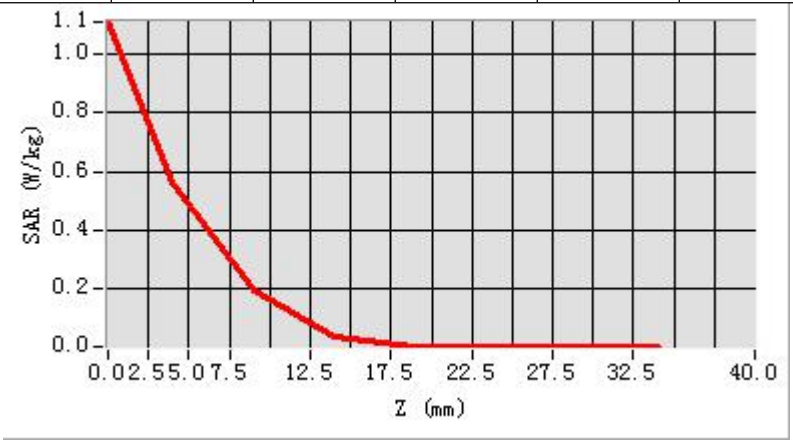

3D screen shot	Hot spot position
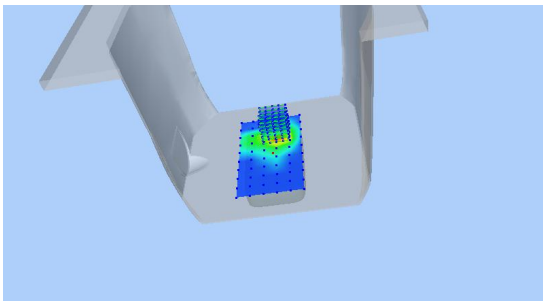	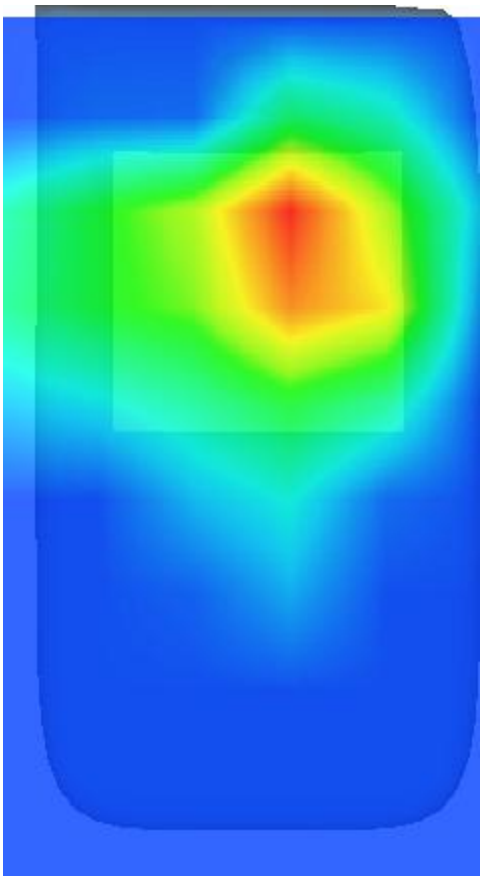

MEASUREMENT 11

Towards-ground-middle

Type: Phone measurement (Complete)

Date of measurement: 20/8/2016

Measurement duration: 10 minutes 48 seconds

A. Experimental conditions.

Area Scan	dx=12mm dy=12mm
ZoomScan	7x8x7,dx=5mm dy=5mm dz=5mm,Complete
Phantom	Validation plane
Device Position	Body
Band	IEEE 802.11b ISM
Channels	Middle
Signal	IEEE802.b (Crest factor: 1.0)

B. SAR Measurement Results

Middle Band SAR (Channel 6):

Frequency (MHz)	2437.000000
Relative permittivity (real part)	52.915798
Relative permittivity (imaginary part)	14.315100
Conductivity (S/m)	1.942082
Variation (%)	0.990000

SURFACE SAR	VOLUME SAR
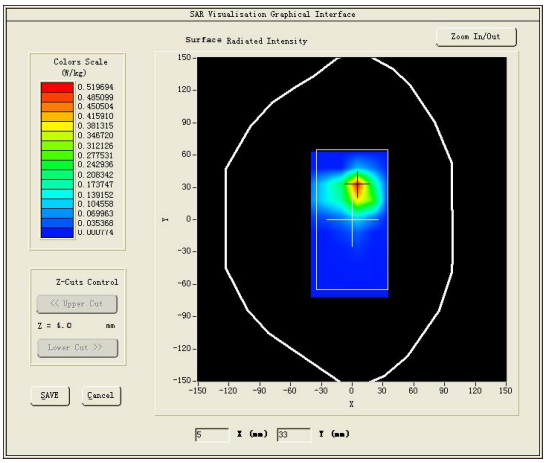	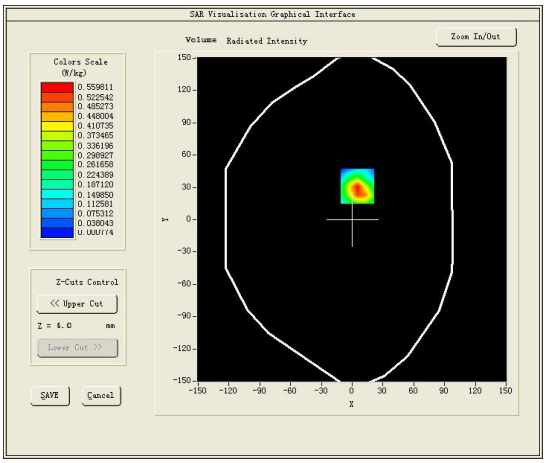

Maximum location: X=5.00, Y=31.00

SAR Peak: 1.24 W/kg

SAR 10g (W/Kg)	0.227194
SAR 1g (W/Kg)	0.587894

Z (mm)	0.00	4.00	9.00	14.00	19.00	24.00	29.00
SAR (W/Kg)	1.1113	0.5598	0.1902	0.0360	0.0008	0.0008	0.0008

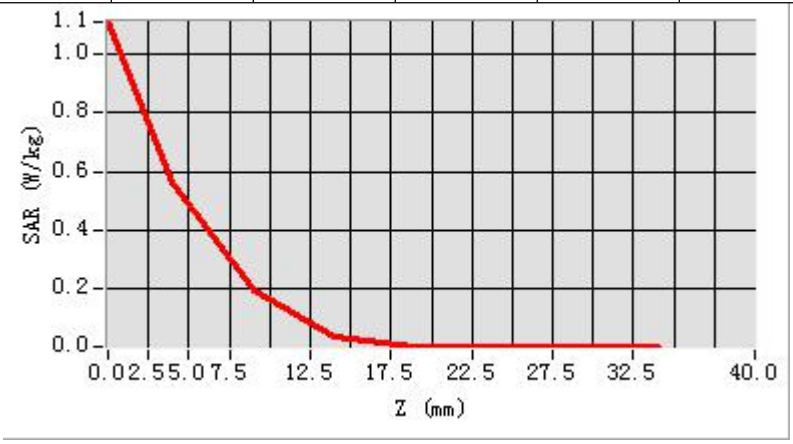

3D screen shot	Hot spot position
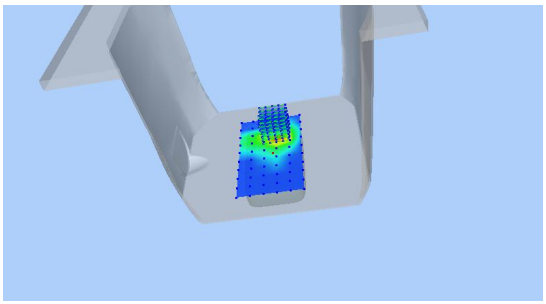	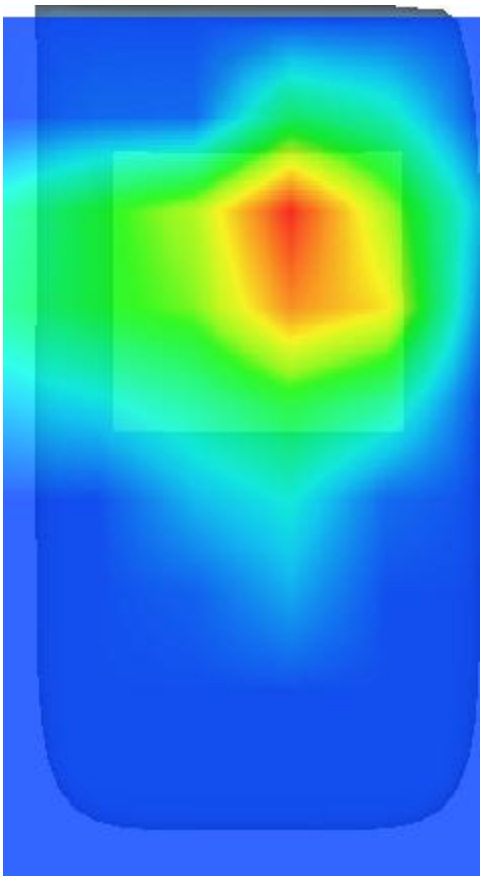

MEASUREMENT 12

20M-50RB#50

Type: Phone measurement (Complete)

Date of measurement: 24/8/2016

Measurement duration: 10 minutes 31 seconds

A. Experimental conditions.

Area Scan	dx=15mm dy=15mm
ZoomScan	5x5x7,dx=8mm dy=8mm dz=5mm,Complete
Phantom	Right head
Device Position	Cheek
Band	LTE band 2
Channels	Middle
Signal	LTE (Crest factor: 1.0)

B. SAR Measurement Results

Middle Band SAR (Channel 18900):

Frequency (MHz)	1879.500000
Relative permittivity (real part)	40.054401
Relative permittivity (imaginary part)	13.497900
Conductivity (S/m)	1.409406
Variation (%)	0.000000

SURFACE SAR	VOLUME SAR
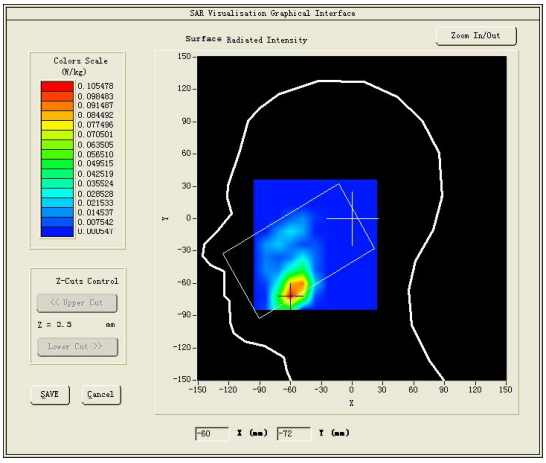	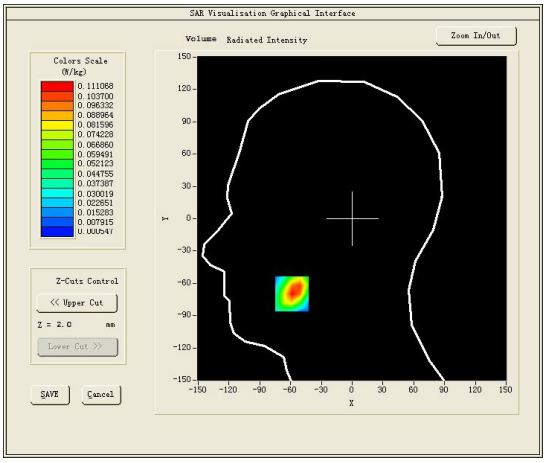

Maximum location: X=-59.00, Y=-70.00

SAR Peak: 0.19 W/kg

SAR 10g (W/Kg)	0.045517
SAR 1g (W/Kg)	0.105700

Z (mm)	0.00	4.00	9.00	14.00	19.00	24.00	29.00
SAR (W/Kg)	0.1824	0.1111	0.0523	0.0227	0.0051	0.0005	0.0005

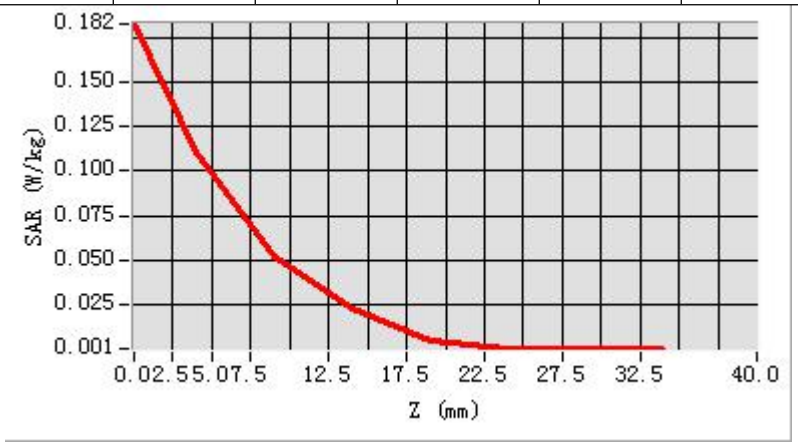

3D screen shot	Hot spot position
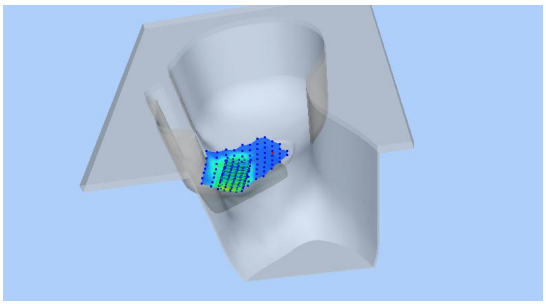	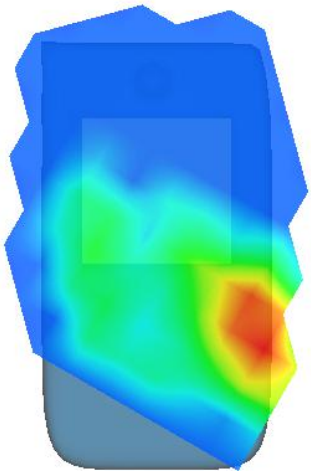

MEASUREMENT 13

Front-edge-20M-1RB#99-middle

Type: Phone measurement (Complete)

Date of measurement: 24/8/2016

Measurement duration: 7 minutes 56 seconds

A. Experimental conditions.

Area Scan	dx=15mm dy=15mm
ZoomScan	5x5x7,dx=8mm dy=8mm dz=5mm,Complete
Phantom	Validation plane
Device Position	Body
Band	LTE band 2
Channels	Middle
Signal	LTE (Crest factor: 1.0)

B. SAR Measurement Results

Middle Band SAR (Channel 18900):

Frequency (MHz)	1879.500000
Relative permittivity (real part)	52.254398
Relative permittivity (imaginary part)	14.597900
Conductivity (S/m)	1.524264
Variation (%)	2.650000

SURFACE SAR	VOLUME SAR
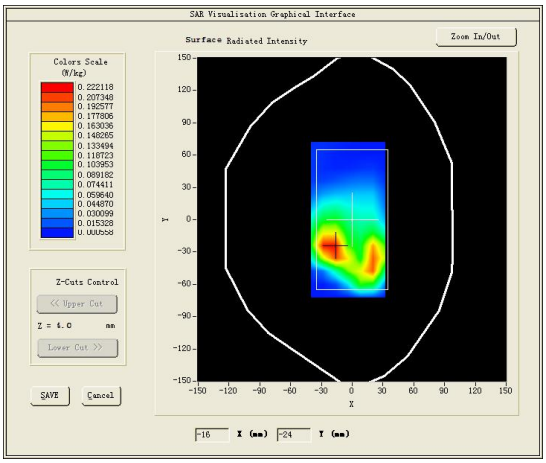	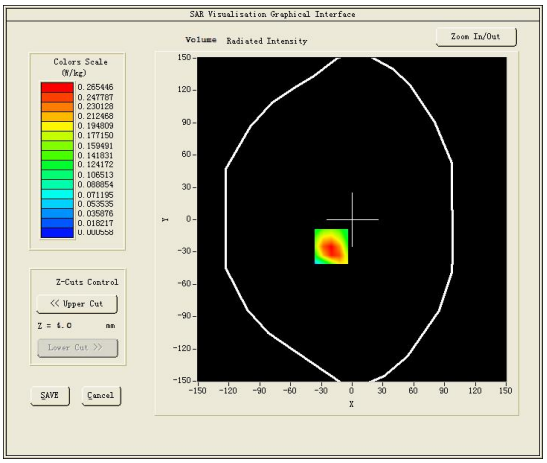

Maximum location: X=-20.00, Y=-25.00

SAR Peak: 0.43 W/kg

SAR 10g (W/Kg)	0.122224
SAR 1g (W/Kg)	0.219002

Z (mm)	0.00	4.00	9.00	14.00	19.00	24.00	29.00
SAR (W/Kg)	0.3927	0.2654	0.1522	0.0791	0.0369	0.0176	0.0069

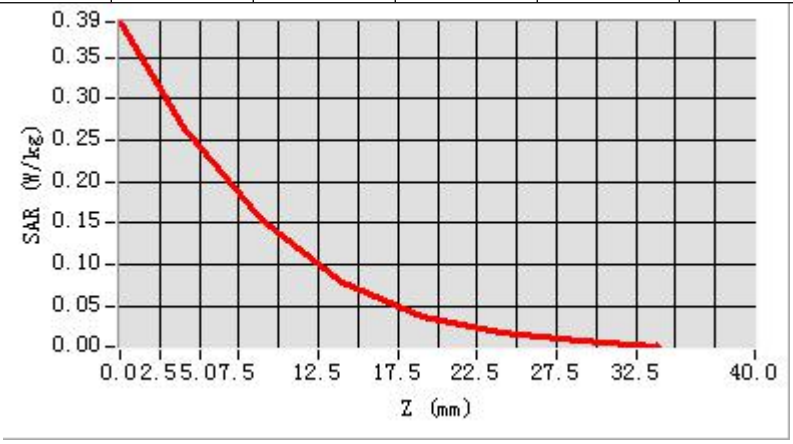

3D screen shot	Hot spot position
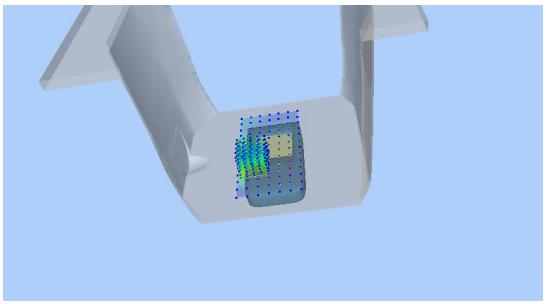	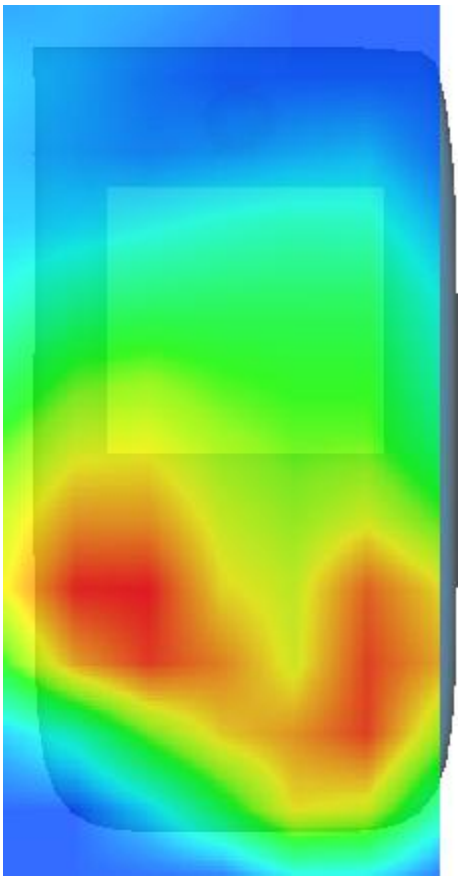

MEASUREMENT 14

Towards-phantom-20M-1RB#99-middle

Type: Phone measurement (Complete)

Date of measurement: 24/8/2016

Measurement duration: 7 minutes 56 seconds

A. Experimental conditions.

Area Scan	dx=15mm dy=15mm
ZoomScan	5x5x7,dx=8mm dy=8mm dz=5mm,Complete
Phantom	Validation plane
Device Position	Body
Band	LTE band 2
Channels	Middle
Signal	LTE (Crest factor: 1.0)

B. SAR Measurement Results

Middle Band SAR (Channel 18900):

Frequency (MHz)	1879.500000
Relative permittivity (real part)	52.254398
Relative permittivity (imaginary part)	14.597900
Conductivity (S/m)	1.524264
Variation (%)	1.650000

SURFACE SAR	VOLUME SAR
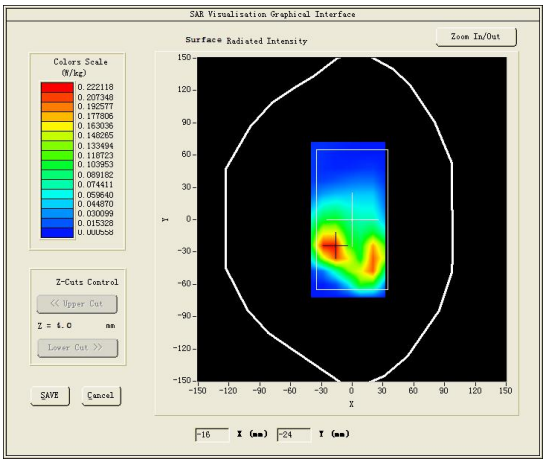	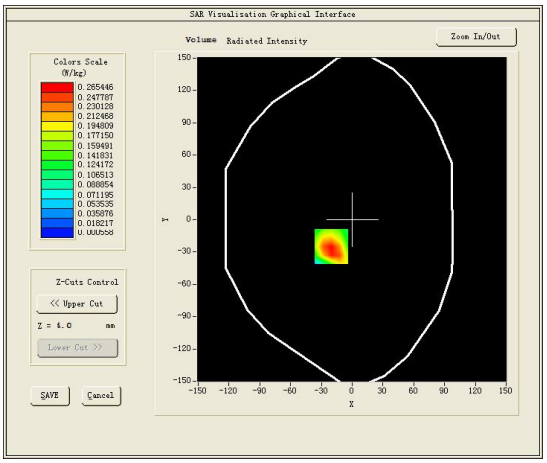

Maximum location: X=-20.00, Y=-25.00

SAR Peak: 0.43 W/kg

SAR 10g (W/Kg)	0.132224
SAR 1g (W/Kg)	0.258702

Z (mm)	0.00	4.00	9.00	14.00	19.00	24.00	29.00
SAR (W/Kg)	0.3927	0.2654	0.1522	0.0791	0.0369	0.0176	0.0069

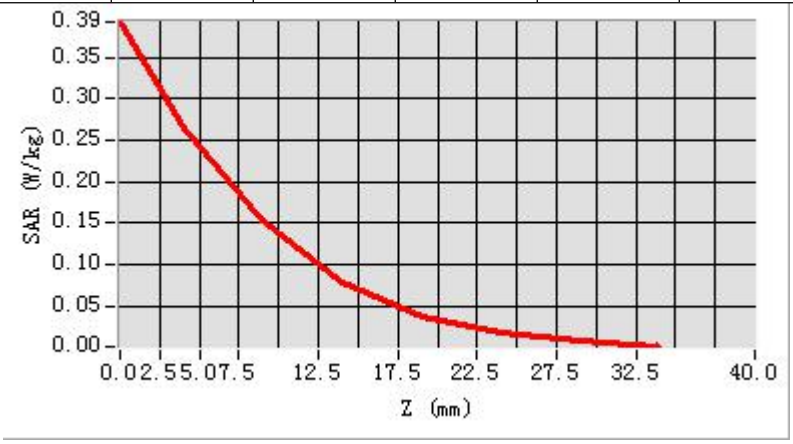

3D screen shot	Hot spot position
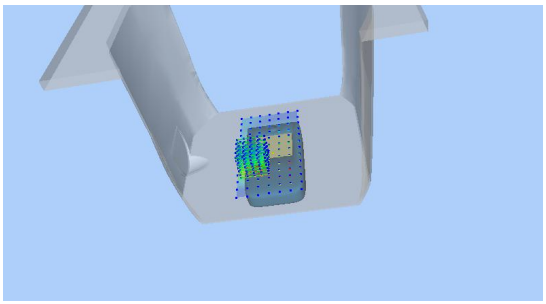	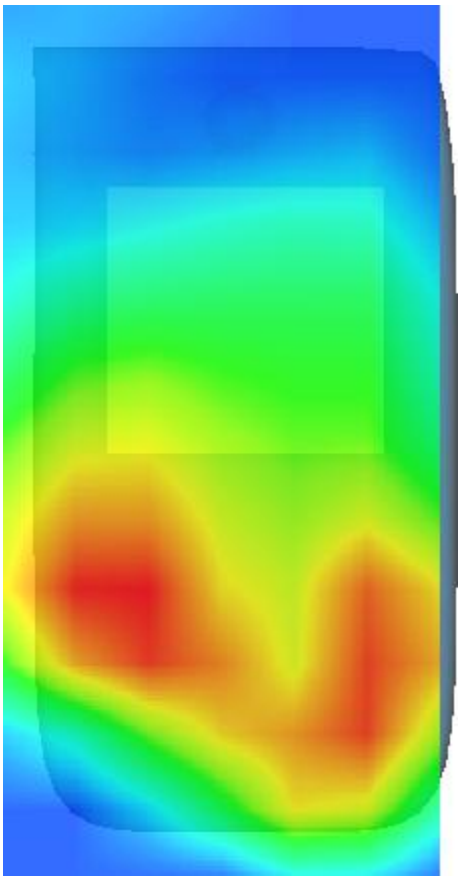

MEASUREMENT 15

20M-1RB#50

Type: Phone measurement (Complete)

Date of measurement: 27/8/2016

Measurement duration: 10 minutes 8 seconds

A. Experimental conditions.

Area Scan	dx=15mm dy=15mm
ZoomScan	5x5x7,dx=8mm dy=8mm dz=5mm,Complete
Phantom	Left head
Device Position	Cheek
Band	LTE band 4
Channels	Middle
Signal	LTE (Crest factor: 1.0)

B. SAR Measurement Results

Middle Band SAR (Channel 20175):

Frequency (MHz)	1732.500000
Relative permittivity (real part)	39.739349
Relative permittivity (imaginary part)	13.991050
Conductivity (S/m)	1.346639
Variation (%)	0.000000

SURFACE SAR	VOLUME SAR
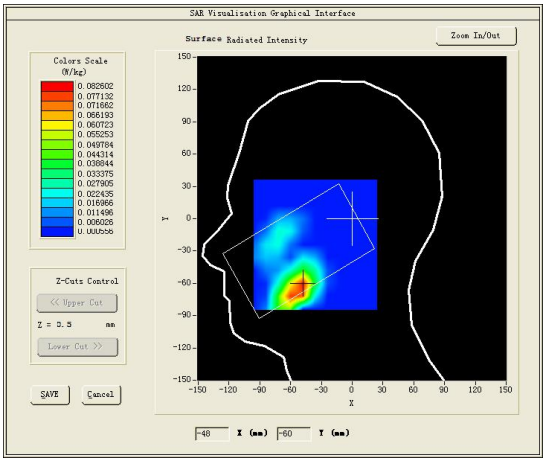	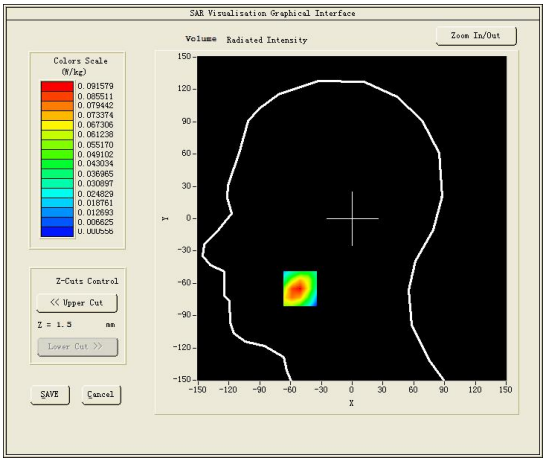

Maximum location: X=-51.00, Y=-65.00

SAR Peak: 0.16 W/kg

SAR 10g (W/Kg)	0.039442
SAR 1g (W/Kg)	0.086727

Z (mm)	0.00	4.00	9.00	14.00	19.00	24.00	29.00
SAR (W/Kg)	0.1554	0.0916	0.0423	0.0185	0.0062	0.0006	0.0006

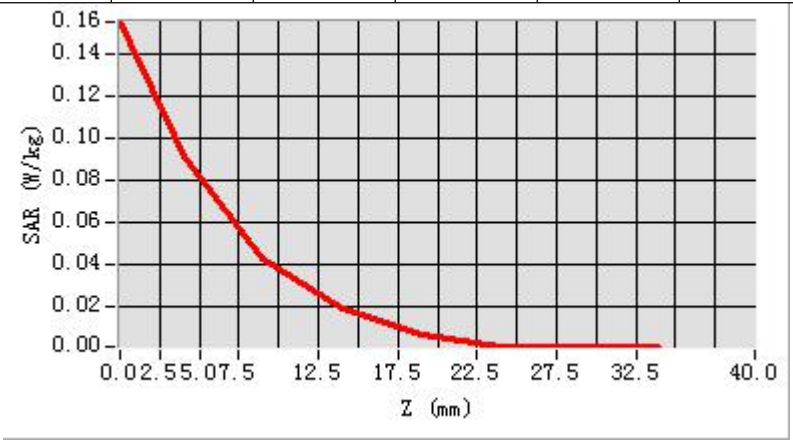

3D screen shot	Hot spot position
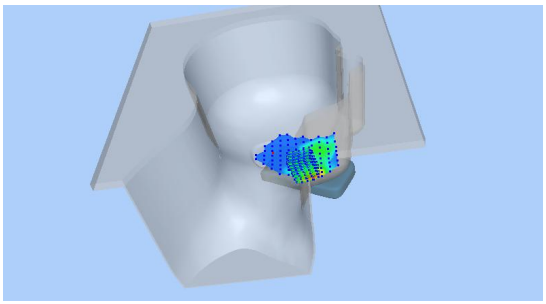	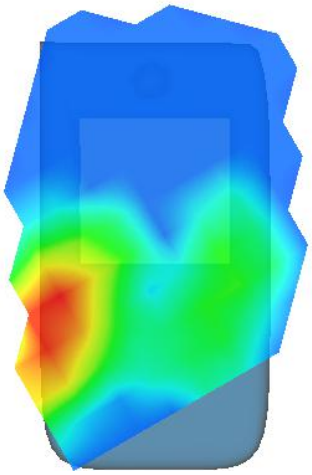

MEASUREMENT 16

Front-side-20M-50RB#25-middle

Type: Phone measurement (Complete)

Date of measurement: 27/8/2016

Measurement duration: 8 minutes 5 seconds

A. Experimental conditions.

Area Scan	dx=15mm dy=15mm
ZoomScan	5x5x7,dx=8mm dy=8mm dz=5mm,Complete
Phantom	Validation plane
Device Position	Body
Band	LTE band 4
Channels	Middle
Signal	LTE (Crest factor: 1.0)

B. SAR Measurement Results

Middle Band SAR (Channel 20175):

Frequency (MHz)	1732.500000
Relative permittivity (real part)	53.306702
Relative permittivity (imaginary part)	14.680750
Conductivity (S/m)	1.413022
Variation (%)	-3.320000

SATIMO 225, rue Pierre Rivoalon 29200 Brest - France
Tel:+33 (0)2 98 05 13 34; Fax: +33 (0)2 98 05 53 87; www.satimo.com

SURFACE SAR	VOLUME SAR
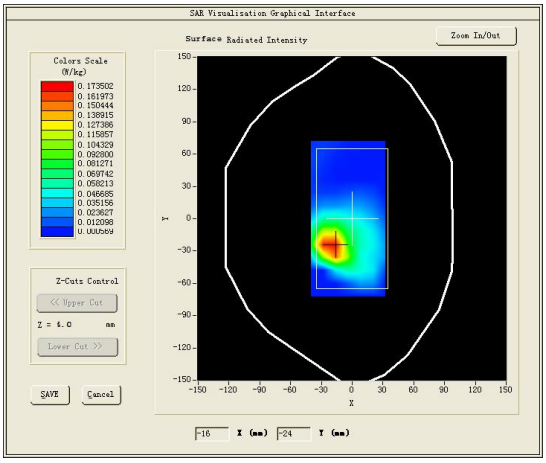	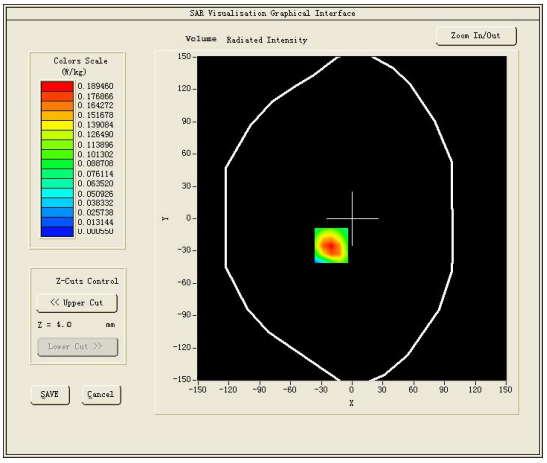

Maximum location: X=-20.00, Y=-25.00

SAR Peak: 0.34 W/kg

SAR 10g (W/Kg)	0.107300
SAR 1g (W/Kg)	0.228702

Z (mm)	0.00	4.00	9.00	14.00	19.00	24.00	29.00
SAR (W/Kg)	0.2979	0.1895	0.1025	0.0523	0.0237	0.0098	0.0011

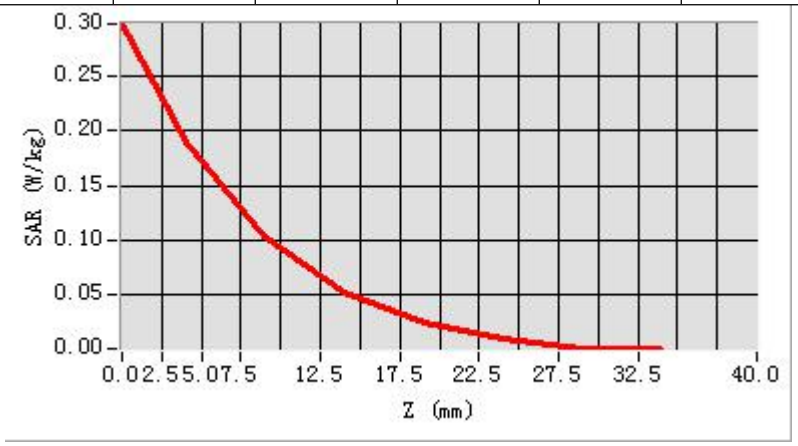

3D screen shot	Hot spot position
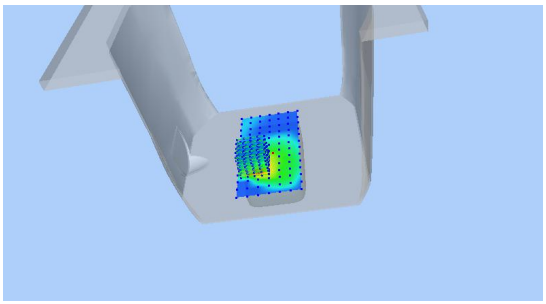	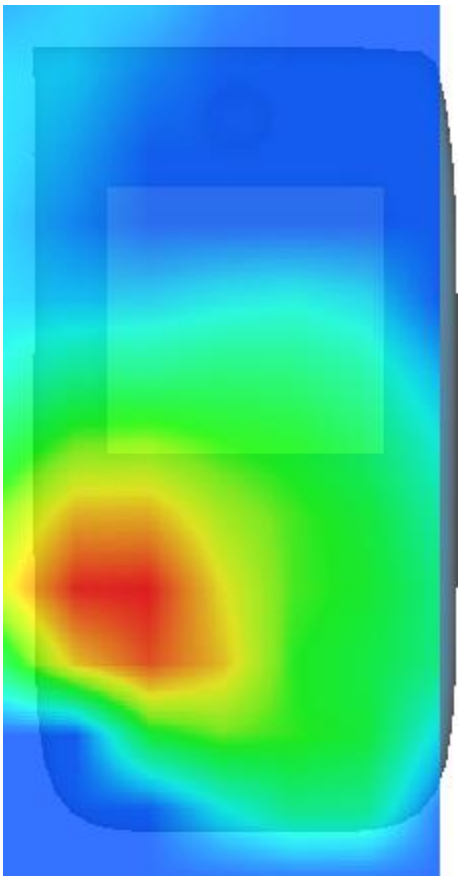

MEASUREMENT 17

Towards-ground-20M-50RB#25-middle

Type: Phone measurement (Complete)

Date of measurement: 27/8/2016

Measurement duration: 12 minutes 15 seconds

A. Experimental conditions.

Area Scan	dx=15mm dy=15mm
ZoomScan	5x5x7,dx=8mm dy=8mm dz=5mm,Complete
Phantom	Validation plane
Device Position	Body
Band	LTE band 4
Channels	Middle
Signal	LTE (Crest factor: 1.0)

B. SAR Measurement Results

Middle Band SAR (Channel 20175):

Frequency (MHz)	1732.500000
Relative permittivity (real part)	53.306702
Relative permittivity (imaginary part)	14.680750
Conductivity (S/m)	1.413022
Variation (%)	-0.120000

SATIMO 225, rue Pierre Rivoalon 29200 Brest - France
Tel:+33 (0)2 98 05 13 34; Fax: +33 (0)2 98 05 53 87; www.satimo.com

SURFACE SAR	VOLUME SAR
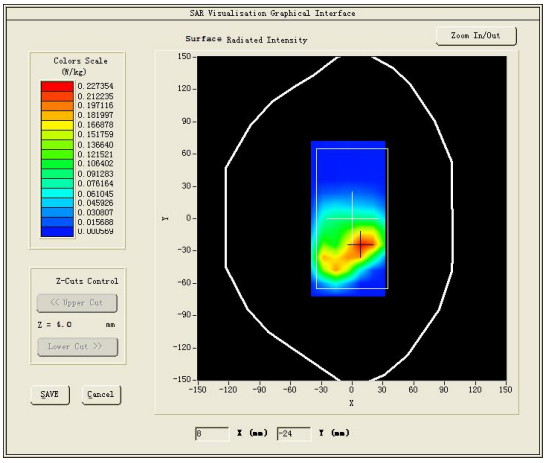	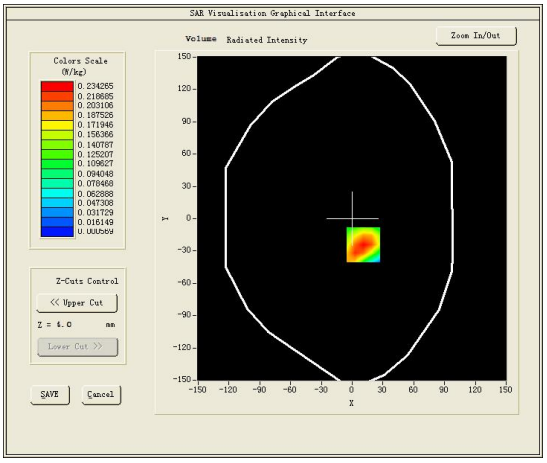

Maximum location: X=11.00, Y=-24.00

SAR Peak: 0.39 W/kg

SAR 10g (W/Kg)	0.119241
SAR 1g (W/Kg)	0.232546

Z (mm)	0.00	4.00	9.00	14.00	19.00	24.00	29.00
SAR (W/Kg)	0.3655	0.2343	0.1288	0.0636	0.0304	0.0108	0.0006

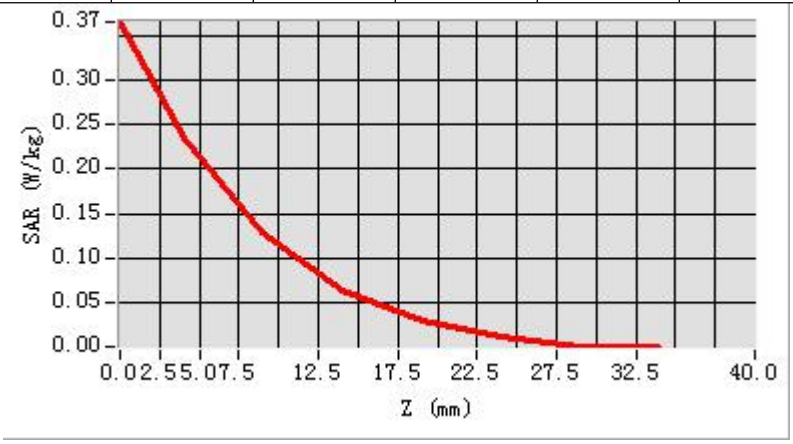

3D screen shot	Hot spot position
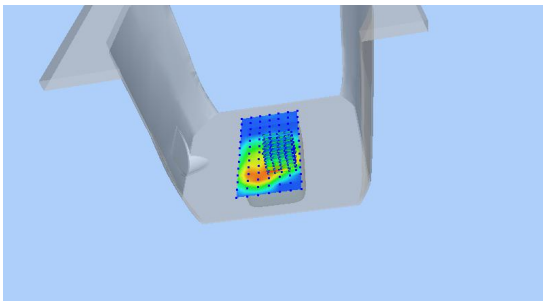	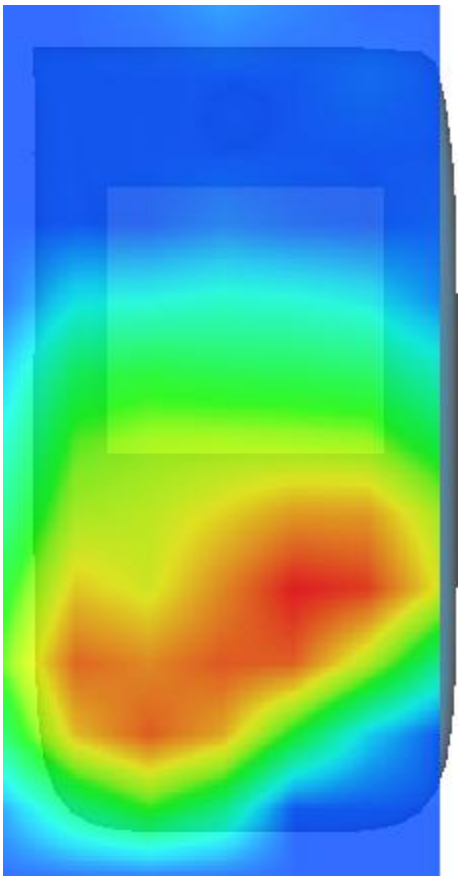

MEASUREMENT 18

20M-1RB#50

Type: Phone measurement (Complete)

Date of measurement: 29/8/2016

Measurement duration: 12 minutes 33 seconds

A. Experimental conditions.

Area Scan	dx=12mm dy=12mm
ZoomScan	7x8x7,dx=5mm dy=5mm dz=5mm,Complete
Phantom	Right head
Device Position	Cheek
Band	LTE band 7
Channels	Middle
Signal	LTE (Crest factor: 1.0)

B. SAR Measurement Results

Middle Band SAR (Channel 21100):

Frequency (MHz)	2535.000000
Relative permittivity (real part)	39.062801
Relative permittivity (imaginary part)	13.774200
Conductivity (S/m)	1.939867
Variation (%)	0.000000

SURFACE SAR	VOLUME SAR
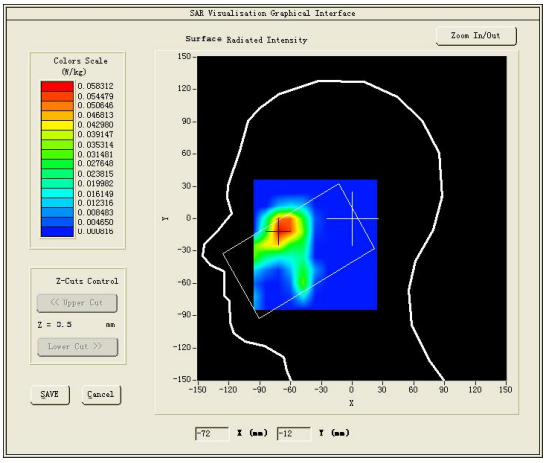	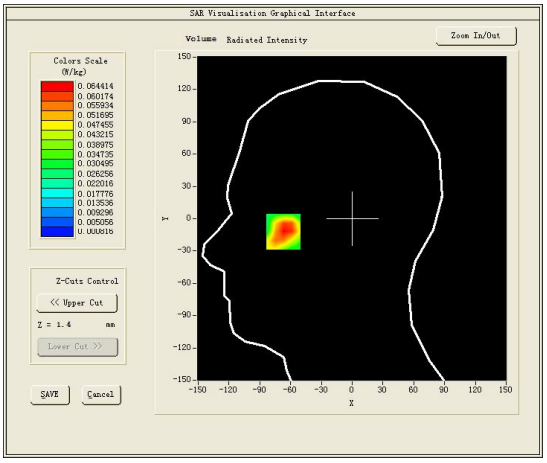

Maximum location: X=-67.00, Y=-9.00

SAR Peak: 0.15 W/kg

SAR 10g (W/Kg)	0.088982
SAR 1g (W/Kg)	0.215103

Z (mm)	0.00	4.00	9.00	14.00	19.00	24.00	29.00
SAR (W/Kg)	0.1379	0.0644	0.0190	0.0008	0.0008	0.0008	0.0008

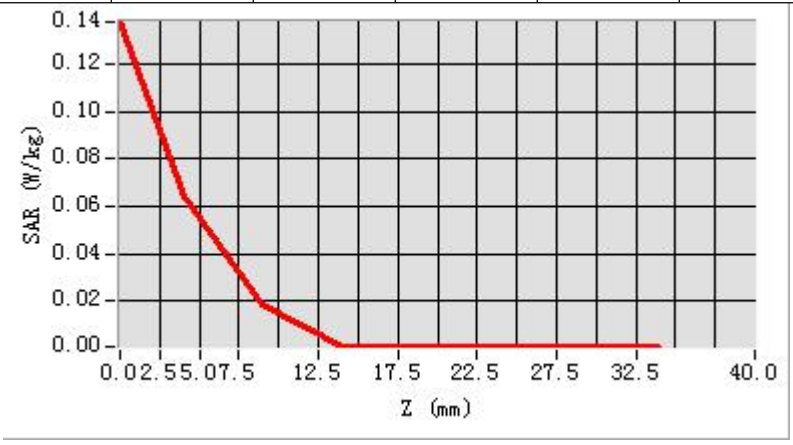

3D screen shot	Hot spot position
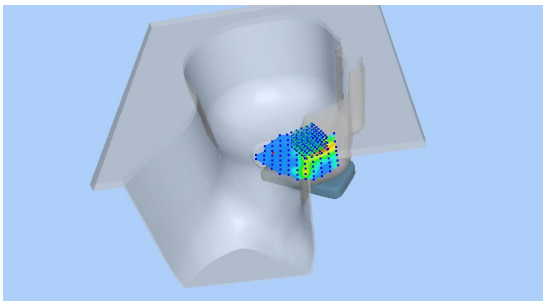	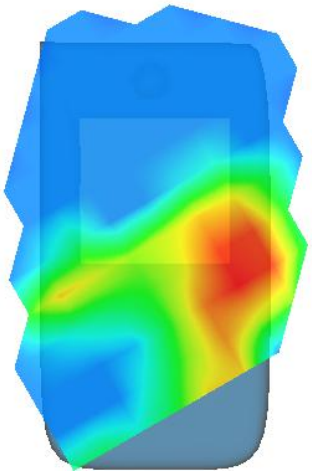

MEASUREMENT 19

Rear side-20M-1RB#50-middle

Type: Phone measurement (Complete)

Date of measurement: 29/8/2016

Measurement duration: 11 minutes 41 seconds

A. Experimental conditions.

Area Scan	dx=12mm dy=12mm
ZoomScan	7x8x7,dx=5mm dy=5mm dz=5mm,Complete
Phantom	Validation plane
Device Position	Body
Band	LTE band 7
Channels	Middle
Signal	LTE (Crest factor: 1.0)

B. SAR Measurement Results

Middle Band SAR (Channel 21100):

Frequency (MHz)	2535.000000
Relative permittivity (real part)	39.062801
Relative permittivity (imaginary part)	13.774200
Conductivity (S/m)	1.939867
Variation (%)	2.560000

SATIMO 225, rue Pierre Rivoalon 29200 Brest - France
Tel:+33 (0)2 98 05 13 34; Fax: +33 (0)2 98 05 53 87; www.satimo.com

SURFACE SAR	VOLUME SAR
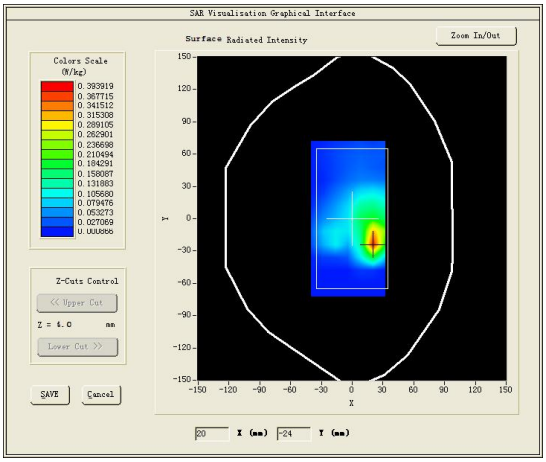	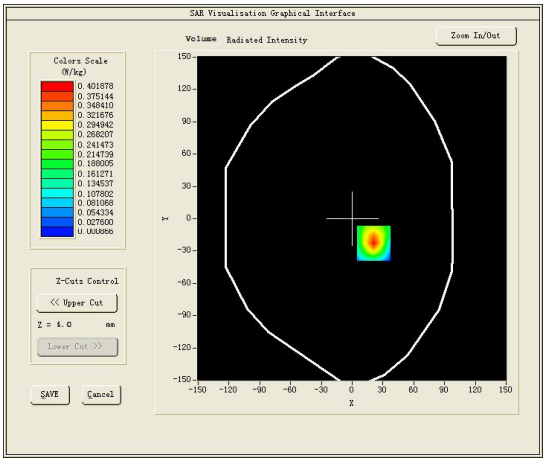

Maximum location: X=21.00, Y=-23.00

SAR Peak: 0.77 W/kg

SAR 10g (W/Kg)	0.218330
SAR 1g (W/Kg)	0.635058

Z (mm)	0.00	4.00	9.00	14.00	19.00	24.00	29.00
SAR (W/Kg)	0.7806	0.4019	0.1466	0.0671	0.0220	0.0010	0.0009

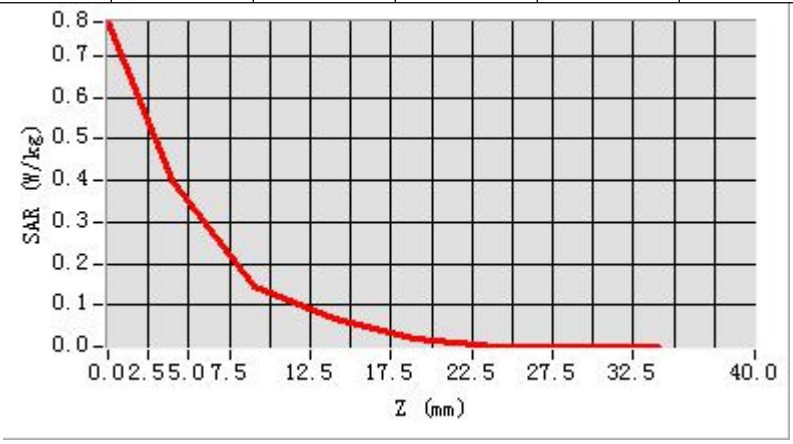

3D screen shot	Hot spot position
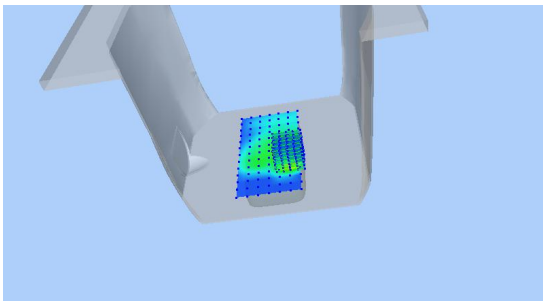	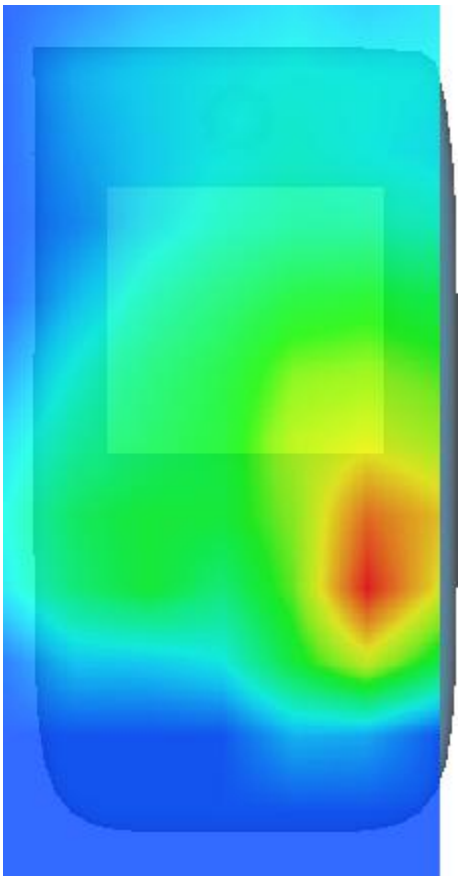

MEASUREMENT 20

Towards-ground-20M-1RB#50-middle

Type: Phone measurement (Complete)

Date of measurement: 29/8/2016

Measurement duration: 10 minutes 25 seconds

A. Experimental conditions.

Area Scan	dx=12mm dy=12mm
ZoomScan	7x8x7,dx=5mm dy=5mm dz=5mm,Complete
Phantom	Validation plane
Device Position	Body
Band	LTE band 7
Channels	Middle
Signal	LTE (Crest factor: 1.0)

B. SAR Measurement Results

Middle Band SAR (Channel 21100):

Frequency (MHz)	2535.000000
Relative permittivity (real part)	39.062801
Relative permittivity (imaginary part)	13.774200
Conductivity (S/m)	1.939867
Variation (%)	-2.230000

SURFACE SAR	VOLUME SAR
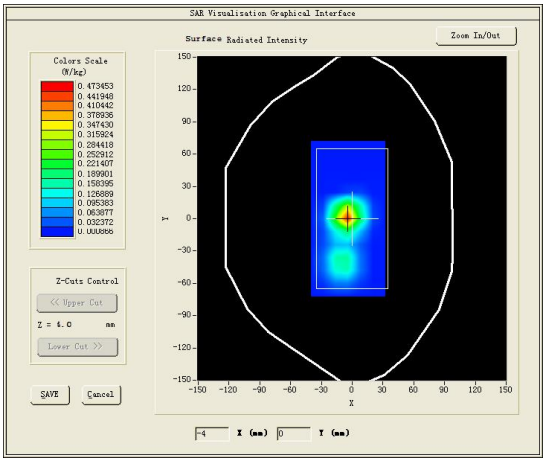	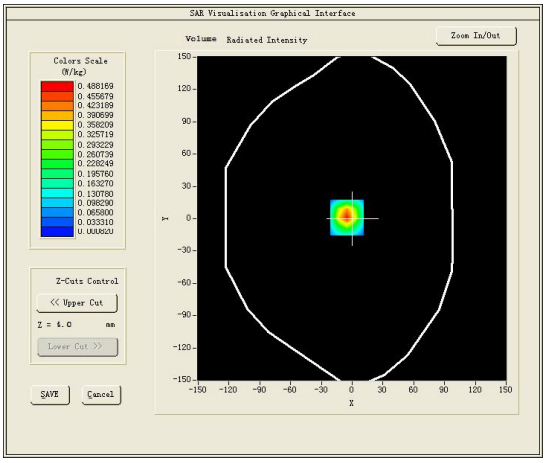

Maximum location: X=-5.00, Y=2.00

SAR Peak: 0.83 W/kg

SAR 10g (W/Kg)	0.246299
SAR 1g (W/Kg)	0.617956

Z (mm)	0.00	4.00	9.00	14.00	19.00	24.00	29.00
SAR (W/Kg)	0.9514	0.5211	0.1831	0.0712	0.0146	0.0013	0.0026

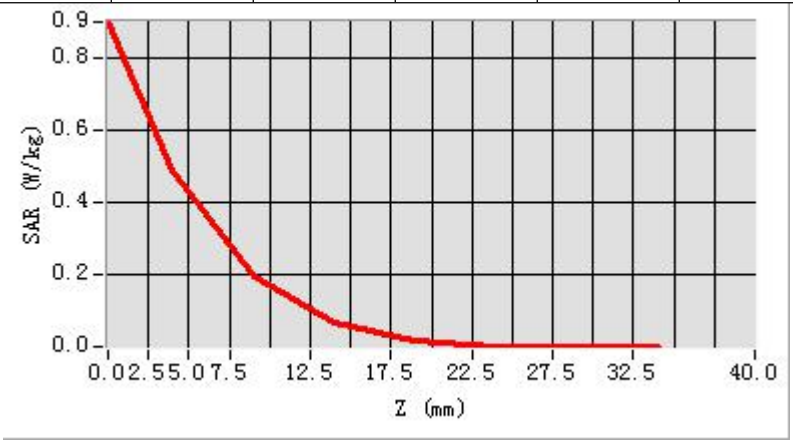

3D screen shot	Hot spot position
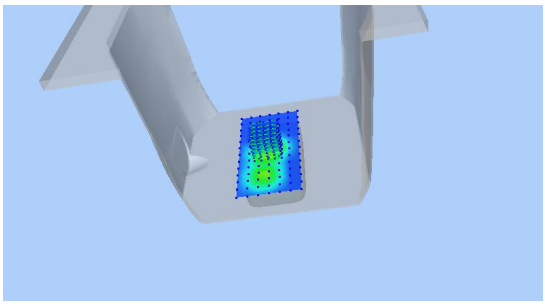	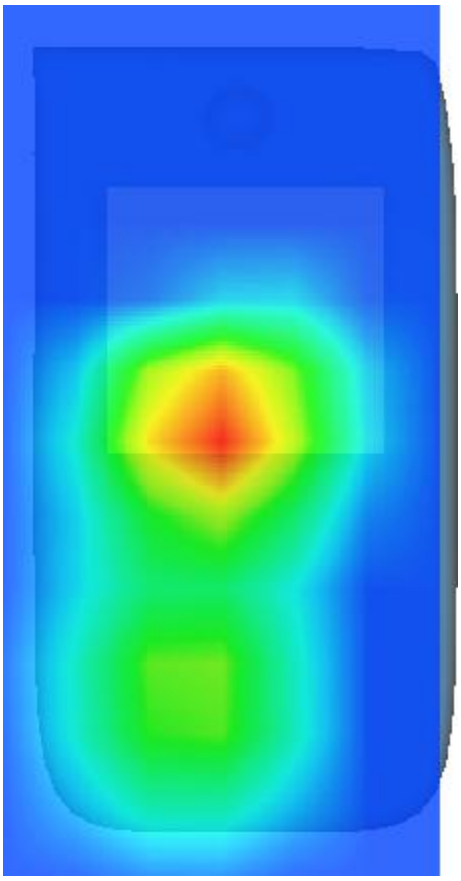

MEASUREMENT 21

Rear-side-middle

Type: Phone measurement (Complete)

Date of measurement: 19/8/2016

Measurement duration: 9 minutes 45 seconds

A. Experimental conditions.

Area Scan	dx=15mm dy=15mm
ZoomScan	5x5x7,dx=8mm dy=8mm dz=5mm,Complete
Phantom	Validation plane
Device Position	Body
Band	CUSTOM (GPRS850_4Tx)
Channels	Middle
Signal	Duty Cycle: 2.00 (Crest factor: 2.0)

B. SAR Measurement Results

Frequency (MHz)	836.599976
Relative permittivity (real part)	53.395020
Relative permittivity (imaginary part)	21.690760
Conductivity (S/m)	1.008138
Variation (%)	1.320000

SURFACE SAR	VOLUME SAR
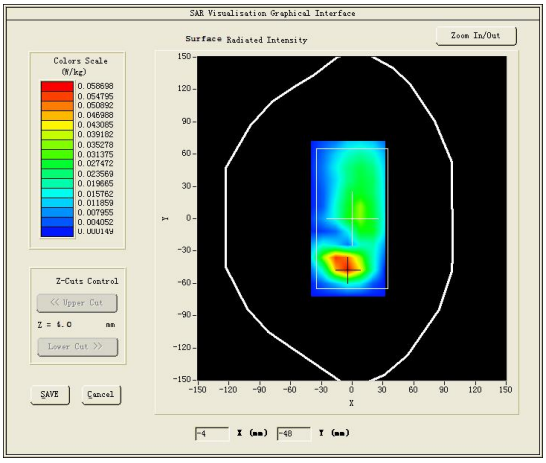	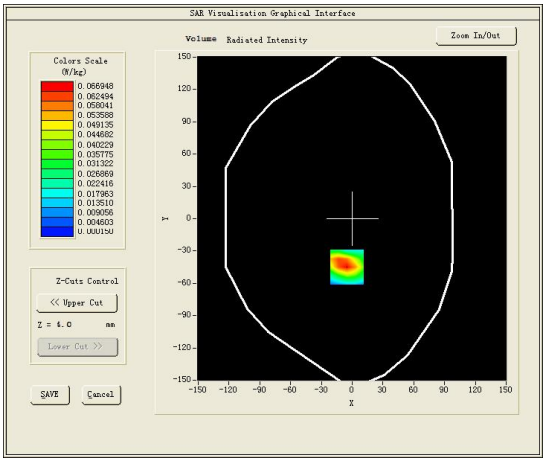

Maximum location: X=-5.00, Y=-45.00

SAR Peak: 0.12 W/kg

SAR 10g (W/Kg)	0.024049
SAR 1g (W/Kg)	0.056082

Z (mm)	0.00	4.00	9.00	14.00	19.00	24.00	29.00
SAR (W/Kg)	0.1108	0.0669	0.0331	0.0157	0.0060	0.0024	0.0001

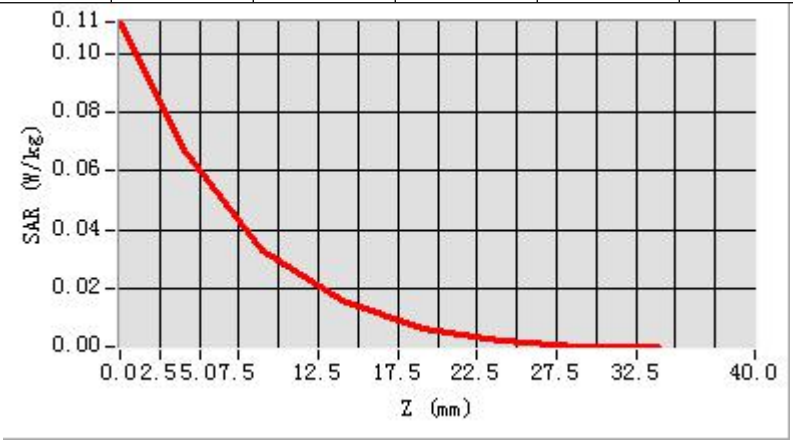

3D screen shot	Hot spot position
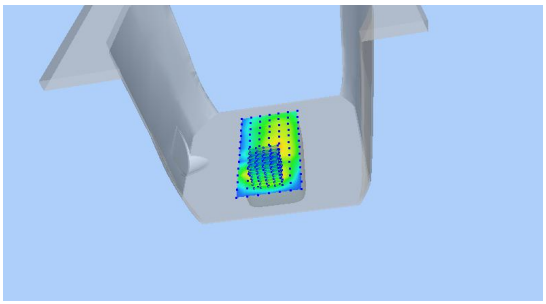	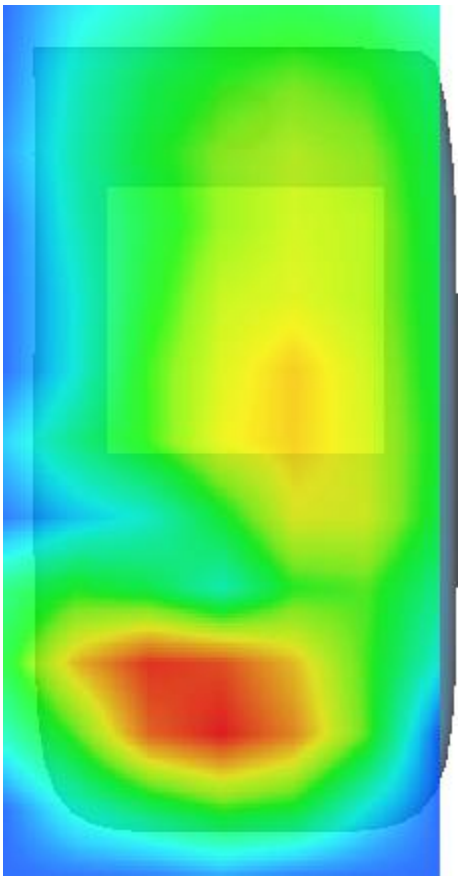

MEASUREMENT 22

Towards-ground-middle

Type: Phone measurement (Complete)

Date of measurement: 19/8/2016

Measurement duration: 9 minutes 51 seconds

A. Experimental conditions.

Area Scan	dx=15mm dy=15mm
ZoomScan	5x5x7,dx=8mm dy=8mm dz=5mm,Complete
Phantom	Validation plane
Device Position	Body
Band	CUSTOM (GPRS850_4Tx)
Channels	Middle
Signal	Duty Cycle: 2.00 (Crest factor: 2.0)

B. SAR Measurement Results

Frequency (MHz)	836.599976
Relative permittivity (real part)	53.402131
Relative permittivity (imaginary part)	21.701250
Conductivity (S/m)	1.008138
Variation (%)	-1.130000

SURFACE SAR	VOLUME SAR
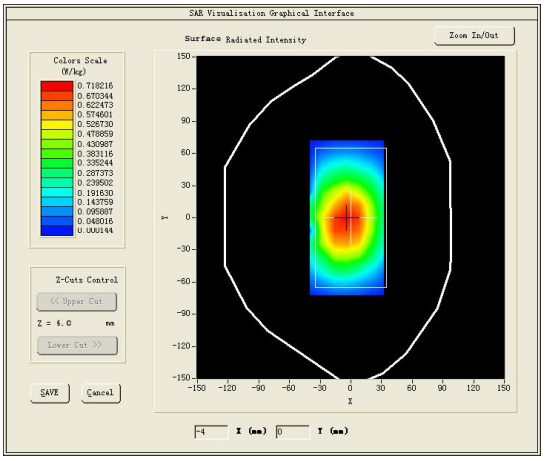	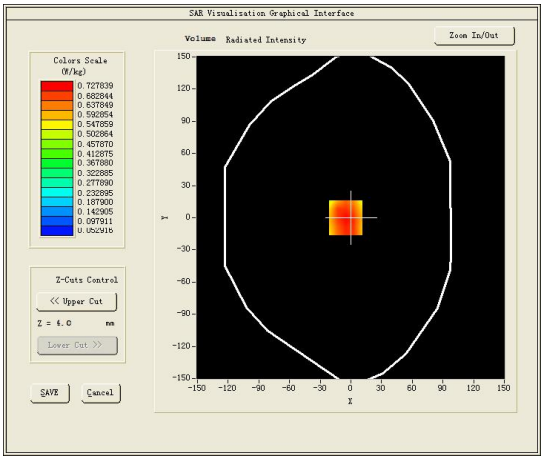

Maximum location: X=-5.00, Y=0.00

SAR Peak: 0.96 W/kg

SAR 10g (W/Kg)	0.030049
SAR 1g (W/Kg)	0.067082

Z (mm)	0.00	4.00	9.00	14.00	19.00	24.00	29.00
SAR (W/Kg)	0.9302	0.7278	0.5355	0.3759	0.2777	0.1983	0.1331

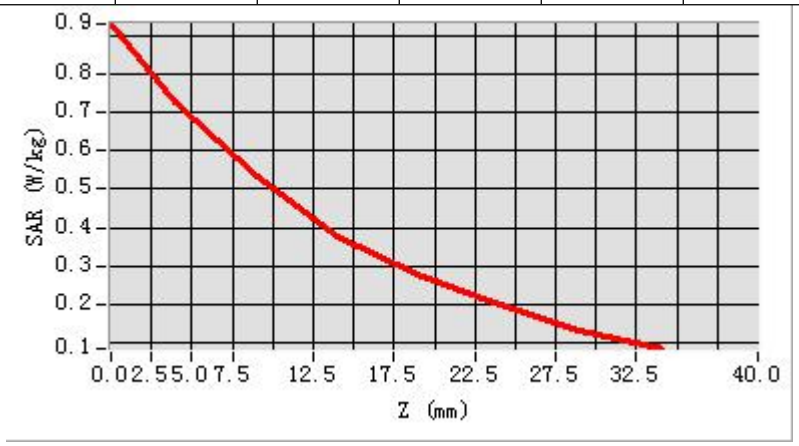

3D screen shot	Hot spot position
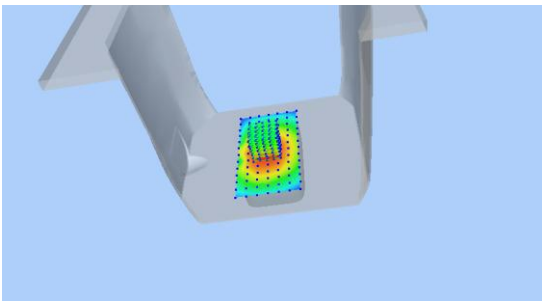	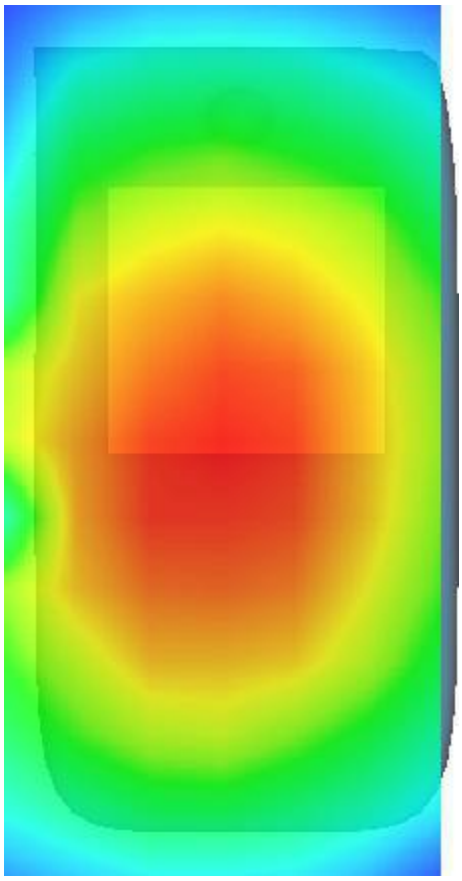

MEASUREMENT 23

Rear-side-middle

Type: Phone measurement (Complete)

Date of measurement: 24/8/2016

Measurement duration: 10 minutes 20 seconds

A. Experimental conditions.

Area Scan	dx=15mm dy=15mm
ZoomScan	5x5x7,dx=8mm dy=8mm dz=5mm,Complete
Phantom	Validation plane
Device Position	Body
Band	CUSTOM (GPRS1900_4Tx)
Channels	Middle
Signal	Duty Cycle: 2.00 (Crest factor: 2.0)

B. SAR Measurement Results

Frequency (MHz)	1880.000000
Relative permittivity (real part)	52.254398
Relative permittivity (imaginary part)	14.597900
Conductivity (S/m)	1.524670
Variation (%)	2.400000

SURFACE SAR	VOLUME SAR
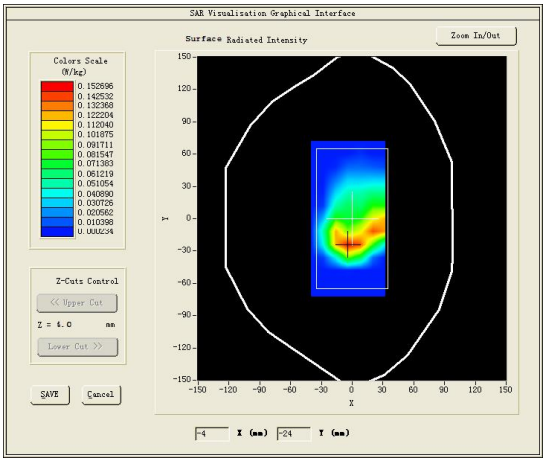	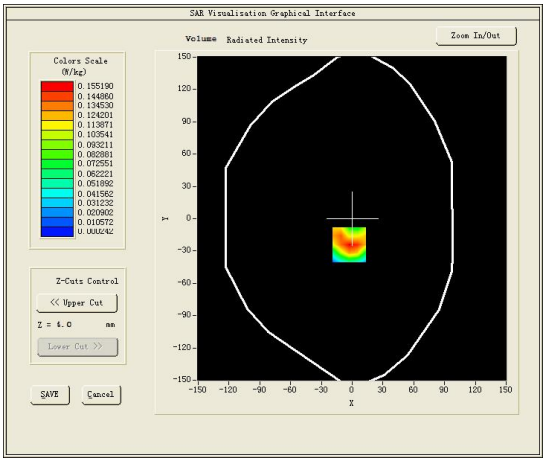

Maximum location: X=-3.00, Y=-24.00

SAR Peak: 0.26 W/kg

SAR 10g (W/Kg)	0.088522
SAR 1g (W/Kg)	0.115567

Z (mm)	0.00	4.00	9.00	14.00	19.00	24.00	29.00
SAR (W/Kg)	0.2685	0.1552	0.0745	0.0769	0.0334	0.0077	0.0008

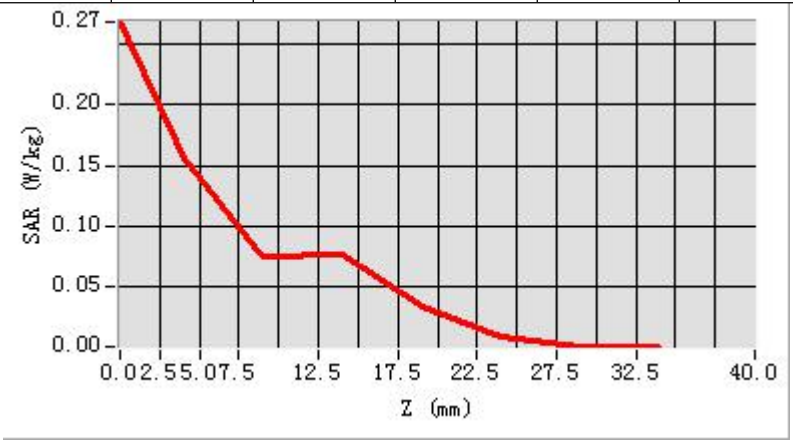

3D screen shot	Hot spot position
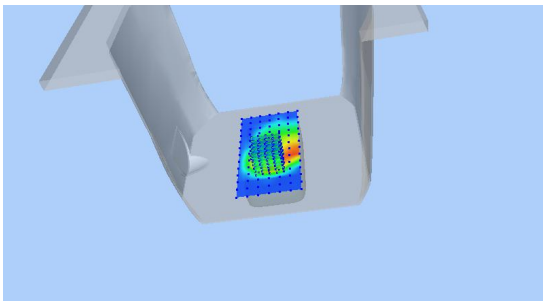	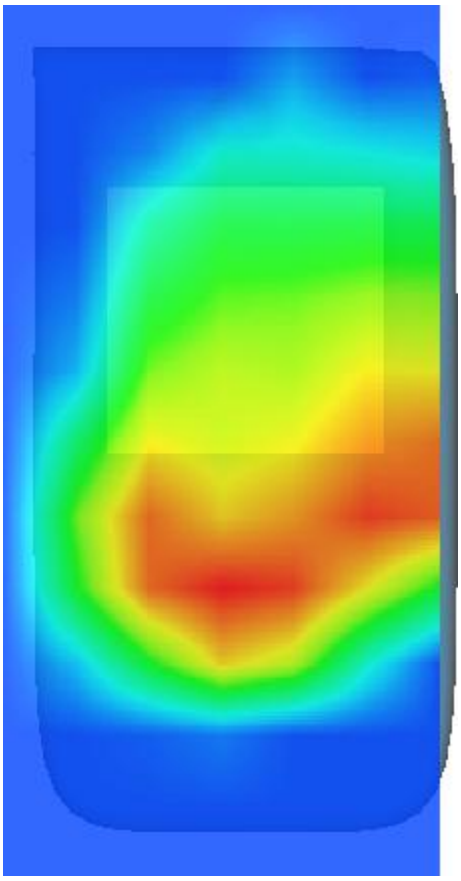

MEASUREMENT 24

Towards-ground-middle

Type: Phone measurement (Complete)

Date of measurement: 24/8/2016

Measurement duration: 10 minutes 20 seconds

A. Experimental conditions.

Area Scan	dx=15mm dy=15mm
ZoomScan	5x5x7,dx=8mm dy=8mm dz=5mm,Complete
Phantom	Validation plane
Device Position	Body
Band	CUSTOM (GPRS1900_4Tx)
Channels	Middle
Signal	Duty Cycle: 2.00 (Crest factor: 2.0)

B. SAR Measurement Results

Frequency (MHz)	1880.000000
Relative permittivity (real part)	52.254398
Relative permittivity (imaginary part)	14.597900
Conductivity (S/m)	1.524670
Variation (%)	2.380000

SURFACE SAR	VOLUME SAR
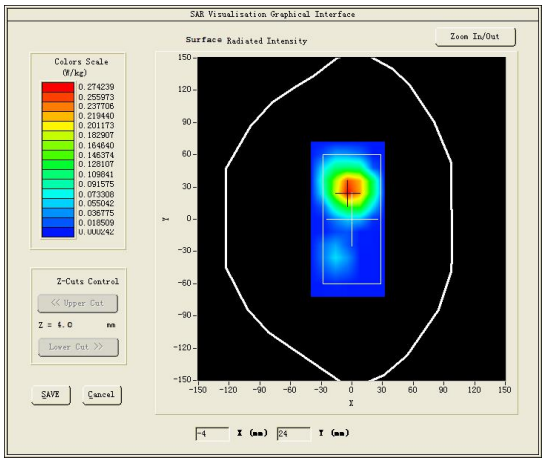	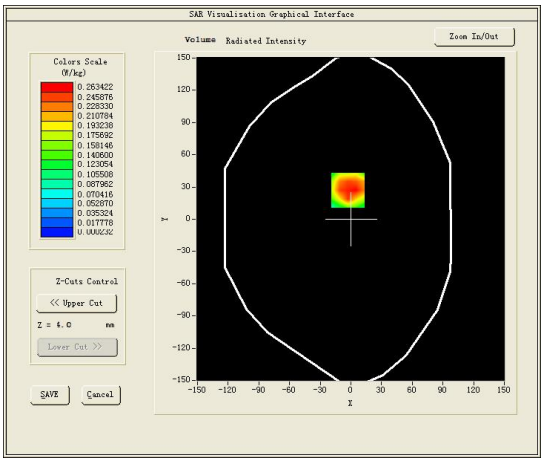

Maximum location: X=-3.00, Y=27.00

SAR Peak: 0.42 W/kg

SAR 10g (W/Kg)	0.081201
SAR 1g (W/Kg)	0.161286

Z (mm)	0.00	4.00	9.00	14.00	19.00	24.00	29.00
SAR (W/Kg)	0.3747	0.2551	0.1440	0.0796	0.0313	0.0038	0.0002

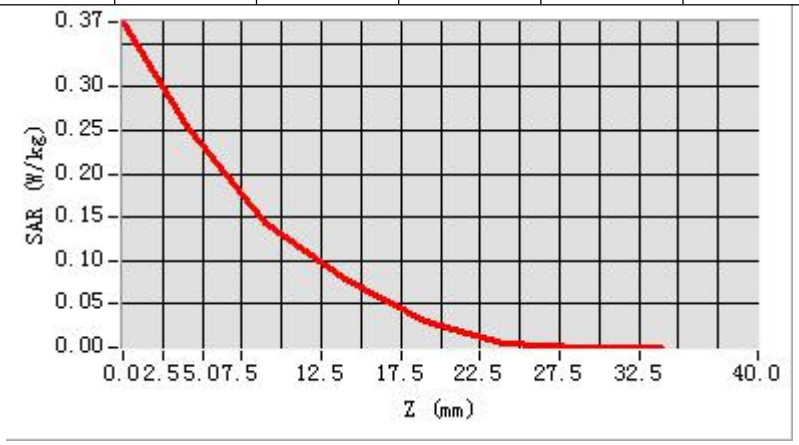
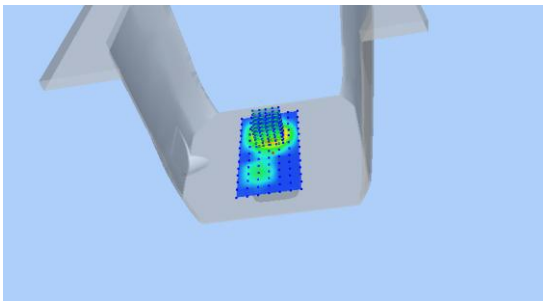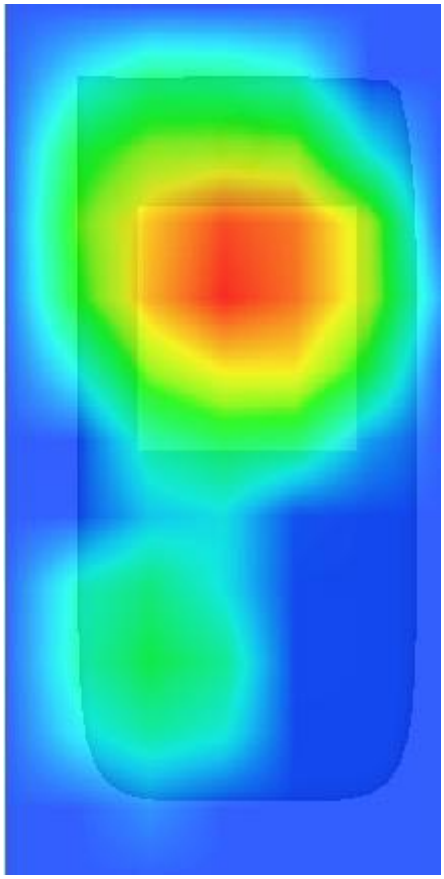
3D screen shot	Hot spot position