Appendix B: Plots of SAR Test Data

Test Laboratory: JYTSZ Date: 2025/6/22

DUT: Mobile Phone; Type: KM6; Serial: SZR142500125-2

Communication System: UID 0, GSM (0); Frequency: 836.6 MHz;Duty Cycle: 1:8.30042
Medium parameters used (interpolated): f = 836.6 MHz; σ = 0.885 S/m; ε_r = 42.786; ρ = 1000 kg/m^3
Phantom section: Right Section

DASY5 Configuration:

- Probe: EX3DV4 - SN7601; ConvF(10.25, 10.25, 10.25) @ 836.6 MHz; Calibrated: 2025/1/15
- Sensor-Surface: 1.4mm (Mechanical Surface Detection)
- Electronics: DAE4 Sn1373; Calibrated: 2024/12/31
- Phantom: SAM-Twin; Type: QD 000 P40 CD; Serial: 1885
- Measurement SW: DASY52, Version 52.10 (4); SEMCAD X Version 14.6.14 (7501)

GSM 850 Right Cheek/Middle Channel/Area Scan (51x51x1): Interpolated grid: dx=1.500 mm, dy=1.500 mm
Maximum value of SAR (interpolated) = 0.807 W/kg

GSM 850 Right Cheek/Middle Channel/Zoom Scan (5x5x7)/Cube 0:
Measurement grid: dx=8mm, dy=8mm, dz=5mm
Reference Value = 21.21 V/m; Power Drift = 0.15 dB
Peak SAR (extrapolated) = 0.858 W/kg
SAR(1 g) = 0.408 W/kg; SAR(10 g) = 0.249 W/kg
Smallest distance from peaks to all points 3 dB below = 11.3 mm
Ratio of SAR at M2 to SAR at M1 = 49.7%
Maximum value of SAR (measured) = 0.643 W/kg



0 dB = 0.643 W/kg = -1.92 dBW/kg

Test Laboratory: JYTSZ Date: 2025/6/23

DUT: Mobile Phone; Type: KM6; Serial: SZR142500125-2

Communication System: UID 0, GSM (0); Frequency: 1909.8 MHz;Duty Cycle: 1:8.30042
Medium parameters used: f = 1910 MHz; σ = 1.396 S/m; ε_r = 41.022; ρ = 1000 kg/m^3
Phantom section: Right Section

DASY5 Configuration:

- Probe: EX3DV4 - SN7601; ConvF(8.42, 8.42, 8.42) @ 1909.8 MHz; Calibrated: 2025/1/15
- Sensor-Surface: 1.4mm (Mechanical Surface Detection)
- Electronics: DAE4 Sn1373; Calibrated: 2024/12/31
- Phantom: SAM-Twin; Type: QD 000 P40 CD; Serial: 1885
- Measurement SW: DASY52, Version 52.10 (4); SEMCAD X Version 14.6.14 (7501)

GSM 1900 Right Tilted/High Channel/Area Scan (51x51x1): Interpolated grid: dx=1.500 mm, dy=1.500 mm
Maximum value of SAR (interpolated) = 0.294 W/kg

GSM 1900 Right Tilted/High Channel/Zoom Scan (5x5x7)/Cube 0: Measurement grid: dx=8mm, dy=8mm, dz=5mm
Reference Value = 12.23 V/m; Power Drift = 0.08 dB
Peak SAR (extrapolated) = 0.404 W/kg
SAR(1 g) = 0.197 W/kg; SAR(10 g) = 0.098 W/kg
Smallest distance from peaks to all points 3 dB below = 9.3 mm
Ratio of SAR at M2 to SAR at M1 = 49.3%
Maximum value of SAR (measured) = 0.332 W/kg



0 dB = 0.294 W/kg = -5.32 dBW/kg

Test Laboratory: JYTSZ Date: 2025/6/23

DUT: Mobile Phone; Type: KM6; Serial: SZR142500125-2

Communication System: UID 0, UMTS-FDD(WCDMA) (0); Frequency: 1907.6 MHz;Duty Cycle: 1:1
Medium parameters used (interpolated): f = 1907.6 MHz; σ = 1.394 S/m; ε_r = 41.026; ρ = 1000 kg/m^3
Phantom section: Right Section

DASY5 Configuration:

- Probe: EX3DV4 - SN7601; ConvF(8.42, 8.42, 8.42) @ 1907.6 MHz; Calibrated: 2025/1/15
- Sensor-Surface: 1.4mm (Mechanical Surface Detection)
- Electronics: DAE4 Sn1373; Calibrated: 2024/12/31
- Phantom: SAM-Twin; Type: QD 000 P40 CD; Serial: 1885
- Measurement SW: DASY52, Version 52.10 (4); SEMCAD X Version 14.6.14 (7501)

WCDMA 1900 Right Tilted/High Channel/Area Scan (51x51x1): Interpolated grid: dx=1.500 mm, dy=1.500 mm
Maximum value of SAR (interpolated) = 0.559 W/kg

WCDMA 1900 Right Tilted/High Channel/Zoom Scan (5x5x7)/Cube 0:
Measurement grid: dx=8mm, dy=8mm, dz=5mm
Reference Value = 15.44 V/m; Power Drift = 0.03 dB
Peak SAR (extrapolated) = 0.559 W/kg
SAR(1 g) = 0.272 W/kg; SAR(10 g) = 0.133 W/kg
Smallest distance from peaks to all points 3 dB below = 8 mm
Ratio of SAR at M2 to SAR at M1 = 49.7%
Maximum value of SAR (measured) = 0.467 W/kg

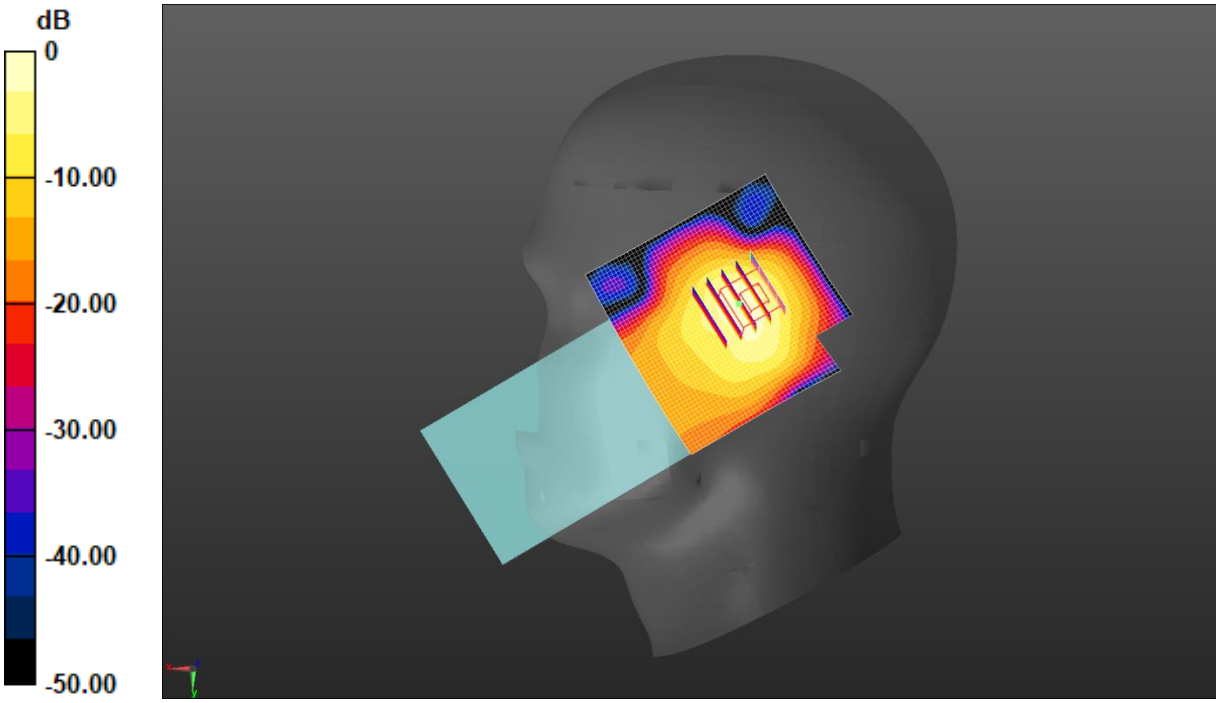

0 dB = 0.559 W/kg = -2.52 dBW/kg

Test Laboratory: JYTSZ Date: 2025/6/20

DUT: Mobile Phone; Type: KM6; Serial: SZR142500125-2

Communication System: UID 0, UMTS-FDD(WCDMA) (0); Frequency: 1712.4 MHz;Duty Cycle: 1:1
Medium parameters used (interpolated): f = 1712.4 MHz; σ = 1.342 S/m; ε_r = 41.316; ρ = 1000 kg/m^3
Phantom section: Right Section

DASY5 Configuration:

- Probe: EX3DV4 - SN7601; ConvF(8.77, 8.77, 8.77) @ 1712.4 MHz; Calibrated: 2025/1/15
- Sensor-Surface: 1.4mm (Mechanical Surface Detection)
- Electronics: DAE4 Sn1373; Calibrated: 2024/12/31
- Phantom: SAM-Twin; Type: QD 000 P40 CD; Serial: 1885
- Measurement SW: DASY52, Version 52.10 (4); SEMCAD X Version 14.6.14 (7501)

WCDMA 1700 Right Tilted/Low Channel/Area Scan (51x51x1): Interpolated grid: dx=1.500 mm, dy=1.500 mm
Maximum value of SAR (interpolated) = 0.684 W/kg

WCDMA 1700 Right Tilted/Low Channel/Zoom Scan (5x5x7)/Cube 0:
Measurement grid: dx=8mm, dy=8mm, dz=5mm
Reference Value = 18.84 V/m; Power Drift = 0.05 dB
Peak SAR (extrapolated) = 0.868 W/kg
SAR(1 g) = 0.427 W/kg; SAR(10 g) = 0.199 W/kg
Smallest distance from peaks to all points 3 dB below = 6.4 mm
Ratio of SAR at M2 to SAR at M1 = 49.7%
Maximum value of SAR (measured) = 0.734 W/kg



0 dB = 0.684 W/kg = -1.65 dBW/kg

Test Laboratory: JYTSZ Date: 2025/6/22

DUT: Mobile Phone; Type: KM6; Serial: SZR142500125-2

Communication System: UID 0, UMTS-FDD(WCDMA) (0); Frequency: 826.4 MHz;Duty Cycle: 1:1
Medium parameters used (interpolated): f = 826.4 MHz; σ = 0.881 S/m; ε_r = 42.808; ρ = 1000 kg/m^3
Phantom section: Right Section

DASY5 Configuration:

- Probe: EX3DV4 - SN7601; ConvF(10.25, 10.25, 10.25) @ 826.4 MHz; Calibrated: 2025/1/15
- Sensor-Surface: 1.4mm (Mechanical Surface Detection)
- Electronics: DAE4 Sn1373; Calibrated: 2024/12/31
- Phantom: SAM-Twin; Type: QD 000 P40 CD; Serial: 1885
- Measurement SW: DASY52, Version 52.10 (4); SEMCAD X Version 14.6.14 (7501)

WCDMA 850 Right Cheek/Low Channel/Area Scan (51x51x1): Interpolated grid: dx=1.500 mm, dy=1.500 mm
Maximum value of SAR (interpolated) = 0.675 W/kg

WCDMA 850 Right Cheek/Low Channel/Zoom Scan (5x5x7)/Cube 0:
Measurement grid: dx=8mm, dy=8mm, dz=5mm
Reference Value = 21.37 V/m; Power Drift = 0.16 dB
Peak SAR (extrapolated) = 0.967 W/kg
SAR(1 g) = 0.421 W/kg; SAR(10 g) = 0.256 W/kg
Smallest distance from peaks to all points 3 dB below = 19.4 mm
Ratio of SAR at M2 to SAR at M1 = 38.8%
Maximum value of SAR (measured) = 0.647 W/kg



0 dB = 0.647 W/kg = -1.89 dBW/kg

Test Laboratory: JYTSZ Date: 2025/6/23

DUT: Mobile Phone; Type: KM6; Serial: SZR142500125-2

Communication System: UID 0, LTE-FDD(USA) 1RB QPSK (0); Frequency: 1900 MHz;Duty Cycle: 1:1
Medium parameters used: f = 1900 MHz; σ = 1.389 S/m; ε_r = 41.036; ρ = 1000 kg/m^3
Phantom section: Right Section

DASY5 Configuration:

- Probe: EX3DV4 - SN7601; ConvF(8.42, 8.42, 8.42) @ 1900 MHz; Calibrated: 2025/1/15
- Sensor-Surface: 1.4mm (Mechanical Surface Detection)
- Electronics: DAE4 Sn1373; Calibrated: 2024/12/31
- Phantom: SAM-Twin; Type: QD 000 P40 CD; Serial: 1885
- Measurement SW: DASY52, Version 52.10 (4); SEMCAD X Version 14.6.14 (7501)

LTE Band 2 1RB(20MHz) Right Tilted/High Channel/Area Scan (51x51x1):

Interpolated grid: dx=1.500 mm, dy=1.500 mm
Maximum value of SAR (interpolated) = 0.429 W/kg

LTE Band 2 1RB(20MHz) Right Tilted/High Channel/Zoom Scan (5x5x7)/Cube 0: Measurement grid: dx=8mm, dy=8mm, dz=5mm

Reference Value = 15.72 V/m; Power Drift = 0.03 dB
Peak SAR (extrapolated) = 0.670 W/kg
SAR(1 g) = 0.330 W/kg; SAR(10 g) = 0.161 W/kg
Smallest distance from peaks to all points 3 dB below = 8 mm
Ratio of SAR at M2 to SAR at M1 = 52.1%
Maximum value of SAR (measured) = 0.548 W/kg



0 dB = 0.548 W/kg = -2.61 dBW/kg

Test Laboratory: JYTSZ Date: 2025/6/20

DUT: Mobile Phone; Type: KM6; Serial: SZR142500125-2

Communication System: UID 0, LTE-FDD(USA) 1RB QPSK (0); Frequency: 1720 MHz;Duty Cycle: 1:1
Medium parameters used: f = 1720 MHz; σ = 1.347 S/m; ε_r = 41.302; ρ = 1000 kg/m^3
Phantom section: Right Section

DASY5 Configuration:

- Probe: EX3DV4 - SN7601; ConvF(8.77, 8.77, 8.77) @ 1720 MHz; Calibrated: 2025/1/15
- Sensor-Surface: 1.4mm (Mechanical Surface Detection)
- Electronics: DAE4 Sn1373; Calibrated: 2024/12/31
- Phantom: SAM-Twin; Type: QD 000 P40 CD; Serial: 1885
- Measurement SW: DASY52, Version 52.10 (4); SEMCAD X Version 14.6.14 (7501)

LTE Band 4 1RB(20MHz) Right Tilted/Low Channel/Area Scan (51x51x1):

Interpolated grid: dx=1.500 mm, dy=1.500 mm
Maximum value of SAR (interpolated) = 0.549 W/kg

LTE Band 4 1RB(20MHz) Right Tilted/Low Channel/Zoom Scan (5x5x7)/Cube 0: Measurement grid: dx=8mm, dy=8mm, dz=5mm

Reference Value = 18.47 V/m; Power Drift = 0.06 dB
Peak SAR (extrapolated) = 0.960 W/kg
SAR(1 g) = 0.482 W/kg; SAR(10 g) = 0.232 W/kg
Smallest distance from peaks to all points 3 dB below = 7.2 mm
Ratio of SAR at M2 to SAR at M1 = 49.9%
Maximum value of SAR (measured) = 0.782 W/kg



0 dB = 0.782 W/kg = -1.07 dBW/kg

Test Laboratory: JYTSZ Date: 2025/6/22

DUT: Mobile Phone; Type: KM6; Serial: SZR142500125-2

Communication System: UID 0, LTE-FDD(USA) 1RB QPSK (0); Frequency: 836.5 MHz;Duty Cycle: 1:1
Medium parameters used (interpolated): f = 836.5 MHz; σ = 0.885 S/m; ε_r = 42.786; ρ = 1000 kg/m^3
Phantom section: Right Section

DASY5 Configuration:

- Probe: EX3DV4 - SN7601; ConvF(10.25, 10.25, 10.25) @ 836.5 MHz; Calibrated: 2025/1/15
- Sensor-Surface: 1.4mm (Mechanical Surface Detection)
- Electronics: DAE4 Sn1373; Calibrated: 2024/12/31
- Phantom: SAM-Twin; Type: QD 000 P40 CD; Serial: 1885
- Measurement SW: DASY52, Version 52.10 (4); SEMCAD X Version 14.6.14 (7501)

LTE Band 5 1RB(10MHz) Right Cheek/Middle Channel/Area Scan (51x51x1):

Interpolated grid: dx=1.500 mm, dy=1.500 mm
Maximum value of SAR (interpolated) = 1.01 W/kg

LTE Band 5 1RB(10MHz) Right Cheek/Middle Channel/Zoom Scan (5x5x7)/Cube 0:

Measurement grid: dx=8mm, dy=8mm, dz=5mm
Reference Value = 23.75 V/m; Power Drift = 0.12 dB
Peak SAR (extrapolated) = 1.11 W/kg
SAR(1 g) = 0.509 W/kg; SAR(10 g) = 0.314 W/kg
Smallest distance from peaks to all points 3 dB below = 12.5 mm
Ratio of SAR at M2 to SAR at M1 = 46.6%
Maximum value of SAR (measured) = 0.829 W/kg

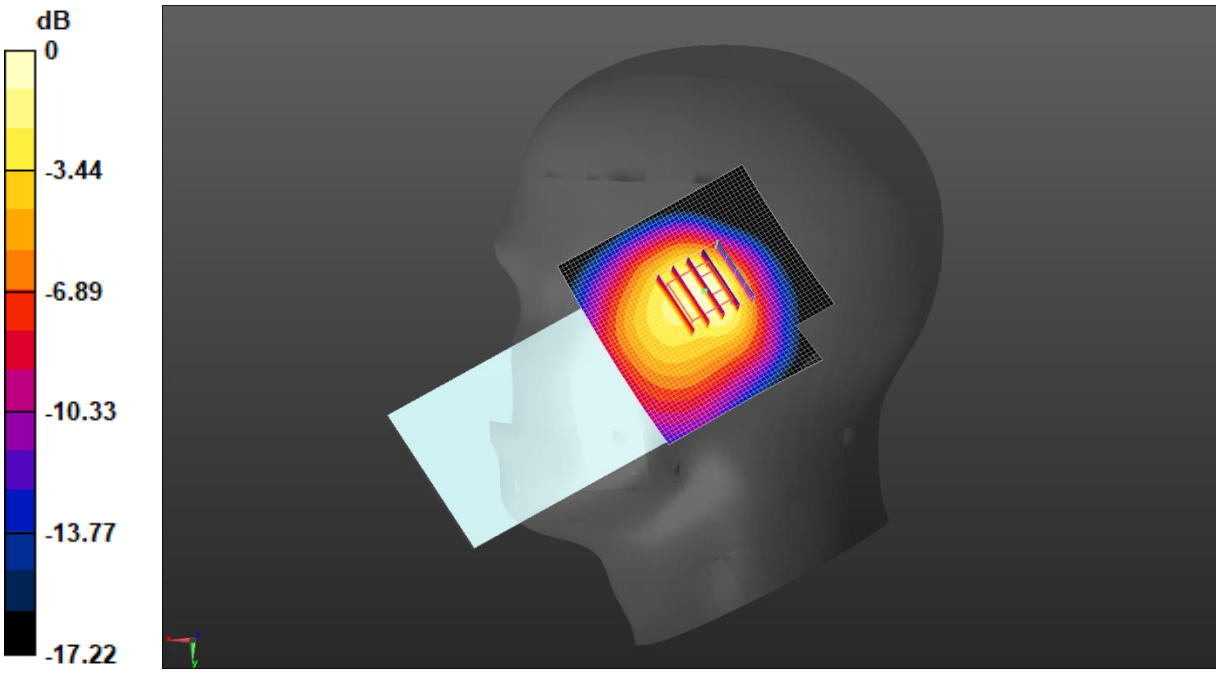

0 dB = 0.829 W/kg = -0.81 dBW/kg

Test Laboratory: JYTSZ Date: 2025/6/24

DUT: Mobile Phone; Type: KM6; Serial: SZR142500125-2

Communication System: UID 0, LTE-FDD(USA) 1RB QPSK (0); Frequency: 2510 MHz;Duty Cycle: 1:1
Medium parameters used: f = 2510 MHz; σ = 1.826 S/m; ε_r = 40.123; ρ = 1000 kg/m^3
Phantom section: Right Section

DASY5 Configuration:

- Probe: EX3DV4 - SN7601; ConvF(7.84, 7.84, 7.84) @ 2510 MHz; Calibrated: 2025/1/15
- Sensor-Surface: 1.4mm (Mechanical Surface Detection)
- Electronics: DAE4 Sn1373; Calibrated: 2024/12/31
- Phantom: SAM-Twin; Type: QD 000 P40 CD; Serial: 1885
- Measurement SW: DASY52, Version 52.10 (4); SEMCAD X Version 14.6.14 (7501)

LTE Band 7 1RB(20MHz) Right Tilted/Low Channel/Area Scan (51x51x1):

Interpolated grid: dx=1.200 mm, dy=1.200 mm
Maximum value of SAR (interpolated) = 0.389 W/kg

LTE Band 7 1RB(20MHz) Right Tilted/Low Channel/Zoom Scan (7x7x7)/Cube 0:

Measurement grid: dx=5mm, dy=5mm, dz=5mm
Reference Value = 10.78 V/m; Power Drift = -0.03 dB
Peak SAR (extrapolated) = 1.08 W/kg
SAR(1 g) = 0.429 W/kg; SAR(10 g) = 0.163 W/kg
Smallest distance from peaks to all points 3 dB below = 6 mm
Ratio of SAR at M2 to SAR at M1 = 40%
Maximum value of SAR (measured) = 0.803 W/kg



0 dB = 0.803 W/kg = −0.96 dBW/kg

Test Laboratory: JYTSZ Date: 2025/6/21

DUT: Mobile Phone; Type: KM6; Serial: SZR142500125-2

Communication System: UID 0, LTE-FDD(USA) 1RB QPSK (0); Frequency: 711 MHz;Duty Cycle: 1:1
Medium parameters used (interpolated): f = 711 MHz; σ = 0.863 S/m; ε_r = 42.841; ρ = 1000 kg/m^3
Phantom section: Right Section

DASY5 Configuration:

- Probe: EX3DV4 - SN7601; ConvF(10.65, 10.65, 10.65) @ 711 MHz; Calibrated: 2025/1/15
- Sensor-Surface: 1.4mm (Mechanical Surface Detection)
- Electronics: DAE4 Sn1373; Calibrated: 2024/12/31
- Phantom: SAM-Twin; Type: QD 000 P40 CD; Serial: 1885
- Measurement SW: DASY52, Version 52.10 (4); SEMCAD X Version 14.6.14 (7501)

LTE Band 12 1RB(10MHz) Right Cheek/High Channel/Area Scan (51x51x1):

Interpolated grid: dx=1.500 mm, dy=1.500 mm
Maximum value of SAR (interpolated) = 0.461 W/kg

LTE Band 12 1RB(10MHz) Right Cheek/High Channel/Zoom Scan (5x5x7)/Cube 0: Measurement grid: dx=8mm, dy=8mm, dz=5mm

Reference Value = 17.13 V/m; Power Drift = 0.06 dB
Peak SAR (extrapolated) = 0.555 W/kg
SAR(1 g) = 0.239 W/kg; SAR(10 g) = 0.144 W/kg
Smallest distance from peaks to all points 3 dB below = 12.5 mm
Ratio of SAR at M2 to SAR at M1 = 44.5%
Maximum value of SAR (measured) = 0.408 W/kg

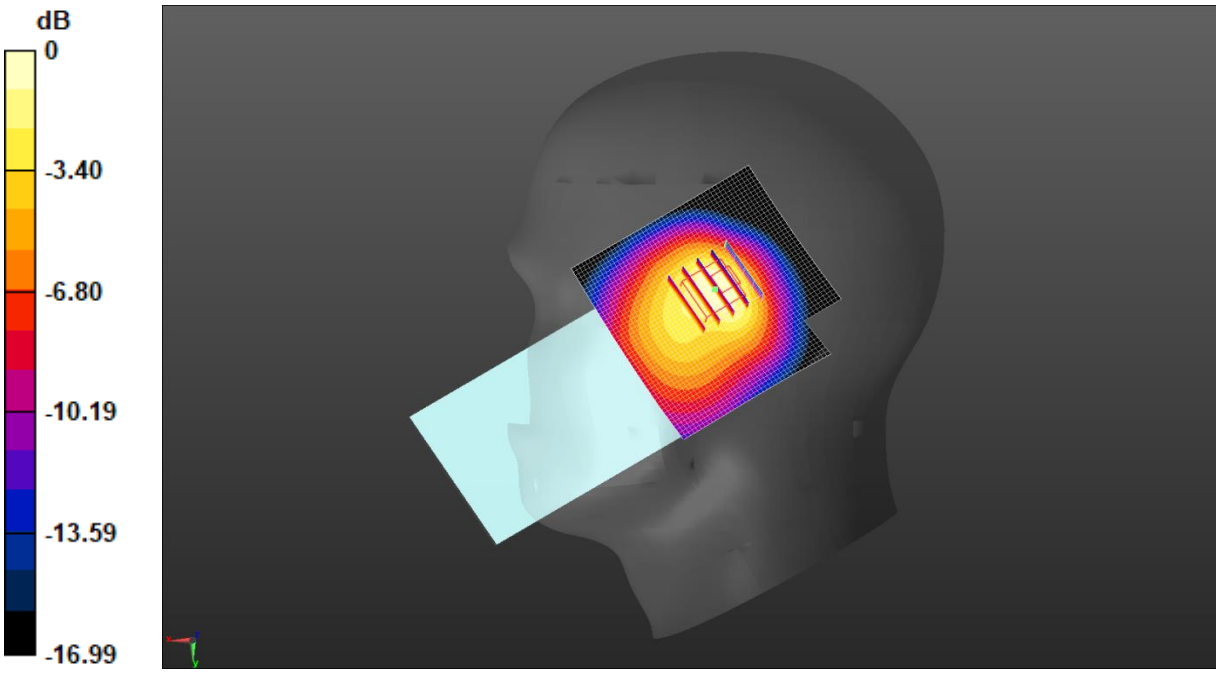

0 dB = 0.408 W/kg = -3.90 dBW/kg

Test Laboratory: JYTSZ Date: 2025/6/21

DUT: Mobile Phone; Type: KM6; Serial: SZR142500125-2

Communication System: UID 0, LTE-FDD(USA) 1RB QPSK (0); Frequency: 782 MHz;Duty Cycle: 1:1
Medium parameters used (interpolated): f = 782 MHz; σ = 0.865 S/m; ε_r = 42.91; ρ = 1000 kg/m^3
Phantom section: Right Section

DASY5 Configuration:

- Probe: EX3DV4 - SN7601; ConvF(10.65, 10.65, 10.65) @ 782 MHz; Calibrated: 2025/1/15
- Sensor-Surface: 1.4mm (Mechanical Surface Detection)
- Electronics: DAE4 Sn1373; Calibrated: 2024/12/31
- Phantom: SAM-Twin; Type: QD 000 P40 CD; Serial: 1885
- Measurement SW: DASY52, Version 52.10 (4); SEMCAD X Version 14.6.14 (7501)

LTE Band 13 1RB(10MHz) Right Tilted/Middle Channel/Area Scan (51x51x1):

Interpolated grid: dx=1.500 mm, dy=1.500 mm
Maximum value of SAR (interpolated) = 0.480 W/kg

LTE Band 13 1RB(10MHz) Right Tilted/Middle Channel/Zoom Scan (5x5x7)/Cube 0:

Measurement grid: dx=8mm, dy=8mm, dz=5mm
Reference Value = 18.52 V/m; Power Drift = -0.19 dB
Peak SAR (extrapolated) = 0.674 W/kg
SAR(1 g) = 0.250 W/kg; SAR(10 g) = 0.133 W/kg
Smallest distance from peaks to all points 3 dB below = 8 mm
Ratio of SAR at M2 to SAR at M1 = 37.5%
Maximum value of SAR (measured) = 0.474 W/kg



0 dB = 0.474 W/kg = -3.24 dBW/kg

Test Laboratory: JYTSZ Date: 2025/6/21

DUT: Mobile Phone; Type: KM6; Serial: SZR142500125-2

Communication System: UID 0, LTE-FDD(USA) 1RB QPSK (0); Frequency: 710 MHz;Duty Cycle: 1:1
Medium parameters used: f = 710 MHz; σ = 0.863 S/m; ε_r = 42.844; ρ = 1000 kg/m^3
Phantom section: Right Section

DASY5 Configuration:

- Probe: EX3DV4 - SN7601; ConvF(10.65, 10.65, 10.65) @ 710 MHz; Calibrated: 2025/1/15
- Sensor-Surface: 1.4mm (Mechanical Surface Detection)
- Electronics: DAE4 Sn1373; Calibrated: 2024/12/31
- Phantom: SAM-Twin; Type: QD 000 P40 CD; Serial: 1885
- Measurement SW: DASY52, Version 52.10 (4); SEMCAD X Version 14.6.14 (7501)

LTE Band 17 1RB(10MHz) Right Cheek/Middle Channel/Area Scan (51x51x1): Interpolated grid: dx=1.500 mm, dy=1.500 mm
Maximum value of SAR (interpolated) = 0.339 W/kg

LTE Band 17 1RB(10MHz) Right Cheek/Middle Channel/Zoom Scan (5x5x7)/Cube 0: Measurement grid: dx=8mm, dy=8mm, dz=5mm
Reference Value = 17.66 V/m; Power Drift = 0.01 dB
Peak SAR (extrapolated) = 0.642 W/kg
SAR(1 g) = 0.237 W/kg; SAR(10 g) = 0.149 W/kg
Smallest distance from peaks to all points 3 dB below = 18.4 mm
Ratio of SAR at M2 to SAR at M1 = 38.9%
Maximum value of SAR (measured) = 0.441 W/kg



0 dB = 0.441 W/kg = -3.56 dBW/kg

Test Laboratory: JYTSZ Date: 2025/6/22

DUT: Mobile Phone; Type: KM6; Serial: SZR142500125-2

Communication System: UID 0, LTE-FDD(USA) 1RB QPSK (0); Frequency: 831.5 MHz;Duty Cycle: 1:1
Medium parameters used (interpolated): f = 831.5 MHz; σ = 0.883 S/m; ε_r = 42.797; ρ = 1000 kg/m^3
Phantom section: Right Section

DASY5 Configuration:

- Probe: EX3DV4 - SN7601; ConvF(10.25, 10.25, 10.25) @ 831.5 MHz; Calibrated: 2025/1/15
- Sensor-Surface: 1.4mm (Mechanical Surface Detection)
- Electronics: DAE4 Sn1373; Calibrated: 2024/12/31
- Phantom: SAM-Twin; Type: QD 000 P40 CD; Serial: 1885
- Measurement SW: DASY52, Version 52.10 (4); SEMCAD X Version 14.6.14 (7501)

LTE Band 26 1RB(15MHz) Right Cheek/Middle Channel/Area Scan (51x51x1): Interpolated grid: dx=1.500 mm, dy=1.500 mm

Maximum value of SAR (interpolated) = 0.674 W/kg

LTE Band 26 1RB(15MHz) Right Cheek/Middle Channel/Zoom Scan (5x5x7)/Cube 0: Measurement grid: dx=8mm, dy=8mm, dz=5mm

Reference Value = 22.76 V/m; Power Drift = 0.04 dB
Peak SAR (extrapolated) = 1.09 W/kg
SAR(1 g) = 0.441 W/kg; SAR(10 g) = 0.281 W/kg
Smallest distance from peaks to all points 3 dB below = 21 mm
Ratio of SAR at M2 to SAR at M1 = 41.4%
Maximum value of SAR (measured) = 0.745 W/kg



0 dB = 0.745 W/kg = -1.28 dBW/kg

Test Laboratory: JYTSZ Date: 2025/6/24

DUT: Mobile Phone; Type: KM6; Serial: SZR142500125-2

Communication System: UID 0, LTE-TDD(USA) 20MHz 1RB QPSK (0); Frequency: 2610 MHz;Duty Cycle: 1:1.59956
Medium parameters used: f = 2610 MHz; σ = 1.908 S/m; ε_r = 39.956; ρ = 1000 kg/m^3
Phantom section: Right Section

DASY5 Configuration:

- Probe: EX3DV4 - SN7601; ConvF(7.66, 7.66, 7.66) @ 2610 MHz; Calibrated: 2025/1/15
- Sensor-Surface: 1.4mm (Mechanical Surface Detection)
- Electronics: DAE4 Sn1373; Calibrated: 2024/12/31
- Phantom: SAM-Twin; Type: QD 000 P40 CD; Serial: 1885
- Measurement SW: DASY52, Version 52.10 (4); SEMCAD X Version 14.6.14 (7501)

LTE Band 38 1RB(20MHz) Right Tilted/High Channel/Area Scan (51x51x1):

Interpolated grid: dx=1.200 mm, dy=1.200 mm
Maximum value of SAR (interpolated) = 0.346 W/kg

LTE Band 38 1RB(20MHz) Right Tilted/High Channel/Zoom Scan (7x7x7)/Cube 0:

Measurement grid: dx=5mm, dy=5mm, dz=5mm
Reference Value = 8.856 V/m; Power Drift = 0.13 dB
Peak SAR (extrapolated) = 0.965 W/kg
SAR(1 g) = 0.382 W/kg; SAR(10 g) = 0.144 W/kg
Smallest distance from peaks to all points 3 dB below = 6 mm
Ratio of SAR at M2 to SAR at M1 = 41.3%
Maximum value of SAR (measured) = 0.724 W/kg



0 dB = 0.724 W/kg = -1.40 dBW/kg

Test Laboratory: JYTSZ Date: 2025/6/24

DUT: Mobile Phone; Type: KM6; Serial: SZR142500125-2

Communication System: UID 0, LTE-TDD(USA) 20MHz 1RB QPSK (0); Frequency: 2645 MHz;Duty Cycle: 1:1.59956
Medium parameters used (interpolated): f = 2645 MHz; σ = 1.934 S/m; ε_r = 39.899; ρ = 1000 kg/m^3
Phantom section: Right Section

DASY5 Configuration:

- Probe: EX3DV4 - SN7601; ConvF(7.66, 7.66, 7.66) @ 2645 MHz; Calibrated: 2025/1/15
- Sensor-Surface: 1.4mm (Mechanical Surface Detection)
- Electronics: DAE4 Sn1373; Calibrated: 2024/12/31
- Phantom: SAM-Twin; Type: QD 000 P40 CD; Serial: 1885
- Measurement SW: DASY52, Version 52.10 (4); SEMCAD X Version 14.6.14 (7501)

LTE Band 41 1RB(20MHz) Right Tilted/High Channel/Area Scan (51x51x1):

Interpolated grid: dx=1.200 mm, dy=1.200 mm
Maximum value of SAR (interpolated) = 0.402 W/kg

LTE Band 41 1RB(20MHz) Right Tilted/High Channel/Zoom Scan (7x7x7)/Cube 0:

Measurement grid: dx=5mm, dy=5mm, dz=5mm
Reference Value = 8.889 V/m; Power Drift = 0.20 dB
Peak SAR (extrapolated) = 0.992 W/kg
SAR(1 g) = 0.393 W/kg; SAR(10 g) = 0.149 W/kg
Smallest distance from peaks to all points 3 dB below = 6 mm
Ratio of SAR at M2 to SAR at M1 = 40.4%
Maximum value of SAR (measured) = 0.760 W/kg

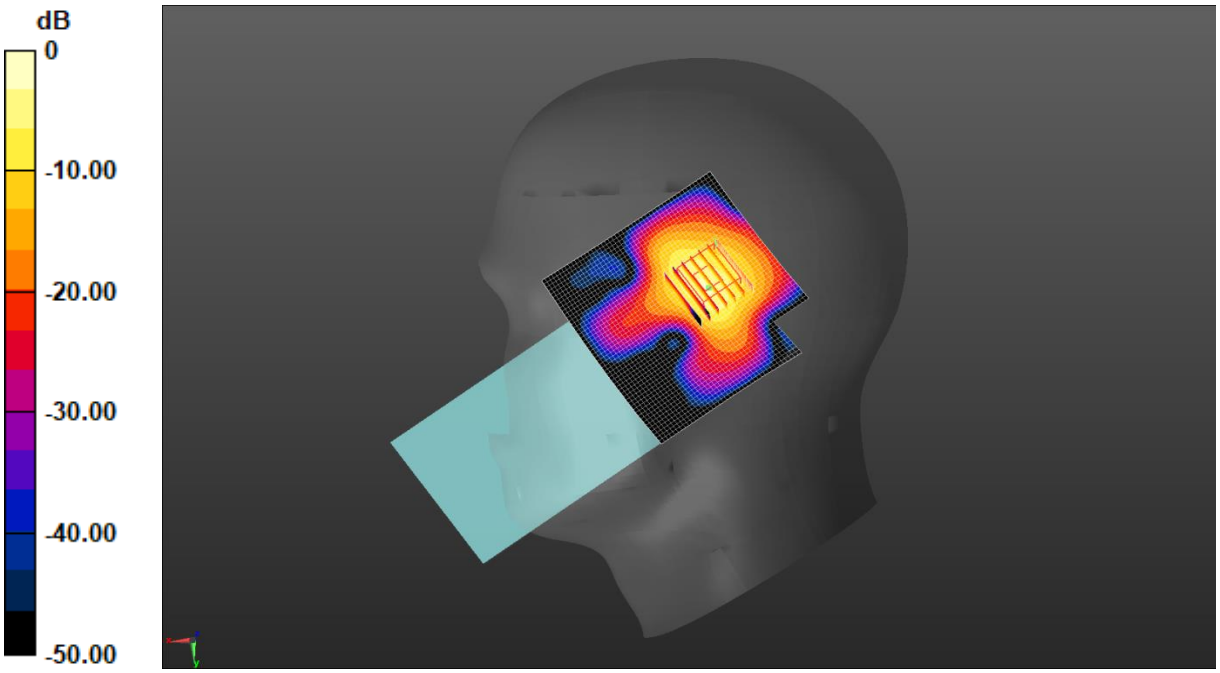

0 dB = 0.760 W/kg = -1.19 dBW/kg

Test Laboratory: JYTSZ Date: 2025/6/20

DUT: Mobile Phone; Type: KM6; Serial: SZR142500125-2

Communication System: UID 0, LTE-FDD(USA) 1RB QPSK (0); Frequency: 1720 MHz;Duty Cycle: 1:1
Medium parameters used: f = 1720 MHz; σ = 1.347 S/m; ε_r = 41.302; ρ = 1000 kg/m^3
Phantom section: Right Section

DASY5 Configuration:

- Probe: EX3DV4 - SN7601; ConvF(8.77, 8.77, 8.77) @ 1720 MHz; Calibrated: 2025/1/15
- Sensor-Surface: 1.4mm (Mechanical Surface Detection)
- Electronics: DAE4 Sn1373; Calibrated: 2024/12/31
- Phantom: SAM-Twin; Type: QD 000 P40 CD; Serial: 1885
- Measurement SW: DASY52, Version 52.10 (4); SEMCAD X Version 14.6.14 (7501)

LTE Band 66 1RB(20MHz) Right Tilted/Low Channel/Area Scan (51x51x1):

Interpolated grid: dx=1.500 mm, dy=1.500 mm
Maximum value of SAR (interpolated) = 0.839 W/kg

LTE Band 66 1RB(20MHz) Right Tilted/Low Channel/Zoom Scan (5x5x7)/Cube 0: Measurement grid: dx=8mm, dy=8mm, dz=5mm

Reference Value = 21.30 V/m; Power Drift = -0.06 dB
Peak SAR (extrapolated) = 0.950 W/kg
SAR(1 g) = 0.474 W/kg; SAR(10 g) = 0.225 W/kg
Smallest distance from peaks to all points 3 dB below = 6.4 mm
Ratio of SAR at M2 to SAR at M1 = 50.9%
Maximum value of SAR (measured) = 0.805 W/kg



0 dB = 0.805 W/kg = -0.94 dBW/kg

Test Laboratory: JYTSZ Date: 2025/6/25

DUT: Mobile Phone; Type: KM6; Serial: SZR142500125-2

Communication System: UID 0, IEEE 802.11b WiFi 2.4 GHz (DSSS, 1 Mbps) (0);
Frequency: 2437 MHz;Duty Cycle: 1:1
Medium parameters used (interpolated): f = 2437 MHz; σ = 1.766 S/m; ε_r = 40.261; ρ = 1000 kg/m^3
Phantom section: Left Section

DASY5 Configuration:

- Probe: EX3DV4 - SN7601; ConvF(7.84, 7.84, 7.84) @ 2437 MHz; Calibrated: 2025/1/15
- Sensor-Surface: 1.4mm (Mechanical Surface Detection)
- Electronics: DAE4 Sn1373; Calibrated: 2024/12/31
- Phantom: SAM-Twin; Type: QD 000 P40 CD; Serial: 1885
- Measurement SW: DASY52, Version 52.10 (4); SEMCAD X Version 14.6.14 (7501)

2.4G WiFi Left Cheek/Middle Channel/Area Scan (51x51x1): Interpolated grid: dx=1.200 mm, dy=1.200 mm
Maximum value of SAR (interpolated) = 0.384 W/kg

2.4G WiFi Left Cheek/Middle Channel/Zoom Scan (7x7x7)/Cube 0:
Measurement grid: dx=5mm, dy=5mm, dz=5mm
Reference Value = 3.203 V/m; Power Drift = 0.01 dB
Peak SAR (extrapolated) = 0.779 W/kg
SAR(1 g) = 0.306 W/kg; SAR(10 g) = 0.130 W/kg
Smallest distance from peaks to all points 3 dB below = 6.4 mm
Ratio of SAR at M2 to SAR at M1 = 39.6%
Maximum value of SAR (measured) = 0.589 W/kg



0 dB = 0.589 W/kg = -2.30 dBW/kg

Test Laboratory: JYTSZ Date: 2025/6/29

DUT: Mobile Phone; Type: KM6; Serial: SZR142500125-2

Communication System: UID 0, IEEE 802.11a WiFi 5GHz (0); Frequency: 5240 MHz;Duty Cycle: 1:1
Medium parameters used: f = 5240 MHz; σ = 4.599 S/m; ε_r = 36.459; ρ = 1000 kg/m^3
Phantom section: Left Section

DASY5 Configuration:

- Probe: EX3DV4 - SN7601; ConvF(5.52, 5.52, 5.52) @ 5240 MHz; Calibrated: 2025/1/15
- Sensor-Surface: 1.4mm (Mechanical Surface Detection)
- Electronics: DAE4 Sn1373; Calibrated: 2024/12/31
- Phantom: SAM-Twin; Type: QD 000 P40 CD; Serial: 1885
- Measurement SW: DASY52, Version 52.10 (4); SEMCAD X Version 14.6.14 (7501)

5.2G WiFi Left Tilted/High Channel/Area Scan (51x51x1): Interpolated grid: dx=1.000 mm, dy=1.000 mm
Maximum value of SAR (interpolated) = 0.573 W/kg

5.2G WiFi Left Tilted/High Channel/Zoom Scan (7x7x7)/Cube 0: Measurement grid: dx=4mm, dy=4mm, dz=2mm
Reference Value = 8.181 V/m; Power Drift = 0.00 dB
Peak SAR (extrapolated) = 1.43 W/kg
SAR(1 g) = 0.333 W/kg; SAR(10 g) = 0.099 W/kg
Smallest distance from peaks to all points 3 dB below = 6.4 mm
Ratio of SAR at M2 to SAR at M1 = 47.3%
Maximum value of SAR (measured) = 0.864 W/kg



0 dB = 0.864 W/kg = -0.64 dBW/kg

Test Laboratory: JYTSZ Date: 2025/6/29

DUT: Mobile Phone; Type: KM6; Serial: SZR142500125-2

Communication System: UID 0, IEEE 802.11a WiFi 5GHz (0); Frequency: 5320 MHz;Duty Cycle: 1:1
Medium parameters used: f = 5320 MHz; σ = 4.684 S/m; ε_r = 36.334; ρ = 1000 kg/m^3
Phantom section: Left Section

DASY5 Configuration:

- Probe: EX3DV4 - SN7601; ConvF(5.52, 5.52, 5.52) @ 5320 MHz; Calibrated: 2025/1/15
- Sensor-Surface: 1.4mm (Mechanical Surface Detection)
- Electronics: DAE4 Sn1373; Calibrated: 2024/12/31
- Phantom: SAM-Twin; Type: QD 000 P40 CD; Serial: 1885
- Measurement SW: DASY52, Version 52.10 (4); SEMCAD X Version 14.6.14 (7501)

5.3G WiFi Left Tilted/High Channel/Area Scan (51x51x1): Interpolated grid: dx=1.000 mm, dy=1.000 mm
Maximum value of SAR (interpolated) = 0.504 W/kg

5.3G WiFi Left Tilted/High Channel/Zoom Scan (7x7x7)/Cube 0: Measurement grid: dx=4mm, dy=4mm, dz=2mm
Reference Value = 8.204 V/m; Power Drift = 0.06 dB
Peak SAR (extrapolated) = 1.36 W/kg
SAR(1 g) = 0.321 W/kg; SAR(10 g) = 0.094 W/kg
Smallest distance from peaks to all points 3 dB below = 6.4 mm
Ratio of SAR at M2 to SAR at M1 = 46.8%
Maximum value of SAR (measured) = 0.858 W/kg

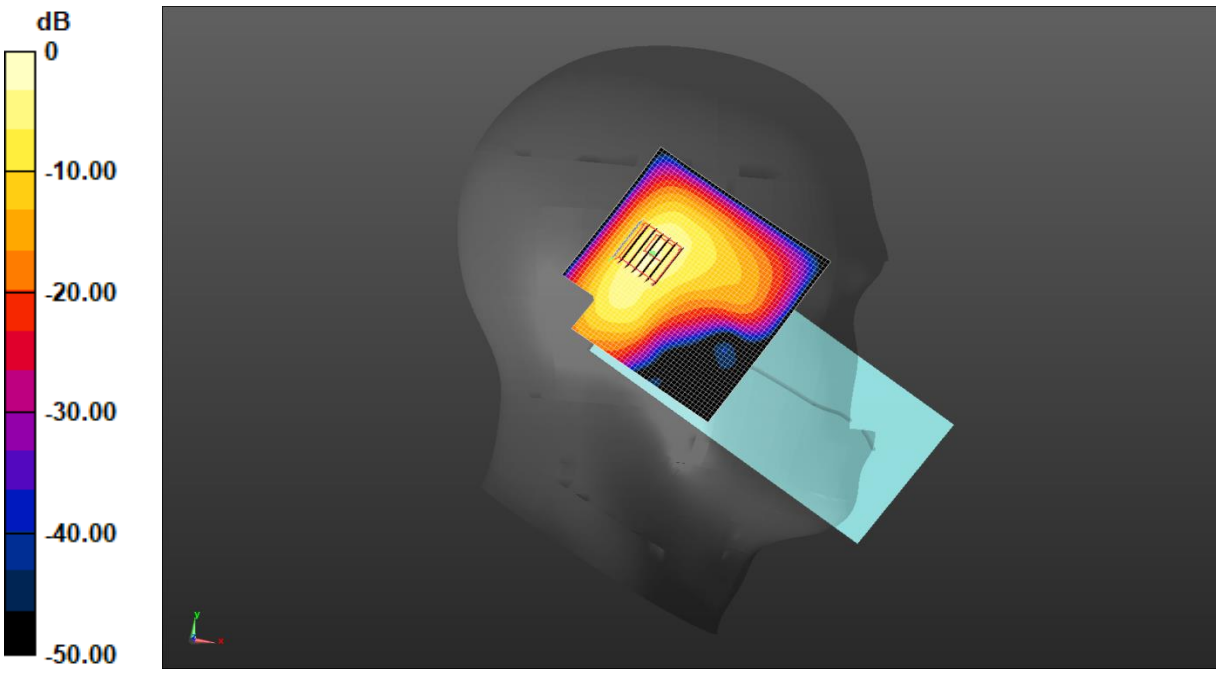

0 dB = 0.858 W/kg = -0.67 dBW/kg

Test Laboratory: JYTSZ Date: 2025/6/30

DUT: Mobile Phone; Type: KM6; Serial: SZR142500125-2

Communication System: UID 0, IEEE 802.11a WiFi 5GHz (0); Frequency: 5700 MHz;Duty Cycle: 1:1
Medium parameters used: f = 5700 MHz; σ = 5.094 S/m; ε_r = 35.933; ρ = 1000 kg/m^3
Phantom section: Left Section

DASY5 Configuration:

- Probe: EX3DV4 - SN7601; ConvF(4.95, 4.95, 4.95) @ 5700 MHz; Calibrated: 2025/1/15
- Sensor-Surface: 1.4mm (Mechanical Surface Detection)
- Electronics: DAE4 Sn1373; Calibrated: 2024/12/31
- Phantom: SAM-Twin; Type: QD 000 P40 CD; Serial: 1885
- Measurement SW: DASY52, Version 52.10 (4); SEMCAD X Version 14.6.14 (7501)

5.6G WiFi Left Tilted/High Channel/Area Scan (51x51x1): Interpolated grid: dx=1.000 mm, dy=1.000 mm
Maximum value of SAR (interpolated) = 0.581 W/kg

5.6G WiFi Left Tilted/High Channel/Zoom Scan (7x7x7)/Cube 0: Measurement grid: dx=4mm, dy=4mm, dz=2mm
Reference Value = 9.820 V/m; Power Drift = 0.17 dB
Peak SAR (extrapolated) = 1.53 W/kg
SAR(1 g) = 0.360 W/kg; SAR(10 g) = 0.104 W/kg
Smallest distance from peaks to all points 3 dB below = 6.4 mm
Ratio of SAR at M2 to SAR at M1 = 45.2%
Maximum value of SAR (measured) = 1.04 W/kg

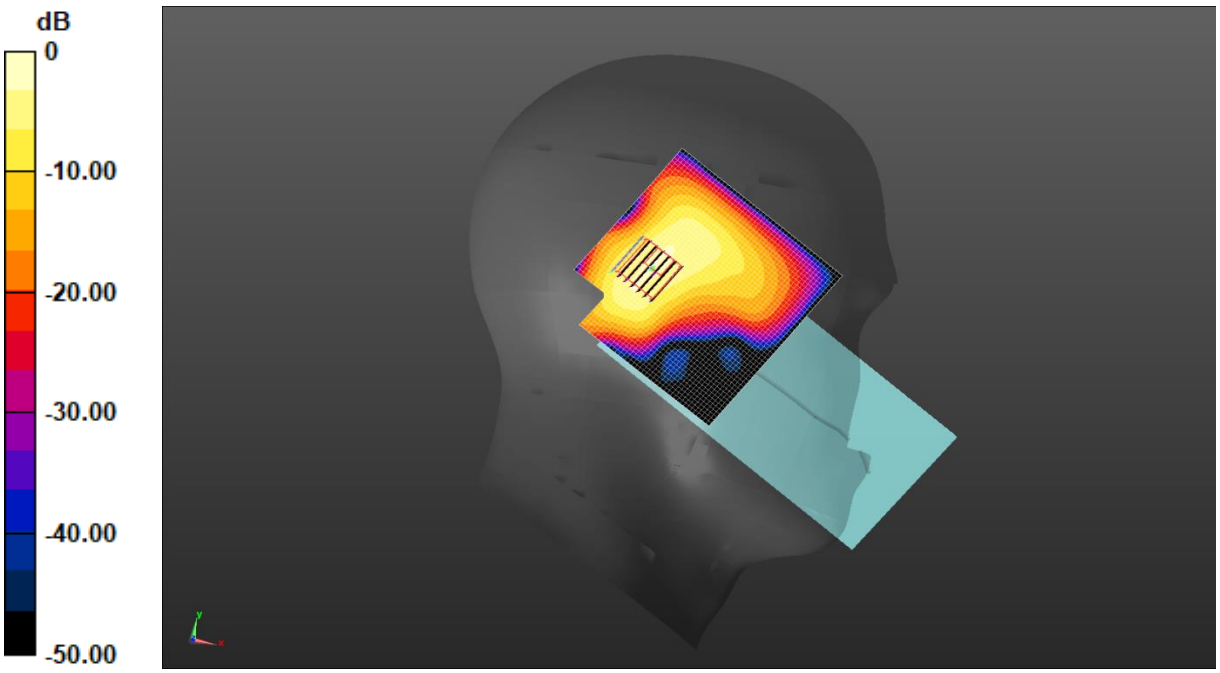

0 dB = 1.04 W/kg = 0.16 dBW/kg

Test Laboratory: JYTSZ Date: 2025/6/30

DUT: Mobile Phone; Type: KM6; Serial: SZR142500125-2

Communication System: UID 0, IEEE 802.11a WiFi 5GHz (0); Frequency: 5785 MHz;Duty Cycle: 1:1
Medium parameters used (interpolated): f = 5785 MHz; σ = 5.181 S/m; ε_r = 35.795; ρ = 1000 kg/m^3
Phantom section: Left Section

DASY5 Configuration:

- Probe: EX3DV4 - SN7601; ConvF(5.07, 5.07, 5.07) @ 5785 MHz; Calibrated: 2025/1/15
- Sensor-Surface: 1.4mm (Mechanical Surface Detection)
- Electronics: DAE4 Sn1373; Calibrated: 2024/12/31
- Phantom: SAM-Twin; Type: QD 000 P40 CD; Serial: 1885
- Measurement SW: DASY52, Version 52.10 (4); SEMCAD X Version 14.6.14 (7501)

5.8G WiFi Left Tilted/Middle Channel/Area Scan (51x51x1): Interpolated grid: dx=1.000 mm, dy=1.000 mm
Maximum value of SAR (interpolated) = 0.617 W/kg

5.8G WiFi Left Tilted/Middle Channel/Zoom Scan (7x7x7)/Cube 0:
Measurement grid: dx=4mm, dy=4mm, dz=2mm
Reference Value = 10.69 V/m; Power Drift = 0.20 dB
Peak SAR (extrapolated) = 1.51 W/kg
SAR(1 g) = 0.304 W/kg; SAR(10 g) = 0.090 W/kg
Smallest distance from peaks to all points 3 dB below = 6.8 mm
Ratio of SAR at M2 to SAR at M1 = 44.6%
Maximum value of SAR (measured) = 0.956 W/kg

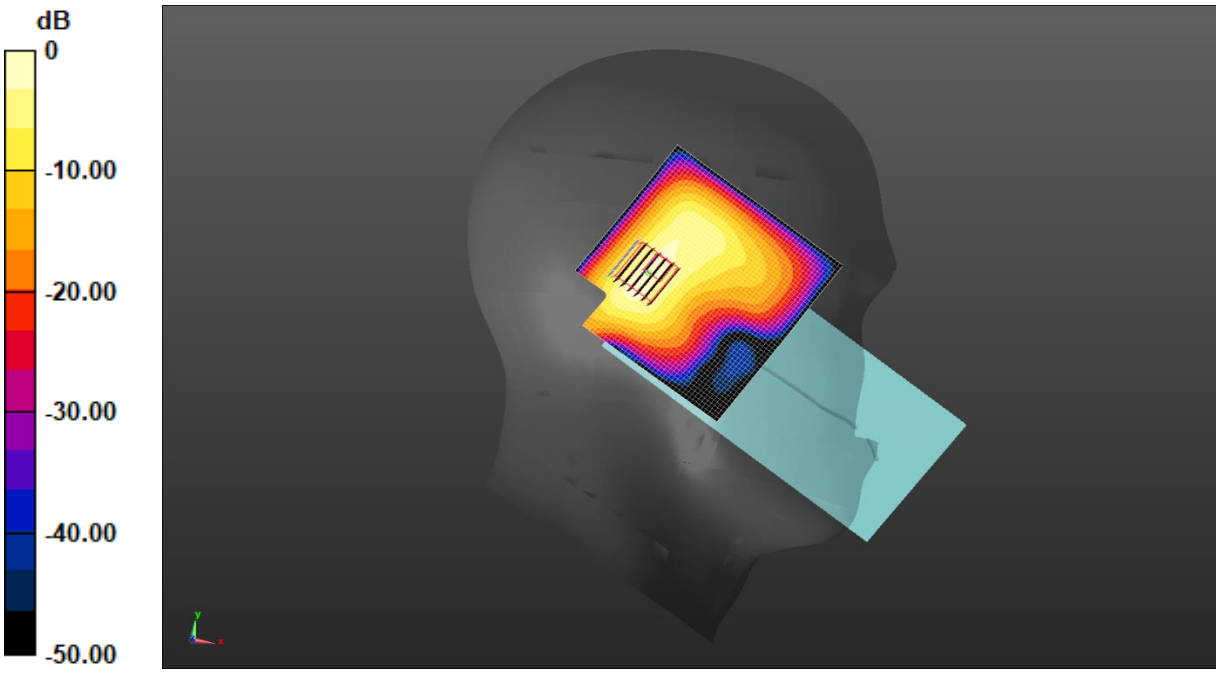

0 dB = 0.956 W/kg = −0.19 dBW/kg

Test Laboratory: JYTSZ Date: 2025/6/25

DUT: Mobile Phone; Type: KM6; Serial: SZR142500125-2

Communication System: UID 0, Bluetooth (0); Frequency: 2441 MHz;Duty Cycle: 1:1
Medium parameters used (interpolated): f = 2441 MHz; σ = 1.769 S/m; ε_r = 40.253; ρ = 1000 kg/m^3
Phantom section: Left Section

DASY5 Configuration:

- Probe: EX3DV4 - SN7601; ConvF(7.84, 7.84, 7.84) @ 2441 MHz; Calibrated: 2025/1/15
- Sensor-Surface: 1.4mm (Mechanical Surface Detection)
- Electronics: DAE4 Sn1373; Calibrated: 2024/12/31
- Phantom: SAM-Twin; Type: QD 000 P40 CD; Serial: 1885
- Measurement SW: DASY52, Version 52.10 (4); SEMCAD X Version 14.6.14 (7501)

Bluetooth Left Cheek/Middle Channel/Area Scan (51x51x1): Interpolated grid: dx=1.200 mm, dy=1.200 mm
Maximum value of SAR (interpolated) = 0.186 W/kg

Bluetooth Left Cheek/Middle Channel/Zoom Scan (7x7x7)/Cube 0: Measurement grid: dx=5mm, dy=5mm, dz=5mm
Reference Value = 1.962 V/m; Power Drift = 0.05 dB
Peak SAR (extrapolated) = 0.251 W/kg
SAR(1 g) = 0.097 W/kg; SAR(10 g) = 0.040 W/kg
Smallest distance from peaks to all points 3 dB below = 6.1 mm
Ratio of SAR at M2 to SAR at M1 = 39.2%
Maximum value of SAR (measured) = 0.191 W/kg



0 dB = 0.191 W/kg = -7.20 dBW/kg

Test Laboratory: JYTSZ Date: 2025/6/22

DUT: Mobile Phone; Type: KM6; Serial: SZR142500125-2

Communication System: UID 0, GPRS(4 Slots) (0); Frequency: 848.8 MHz;Duty Cycle: 1:1.99986
Medium parameters used (interpolated): f = 848.8 MHz; σ = 0.89 S/m; ε_r = 42.761; ρ = 1000 kg/m^3
Phantom section: Flat Section

DASY5 Configuration:

- Probe: EX3DV4 - SN7601; ConvF(10.25, 10.25, 10.25) @ 848.8 MHz; Calibrated: 2025/1/15
- Sensor-Surface: 1.4mm (Mechanical Surface Detection)
- Electronics: DAE4 Sn1373; Calibrated: 2024/12/31
- Phantom: SAM-Twin; Type: QD 000 P40 CD; Serial: 1885
- Measurement SW: DASY52, Version 52.10 (4); SEMCAD X Version 14.6.14 (7501)

GPRS 850 4Slots Body Front/High Channel/Area Scan (51x51x1): Interpolated grid: dx=1.500 mm, dy=1.500 mm
Maximum value of SAR (interpolated) = 0.827 W/kg

GPRS 850 4Slots Body Front/High Channel/Zoom Scan (5x5x7)/Cube 0:
Measurement grid: dx=8mm, dy=8mm, dz=5mm
Reference Value = 20.72 V/m; Power Drift = 0.00 dB
Peak SAR (extrapolated) = 1.18 W/kg
SAR(1 g) = 0.603 W/kg; SAR(10 g) = 0.343 W/kg
Smallest distance from peaks to all points 3 dB below = 11.3 mm
Ratio of SAR at M2 to SAR at M1 = 51.9%
Maximum value of SAR (measured) = 0.927 W/kg

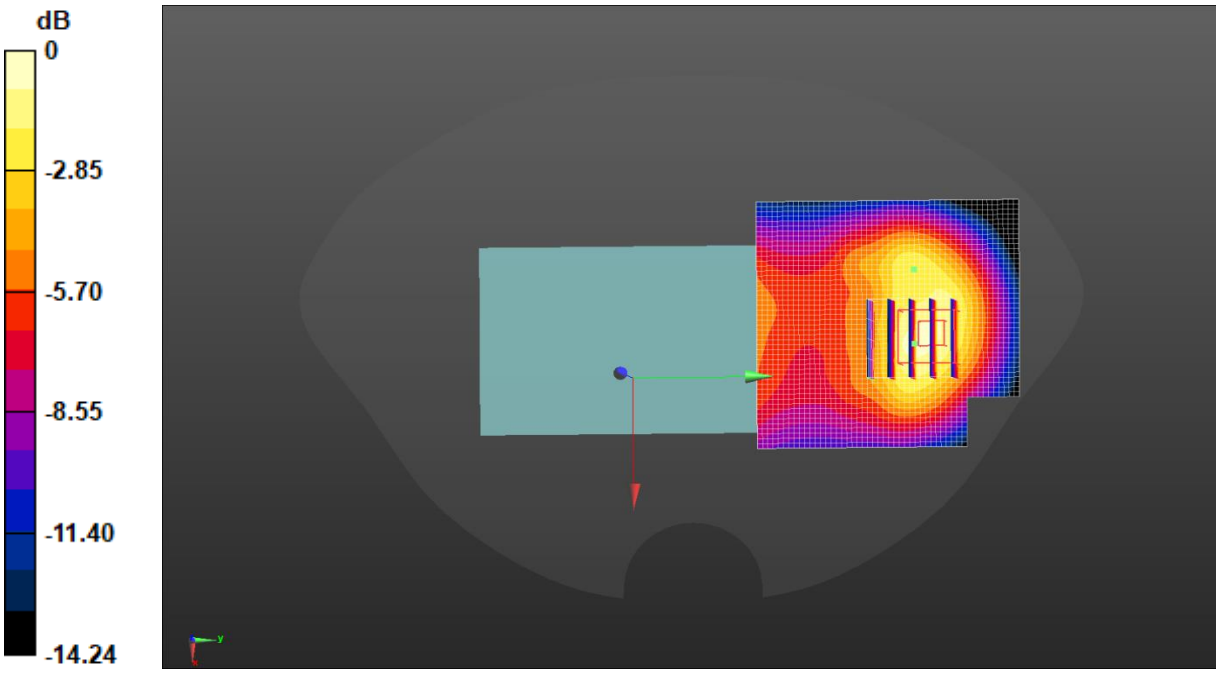

0 dB = 0.927 W/kg = −0.33 dBW/kg

Test Laboratory: JYTSZ Date: 2025/6/23

DUT: Mobile Phone; Type: KM6; Serial: SZR142500125-2

Communication System: UID 0, GPRS(4 Slots) (0); Frequency: 1880 MHz;Duty Cycle: 1:1.99986
Medium parameters used: f = 1880 MHz; σ = 1.376 S/m; ε_r = 41.065; ρ = 1000 kg/m^3
Phantom section: Flat Section

DASY5 Configuration:

- Probe: EX3DV4 - SN7601; ConvF(8.42, 8.42, 8.42) @ 1880 MHz; Calibrated: 2025/1/15
- Sensor-Surface: 1.4mm (Mechanical Surface Detection)
- Electronics: DAE4 Sn1373; Calibrated: 2024/12/31
- Phantom: SAM-Twin; Type: QD 000 P40 CD; Serial: 1885
- Measurement SW: DASY52, Version 52.10 (4); SEMCAD X Version 14.6.14 (7501)

GPRS 1900 4Slots Body Back/Middle Channel/Area Scan (51x51x1):

Interpolated grid: dx=1.500 mm, dy=1.500 mm
Maximum value of SAR (interpolated) = 0.708 W/kg

GPRS 1900 4Slots Body Back/Middle Channel/Zoom Scan (5x5x7)/Cube 0:

Measurement grid: dx=8mm, dy=8mm, dz=5mm
Reference Value = 6.474 V/m; Power Drift = -0.12 dB
Peak SAR (extrapolated) = 0.761 W/kg
SAR(1 g) = 0.399 W/kg; SAR(10 g) = 0.208 W/kg
Smallest distance from peaks to all points 3 dB below = 9.6 mm
Ratio of SAR at M2 to SAR at M1 = 52.1%
Maximum value of SAR (measured) = 0.579 W/kg

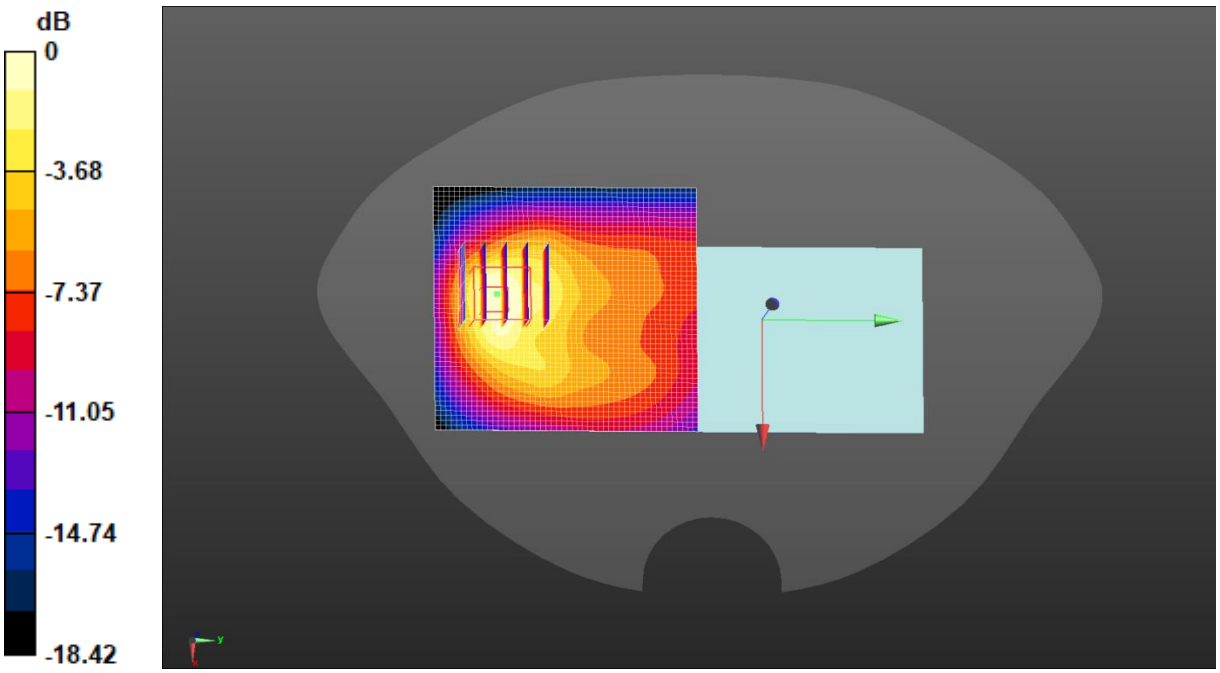

0 dB = 0.579 W/kg = -2.37 dBW/kg

Test Laboratory: JYTSZ Date: 2025/6/23

DUT: Mobile Phone; Type: KM6; Serial: SZR142500125-2

Communication System: UID 0, UMTS-FDD(WCDMA) (0); Frequency: 1907.6 MHz;Duty Cycle: 1:1
Medium parameters used (interpolated): f = 1907.6 MHz; σ = 1.394 S/m; ε_r = 41.026; ρ = 1000 kg/m^3
Phantom section: Flat Section

DASY5 Configuration:

- Probe: EX3DV4 - SN7601; ConvF(8.42, 8.42, 8.42) @ 1907.6 MHz; Calibrated: 2025/1/15
- Sensor-Surface: 1.4mm (Mechanical Surface Detection)
- Electronics: DAE4 Sn1373; Calibrated: 2024/12/31
- Phantom: SAM-Twin; Type: QD 000 P40 CD; Serial: 1885
- Measurement SW: DASY52, Version 52.10 (4); SEMCAD X Version 14.6.14 (7501)

WCDMA 1900 Body Back/High Channel/Area Scan (51x51x1): Interpolated grid: dx=1.500 mm, dy=1.500 mm
Maximum value of SAR (interpolated) = 0.195 W/kg

WCDMA 1900 Body Back/High Channel/Zoom Scan (5x5x7)/Cube 0:
Measurement grid: dx=8mm, dy=8mm, dz=5mm
Reference Value = 5.816 V/m; Power Drift = 0.05 dB
Peak SAR (extrapolated) = 0.320 W/kg
SAR(1 g) = 0.162 W/kg; SAR(10 g) = 0.081 W/kg
Smallest distance from peaks to all points 3 dB below = 14.4 mm
Ratio of SAR at M2 to SAR at M1 = 55.7%
Maximum value of SAR (measured) = 0.254 W/kg

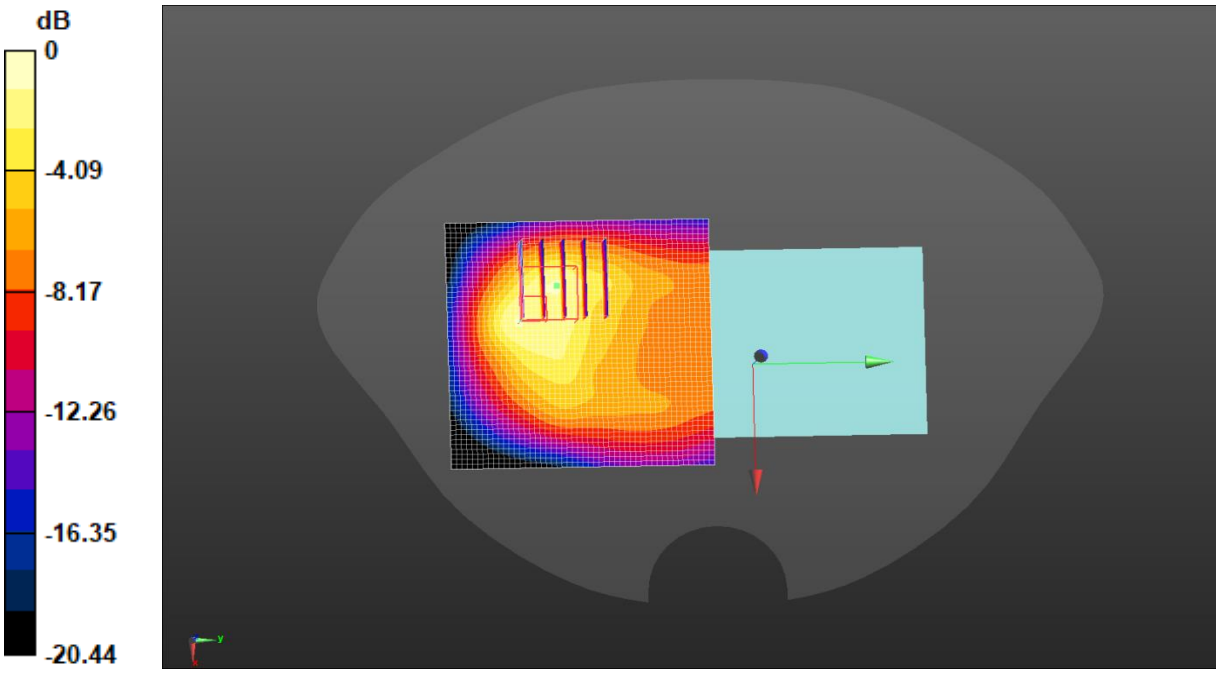

0 dB = 0.254 W/kg = -5.95 dBW/kg

Test Laboratory: JYTSZ Date: 2025/6/20

DUT: Mobile Phone; Type: KM6; Serial: SZR142500125-2

Communication System: UID 0, UMTS-FDD(WCDMA) (0); Frequency: 1712.4 MHz;Duty Cycle: 1:1
Medium parameters used (interpolated): f = 1712.4 MHz; σ = 1.342 S/m; ε_r = 41.316; ρ = 1000 kg/m^3
Phantom section: Flat Section

DASY5 Configuration:

- Probe: EX3DV4 - SN7601; ConvF(8.77, 8.77, 8.77) @ 1712.4 MHz; Calibrated: 2025/1/15
- Sensor-Surface: 1.4mm (Mechanical Surface Detection)
- Electronics: DAE4 Sn1373; Calibrated: 2024/12/31
- Phantom: SAM-Twin; Type: QD 000 P40 CD; Serial: 1885
- Measurement SW: DASY52, Version 52.10 (4); SEMCAD X Version 14.6.14 (7501)

WCDMA 1700 Body Back/Low Channel/Area Scan (51x51x1): Interpolated grid: dx=1.500 mm, dy=1.500 mm
Maximum value of SAR (interpolated) = 0.344 W/kg

WCDMA 1700 Body Back/Low Channel/Zoom Scan (5x5x7)/Cube 0:
Measurement grid: dx=8mm, dy=8mm, dz=5mm
Reference Value = 3.412 V/m; Power Drift = 0.08 dB
Peak SAR (extrapolated) = 0.566 W/kg
SAR(1 g) = 0.314 W/kg; SAR(10 g) = 0.171 W/kg
Smallest distance from peaks to all points 3 dB below = 9.6 mm
Ratio of SAR at M2 to SAR at M1 = 57%
Maximum value of SAR (measured) = 0.438 W/kg

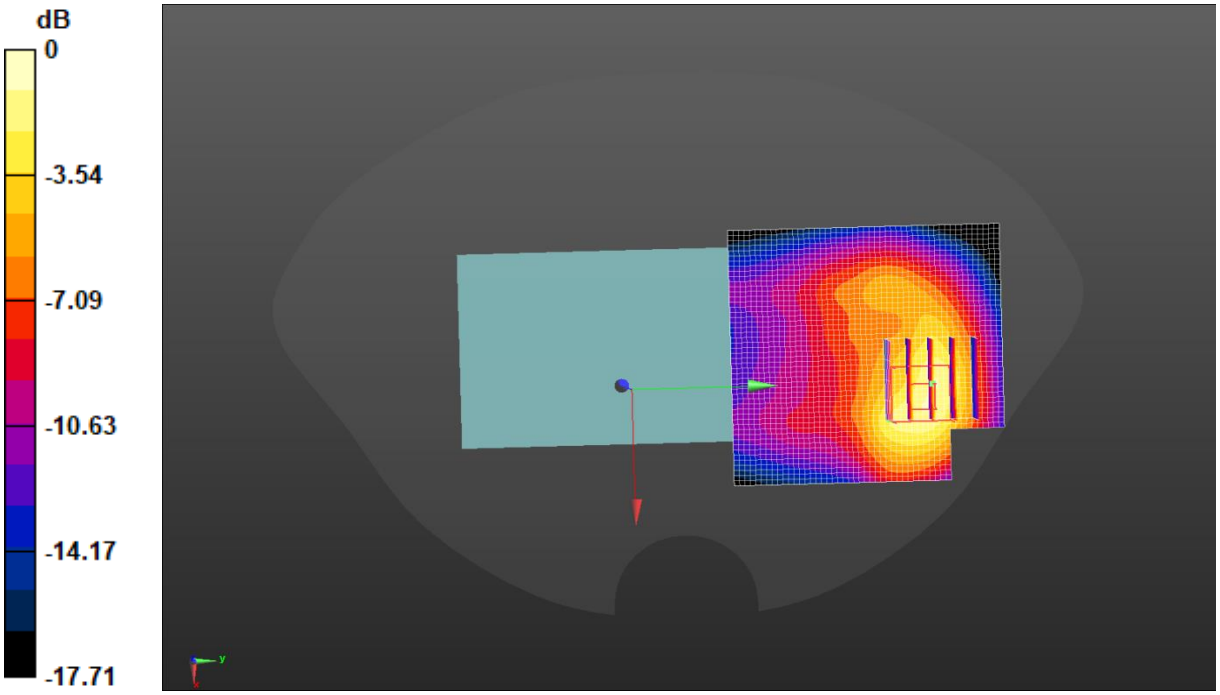

0 dB = 0.438 W/kg = -3.58 dBW/kg

Test Laboratory: JYTSZ Date: 2025/6/22

DUT: Mobile Phone; Type: KM6; Serial: SZR142500125-2

Communication System: UID 0, UMTS-FDD(WCDMA) (0); Frequency: 826.4 MHz;Duty Cycle: 1:1
Medium parameters used (interpolated): f = 826.4 MHz; σ = 0.881 S/m; ε_r = 42.808; ρ = 1000 kg/m^3
Phantom section: Flat Section

DASY5 Configuration:

- Probe: EX3DV4 - SN7601; ConvF(10.25, 10.25, 10.25) @ 826.4 MHz; Calibrated: 2025/1/15
- Sensor-Surface: 1.4mm (Mechanical Surface Detection)
- Electronics: DAE4 Sn1373; Calibrated: 2024/12/31
- Phantom: SAM-Twin; Type: QD 000 P40 CD; Serial: 1885
- Measurement SW: DASY52, Version 52.10 (4); SEMCAD X Version 14.6.14 (7501)

WCDMA 850 Body Back/Low Channel/Area Scan (51x51x1): Interpolated grid: dx=1.500 mm, dy=1.500 mm
Maximum value of SAR (interpolated) = 0.425 W/kg

WCDMA 850 Body Back/Low Channel/Zoom Scan (5x5x7)/Cube 0:
Measurement grid: dx=8mm, dy=8mm, dz=5mm
Reference Value = 14.99 V/m; Power Drift = -0.01 dB
Peak SAR (extrapolated) = 0.592 W/kg
SAR(1 g) = 0.305 W/kg; SAR(10 g) = 0.175 W/kg
Smallest distance from peaks to all points 3 dB below = 12.2 mm
Ratio of SAR at M2 to SAR at M1 = 51.2%
Maximum value of SAR (measured) = 0.469 W/kg

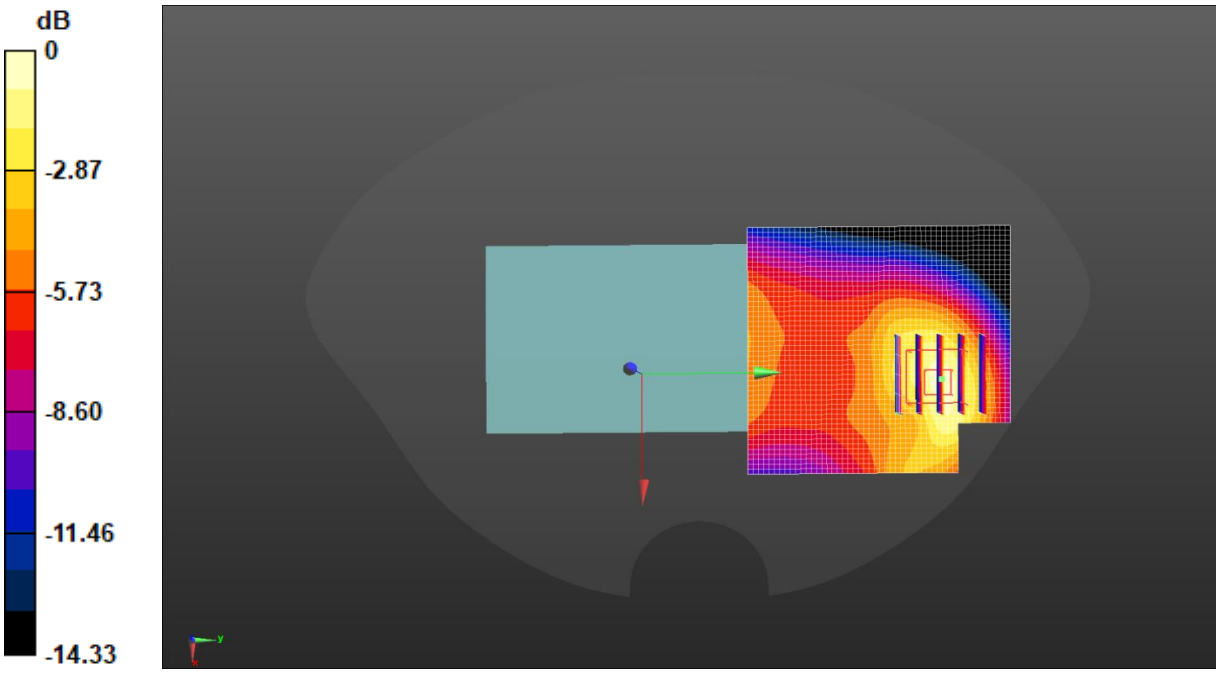

0 dB = 0.469 W/kg = -3.29 dBW/kg

Test Laboratory: JYTSZ Date: 2025/6/23

DUT: Mobile Phone; Type: KM6; Serial: SZR142500125-2

Communication System: UID 0, LTE-FDD(USA) 1RB QPSK (0); Frequency: 1900 MHz;Duty Cycle: 1:1
Medium parameters used: f = 1900 MHz; σ = 1.389 S/m; ε_r = 41.036; ρ = 1000 kg/m^3
Phantom section: Flat Section

DASY5 Configuration:

- Probe: EX3DV4 - SN7601; ConvF(8.42, 8.42, 8.42) @ 1900 MHz; Calibrated: 2025/1/15
- Sensor-Surface: 1.4mm (Mechanical Surface Detection)
- Electronics: DAE4 Sn1373; Calibrated: 2024/12/31
- Phantom: SAM-Twin; Type: QD 000 P40 CD; Serial: 1885
- Measurement SW: DASY52, Version 52.10 (4); SEMCAD X Version 14.6.14 (7501)

LTE Band 2 1RB(20MHz) Body Back/High Channel/Area Scan (51x51x1):

Interpolated grid: dx=1.500 mm, dy=1.500 mm
Maximum value of SAR (interpolated) = 0.235 W/kg

LTE Band 2 1RB(20MHz) Body Back/High Channel/Zoom Scan (5x5x7)/Cube 0:

Measurement grid: dx=8mm, dy=8mm, dz=5mm
Reference Value = 5.991 V/m; Power Drift = 0.05 dB
Peak SAR (extrapolated) = 0.321 W/kg
SAR(1 g) = 0.173 W/kg; SAR(10 g) = 0.089 W/kg
Smallest distance from peaks to all points 3 dB below = 13.7 mm
Ratio of SAR at M2 to SAR at M1 = 54%
Maximum value of SAR (measured) = 0.260 W/kg

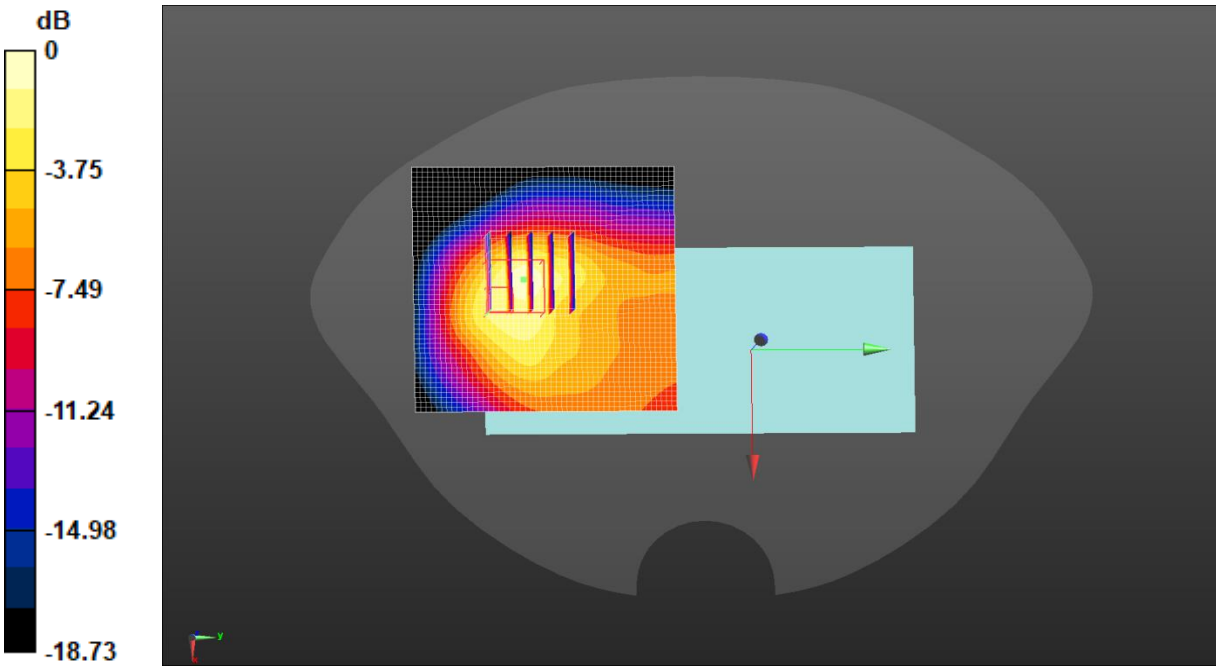

0 dB = 0.260 W/kg = -5.86 dBW/kg

Test Laboratory: JYTSZ Date: 2025/6/20

DUT: Mobile Phone; Type: KM6; Serial: SZR142500125-2

Communication System: UID 0, LTE-FDD(USA) 1RB QPSK (0); Frequency: 1720 MHz;Duty Cycle: 1:1
Medium parameters used: f = 1720 MHz; σ = 1.347 S/m; ε_r = 41.302; ρ = 1000 kg/m^3
Phantom section: Flat Section

DASY5 Configuration:

- Probe: EX3DV4 - SN7601; ConvF(8.77, 8.77, 8.77) @ 1720 MHz; Calibrated: 2025/1/15
- Sensor-Surface: 1.4mm (Mechanical Surface Detection)
- Electronics: DAE4 Sn1373; Calibrated: 2024/12/31
- Phantom: SAM-Twin; Type: QD 000 P40 CD; Serial: 1885
- Measurement SW: DASY52, Version 52.10 (4); SEMCAD X Version 14.6.14 (7501)

LTE Band 4 1RB(20MHz) Body Back/Low Channel/Area Scan (51x51x1):

Interpolated grid: dx=1.500 mm, dy=1.500 mm
Maximum value of SAR (interpolated) = 0.409 W/kg

LTE Band 4 1RB(20MHz) Body Back/Low Channel/Zoom Scan (5x5x7)/Cube 0:

Measurement grid: dx=8mm, dy=8mm, dz=5mm
Reference Value = 3.081 V/m; Power Drift = 0.05 dB
Peak SAR (extrapolated) = 0.685 W/kg
SAR(1 g) = 0.373 W/kg; SAR(10 g) = 0.199 W/kg
Smallest distance from peaks to all points 3 dB below = 9.3 mm
Ratio of SAR at M2 to SAR at M1 = 56.1%
Maximum value of SAR (measured) = 0.529 W/kg

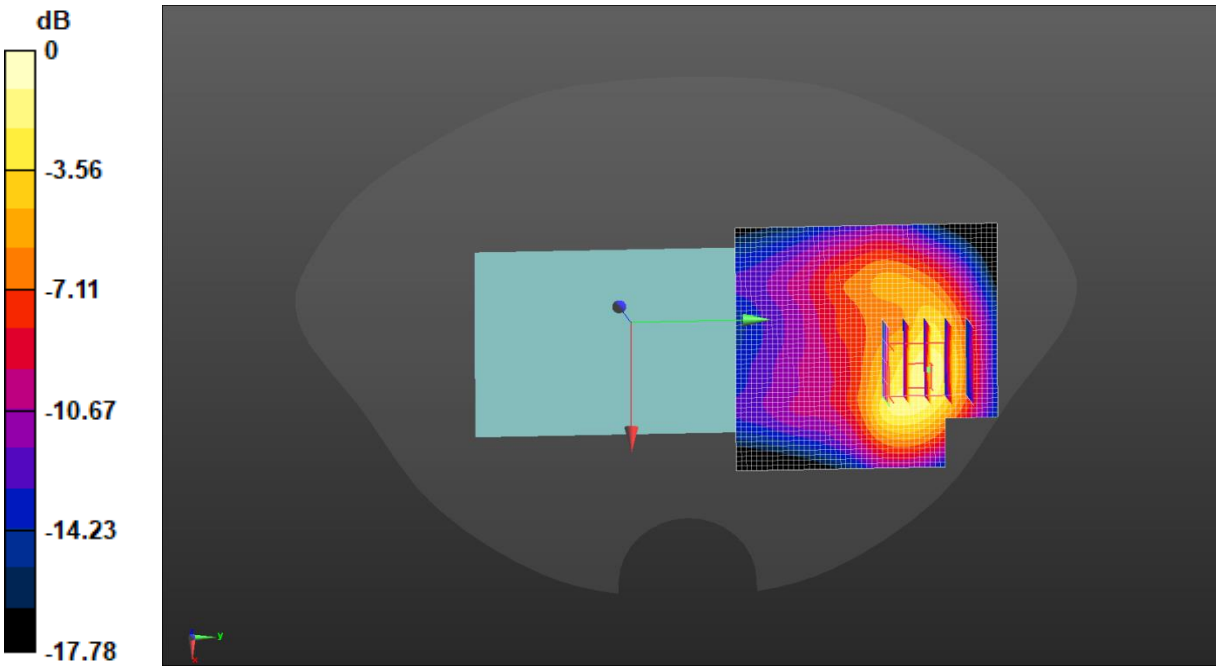

0 dB = 0.529 W/kg = -2.76 dBW/kg

Test Laboratory: JYTSZ Date: 2025/6/22

DUT: Mobile Phone; Type: KM6; Serial: SZR142500125-2

Communication System: UID 0, LTE-FDD(USA) 1RB QPSK (0); Frequency: 836.5 MHz;Duty Cycle: 1:1
Medium parameters used (interpolated): f = 836.5 MHz; σ = 0.885 S/m; ε_r = 42.786; ρ = 1000 kg/m^3
Phantom section: Flat Section

DASY5 Configuration:

- Probe: EX3DV4 - SN7601; ConvF(10.25, 10.25, 10.25) @ 836.5 MHz; Calibrated: 2025/1/15
- Sensor-Surface: 1.4mm (Mechanical Surface Detection)
- Electronics: DAE4 Sn1373; Calibrated: 2024/12/31
- Phantom: SAM-Twin; Type: QD 000 P40 CD; Serial: 1885
- Measurement SW: DASY52, Version 52.10 (4); SEMCAD X Version 14.6.14 (7501)

LTE Band 5 1RB(10MHz) Body Back/Middle Channel/Area Scan (51x51x1):

Interpolated grid: dx=1.500 mm, dy=1.500 mm
Maximum value of SAR (interpolated) = 0.506 W/kg

LTE Band 5 1RB(10MHz) Body Back/Middle Channel/Zoom Scan (5x5x7)/Cube 0:

Measurement grid: dx=8mm, dy=8mm, dz=5mm
Reference Value = 15.13 V/m; Power Drift = 0.01 dB
Peak SAR (extrapolated) = 0.946 W/kg
SAR(1 g) = 0.386 W/kg; SAR(10 g) = 0.210 W/kg
Smallest distance from peaks to all points 3 dB below = 3.2 mm
Ratio of SAR at M2 to SAR at M1 = 50.7%
Maximum value of SAR (measured) = 0.546 W/kg

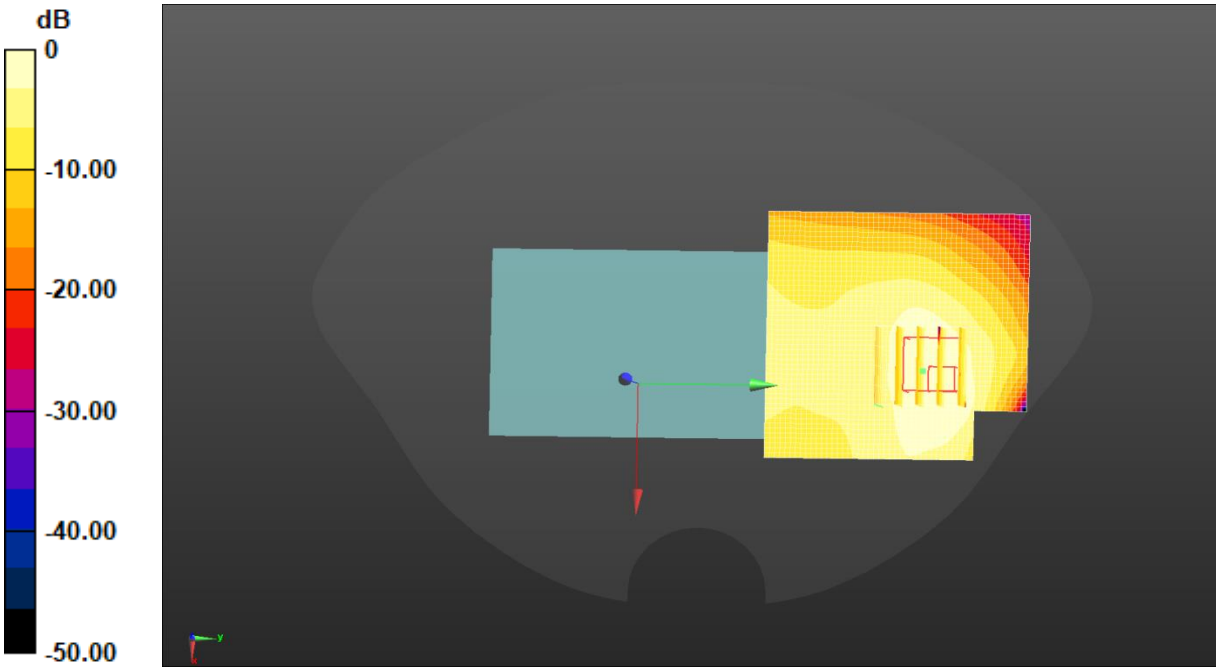

0 dB = 0.546 W/kg = -2.63 dBW/kg

Test Laboratory: JYTSZ Date: 2025/6/24

DUT: Mobile Phone; Type: KM6; Serial: SZR142500125-2

Communication System: UID 0, LTE-FDD(USA) 1RB QPSK (0); Frequency: 2510 MHz;Duty Cycle: 1:1
Medium parameters used: f = 2510 MHz; σ = 1.826 S/m; ε_r = 40.123; ρ = 1000 kg/m^3
Phantom section: Flat Section

DASY5 Configuration:

- Probe: EX3DV4 - SN7601; ConvF(7.84, 7.84, 7.84) @ 2510 MHz; Calibrated: 2025/1/15
- Sensor-Surface: 1.4mm (Mechanical Surface Detection)
- Electronics: DAE4 Sn1373; Calibrated: 2024/12/31
- Phantom: SAM-Twin; Type: QD 000 P40 CD; Serial: 1885
- Measurement SW: DASY52, Version 52.10 (4); SEMCAD X Version 14.6.14 (7501)

LTE Band 7 1RB(20MHz) Body Back/Middle Channel/Area Scan (51x51x1):

Interpolated grid: dx=1.200 mm, dy=1.200 mm
Maximum value of SAR (interpolated) = 0.476 W/kg

LTE Band 7 1RB(20MHz) Body Back/Middle Channel/Zoom Scan (7x7x7)/Cube 0:

Measurement grid: dx=5mm, dy=5mm, dz=5mm
Reference Value = 4.639 V/m; Power Drift = -0.05 dB
Peak SAR (extrapolated) = 0.720 W/kg
SAR(1 g) = 0.365 W/kg; SAR(10 g) = 0.180 W/kg
Smallest distance from peaks to all points 3 dB below = 10.6 mm
Ratio of SAR at M2 to SAR at M1 = 51.7%
Maximum value of SAR (measured) = 0.567 W/kg

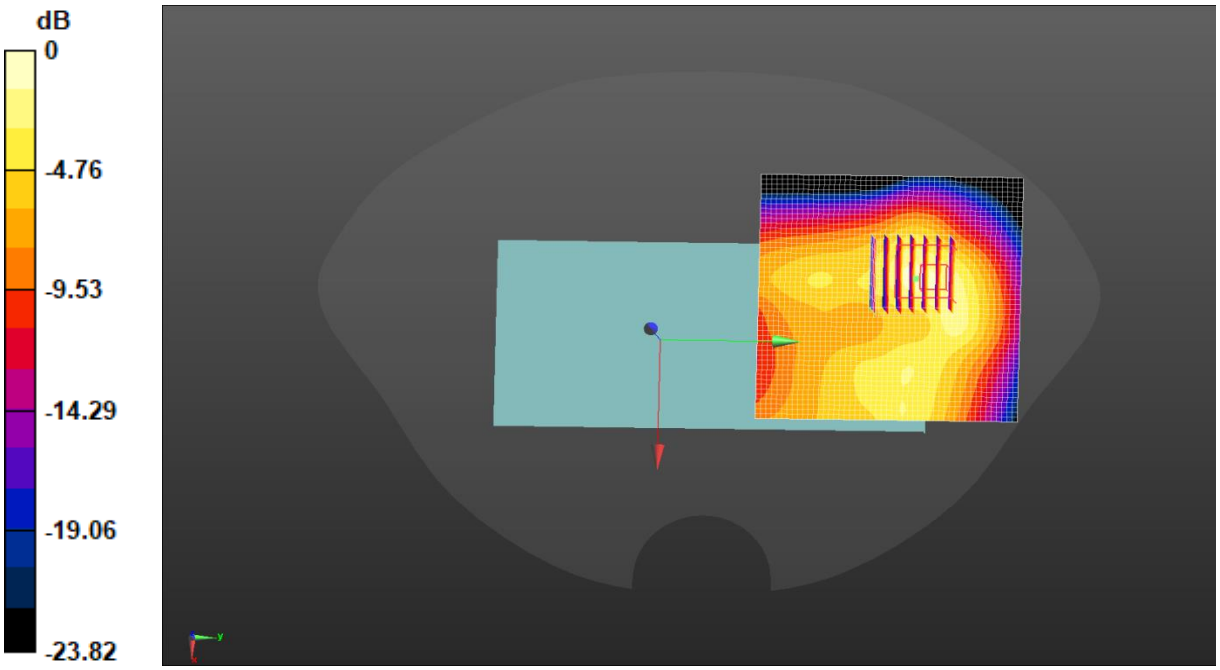

0 dB = 0.567 W/kg = -2.46 dBW/kg

Test Laboratory: JYTSZ Date: 2025/6/21

DUT: Mobile Phone; Type: KM6; Serial: SZR142500125-2

Communication System: UID 0, LTE-FDD(USA) 1RB QPSK (0); Frequency: 711 MHz;Duty Cycle: 1:1
Medium parameters used (interpolated): f = 711 MHz; σ = 0.863 S/m; ε_r = 42.841; ρ = 1000 kg/m^3
Phantom section: Flat Section

DASY5 Configuration:

- Probe: EX3DV4 - SN7601; ConvF(10.65, 10.65, 10.65) @ 711 MHz; Calibrated: 2025/1/15
- Sensor-Surface: 1.4mm (Mechanical Surface Detection)
- Electronics: DAE4 Sn1373; Calibrated: 2024/12/31
- Phantom: SAM-Twin; Type: QD 000 P40 CD; Serial: 1885
- Measurement SW: DASY52, Version 52.10 (4); SEMCAD X Version 14.6.14 (7501)

LTE Band 12 1RB(10MHz) Body Front/High Channel/Area Scan (51x51x1):

Interpolated grid: dx=1.500 mm, dy=1.500 mm
Maximum value of SAR (interpolated) = 0.230 W/kg

LTE Band 12 1RB(10MHz) Body Front/High Channel/Zoom Scan (5x5x7)/Cube 0:

Measurement grid: dx=8mm, dy=8mm, dz=5mm
Reference Value = 16.15 V/m; Power Drift = 0.02 dB
Peak SAR (extrapolated) = 0.253 W/kg
SAR(1 g) = 0.181 W/kg; SAR(10 g) = 0.139 W/kg
Smallest distance from peaks to all points 3 dB below: Larger than measurement grid (> 16 mm)
Ratio of SAR at M2 to SAR at M1 = 72.7%
Maximum value of SAR (measured) = 0.223 W/kg

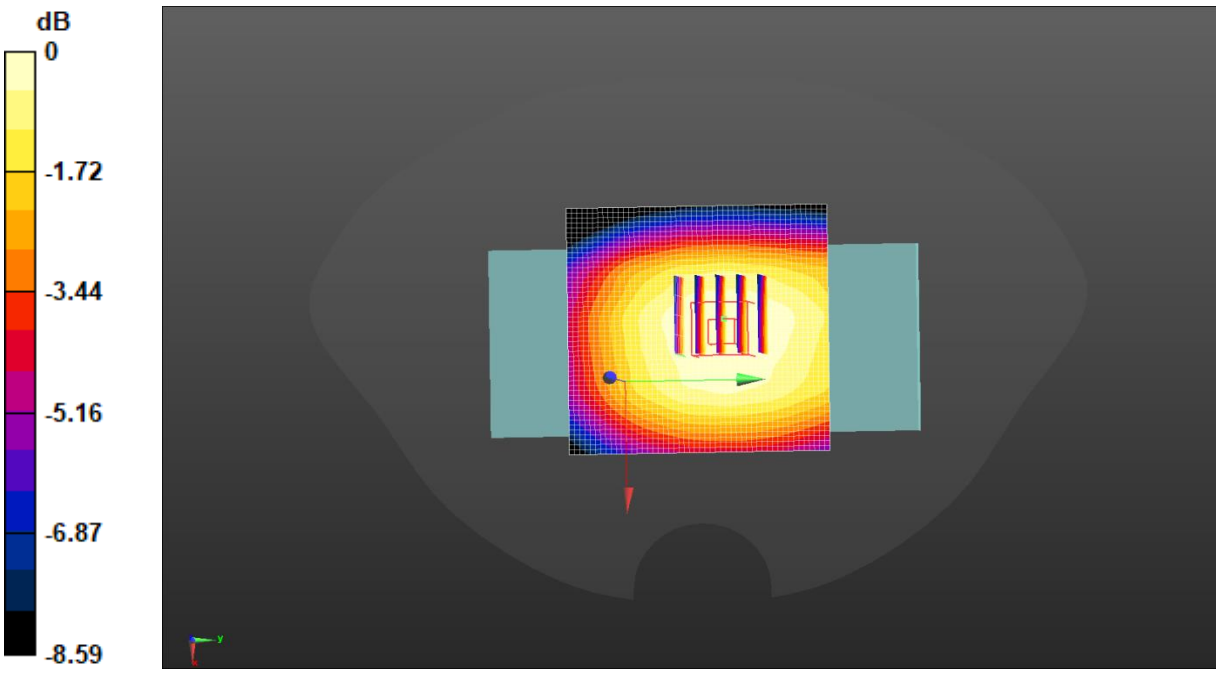

0 dB = 0.223 W/kg = -6.51 dBW/kg

Test Laboratory: JYTSZ Date: 2025/6/21

DUT: Mobile Phone; Type: KM6; Serial: SZR142500125-2

Communication System: UID 0, LTE-FDD(USA) 1RB QPSK (0); Frequency: 782 MHz;Duty Cycle: 1:1
Medium parameters used (interpolated): f = 782 MHz; σ = 0.865 S/m; ε_r = 42.91; ρ = 1000 kg/m^3
Phantom section: Flat Section

DASY5 Configuration:

- Probe: EX3DV4 - SN7601; ConvF(10.65, 10.65, 10.65) @ 782 MHz; Calibrated: 2025/1/15
- Sensor-Surface: 1.4mm (Mechanical Surface Detection)
- Electronics: DAE4 Sn1373; Calibrated: 2024/12/31
- Phantom: SAM-Twin; Type: QD 000 P40 CD; Serial: 1885
- Measurement SW: DASY52, Version 52.10 (4); SEMCAD X Version 14.6.14 (7501)

LTE Band 13 1RB(10MHz) Body Back/Middle Channel/Area Scan (51x51x1):

Interpolated grid: dx=1.500 mm, dy=1.500 mm
Maximum value of SAR (interpolated) = 0.364 W/kg

LTE Band 13 1RB(10MHz) Body Back/Middle Channel/Zoom Scan (5x5x7)/Cube 0:

Measurement grid: dx=8mm, dy=8mm, dz=5mm
Reference Value = 15.52 V/m; Power Drift = 0.00 dB
Peak SAR (extrapolated) = 0.545 W/kg
SAR(1 g) = 0.267 W/kg; SAR(10 g) = 0.149 W/kg
Smallest distance from peaks to all points 3 dB below = 11.2 mm
Ratio of SAR at M2 to SAR at M1 = 47.9%
Maximum value of SAR (measured) = 0.410 W/kg

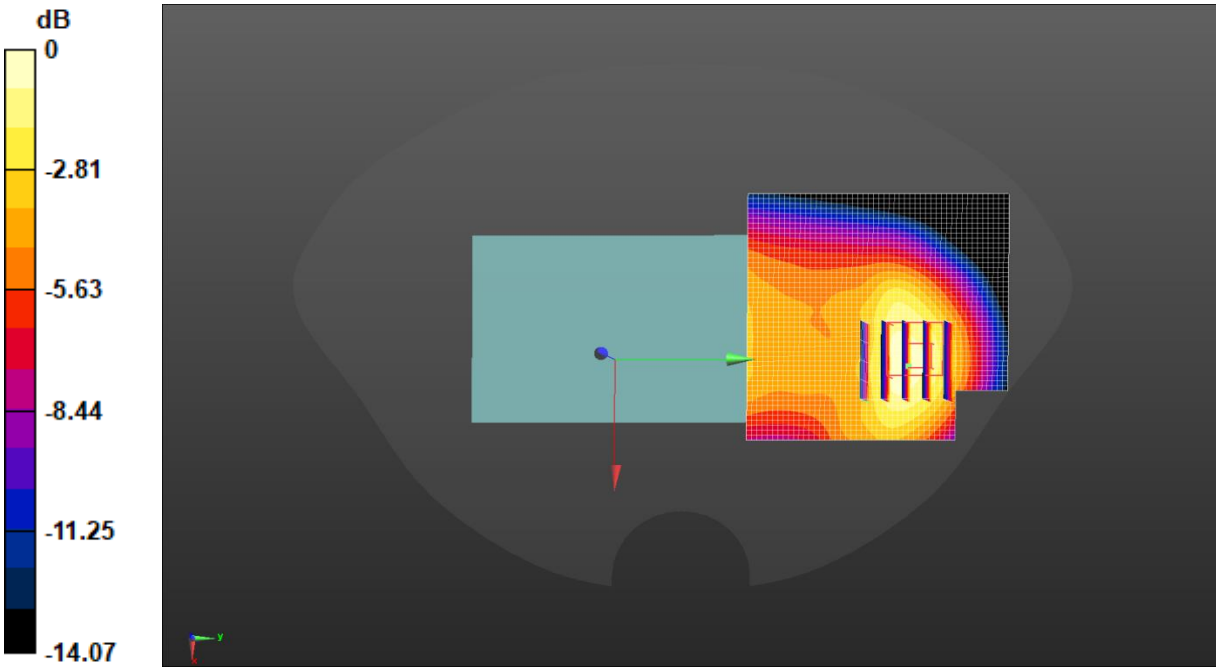

0 dB = 0.410 W/kg = -3.87 dBW/kg

Test Laboratory: JYTSZ Date: 2025/6/21

DUT: Mobile Phone; Type: KM6; Serial: SZR142500125-2

Communication System: UID 0, LTE-FDD(USA) 1RB QPSK (0); Frequency: 710 MHz;Duty Cycle: 1:1
Medium parameters used: f = 710 MHz; σ = 0.863 S/m; ε_r = 42.844; ρ = 1000 kg/m^3
Phantom section: Flat Section

DASY5 Configuration:

- Probe: EX3DV4 - SN7601; ConvF(10.65, 10.65, 10.65) @ 710 MHz; Calibrated: 2025/1/15
- Sensor-Surface: 1.4mm (Mechanical Surface Detection)
- Electronics: DAE4 Sn1373; Calibrated: 2024/12/31
- Phantom: SAM-Twin; Type: QD 000 P40 CD; Serial: 1885
- Measurement SW: DASY52, Version 52.10 (4); SEMCAD X Version 14.6.14 (7501)

LTE Band 17 1RB(10MHz) Body Front/Middle Channel/Area Scan (51x51x1):

Interpolated grid: dx=1.500 mm, dy=1.500 mm
Maximum value of SAR (interpolated) = 0.227 W/kg

LTE Band 17 1RB(10MHz) Body Front/Middle Channel/Zoom Scan (5x5x7)/Cube 0:

Measurement grid: dx=8mm, dy=8mm, dz=5mm
Reference Value = 16.14 V/m; Power Drift = 0.01 dB
Peak SAR (extrapolated) = 0.254 W/kg
SAR(1 g) = 0.182 W/kg; SAR(10 g) = 0.139 W/kg
Smallest distance from peaks to all points 3 dB below: Larger than measurement grid (> 16 mm)
Ratio of SAR at M2 to SAR at M1 = 71.6%
Maximum value of SAR (measured) = 0.224 W/kg

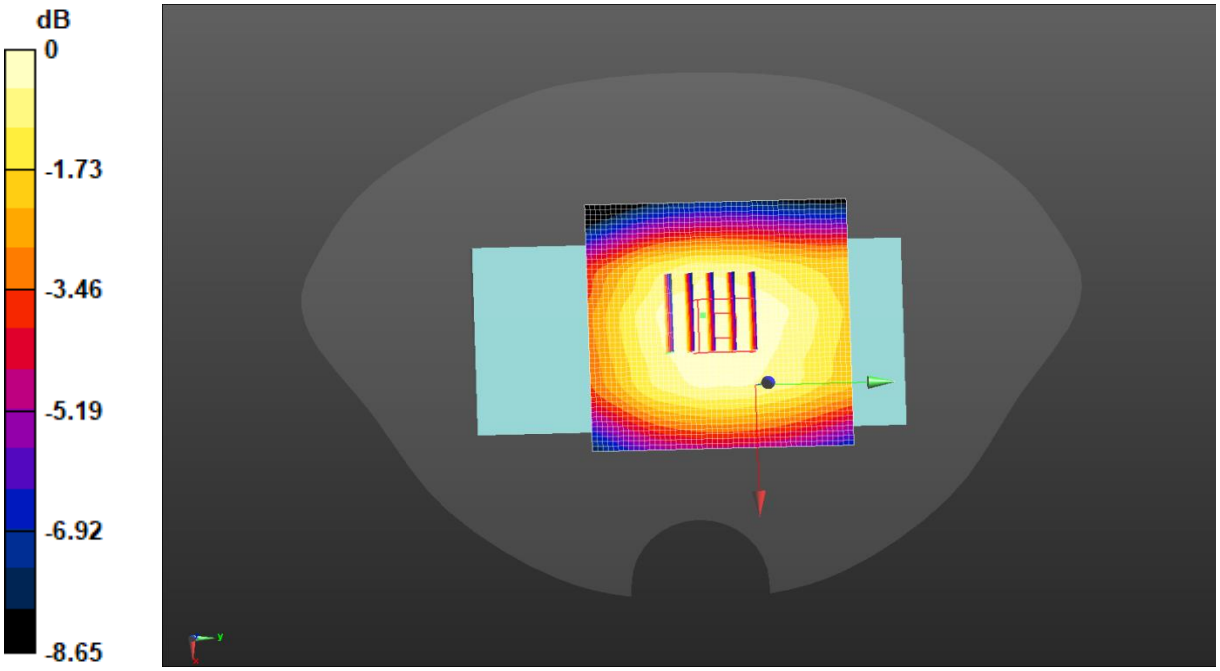

0 dB = 0.224 W/kg = -6.49 dBW/kg

Test Laboratory: JYTSZ Date: 2025/6/22

DUT: Mobile Phone; Type: KM6; Serial: SZR142500125-2

Communication System: UID 0, LTE-FDD(USA) 1RB QPSK (0); Frequency: 831.5 MHz;Duty Cycle: 1:1
Medium parameters used (interpolated): f = 831.5 MHz; σ = 0.883 S/m; ε_r = 42.797; ρ = 1000 kg/m^3
Phantom section: Flat Section

DASY5 Configuration:

- Probe: EX3DV4 - SN7601; ConvF(10.25, 10.25, 10.25) @ 831.5 MHz; Calibrated: 2025/1/15
- Sensor-Surface: 1.4mm (Mechanical Surface Detection)
- Electronics: DAE4 Sn1373; Calibrated: 2024/12/31
- Phantom: SAM-Twin; Type: QD 000 P40 CD; Serial: 1885
- Measurement SW: DASY52, Version 52.10 (4); SEMCAD X Version 14.6.14 (7501)

LTE Band 26 1RB(15MHz) Body Back/Middle Channel/Area Scan (51x51x1):

Interpolated grid: dx=1.500 mm, dy=1.500 mm
Maximum value of SAR (interpolated) = 0.484 W/kg

LTE Band 26 1RB(15MHz) Body Back/Middle Channel/Zoom Scan (5x5x7)/Cube 0:

Measurement grid: dx=8mm, dy=8mm, dz=5mm
Reference Value = 15.72 V/m; Power Drift = -0.01 dB
Peak SAR (extrapolated) = 0.660 W/kg
SAR(1 g) = 0.331 W/kg; SAR(10 g) = 0.187 W/kg
Smallest distance from peaks to all points 3 dB below = 10.7 mm
Ratio of SAR at M2 to SAR at M1 = 52.6%
Maximum value of SAR (measured) = 0.494 W/kg

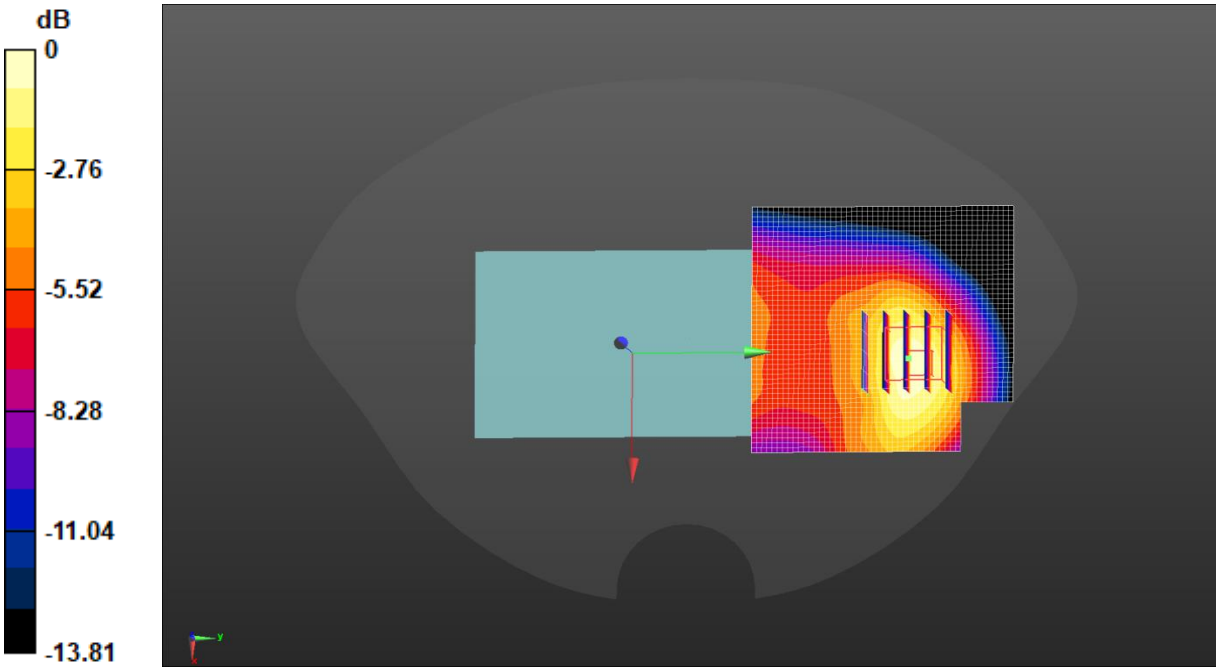

0 dB = 0.494 W/kg = -3.06 dBW/kg

Test Laboratory: JYTSZ Date: 2025/6/24

DUT: Mobile Phone; Type: KM6; Serial: SZR142500125-2

Communication System: UID 0, LTE-TDD(USA) 20MHz 1RB QPSK (0); Frequency: 2610 MHz;Duty Cycle: 1:1.59956
Medium parameters used: f = 2610 MHz; σ = 1.908 S/m; ε_r = 39.956; ρ = 1000 kg/m^3
Phantom section: Flat Section

DASY5 Configuration:

- Probe: EX3DV4 - SN7601; ConvF(7.66, 7.66, 7.66) @ 2610 MHz; Calibrated: 2025/1/15
- Sensor-Surface: 1.4mm (Mechanical Surface Detection)
- Electronics: DAE4 Sn1373; Calibrated: 2024/12/31
- Phantom: SAM-Twin; Type: QD 000 P40 CD; Serial: 1885
- Measurement SW: DASY52, Version 52.10 (4); SEMCAD X Version 14.6.14 (7501)

LTE Band 38 1RB(20MHz) Body Back/High Channel/Area Scan (51x51x1):

Interpolated grid: dx=1.200 mm, dy=1.200 mm
Maximum value of SAR (interpolated) = 0.359 W/kg

LTE Band 38 1RB(20MHz) Body Back/High Channel/Zoom Scan (7x7x7)/Cube 0:

Measurement grid: dx=5mm, dy=5mm, dz=5mm
Reference Value = 3.313 V/m; Power Drift = 0.17 dB
Peak SAR (extrapolated) = 0.596 W/kg
SAR(1 g) = 0.290 W/kg; SAR(10 g) = 0.142 W/kg
Smallest distance from peaks to all points 3 dB below = 9.8 mm
Ratio of SAR at M2 to SAR at M1 = 49%
Maximum value of SAR (measured) = 0.479 W/kg

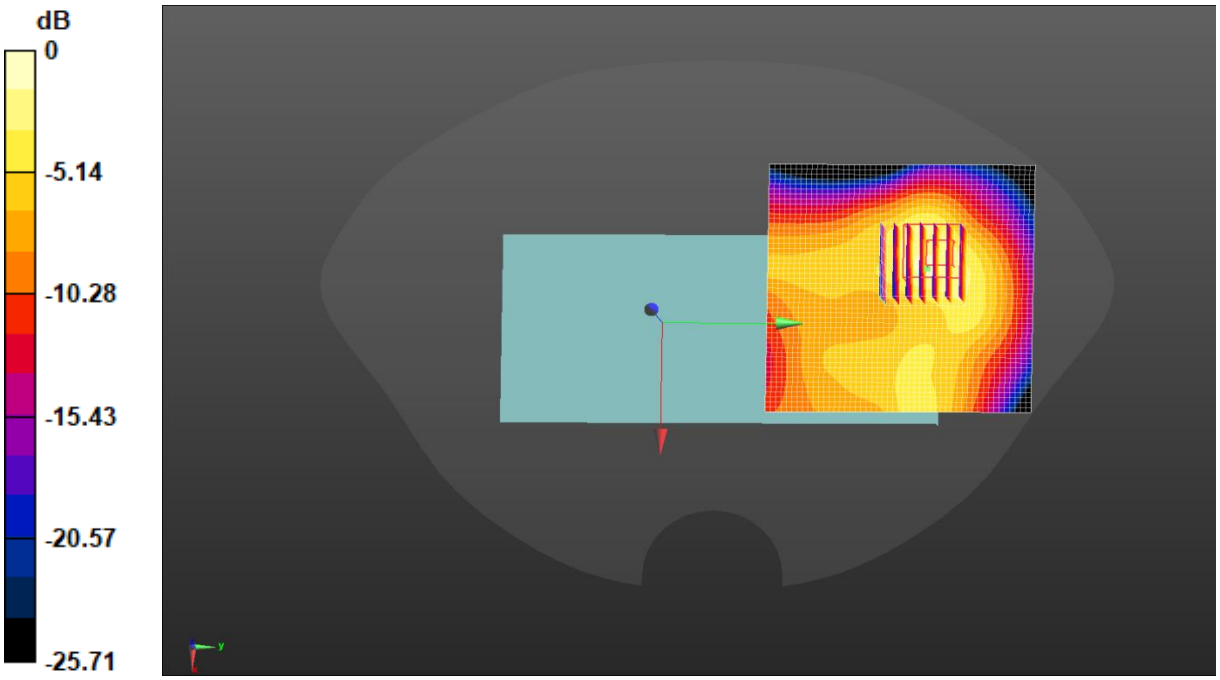

0 dB = 0.479 W/kg = -3.20 dBW/kg

Test Laboratory: JYTSZ Date: 2025/6/24

DUT: Mobile Phone; Type: KM6; Serial: SZR142500125-2

Communication System: UID 0, LTE-TDD(USA) 20MHz 1RB QPSK (0); Frequency: 2645 MHz;Duty Cycle: 1:1.59956
Medium parameters used (interpolated): f = 2645 MHz; σ = 1.934 S/m; ε_r = 39.899; ρ = 1000 kg/m^3
Phantom section: Flat Section

DASY5 Configuration:

- Probe: EX3DV4 - SN7601; ConvF(7.66, 7.66, 7.66) @ 2645 MHz; Calibrated: 2025/1/15
- Sensor-Surface: 1.4mm (Mechanical Surface Detection)
- Electronics: DAE4 Sn1373; Calibrated: 2024/12/31
- Phantom: SAM-Twin; Type: QD 000 P40 CD; Serial: 1885
- Measurement SW: DASY52, Version 52.10 (4); SEMCAD X Version 14.6.14 (7501)

LTE Band 41 1RB(20MHz) Body Back/High Channel/Area Scan (51x51x1):

Interpolated grid: dx=1.200 mm, dy=1.200 mm
Maximum value of SAR (interpolated) = 0.509 W/kg

LTE Band 41 1RB(20MHz) Body Back/High Channel/Zoom Scan (7x7x7)/Cube 0:

Measurement grid: dx=5mm, dy=5mm, dz=5mm
Reference Value = 0 V/m; Power Drift = 0.00 dB
Peak SAR (extrapolated) = 0.888 W/kg
SAR(1 g) = 0.390 W/kg; SAR(10 g) = 0.159 W/kg
Smallest distance from peaks to all points 3 dB below = 6.1 mm
Ratio of SAR at M2 to SAR at M1 = 46.2%
Maximum value of SAR (measured) = 0.626 W/kg

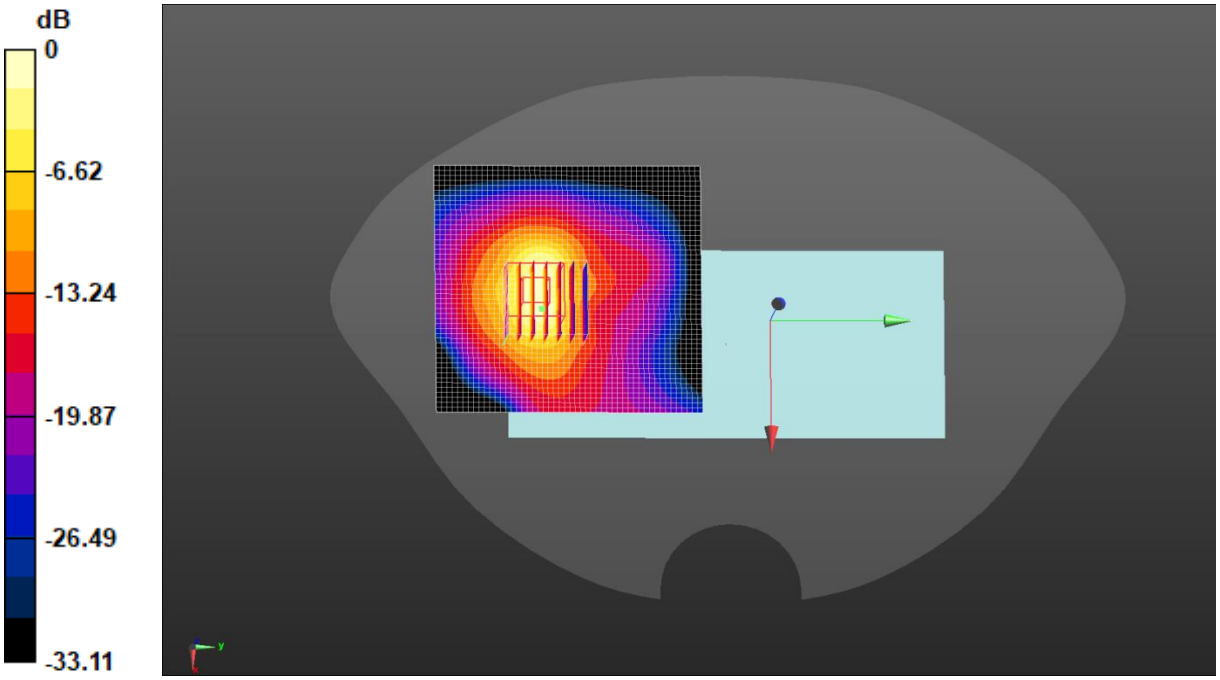

0 dB = 0.626 W/kg = -2.03 dBW/kg

Test Laboratory: JYTSZ Date: 2025/6/20

DUT: Mobile Phone; Type: KM6; Serial: SZR142500125-2

Communication System: UID 0, LTE-FDD(USA) 1RB QPSK (0); Frequency: 1720 MHz;Duty Cycle: 1:1
Medium parameters used: f = 1720 MHz; σ = 1.347 S/m; ε_r = 41.302; ρ = 1000 kg/m^3
Phantom section: Flat Section

DASY5 Configuration:

- Probe: EX3DV4 - SN7601; ConvF(8.77, 8.77, 8.77) @ 1720 MHz; Calibrated: 2025/1/15
- Sensor-Surface: 1.4mm (Mechanical Surface Detection)
- Electronics: DAE4 Sn1373; Calibrated: 2024/12/31
- Phantom: SAM-Twin; Type: QD 000 P40 CD; Serial: 1885
- Measurement SW: DASY52, Version 52.10 (4); SEMCAD X Version 14.6.14 (7501)

LTE Band 66 1RB(20MHz) Body Back/Low Channel/Area Scan (51x51x1):

Interpolated grid: dx=1.500 mm, dy=1.500 mm
Maximum value of SAR (interpolated) = 0.362 W/kg

LTE Band 66 1RB(20MHz) Body Back/Low Channel/Zoom Scan (5x5x7)/Cube 0:

Measurement grid: dx=8mm, dy=8mm, dz=5mm
Reference Value = 3.202 V/m; Power Drift = 0.15 dB
Peak SAR (extrapolated) = 0.612 W/kg
SAR(1 g) = 0.339 W/kg; SAR(10 g) = 0.184 W/kg
Smallest distance from peaks to all points 3 dB below = 9.6 mm
Ratio of SAR at M2 to SAR at M1 = 56.7%
Maximum value of SAR (measured) = 0.504 W/kg

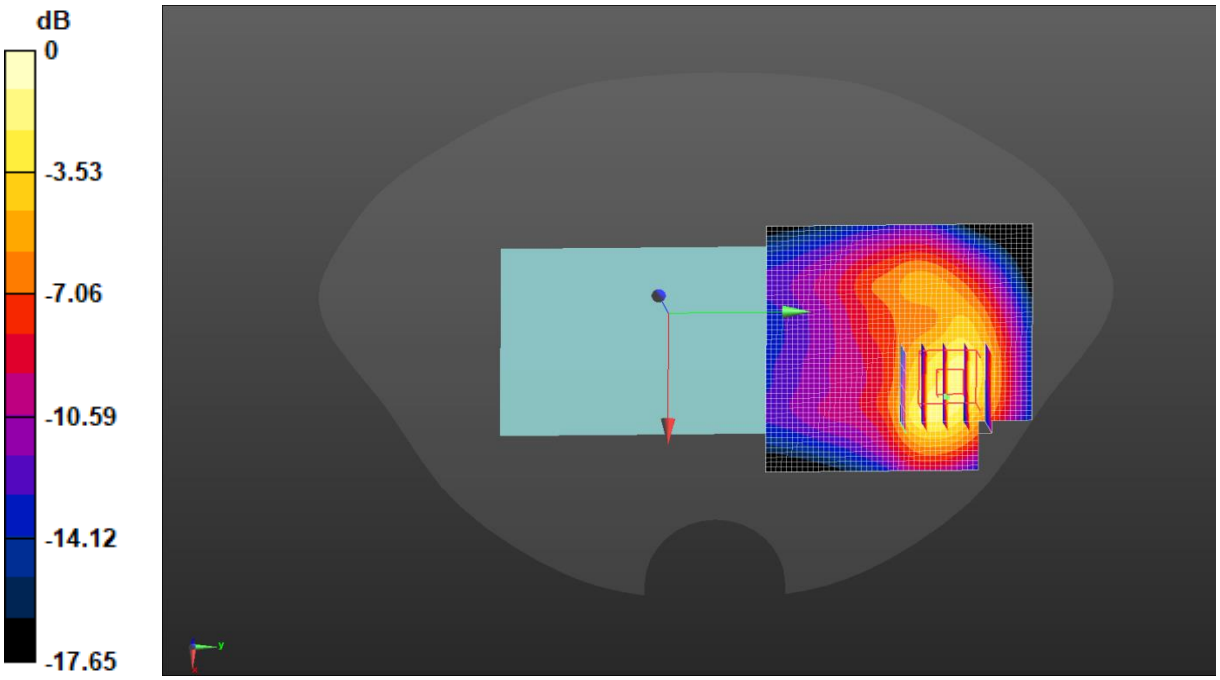

0 dB = 0.504 W/kg = -2.98 dBW/kg

Test Laboratory: JYTSZ Date: 2025/6/25

DUT: Mobile Phone; Type: KM6; Serial: SZR142500125-2

Communication System: UID 0, IEEE 802.11b WiFi 2.4 GHz (DSSS, 1 Mbps) (0);
Frequency: 2437 MHz;Duty Cycle: 1:1
Medium parameters used (interpolated): f = 2437 MHz; σ = 1.766 S/m; ε_r = 40.261; ρ = 1000 kg/m^3
Phantom section: Flat Section

DASY5 Configuration:

- Probe: EX3DV4 - SN7601; ConvF(7.84, 7.84, 7.84) @ 2437 MHz; Calibrated: 2025/1/15
- Sensor-Surface: 1.4mm (Mechanical Surface Detection)
- Electronics: DAE4 Sn1373; Calibrated: 2024/12/31
- Phantom: SAM-Twin; Type: QD 000 P40 CD; Serial: 1885
- Measurement SW: DASY52, Version 52.10 (4); SEMCAD X Version 14.6.14 (7501)

2.4G WiFi Body Back/Middle Channel/Area Scan (51x51x1): Interpolated grid: dx=1.200 mm, dy=1.200 mm
Maximum value of SAR (interpolated) = 0.172 W/kg

2.4G WiFi Body Back/Middle Channel/Zoom Scan (7x7x7)/Cube 0:
Measurement grid: dx=5mm, dy=5mm, dz=5mm
Reference Value = 3.037 V/m; Power Drift = 0.04 dB
Peak SAR (extrapolated) = 0.271 W/kg
SAR(1 g) = 0.129 W/kg; SAR(10 g) = 0.059 W/kg
Smallest distance from peaks to all points 3 dB below = 8.2 mm
Ratio of SAR at M2 to SAR at M1 = 48.9%
Maximum value of SAR (measured) = 0.216 W/kg

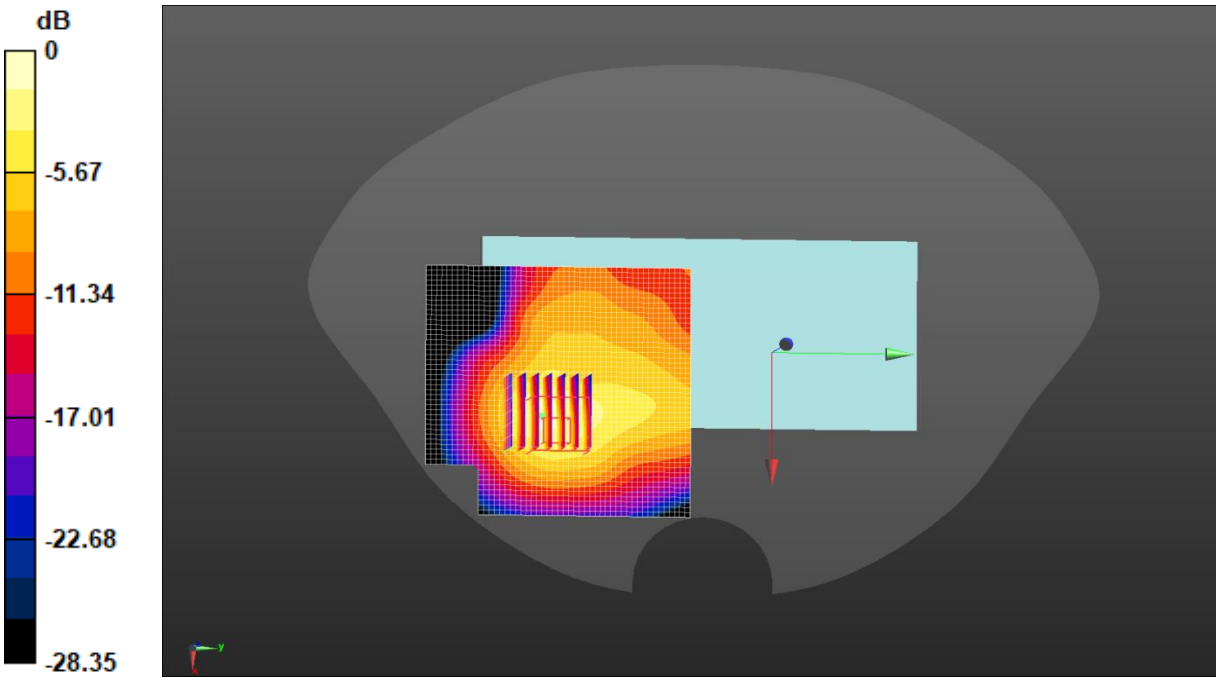

0 dB = 0.216 W/kg = -6.66 dBW/kg

Test Laboratory: JYTSZ Date: 2025/6/29

DUT: Mobile Phone; Type: KM6; Serial: SZR142500125-2

Communication System: UID 0, IEEE 802.11a WiFi 5GHz (0); Frequency: 5240 MHz;Duty Cycle: 1:1
Medium parameters used: f = 5240 MHz; σ = 4.599 S/m; ε_r = 36.459; ρ = 1000 kg/m^3
Phantom section: Flat Section

DASY5 Configuration:

- Probe: EX3DV4 - SN7601; ConvF(5.52, 5.52, 5.52) @ 5240 MHz; Calibrated: 2025/1/15
- Sensor-Surface: 1.4mm (Mechanical Surface Detection)
- Electronics: DAE4 Sn1373; Calibrated: 2024/12/31
- Phantom: SAM-Twin; Type: QD 000 P40 CD; Serial: 1885
- Measurement SW: DASY52, Version 52.10 (4); SEMCAD X Version 14.6.14 (7501)

5.2G WiFi Body Back/High Channel/Area Scan (51x51x1): Interpolated grid: dx=1.000 mm, dy=1.000 mm
Maximum value of SAR (interpolated) = 0.371 W/kg

5.2G WiFi Body Back/High Channel/Zoom Scan (7x7x7)/Cube 0: Measurement grid: dx=4mm, dy=4mm, dz=2mm
Reference Value = 0.9430 V/m; Power Drift = -0.05 dB
Peak SAR (extrapolated) = 0.710 W/kg
SAR(1 g) = 0.185 W/kg; SAR(10 g) = 0.054 W/kg
Smallest distance from peaks to all points 3 dB below = 7.5 mm
Ratio of SAR at M2 to SAR at M1 = 40.5%
Maximum value of SAR (measured) = 0.436 W/kg

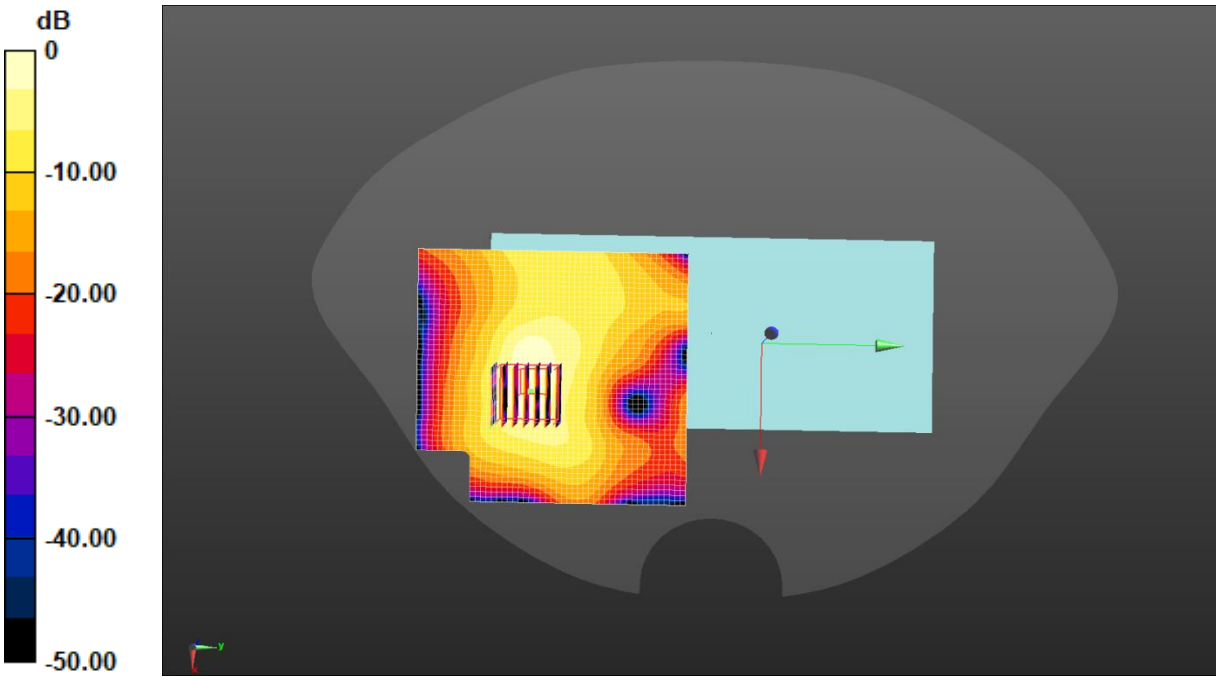

0 dB = 0.436 W/kg = -3.60 dBW/kg

Test Laboratory: JYTSZ Date: 2025/6/29

DUT: Mobile Phone; Type: KM6; Serial: SZR142500125-2

Communication System: UID 0, IEEE 802.11a WiFi 5GHz (0); Frequency: 5320 MHz;Duty Cycle: 1:1
Medium parameters used: f = 5320 MHz; σ = 4.684 S/m; ε_r = 36.334; ρ = 1000 kg/m^3
Phantom section: Flat Section

DASY5 Configuration:

- Probe: EX3DV4 - SN7601; ConvF(5.52, 5.52, 5.52) @ 5320 MHz; Calibrated: 2025/1/15
- Sensor-Surface: 1.4mm (Mechanical Surface Detection)
- Electronics: DAE4 Sn1373; Calibrated: 2024/12/31
- Phantom: SAM-Twin; Type: QD 000 P40 CD; Serial: 1885
- Measurement SW: DASY52, Version 52.10 (4); SEMCAD X Version 14.6.14 (7501)

5.3G WiFi Body Back/High Channel/Area Scan (51x51x1): Interpolated grid: dx=1.000 mm, dy=1.000 mm
Maximum value of SAR (interpolated) = 0.359 W/kg

5.3G WiFi Body Back/High Channel/Zoom Scan (7x7x7)/Cube 0: Measurement grid: dx=4mm, dy=4mm, dz=2mm
Reference Value = 0.9990 V/m; Power Drift = 0.05 dB
Peak SAR (extrapolated) = 0.671 W/kg
SAR(1 g) = 0.173 W/kg; SAR(10 g) = 0.050 W/kg
Smallest distance from peaks to all points 3 dB below = 7.2 mm
Ratio of SAR at M2 to SAR at M1 = 40.4%
Maximum value of SAR (measured) = 0.415 W/kg

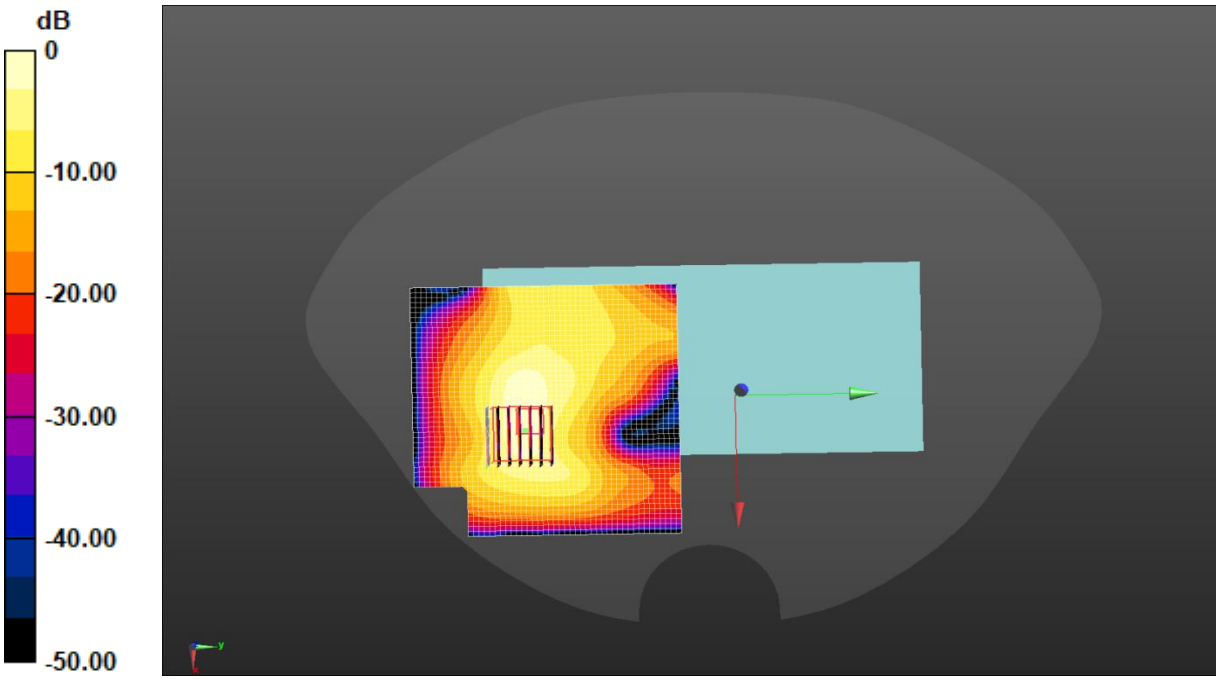

0 dB = 0.415 W/kg = -3.82 dBW/kg

Test Laboratory: JYTSZ Date: 2025/6/30

DUT: Mobile Phone; Type: KM6; Serial: SZR142500125-2

Communication System: UID 0, IEEE 802.11a WiFi 5GHz (0); Frequency: 5700 MHz;Duty Cycle: 1:1
Medium parameters used: f = 5700 MHz; σ = 5.094 S/m; ε_r = 35.933; ρ = 1000 kg/m^3
Phantom section: Flat Section

DASY5 Configuration:

- Probe: EX3DV4 - SN7601; ConvF(4.95, 4.95, 4.95) @ 5700 MHz; Calibrated: 2025/1/15
- Sensor-Surface: 1.4mm (Mechanical Surface Detection)
- Electronics: DAE4 Sn1373; Calibrated: 2024/12/31
- Phantom: SAM-Twin; Type: QD 000 P40 CD; Serial: 1885
- Measurement SW: DASY52, Version 52.10 (4); SEMCAD X Version 14.6.14 (7501)

5.6G WiFi Body Back/High Channel/Area Scan (51x51x1): Interpolated grid: dx=1.000 mm, dy=1.000 mm
Maximum value of SAR (interpolated) = 0.387 W/kg

5.6G WiFi Body Back/High Channel/Zoom Scan (7x7x7)/Cube 0: Measurement grid: dx=4mm, dy=4mm, dz=2mm
Reference Value = 1.213 V/m; Power Drift = 0.05 dB
Peak SAR (extrapolated) = 0.588 W/kg
SAR(1 g) = 0.171 W/kg; SAR(10 g) = 0.060 W/kg
Smallest distance from peaks to all points 3 dB below = 8 mm
Ratio of SAR at M2 to SAR at M1 = 46.6%
Maximum value of SAR (measured) = 0.430 W/kg

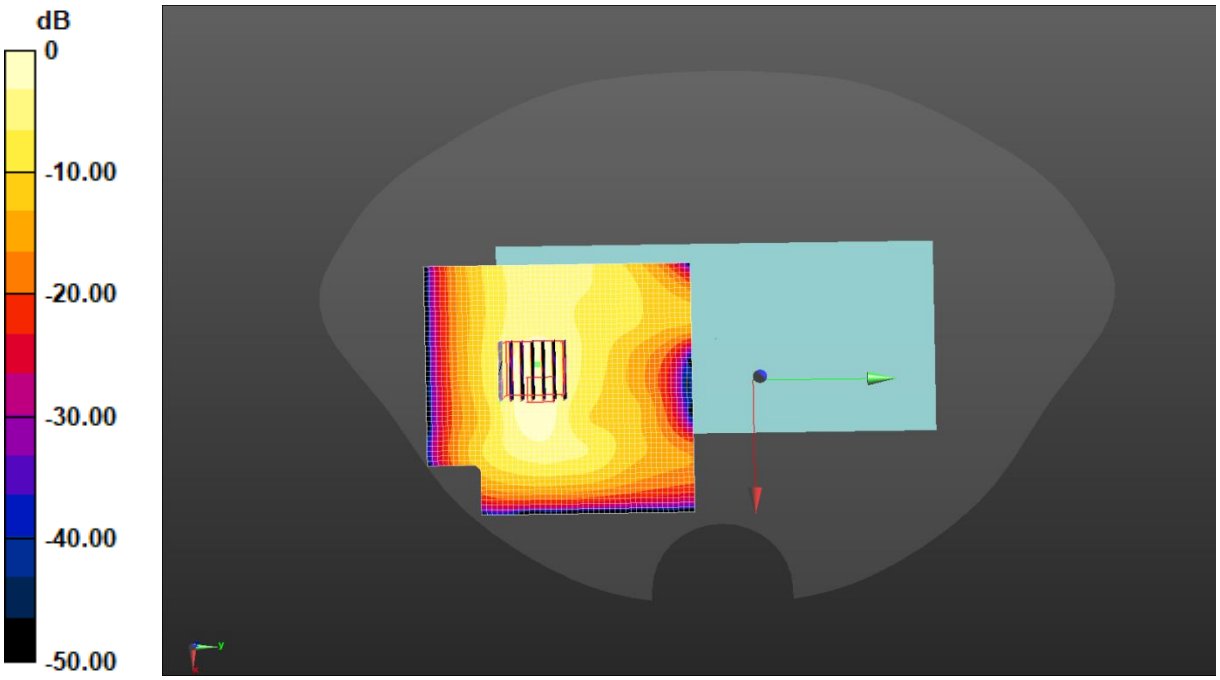

0 dB = 0.430 W/kg = -3.67 dBW/kg

Test Laboratory: JYTSZ Date: 2025/6/30

DUT: Mobile Phone; Type: KM6; Serial: SZR142500125-2

Communication System: UID 0, IEEE 802.11a WiFi 5GHz (0); Frequency: 5785 MHz;Duty Cycle: 1:1
Medium parameters used (interpolated): f = 5785 MHz; σ = 5.181 S/m; ε_r = 35.795; ρ = 1000 kg/m^3
Phantom section: Flat Section

DASY5 Configuration:

- Probe: EX3DV4 - SN7601; ConvF(5.07, 5.07, 5.07) @ 5785 MHz; Calibrated: 2025/1/15
- Sensor-Surface: 1.4mm (Mechanical Surface Detection)
- Electronics: DAE4 Sn1373; Calibrated: 2024/12/31
- Phantom: SAM-Twin; Type: QD 000 P40 CD; Serial: 1885
- Measurement SW: DASY52, Version 52.10 (4); SEMCAD X Version 14.6.14 (7501)

5.8G WiFi Body Back/Middle Channel/Area Scan (51x51x1): Interpolated grid: dx=1.000 mm, dy=1.000 mm
Maximum value of SAR (interpolated) = 0.433 W/kg

5.8G WiFi Body Back/Middle Channel/Zoom Scan (7x7x7)/Cube 0:
Measurement grid: dx=4mm, dy=4mm, dz=2mm
Reference Value = 0 V/m; Power Drift = 0.00 dB
Peak SAR (extrapolated) = 0.647 W/kg
SAR(1 g) = 0.130 W/kg; SAR(10 g) = 0.043 W/kg
Smallest distance from peaks to all points 3 dB below = 7.2 mm
Ratio of SAR at M2 to SAR at M1 = 50.9%
Maximum value of SAR (measured) = 0.343 W/kg

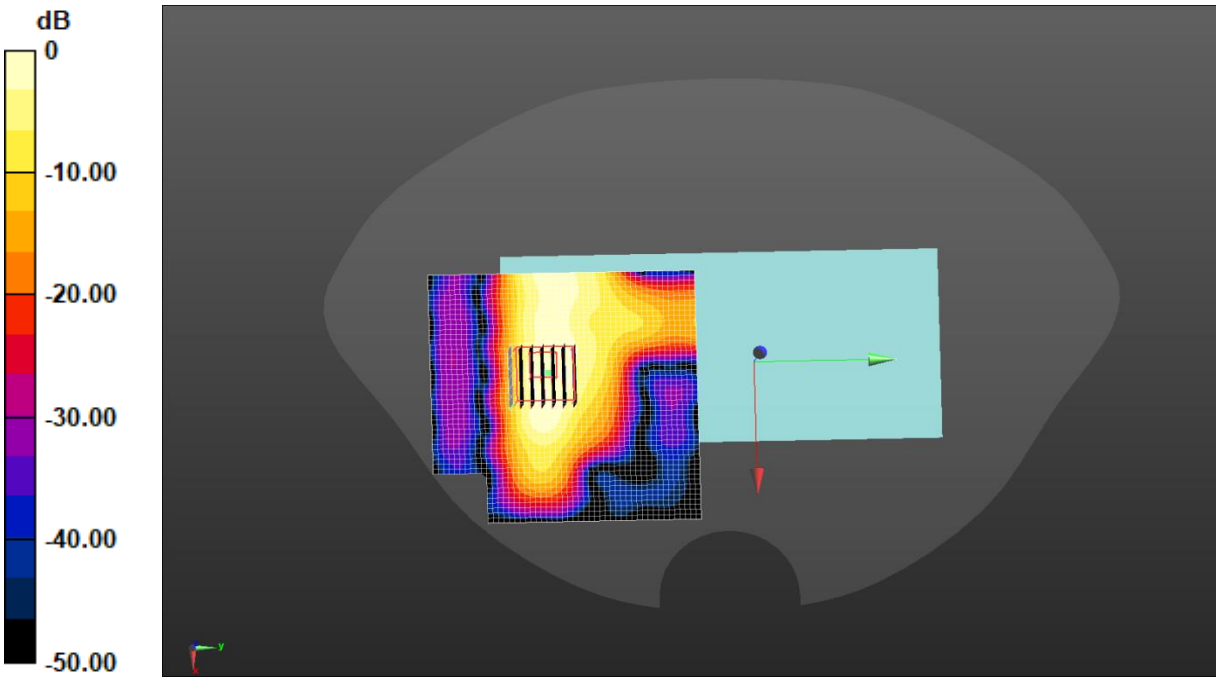

0 dB = 0.343 W/kg = -4.64 dBW/kg

Test Laboratory: JYTSZ Date: 2025/6/25

DUT: Mobile Phone; Type: KM6; Serial: SZR142500125-2

Communication System: UID 0, Bluetooth (0); Frequency: 2441 MHz;Duty Cycle: 1:1
Medium parameters used (interpolated): f = 2441 MHz; σ = 1.769 S/m; ε_r = 40.253; ρ = 1000 kg/m^3
Phantom section: Flat Section

DASY5 Configuration:

- Probe: EX3DV4 - SN7601; ConvF(7.84, 7.84, 7.84) @ 2441 MHz; Calibrated: 2025/1/15
- Sensor-Surface: 1.4mm (Mechanical Surface Detection)
- Electronics: DAE4 Sn1373; Calibrated: 2024/12/31
- Phantom: SAM-Twin; Type: QD 000 P40 CD; Serial: 1885
- Measurement SW: DASY52, Version 52.10 (4); SEMCAD X Version 14.6.14 (7501)

Bluetooth Body Back/Middle Channel/Area Scan (51x51x1): Interpolated grid: dx=1.200 mm, dy=1.200 mm
Maximum value of SAR (interpolated) = 0.0440 W/kg

Bluetooth Body Back/Middle Channel/Zoom Scan (7x7x7)/Cube 0: Measurement grid: dx=5mm, dy=5mm, dz=5mm
Reference Value = 0.6800 V/m; Power Drift = 0.03 dB
Peak SAR (extrapolated) = 0.0570 W/kg
SAR(1 g) = 0.027 W/kg; SAR(10 g) = 0.012 W/kg
Smallest distance from peaks to all points 3 dB below: Larger than measurement grid (> 15 mm)
Ratio of SAR at M2 to SAR at M1 = 49.4%
Maximum value of SAR (measured) = 0.0447 W/kg

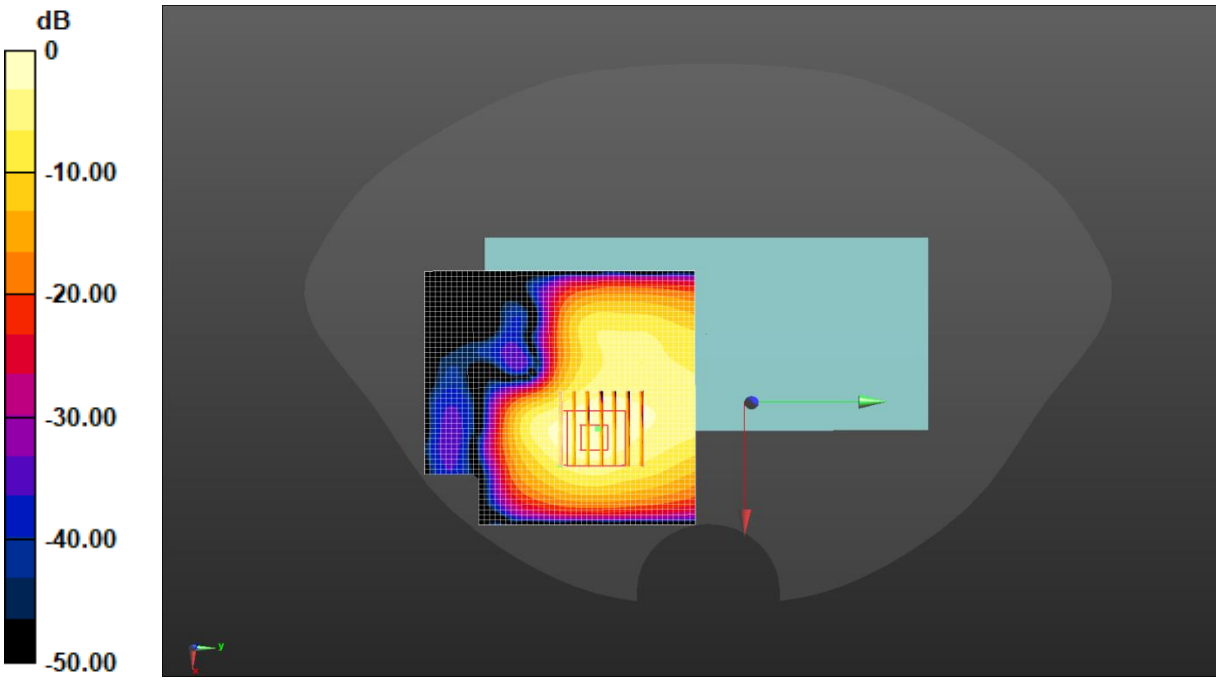

0 dB = 0.0447 W/kg = -13.49 dBW/kg

Test Laboratory: JYTSZ Date: 2025/6/23

DUT: Mobile Phone; Type: KM6; Serial: SZR142500125-2

Communication System: UID 0, GPRS(4 Slots) (0); Frequency: 1880 MHz;Duty Cycle: 1:1.99986
Medium parameters used: f = 1880 MHz; σ = 1.376 S/m; ε_r = 41.065; ρ = 1000 kg/m^3
Phantom section: Flat Section

DASY5 Configuration:

- Probe: EX3DV4 - SN7601; ConvF(8.42, 8.42, 8.42) @ 1880 MHz; Calibrated: 2025/1/15
- Sensor-Surface: 1.4mm (Mechanical Surface Detection)
- Electronics: DAE4 Sn1373; Calibrated: 2024/12/31
- Phantom: SAM-Twin; Type: QD 000 P40 CD; Serial: 1885
- Measurement SW: DASY52, Version 52.10 (4); SEMCAD X Version 14.6.14 (7501)

GPRS 1900 4Slots Body Bottom/Middle Channel/Area Scan (41x61x1):

Interpolated grid: dx=1.500 mm, dy=1.500 mm
Maximum value of SAR (interpolated) = 0.714 W/kg

GPRS 1900 4Slots Body Bottom/Middle Channel/Zoom Scan (5x5x7)/Cube 0:

Measurement grid: dx=8mm, dy=8mm, dz=5mm
Reference Value = 21.31 V/m; Power Drift = 0.06 dB
Peak SAR (extrapolated) = 0.875 W/kg
SAR(1 g) = 0.478 W/kg; SAR(10 g) = 0.257 W/kg
Smallest distance from peaks to all points 3 dB below = 11.2 mm
Ratio of SAR at M2 to SAR at M1 = 55.9%
Maximum value of SAR (measured) = 0.717 W/kg



0 dB = 0.717 W/kg = -1.45 dBW/kg

Test Laboratory: JYTSZ Date: 2025/6/23

DUT: Mobile Phone; Type: KM6; Serial: SZR142500125-2

Communication System: UID 0, UMTS-FDD(WCDMA) (0); Frequency: 1907.6 MHz;Duty Cycle: 1:1
Medium parameters used (interpolated): f = 1907.6 MHz; σ = 1.394 S/m; ε_r = 41.026; ρ = 1000 kg/m^3
Phantom section: Flat Section

DASY5 Configuration:

- Probe: EX3DV4 - SN7601; ConvF(8.42, 8.42, 8.42) @ 1907.6 MHz; Calibrated: 2025/1/15
- Sensor-Surface: 1.4mm (Mechanical Surface Detection)
- Electronics: DAE4 Sn1373; Calibrated: 2024/12/31
- Phantom: SAM-Twin; Type: QD 000 P40 CD; Serial: 1885
- Measurement SW: DASY52, Version 52.10 (4); SEMCAD X Version 14.6.14 (7501)

WCDMA 1900 Body Bottom/High Channel/Area Scan (41x61x1): Interpolated grid: dx=1.500 mm, dy=1.500 mm
Maximum value of SAR (interpolated) = 0.337 W/kg

WCDMA 1900 Body Bottom/High Channel/Zoom Scan (5x5x7)/Cube 0:
Measurement grid: dx=8mm, dy=8mm, dz=5mm
Reference Value = 14.27 V/m; Power Drift = -0.13 dB
Peak SAR (extrapolated) = 0.419 W/kg
SAR(1 g) = 0.221 W/kg; SAR(10 g) = 0.117 W/kg
Smallest distance from peaks to all points 3 dB below = 10.1 mm
Ratio of SAR at M2 to SAR at M1 = 53.9%
Maximum value of SAR (measured) = 0.334 W/kg



0 dB = 0.337 W/kg = -4.73 dBW/kg

Test Laboratory: JYTSZ Date: 2025/6/20

DUT: Mobile Phone; Type: KM6; Serial: SZR142500125-2

Communication System: UID 0, UMTS-FDD(WCDMA) (0); Frequency: 1712.4 MHz;Duty Cycle: 1:1
Medium parameters used (interpolated): f = 1712.4 MHz; σ = 1.342 S/m; ε_r = 41.316; ρ = 1000 kg/m^3
Phantom section: Flat Section

DASY5 Configuration:

- Probe: EX3DV4 - SN7601; ConvF(8.77, 8.77, 8.77) @ 1712.4 MHz; Calibrated: 2025/1/15
- Sensor-Surface: 1.4mm (Mechanical Surface Detection)
- Electronics: DAE4 Sn1373; Calibrated: 2024/12/31
- Phantom: SAM-Twin; Type: QD 000 P40 CD; Serial: 1885
- Measurement SW: DASY52, Version 52.10 (4); SEMCAD X Version 14.6.14 (7501)

WCDMA 1700 Body Bottom/Low Channel/Area Scan (41x61x1): Interpolated grid: dx=1.500 mm, dy=1.500 mm
Maximum value of SAR (interpolated) = 0.926 W/kg

WCDMA 1700 Body Bottom/Low Channel/Zoom Scan (5x5x7)/Cube 0:
Measurement grid: dx=8mm, dy=8mm, dz=5mm
Reference Value = 23.68 V/m; Power Drift = -0.07 dB
Peak SAR (extrapolated) = 1.18 W/kg
SAR(1 g) = 0.638 W/kg; SAR(10 g) = 0.332 W/kg
Smallest distance from peaks to all points 3 dB below = 9.6 mm
Ratio of SAR at M2 to SAR at M1 = 55.6%
Maximum value of SAR (measured) = 0.965 W/kg



0 dB = 0.965 W/kg = -0.15 dBW/kg

Test Laboratory: JYTSZ Date: 2025/6/23

DUT: Mobile Phone; Type: KM6; Serial: SZR142500125-2

Communication System: UID 0, LTE-FDD(USA) 1RB QPSK (0); Frequency: 1900 MHz;Duty Cycle: 1:1
Medium parameters used: f = 1900 MHz; σ = 1.389 S/m; ε_r = 41.036; ρ = 1000 kg/m^3
Phantom section: Flat Section

DASY5 Configuration:

- Probe: EX3DV4 - SN7601; ConvF(8.42, 8.42, 8.42) @ 1900 MHz; Calibrated: 2025/1/15
- Sensor-Surface: 1.4mm (Mechanical Surface Detection)
- Electronics: DAE4 Sn1373; Calibrated: 2024/12/31
- Phantom: SAM-Twin; Type: QD 000 P40 CD; Serial: 1885
- Measurement SW: DASY52, Version 52.10 (4); SEMCAD X Version 14.6.14 (7501)

LTE Band 2 1RB(20MHz) Body Bottom/High Channel/Area Scan (41x61x1):

Interpolated grid: dx=1.500 mm, dy=1.500 mm
Maximum value of SAR (interpolated) = 0.326 W/kg

LTE Band 2 1RB(20MHz) Body Bottom/High Channel/Zoom Scan (5x5x7)/Cube 0: Measurement grid: dx=8mm, dy=8mm, dz=5mm

Reference Value = 14.00 V/m; Power Drift = -0.06 dB
Peak SAR (extrapolated) = 0.396 W/kg
SAR(1 g) = 0.218 W/kg; SAR(10 g) = 0.118 W/kg
Smallest distance from peaks to all points 3 dB below = 11.2 mm
Ratio of SAR at M2 to SAR at M1 = 56.6%
Maximum value of SAR (measured) = 0.318 W/kg

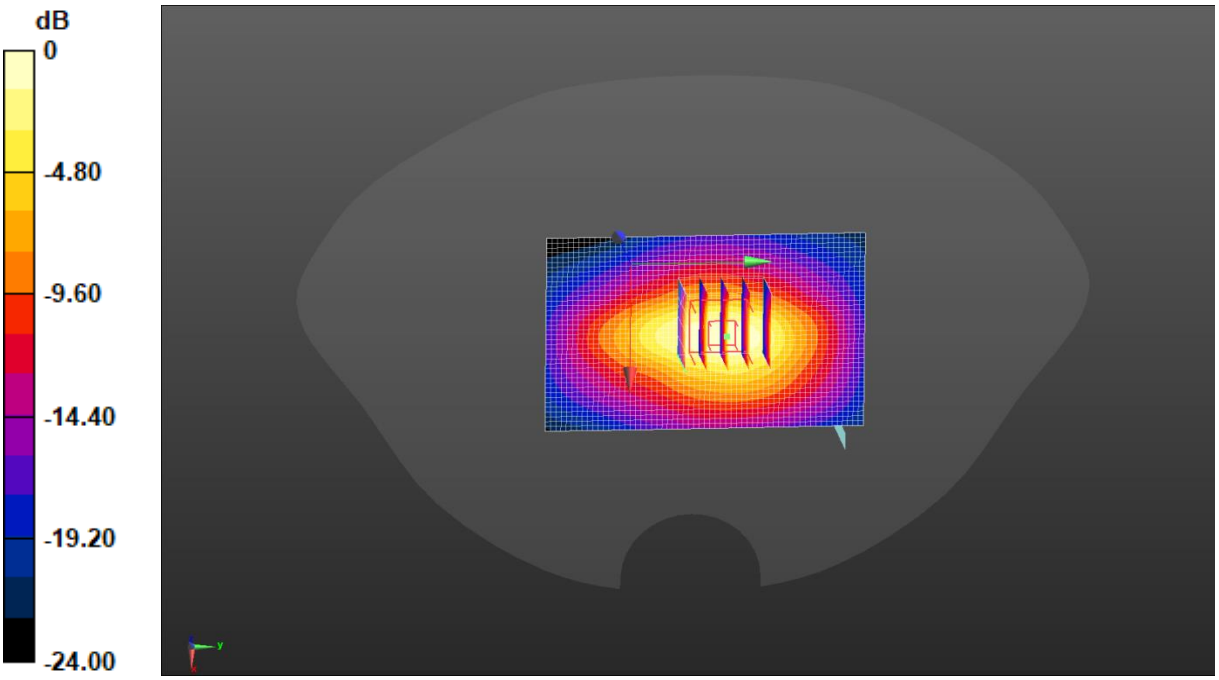

0 dB = 0.326 W/kg = -4.86 dBW/kg

Test Laboratory: JYTSZ Date: 2025/6/20

DUT: Mobile Phone; Type: KM6; Serial: SZR142500125-2

Communication System: UID 0, LTE-FDD(USA) 1RB QPSK (0); Frequency: 1720 MHz;Duty Cycle: 1:1
Medium parameters used: f = 1720 MHz; σ = 1.347 S/m; ε_r = 41.302; ρ = 1000 kg/m^3
Phantom section: Flat Section

DASY5 Configuration:

- Probe: EX3DV4 - SN7601; ConvF(8.77, 8.77, 8.77) @ 1720 MHz; Calibrated: 2025/1/15
- Sensor-Surface: 1.4mm (Mechanical Surface Detection)
- Electronics: DAE4 Sn1373; Calibrated: 2024/12/31
- Phantom: SAM-Twin; Type: QD 000 P40 CD; Serial: 1885
- Measurement SW: DASY52, Version 52.10 (4); SEMCAD X Version 14.6.14 (7501)

LTE Band 4 1RB(20MHz) Body Bottom/Low Channel/Area Scan (41x61x1):

Interpolated grid: dx=1.500 mm, dy=1.500 mm
Maximum value of SAR (interpolated) = 0.977 W/kg

LTE Band 4 1RB(20MHz) Body Bottom/Low Channel/Zoom Scan (5x5x7)/Cube 0:

Measurement grid: dx=8mm, dy=8mm, dz=5mm
Reference Value = 25.42 V/m; Power Drift = -0.13 dB
Peak SAR (extrapolated) = 1.32 W/kg
SAR(1 g) = 0.709 W/kg; SAR(10 g) = 0.369 W/kg
Smallest distance from peaks to all points 3 dB below = 9.3 mm
Ratio of SAR at M2 to SAR at M1 = 56.3%
Maximum value of SAR (measured) = 1.01 W/kg

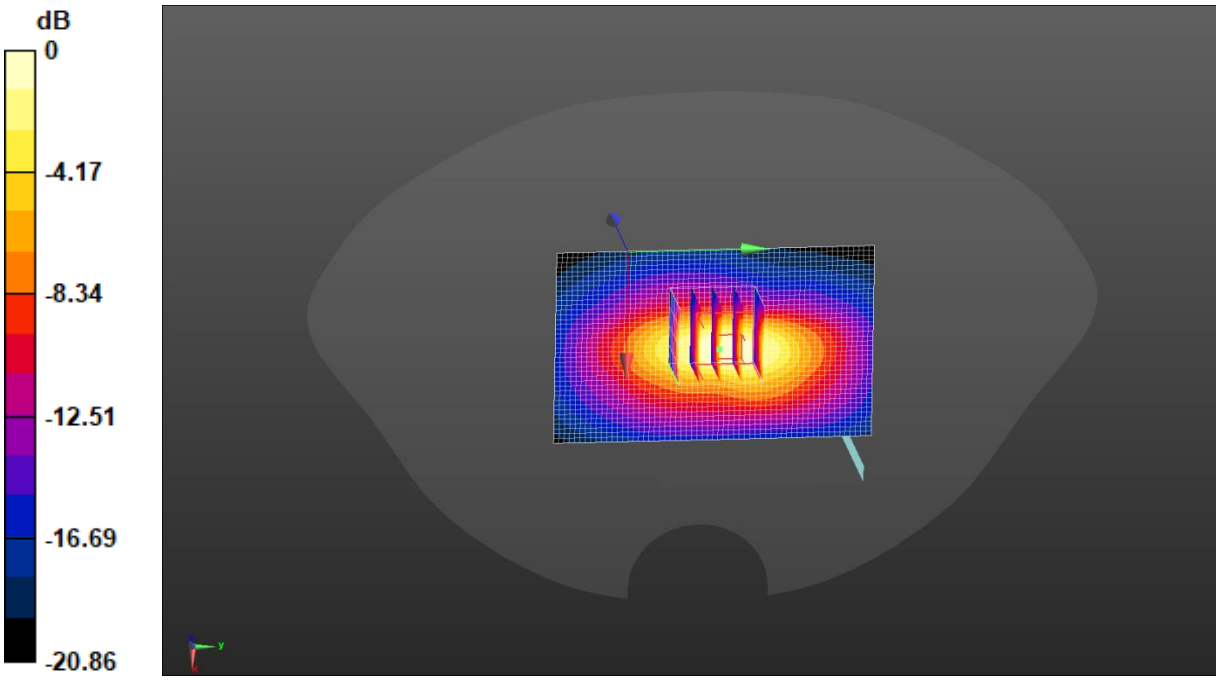

0 dB = 0.977 W/kg = −0.10 dBW/kg

Test Laboratory: JYTSZ Date: 2025/6/24

DUT: Mobile Phone; Type: KM6; Serial: SZR142500125-2

Communication System: UID 0, LTE-FDD(USA) 1RB QPSK (0); Frequency: 2510 MHz;Duty Cycle: 1:1
Medium parameters used: f = 2510 MHz; σ = 1.826 S/m; ε_r = 40.123; ρ = 1000 kg/m^3
Phantom section: Flat Section

DASY5 Configuration:

- Probe: EX3DV4 - SN7601; ConvF(7.84, 7.84, 7.84) @ 2510 MHz; Calibrated: 2025/1/15
- Sensor-Surface: 1.4mm (Mechanical Surface Detection)
- Electronics: DAE4 Sn1373; Calibrated: 2024/12/31
- Phantom: SAM-Twin; Type: QD 000 P40 CD; Serial: 1885
- Measurement SW: DASY52, Version 52.10 (4); SEMCAD X Version 14.6.14 (7501)

LTE Band 7 1RB(20MHz) Body Bottom/Low Channel/Area Scan (41x61x1):

Interpolated grid: dx=1.200 mm, dy=1.200 mm
Maximum value of SAR (interpolated) = 0.835 W/kg

LTE Band 7 1RB(20MHz) Body Bottom/Low Channel/Zoom Scan (7x7x7)/Cube 0:

Measurement grid: dx=5mm, dy=5mm, dz=5mm
Reference Value = 21.39 V/m; Power Drift = 0.05 dB
Peak SAR (extrapolated) = 1.37 W/kg
SAR(1 g) = 0.613 W/kg; SAR(10 g) = 0.273 W/kg
Smallest distance from peaks to all points 3 dB below = 8 mm
Ratio of SAR at M2 to SAR at M1 = 46.2%
Maximum value of SAR (measured) = 1.04 W/kg



0 dB = 0.835 W/kg = −0.78 dBW/kg

Test Laboratory: JYTSZ Date: 2025/6/21

DUT: Mobile Phone; Type: KM6; Serial: SZR142500125-2

Communication System: UID 0, LTE-FDD(USA) 1RB QPSK (0); Frequency: 711 MHz;Duty Cycle: 1:1
Medium parameters used (interpolated): f = 711 MHz; σ = 0.863 S/m; ε_r = 42.841; ρ = 1000 kg/m^3
Phantom section: Flat Section

DASY5 Configuration:

- Probe: EX3DV4 - SN7601; ConvF(10.65, 10.65, 10.65) @ 711 MHz; Calibrated: 2025/1/15
- Sensor-Surface: 1.4mm (Mechanical Surface Detection)
- Electronics: DAE4 Sn1373; Calibrated: 2024/12/31
- Phantom: SAM-Twin; Type: QD 000 P40 CD; Serial: 1885
- Measurement SW: DASY52, Version 52.10 (4); SEMCAD X Version 14.6.14 (7501)

LTE Band 12 1RB(10MHz) Body Right/High Channel/Area Scan (41x61x1):
Interpolated grid: dx=1.500 mm, dy=1.500 mm
Maximum value of SAR (interpolated) = 0.344 W/kg
LTE Band 12 1RB(10MHz) Body Right/High Channel/Zoom Scan (5x5x7)/Cube 0: Measurement grid: dx=8mm, dy=8mm, dz=5mm
Reference Value = 20.22 V/m; Power Drift = -0.05 dB
Peak SAR (extrapolated) = 0.408 W/kg
SAR(1 g) = 0.258 W/kg; SAR(10 g) = 0.177 W/kg
Smallest distance from peaks to all points 3 dB below: Larger than measurement grid (> 16 mm)
Ratio of SAR at M2 to SAR at M1 = 64%
Maximum value of SAR (measured) = 0.345 W/kg

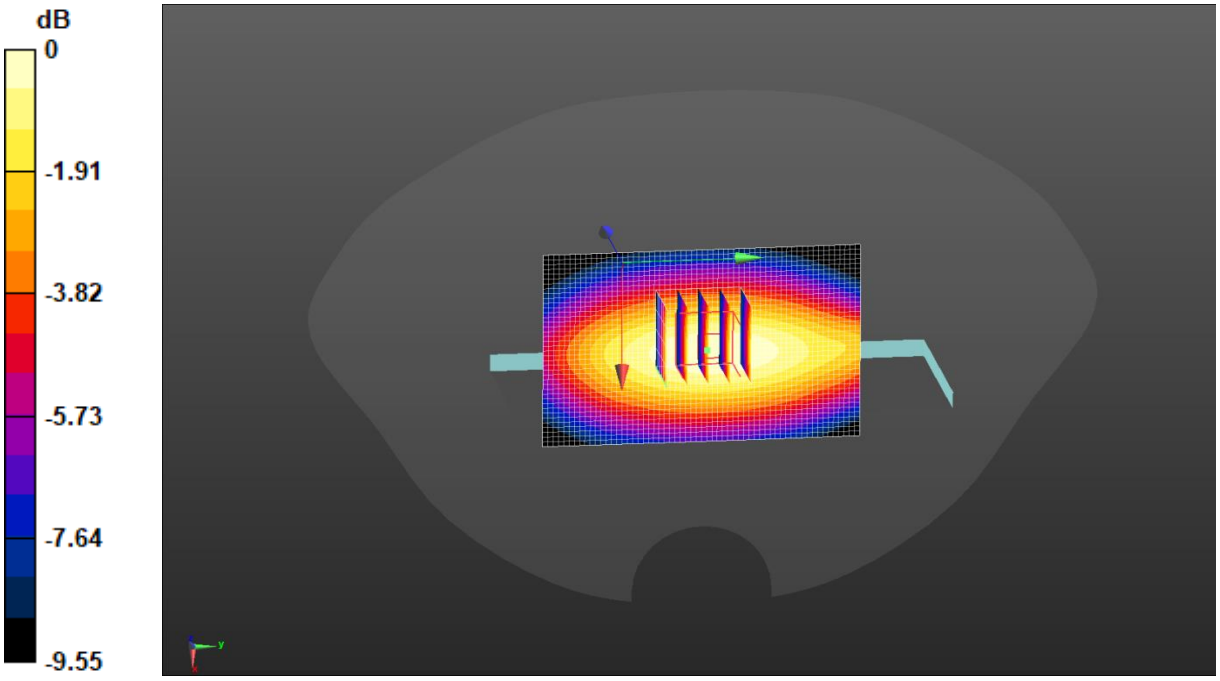

0 dB = 0.345 W/kg = -4.62 dBW/kg

Test Laboratory: JYTSZ Date: 2025/6/21

DUT: Mobile Phone; Type: KM6; Serial: SZR142500125-2

Communication System: UID 0, LTE-FDD(USA) 1RB QPSK (0); Frequency: 782 MHz;Duty Cycle: 1:1
Medium parameters used (interpolated): f = 782 MHz; σ = 0.865 S/m; ε_r = 42.91; ρ = 1000 kg/m^3
Phantom section: Flat Section

DASY5 Configuration:

- Probe: EX3DV4 - SN7601; ConvF(10.65, 10.65, 10.65) @ 782 MHz; Calibrated: 2025/1/15
- Sensor-Surface: 1.4mm (Mechanical Surface Detection)
- Electronics: DAE4 Sn1373; Calibrated: 2024/12/31
- Phantom: SAM-Twin; Type: QD 000 P40 CD; Serial: 1885
- Measurement SW: DASY52, Version 52.10 (4); SEMCAD X Version 14.6.14 (7501)

LTE Band 13 1RB(10MHz) Body Right/Middle Channel/Area Scan (41x61x1):

Interpolated grid: dx=1.500 mm, dy=1.500 mm
Maximum value of SAR (interpolated) = 0.406 W/kg

LTE Band 13 1RB(10MHz) Body Right/Middle Channel/Zoom Scan (5x5x7)/Cube 0:

Measurement grid: dx=8mm, dy=8mm, dz=5mm
Reference Value = 21.94 V/m; Power Drift = -0.06 dB
Peak SAR (extrapolated) = 0.475 W/kg
SAR(1 g) = 0.301 W/kg; SAR(10 g) = 0.206 W/kg
Smallest distance from peaks to all points 3 dB below: Larger than measurement grid (> 16 mm)
Ratio of SAR at M2 to SAR at M1 = 64.2%
Maximum value of SAR (measured) = 0.402 W/kg

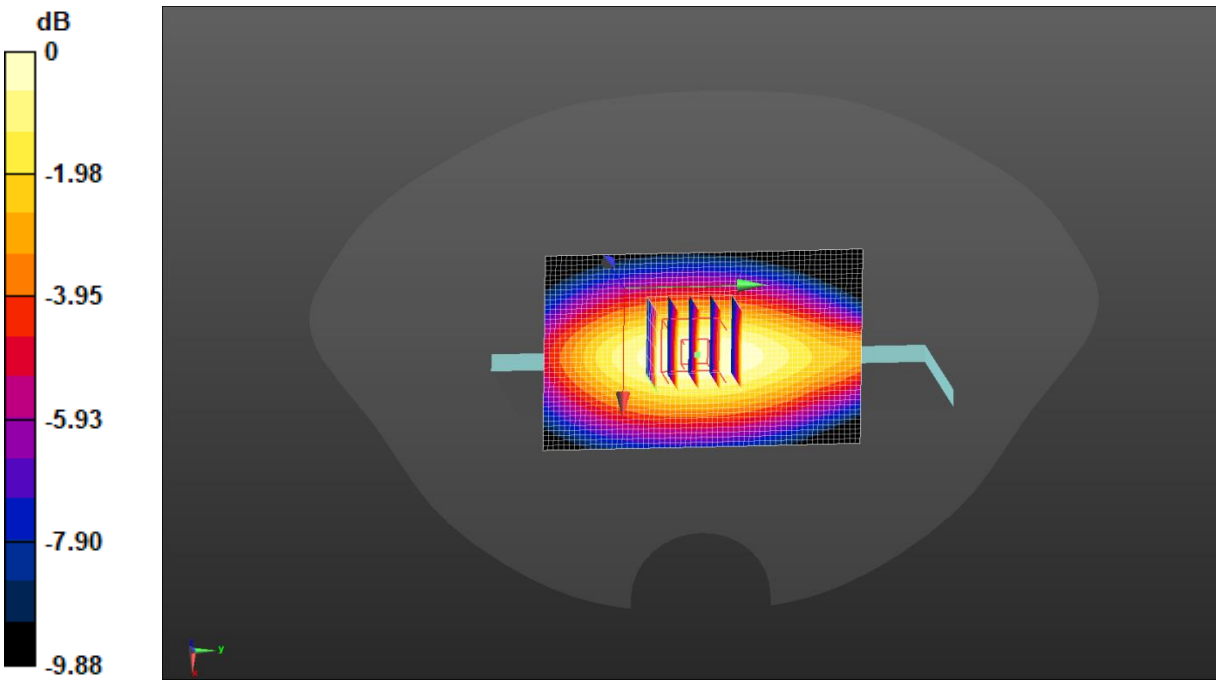

0 dB = 0.402 W/kg = -3.96 dBW/kg

Test Laboratory: JYTSZ Date: 2025/6/21

DUT: Mobile Phone; Type: KM6; Serial: SZR142500125-2

Communication System: UID 0, LTE-FDD(USA) 1RB QPSK (0); Frequency: 710 MHz;Duty Cycle: 1:1
Medium parameters used: f = 710 MHz; σ = 0.863 S/m; ε_r = 42.844; ρ = 1000 kg/m^3
Phantom section: Flat Section

DASY5 Configuration:

- Probe: EX3DV4 - SN7601; ConvF(10.65, 10.65, 10.65) @ 710 MHz; Calibrated: 2025/1/15
- Sensor-Surface: 1.4mm (Mechanical Surface Detection)
- Electronics: DAE4 Sn1373; Calibrated: 2024/12/31
- Phantom: SAM-Twin; Type: QD 000 P40 CD; Serial: 1885
- Measurement SW: DASY52, Version 52.10 (4); SEMCAD X Version 14.6.14 (7501)

LTE Band 17 1RB(10MHz) Body Right/Middle Channel/Area Scan (41x61x1):

Interpolated grid: dx=1.500 mm, dy=1.500 mm
Maximum value of SAR (interpolated) = 0.358 W/kg

LTE Band 17 1RB(10MHz) Body Right/Middle Channel/Zoom Scan (5x5x7)/Cube 0:

Measurement grid: dx=8mm, dy=8mm, dz=5mm
Reference Value = 20.65 V/m; Power Drift = -0.06 dB
Peak SAR (extrapolated) = 0.424 W/kg
SAR(1 g) = 0.268 W/kg; SAR(10 g) = 0.184 W/kg
Smallest distance from peaks to all points 3 dB below: Larger than measurement grid (> 16 mm)
Ratio of SAR at M2 to SAR at M1 = 63.9%
Maximum value of SAR (measured) = 0.359 W/kg

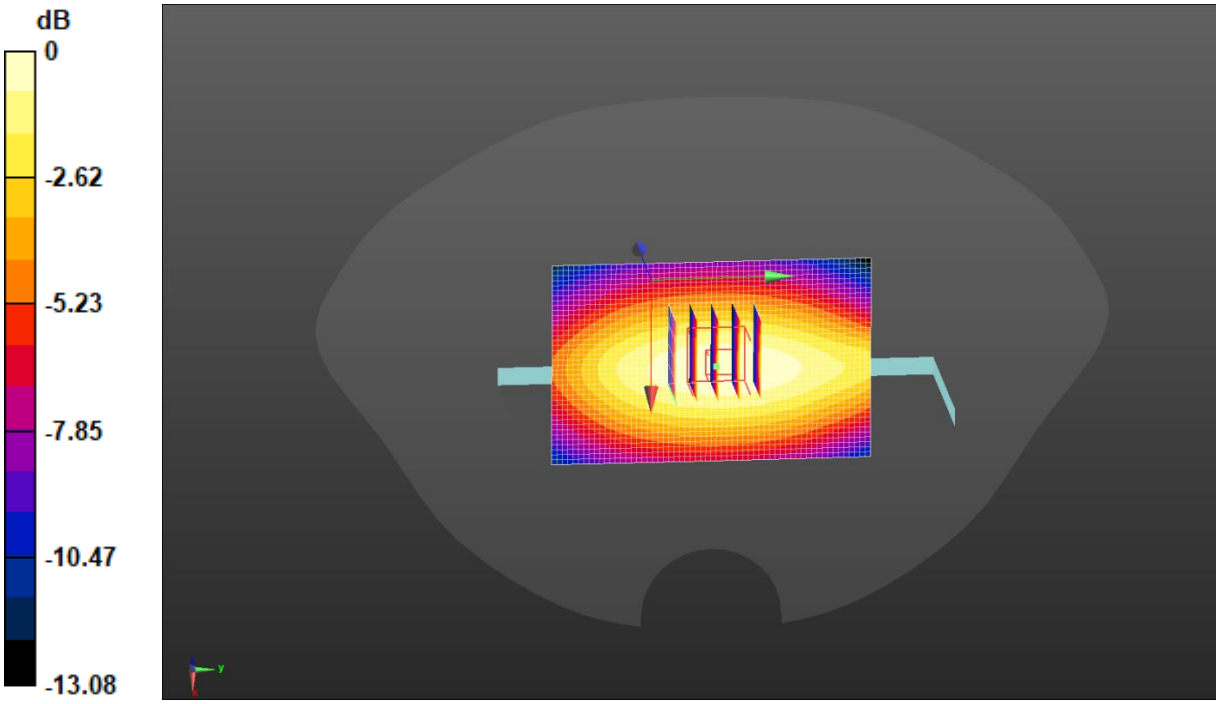

0 dB = 0.358 W/kg = -4.46 dBW/kg

Test Laboratory: JYTSZ Date: 2025/6/24

DUT: Mobile Phone; Type: KM6; Serial: SZR142500125-2

Communication System: UID 0, LTE-TDD(USA) 20MHz 1RB QPSK (0); Frequency: 2610 MHz;Duty Cycle: 1:1.59956
Medium parameters used: f = 2610 MHz; σ = 1.908 S/m; ε_r = 39.956; ρ = 1000 kg/m^3
Phantom section: Flat Section

DASY5 Configuration:

- Probe: EX3DV4 - SN7601; ConvF(7.66, 7.66, 7.66) @ 2610 MHz; Calibrated: 2025/1/15
- Sensor-Surface: 1.4mm (Mechanical Surface Detection)
- Electronics: DAE4 Sn1373; Calibrated: 2024/12/31
- Phantom: SAM-Twin; Type: QD 000 P40 CD; Serial: 1885
- Measurement SW: DASY52, Version 52.10 (4); SEMCAD X Version 14.6.14 (7501)

LTE Band 38 1RB(20MHz) Body Bottom/High Channel/Area Scan (41x61x1):

Interpolated grid: dx=1.200 mm, dy=1.200 mm
Maximum value of SAR (interpolated) = 0.486 W/kg

LTE Band 38 1RB(20MHz) Body Bottom/High Channel/Zoom Scan (7x7x7)/Cube 0:

Measurement grid: dx=5mm, dy=5mm, dz=5mm
Reference Value = 15.69 V/m; Power Drift = 0.08 dB
Peak SAR (extrapolated) = 0.826 W/kg
SAR(1 g) = 0.369 W/kg; SAR(10 g) = 0.168 W/kg
Smallest distance from peaks to all points 3 dB below = 8.9 mm
Ratio of SAR at M2 to SAR at M1 = 45.4%
Maximum value of SAR (measured) = 0.615 W/kg

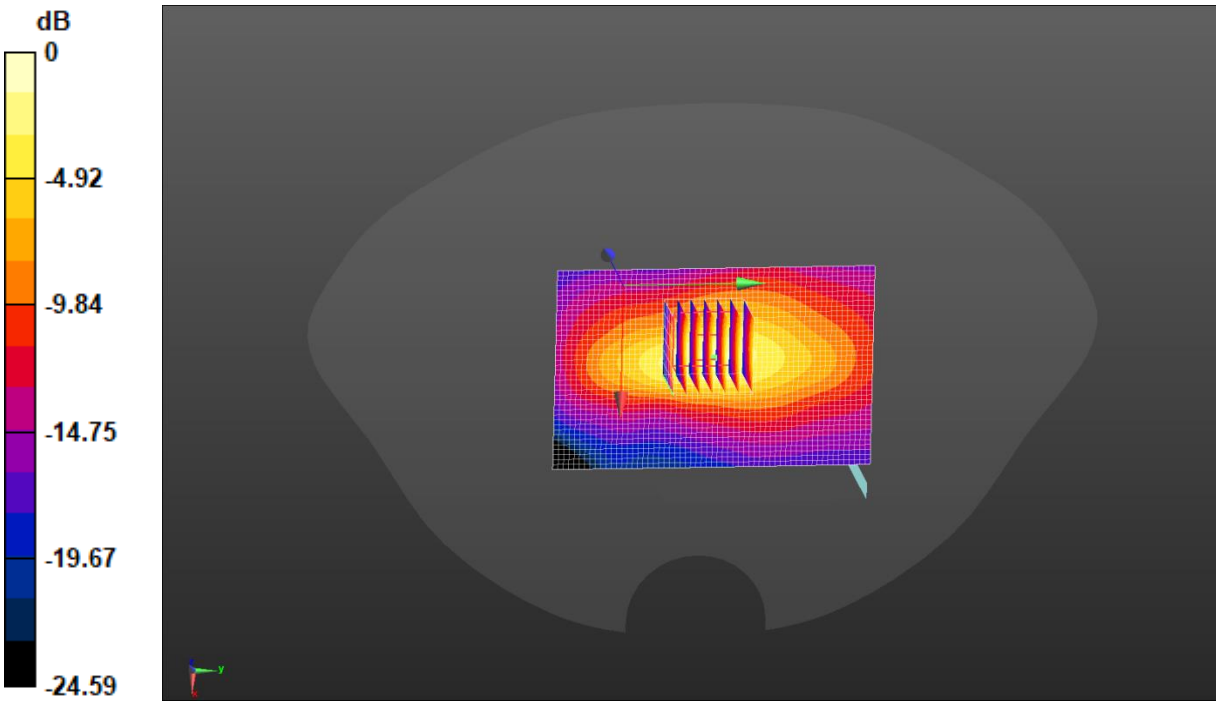

0 dB = 0.615 W/kg = -2.11 dBW/kg

Test Laboratory: JYTSZ Date: 2025/6/20

DUT: Mobile Phone; Type: KM6; Serial: SZR142500125-2

Communication System: UID 0, LTE-FDD(USA) 1RB QPSK (0); Frequency: 1720 MHz;Duty Cycle: 1:1
Medium parameters used: f = 1720 MHz; σ = 1.347 S/m; ε_r = 41.302; ρ = 1000 kg/m^3
Phantom section: Flat Section

DASY5 Configuration:

- Probe: EX3DV4 - SN7601; ConvF(8.77, 8.77, 8.77) @ 1720 MHz; Calibrated: 2025/1/15
- Sensor-Surface: 1.4mm (Mechanical Surface Detection)
- Electronics: DAE4 Sn1373; Calibrated: 2024/12/31
- Phantom: SAM-Twin; Type: QD 000 P40 CD; Serial: 1885
- Measurement SW: DASY52, Version 52.10 (4); SEMCAD X Version 14.6.14 (7501)

LTE Band 66 1RB(20MHz) Body Bottom/Low Channel/Area Scan (41x61x1):

Interpolated grid: dx=1.500 mm, dy=1.500 mm
Maximum value of SAR (interpolated) = 0.833 W/kg

LTE Band 66 1RB(20MHz) Body Bottom/Low Channel/Zoom Scan (5x5x7)/Cube 0:

Measurement grid: dx=8mm, dy=8mm, dz=5mm
Reference Value = 19.57 V/m; Power Drift = 0.02 dB
Peak SAR (extrapolated) = 1.31 W/kg
SAR(1 g) = 0.706 W/kg; SAR(10 g) = 0.365 W/kg
Smallest distance from peaks to all points 3 dB below = 8.6 mm
Ratio of SAR at M2 to SAR at M1 = 55.1%
Maximum value of SAR (measured) = 1.07 W/kg

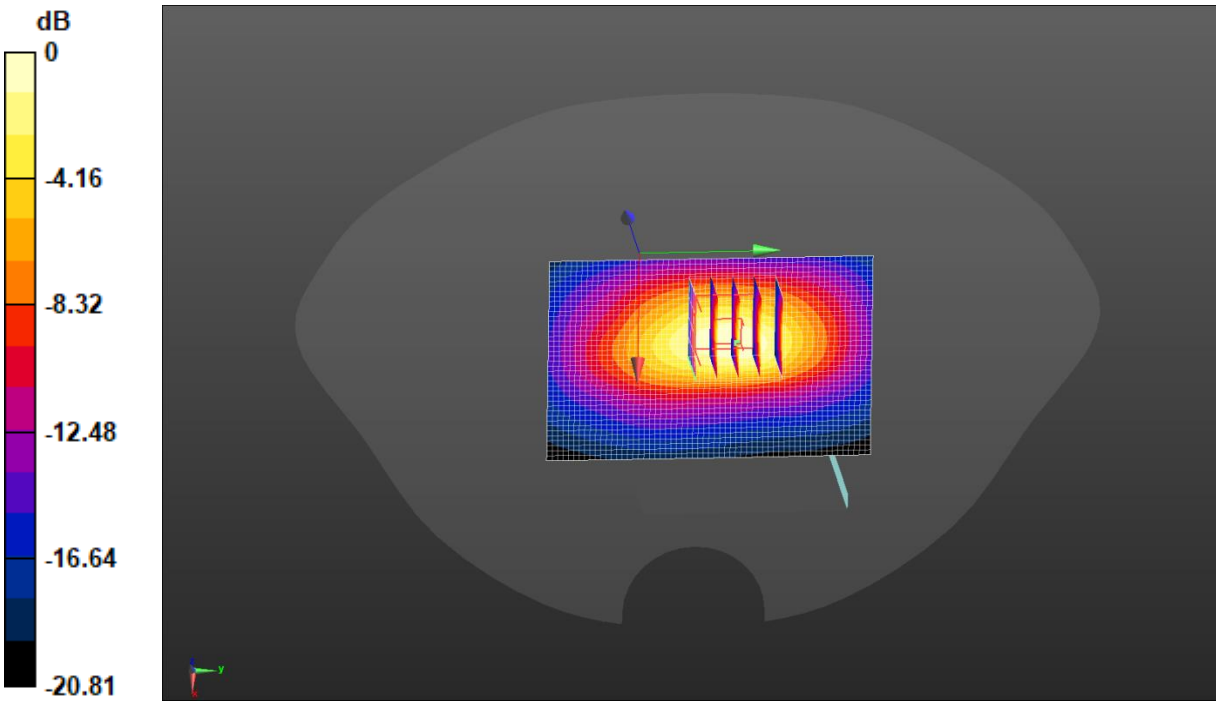

0 dB = 0.833 W/kg = -0.79 dBW/kg

Test Laboratory: JYTSZ Date: 2025/6/25

DUT: Mobile Phone; Type: KM6; Serial: SZR142500125-2

Communication System: UID 0, IEEE 802.11b WiFi 2.4 GHz (DSSS, 1 Mbps) (0);
Frequency: 2437 MHz;Duty Cycle: 1:1
Medium parameters used (interpolated): f = 2437 MHz; σ = 1.766 S/m; ε_r = 40.261; ρ = 1000 kg/m^3
Phantom section: Flat Section

DASY5 Configuration:

- Probe: EX3DV4 - SN7601; ConvF(7.84, 7.84, 7.84) @ 2437 MHz; Calibrated: 2025/1/15
- Sensor-Surface: 1.4mm (Mechanical Surface Detection)
- Electronics: DAE4 Sn1373; Calibrated: 2024/12/31
- Phantom: SAM-Twin; Type: QD 000 P40 CD; Serial: 1885
- Measurement SW: DASY52, Version 52.10 (4); SEMCAD X Version 14.6.14 (7501)

2.4G WiFi Body Right/Middle Channel/Area Scan (41x61x1): Interpolated grid: dx=1.200 mm, dy=1.200 mm
Maximum value of SAR (interpolated) = 0.273 W/kg

2.4G WiFi Body Right/Middle Channel/Zoom Scan (7x7x7)/Cube 0:
Measurement grid: dx=5mm, dy=5mm, dz=5mm
Reference Value = 6.793 V/m; Power Drift = 0.10 dB
Peak SAR (extrapolated) = 0.349 W/kg
SAR(1 g) = 0.160 W/kg; SAR(10 g) = 0.068 W/kg
Smallest distance from peaks to all points 3 dB below = 7 mm
Ratio of SAR at M2 to SAR at M1 = 49.4%
Maximum value of SAR (measured) = 0.282 W/kg

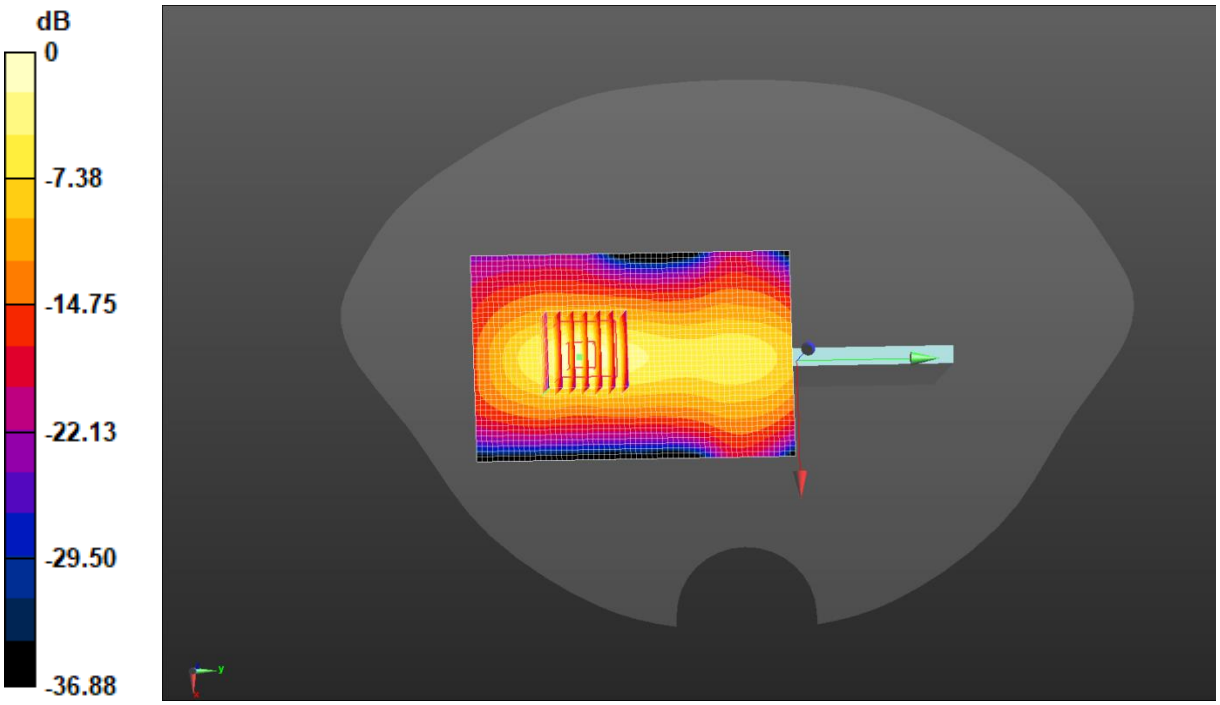

0 dB = 0.282 W/kg = -5.49 dBW/kg

Test Laboratory: JYTSZ Date: 2025/6/30

DUT: Mobile Phone; Type: KM6; Serial: SZR142500125-2

Communication System: UID 0, IEEE 802.11a WiFi 5GHz (0); Frequency: 5785 MHz;Duty Cycle: 1:1
Medium parameters used (interpolated): f = 5785 MHz; σ = 5.181 S/m; ε_r = 35.795; ρ = 1000 kg/m^3
Phantom section: Flat Section

DASY5 Configuration:

- Probe: EX3DV4 - SN7601; ConvF(5.07, 5.07, 5.07) @ 5785 MHz; Calibrated: 2025/1/15
- Sensor-Surface: 1.4mm (Mechanical Surface Detection)
- Electronics: DAE4 Sn1373; Calibrated: 2024/12/31
- Phantom: SAM-Twin; Type: QD 000 P40 CD; Serial: 1885
- Measurement SW: DASY52, Version 52.10 (4); SEMCAD X Version 14.6.14 (7501)

5.8G WiFi Body Top/Middle Channel/Area Scan (41x61x1): Interpolated grid: dx=1.000 mm, dy=1.000 mm
Maximum value of SAR (interpolated) = 0.383 W/kg

5.8G WiFi Body Top/Middle Channel/Zoom Scan (7x7x7)/Cube 0: Measurement grid: dx=4mm, dy=4mm, dz=2mm
Reference Value = 9.025 V/m; Power Drift = -0.02 dB
Peak SAR (extrapolated) = 1.64 W/kg
SAR(1 g) = 0.153 W/kg; SAR(10 g) = 0.048 W/kg
Smallest distance from peaks to all points 3 dB below = 10.7 mm
Ratio of SAR at M2 to SAR at M1 = 45.4%
Maximum value of SAR (measured) = 0.373 W/kg



0 dB = 0.373 W/kg = -4.28 dBW/kg

Test Laboratory: JYTSZ Date: 2025/6/25

DUT: Mobile Phone; Type: KM6; Serial: SZR142500125-2

Communication System: UID 0, Bluetooth (0); Frequency: 2441 MHz;Duty Cycle: 1:1
Medium parameters used (interpolated): f = 2441 MHz; σ = 1.769 S/m; ε_r = 40.253; ρ = 1000 kg/m^3
Phantom section: Flat Section

DASY5 Configuration:

- Probe: EX3DV4 - SN7601; ConvF(7.84, 7.84, 7.84) @ 2441 MHz; Calibrated: 2025/1/15
- Sensor-Surface: 1.4mm (Mechanical Surface Detection)
- Electronics: DAE4 Sn1373; Calibrated: 2024/12/31
- Phantom: SAM-Twin; Type: QD 000 P40 CD; Serial: 1885
- Measurement SW: DASY52, Version 52.10 (4); SEMCAD X Version 14.6.14 (7501)

Bluetooth Body Right/Middle Channel/Area Scan (41x61x1): Interpolated grid: dx=1.200 mm, dy=1.200 mm
Maximum value of SAR (interpolated) = 0.0867 W/kg

Bluetooth Body Right/Middle Channel/Zoom Scan (7x7x7)/Cube 0:
Measurement grid: dx=5mm, dy=5mm, dz=5mm
Reference Value = 4.053 V/m; Power Drift = 0.07 dB
Peak SAR (extrapolated) = 0.123 W/kg
SAR(1 g) = 0.057 W/kg; SAR(10 g) = 0.024 W/kg
Smallest distance from peaks to all points 3 dB below: Larger than measurement grid (> 15 mm)
Ratio of SAR at M2 to SAR at M1 = 48.9%
Maximum value of SAR (measured) = 0.0973 W/kg

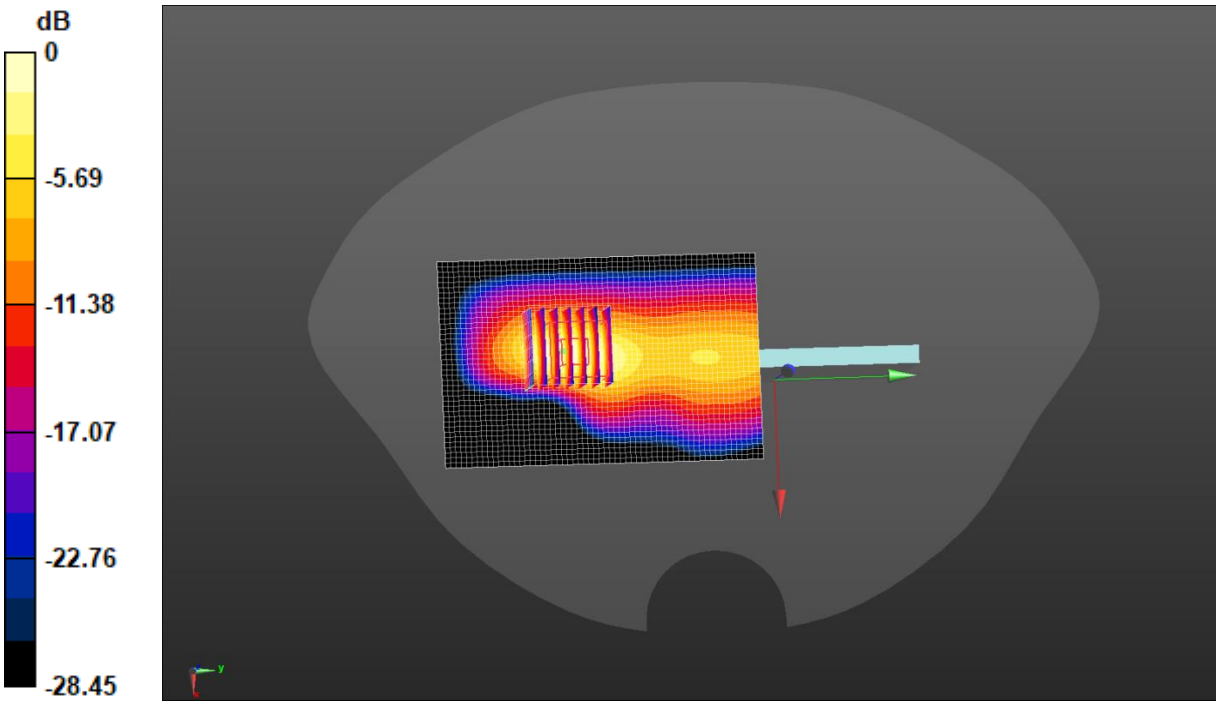

0 dB = 0.0973 W/kg = -10.12 dBW/kg

------End of Report------