FCC RF Test Report

APPLICANT	:	Nokia Shanghai Bell Co. Ltd.
EQUIPMENT	:	Nokia FastMile 5G Gateway 3.2
BRAND NAME	:	Nokia
MODEL NAME	:	5G16-12W-A
FCC ID	:	2ADZR5G1612WA
STANDARD	:	47 CFR Part 2, 22, 24, 27
CLASSIFICATION	:	PCS Licensed Transmitter (PCB)
TEST DATE(S)	:	Nov. 20, 2021 ~ Jan. 20, 2022

We, Sporton International Inc. (Kunshan), would like to declare that the tested sample has been evaluated in accordance with the procedures given in ANSI C63.26-2015 and shown compliance with the applicable technical standards.

This report contains data that were produced under subcontract by Sporton International Inc. (Shenzhen).

The test results in this report apply exclusively to the tested model / sample. Without written approval of Sporton International Inc. (Kunshan), the test report shall not be reproduced except in full.

Jason Jia

Reviewed by: Jason Jia / Supervisor

Alex wang

Approved by: Alex Wang / Manager

ACCREDITED
Cert #5145.02

Sporton International Inc. (Kunshan)
No. 1098, Pengxi North Road, Kunshan Economic Development Zone Jiangsu Province 215300 People's Republic of China

TABLE OF CONTENTS

REVISION HISTORY **3**

SUMMARY OF TEST RESULT **4**

1 GENERAL DESCRIPTION **5**

1.1 Applicant 5
1.2 Manufacturer 5
1.3 Product Feature of Equipment Under Test 5
1.4 Product Specification of Equipment Under Test 6
1.5 Modification of EUT 6
1.6 Maximum ERP/EIRP Power and Emission Designator 7
1.7 Testing Location 9
1.8 Test Software 9
1.9 Applicable Standards 10

2 TEST CONFIGURATION OF EQUIPMENT UNDER TEST **11**

2.1 Test Mode 11
2.2 Connection Diagram of Test System 13
2.3 Support Unit used in test configuration and system 13
2.4 Measurement Results Explanation Example 13
2.5 Frequency List of Low/Middle/High Channels 14

3 CONDUCTED TEST ITEMS **17**

3.1 Measuring Instruments 17
3.2 Test Setup 17
3.3 Test Result of Conducted Test 17
3.4 Conducted Output Power and ERP/EIRP 18
3.5 Peak-to-Average Ratio 19
3.6 Occupied Bandwidth 20
3.7 Conducted Band Edge 21
3.8 Conducted Spurious Emission 23
3.9 Frequency Stability 24

4 RADIATED TEST ITEMS **25**

4.1 Measuring Instruments 25
4.2 Test Setup 25
4.3 Test Result of Radiated Test 26
4.4 Radiated Spurious Emission 27

5 LIST OF MEASURING EQUIPMENT **28**

6 UNCERTAINTY OF EVALUATION **29**

APPENDIX A. TEST RESULTS OF CONDUCTED TEST

APPENDIX B. TEST RESULTS OF RADIATED TEST

APPENDIX C. TEST SETUP PHOTOGRAPHS

REVISION HISTORY

REPORT NO.	VERSION	DESCRIPTION	ISSUED DATE
FG1O2908F	Rev. 01	Initial issue of report	Jan. 20, 2022

SUMMARY OF TEST RESULT

Report Section	FCC Rule	Description	Limit	Result	Remark
3.4	§2.1046	Conducted Output Power	Reporting Only	PASS	-
	§22.913(a)(5)	Effective Radiated Power (5G NR n5)	ERP < 7 Watt		
	§27.50(c)(1)	Effective Radiated Power (5G NR n12) (5G NR n71)	ERP < 1000 Watt		
	§24.232(c)	Equivalent Isotropic Radiated Power (5G NR n2, n25)	EIRP < 2Watt		
	§27.50(d)(4)	Equivalent Isotropic Radiated Power (5G NR n66)	EIRP < 1Watt		
3.5	§24.232(d)	Peak-to-Average Ratio	<13 dB	PASS	-
3.6	§2.1049	Occupied Bandwidth	Reporting Only	PASS	-
3.7	§2.1051 §22.917(a) §24.238(a) §27.53(h) §27.53(g)	Conducted Band Edge Measurement (5G NR n5) (5G NR n2, n25) (5G NR n12) (5G NR n66) (5G NR n71)	< 43+10log10(P[Watts])	PASS	-
3.8	§2.1051 §22.917(a) §24.238(a) §27.53(h) §27.53(g)	Conducted Spurious Emission (5G NR n5) (5G NR n2, n25) (5G NR n12) (5G NR n66) (5G NR n71)	< 43+10log10(P[Watts])	PASS	-
3.9	§2.1055 §22.355	Frequency Stability Temperature & Voltage	< 2.5 ppm for Part 22	PASS	-
	§24.235 §27.54		Within Authorized Band		
4.4	§2.1053 §22.917(a) §24.238(a) §27.53(h) §27.53(g)	Radiated Spurious Emission (5G NR n5) (5G NR n2, n25) (5G NR n12) (5G NR n66) (5G NR n71)	< 43+10$\log_{10}$(P[Watts])	PASS	Under limit 31.20 dB at 3750.000 MHz

Declaration of Conformity:
The test results with all measurement uncertainty excluded are presented in accordance with the regulation limits or requirements declared by manufacturers.
Comments and Explanations:
The declared of product specification for EUT presented in the report are provided by the manufacturer, and the manufacturer takes all the responsibilities for the accuracy of product specification.

1 General Description

1.1 Applicant

Nokia Shanghai Bell Co. Ltd.
No. 388, Ningqiao Rd. Pilot Free Trade Zone, Shanghai 201206, China

1.2 Manufacturer

Nokia Solutions and Networks Oy
Karakaari 7 02610 Espoo Finland

1.3 Product Feature of Equipment Under Test

Product Feature	
Equipment	Nokia FastMile 5G Gateway 3.2
Brand Name	Nokia
Model Name	5G16-12W-A
FCC ID	2ADZR5G1612WA
HW Version	3TG01797A
SW Version	5GGW3-OMNI-1_D210400Bh3T0301E0156
EUT Stage	Identical Prototype

Remark:

1. Only 5G NR bands are tested in this report, all the other RF bands are tested in the other reports separately.
2. Pre-scanned harmonic for USIM and eSIM sample, we choose the worse mode of the USIM sample to test.
3. There are two types of EUT: sample 1 with 1st source antenna and sample 2 with 2nd source antenna. According to the difference, we chose sample 1 to perform full test and sample 2 to verify the worst cases of RSE.

1.4 Product Specification of Equipment Under Test

Standards-related Product Specification	
Tx Frequency	5G NR n2 : 1850 MHz ~ 1910 MHz 5G NR n5 : 824 MHz ~ 849 MHz 5G NR n12: 699 MHz ~ 716 MHz 5G NR n25 : 1850 MHz ~ 1915 MHz 5G NR n66 : 1710 MHz ~ 1755 MHz 5G NR n71: 663 MHz ~ 698 MHz
Rx Frequency	5G NR n2 : 1930 MHz ~ 1990 MHz 5G NR n5 : 869 MHz ~ 894 MHz 5G NR n12: 729 MHz ~ 746 MHz 5G NR n25 : 1930 MHz ~ 1995 MHz 5G NR n66 : 2110 MHz~ 2155 MHz 5G NR n71: 617 MHz ~ 652 MHz
SCS	n2, n5, n12, n25, n66, n71: 15kHz / 30kHz
Bandwidth	SCS 15kHz: n2, n5, n25, n71: 5MHz / 10MHz / 15MHz / 20MHz n12: 5MHz / 10MHz / 15MHz n66: 5MHz / 10MHz / 15MHz / 20MHz /40MHz SCS 30kHz: n2, n5, n25, n71: 10MHz / 15MHz / 20MHz n12: 10MHz / 15MHz n66: 10MHz / 15MHz / 20MHz
Antenna Gain	**<Ant. 0>** 5G NR n2 : 2.00 dBi 5G NR n5 : 0.9 dBi 5G NR n12: 2.24 dBi 5G NR n25 : 2.00 dBi 5G NR n66 : 2.70 dBi 5G NR n71: 2.24 dBi
Type of Modulation	CP-OFDM: QPSK / 16QAM / 64QAM / 256QAM DFT-s-OFDM: PI/2 BPSK / QPSK / 16QAM / 64QAM / 256QAM

Remark:

1. 5G NR Band supports SA and NSA mode for SCS 15kHz/30kHz. According to the maximum power between SA and NSA mode, NSA covers SA mode for 5G NR n2/5/12/25/66/71.
2. The EN-DC mode combination could be referred to the product spec.
3. 5G NR n2/5/12/25/66/71 SCS 15kHz covers SCS 30kHz.

1.5 Modification of EUT

No modifications are made to the EUT during all test items.

1.6 Maximum ERP/EIRP Power and Emission Designator

5G NR n2 (EN DC_5A-n2A)		PI/2 BPSK / QPSK		16QAM / 64QAM / 256QAM	
BW (MHz)	Frequency Range (MHz)	Maximum EIRP(W)	Emission Designator (99%OBW)	Maximum EIRP(W)	Emission Designator (99%OBW)
5	1852.5 ~ 1907.5	0.3715	4M46G7D	0.2958	4M47W7D
10	1855.0 ~ 1905.0	0.3698	9M26G7D	0.2951	9M29W7D
15	1857.5 ~ 1902.5	0.3681	14M1G7D	0.2951	14M1W7D
20	1860.0 ~ 1900.0	0.3802	18M9G7D	0.2951	18M9W7D

5G NR n5 (EN DC_2A-n5A)		PI/2 BPSK / QPSK		16QAM / 64QAM / 256QAM	
BW (MHz)	Frequency Range (MHz)	Maximum ERP(W)	Emission Designator (99%OBW)	Maximum ERP(W)	Emission Designator (99%OBW)
5	826.5 ~ 846.5	0.1622	4M48G7D	0.1312	4M46W7D
10	829.0 ~ 844.0	0.1622	9M27G7D	0.1321	9M29W7D
15	831.5 ~ 841.5	0.1629	14M1G7D	0.1300	14M1W7D
20	834.0 ~ 839.0	0.1679	18M9G7D	0.1309	18M9W7D

5G NR n12 (EN DC_2A-n12A)		PI/2 BPSK / QPSK		16QAM / 64QAM / 256QAM	
BW (MHz)	Frequency Range (MHz)	Maximum ERP(W)	Emission Designator (99%OBW)	Maximum ERP(W)	Emission Designator (99%OBW)
5	701.5 ~ 713.5	0.2500	4M48G7D	0.1995	4M48W7D
10	704.0 ~ 711.0	0.2489	9M26G7D	0.1995	9M28W7D
15	706.5 ~ 708.5	0.2506	14M1G7D	0.1986	14M1W7D

5G NR n25 (EN DC_12A-n25A)		PI/2 BPSK / QPSK		16QAM / 64QAM / 256QAM	
BW (MHz)	Frequency Range (MHz)	Maximum EIRP(W)	Emission Designator (99%OBW)	Maximum EIRP(W)	Emission Designator (99%OBW)
5	1852.5 ~ 1912.5	0.3784	4M46G7D	0.3048	4M47W7D
10	1855.0 ~ 1910.0	0.3846	9M26G7D	0.3133	9M29W7D
15	1857.5 ~ 1907.5	0.3890	14M1G7D	0.3069	14M1W7D
20	1860.0 ~ 1905.0	0.3926	18M9G7D	0.3119	18M9W7D

5G NR n66 (EN DC_2A-n66A)		PI/2 BPSK / QPSK		16QAM / 64QAM / 256QAM	
BW (MHz)	Frequency Range (MHz)	Maximum EIRP(W)	Emission Designator (99%OBW)	Maximum EIRP(W)	Emission Designator (99%OBW)
5	1712.5 ~ 1752.5	0.4477	4M48G7D	0.3556	4M47W7D
10	1715.0 ~ 1750.0	0.4529	9M29G7D	0.3581	9M31W7D
15	1717.5 ~ 1747.5	0.4634	14M1G7D	0.3664	14M1W7D
20	1720.0 ~ 1745.0	0.4613	18M9G7D	0.3639	19M0W7D
40	1730.0 ~ 1735.0	0.4645	38M6G7D	0.3597	38M6W7D

5G NR n71 (EN DC_2A-n71A)		PI/2 BPSK / QPSK		16QAM / 64QAM / 256QAM	
BW (MHz)	Frequency Range (MHz)	Maximum ERP(W)	Emission Designator (99%OBW)	Maximum ERP(W)	Emission Designator (99%OBW)
5	665.5 ~ 695.5	0.2203	4M48G7D	0.1837	4M47W7D
10	668.0 ~ 693.0	0.2158	9M27G7D	0.1832	9M29W7D
15	670.5 ~ 690.5	0.2158	14M1G7D	0.1828	14M1W7D
20	673.0 ~ 688.0	0.2168	18M9G7D	0.1841	18M9W7D

Note:

1. 5G NR Band n25 overlaps the entire frequency range of Band n2. Therefore, the conducted test results provided in this report covers Band n25 as well as Band n2
2. All modulations have been tested, only the worst test results of PSK & QAM are shown in the report.

1.7 Testing Location

Sporton International Inc. (Kunshan) is accredited to ISO/IEC 17025:2017 by American Association for Laboratory Accreditation with Certificate Number 5145.02.

Test Firm	Sporton International Inc. (Kunshan)		
Test Site Location	No. 1098, Pengxi North Road, Kunshan Economic Development Zone Jiangsu Province 215300 People's Republic of China TEL : +86-512-57900158 FAX : +86-512-57900958		
Test Site No.	**Sporton Site No.**	**FCC Designation No.**	**FCC Test Firm Registration No.**
	03CH04-KS	CN1257	314309

Sporton International Inc. (Shenzhen) is accredited to ISO/IEC 17025:2017 by American Association for Laboratory Accreditation with Certificate Number 5145.01.

Test Firm	Sporton International Inc. (Shenzhen)		
Test Site Location	1/F, 2/F, Bldg 5, Shiling Industrial Zone, Xinwei Village, Xili, Nanshan, Shenzhen, 518055 People's Republic of China TEL: +86-755-86379589 FAX: +86-755-86379595		
Test Site No.	**Sporton Site No.**	**FCC Designation No.**	**FCC Test Firm Registration No.**
	TH01-SZ	CN1256	421272

Test data subcontracted: Conducted test case in section 3 of this report

1.8 Test Software

Item	Site	Manufacturer	Name	Version
1.	03CH04-KS	AUDIX	E3	6.2009-8-24a

1.9 Applicable Standards

According to the specifications of the manufacturer, the EUT must comply with the requirements of the following standards:

- 47 CFR Part 2, 22, 24, 27
- ANSI C63.26-2015
- FCC KDB 971168 D01 Power Meas License Digital Systems v03r01
- FCC KDB 412172 D01 Determining ERP and EIRP v01r01

Remark:

All test items were verified and recorded according to the standards and without any deviation during the test.

2 Test Configuration of Equipment Under Test

2.1 Test Mode

Antenna port conducted and radiated test items are performed according to KDB 971168 D01 Power Meas License Digital Systems v03r01 with maximum output power.

For radiated measurement, pre-scanned in three orthogonal panels, X, Y, Z. The worst cases (Y plane) were recorded in this report.

The device is investigated from 30MHz to 10 times of fundamental signal for radiated spurious emission test under different RB size/offset and modulations in exploratory test. Subsequently, only the worst case emissions are reported.

Orthogonal Planes of EUT	X Plane	Y Plane	Z Plane

Test Items	5G NR	Bandwidth (MHz)						Modulation					RB #		Test Channel		
		5	10	15	20	40	100	PI/2 BPSK	QPSK	16QAM	64QAM	256QAM	1	Full	L	M	H
Max. Output Power	n2	v	v	v	v	-	-	v	v	v	v	v	v	v	v	v	v
	n5	v	v	v	v	-	-	v	v	v	v	v	v	v	v	v	v
	n12	v	v	v	-	-	-	v	v	v	v	v	v	v	v	v	v
	n25	v	v	v	v	-	-	v	v	v	v	v	v	v	v	v	v
	n66	v	v	v	v	v	-	v	v	v	v	v	v	v	v	v	v
	n71	v	v	v	v	-	-	v	v	v	v	v	v	v	v	v	v
Peak-to-Average Ratio	n5				v	-	-	v	v				v	v	v	v	v
	n12			v	-	-	-	v	v				v	v	v	v	v
	n25				v	-	-	v	v				v	v	v	v	v
	n66				v	-	-	v	v				v	v	v	v	v
	n71				v	-	-	v	v				v	v	v	v	v
26dB and 99% Bandwidth	n5	v	v	v	v	-	-	v	v	v	v	v		v		v	
	n12	v	v	v		-	-	v	v	v	v	v		v		v	
	n25	v	v	v	v	-	-	v	v	v	v	v		v		v	
	n66	v	v	v	v	v	-	v	v	v	v	v		v		v	
	n71	v	v	v	v	-	-	v	v	v	v	v		v		v	

Test Items	Band	Bandwidth (MHz)						Modulation					RB #		Test Channel		
		5	10	15	20	40	100	PI/2 BPSK	QPSK	16QAM	64QAM	256QAM	1	Full	L	M	H
Conducted Band Edge	n5	v	v		v	-	-	v	v				v	v	v		v
	n12	v	v	v		-	-	v	v				v	v	v		v
	n25	v	v		v	-	-	v	v				v	v	v		v
	n66	v		v		v	-	v	v				v	v	v		v
	n71	v	v		v	-	-	v	v				v	v	v		v
Conducted Spurious Emission	n5	v	v		v	-	-	v	v				v	v	v	v	v
	n12	v	v	v		-	-	v	v				v	v	v	v	v
	n25	v	v		v	-	-	v	v				v	v	v	v	v
	n66	v		v		v	-	v	v				v	v	v	v	v
	n71	v	v		v	-	-	v	v				v	v	v	v	v
Frequency Stability	n5				v	-	-		v					v		v	
	n12			v		-	-		v					v		v	
	n25				v	-	-		v					v		v	
	n66					v	-		v					v		v	
	n71				v	-	-		v					v		v	
E.R.P / E.I.R.P	n5	v	v	v	v	-	-	v	v	v	v	v	v	v	v	v	v
	n12	v	v	v		-	-	v	v	v	v	v	v	v	v	v	v
	n25	v	v	v	v	-	-	v	v	v	v	v	v	v	v	v	v
	n66	v	v	v	v	v	-	v	v	v	v	v	v	v	v	v	v
	n71	v	v	v	v	-	-	v	v	v	v	v	v	v	v	v	v
Radiated Spurious Emission	n5	Worst Case														v	
	n12	Worst Case														v	
	n25	Worst Case														v	
	n66	Worst Case														v	
	n71	Worst Case														v	
Note	1. The mark "**v** " means that this configuration is chosen for testing 2. The mark "-" means that this bandwidth is not supported. 3. The device is investigated from 30MHz to 10 times of fundamental signal for radiated spurious emission test under different RB size/offset and modulations in exploratory test. Subsequently, only the worst case emissions are reported. 4. For modulation of CP-OFDM and DFT-s-OFDM , the maximum power of CP-OFDM is lower than DFT-s-OFDM modulation, therefore, we chose higher power (DFT-s-OFDM modulation) to perform all tests and show in the report. 5. All modulations (BPSK/QPSK/16QAM/64QAM/256QAM) have been tested, and only the worst test results are shown in the report .															

2.2 Connection Diagram of Test System

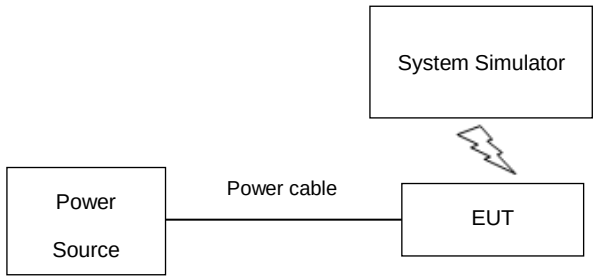

This example is connection diagram of EUT test configurations.

. For detail, please refer to test mode configuration and setup photographs for each

2.3 Support Unit used in test configuration and system

Item	Equipment	Trade Name	Model No.	FCC ID	Data Cable	Power Cord
1.	DC Power Supply	GW	GPS-3030D	N/A	N/A	Unshielded, 1.8 m
2.	LTE Base Station	Anritsu	MT8821C	N/A	N/A	Unshielded, 1.8 m
3.	NR Base Station	Anritsu	MT8000A	N/A	N/A	Unshielded, 1.8 m

2.4 Measurement Results Explanation Example

For all conducted test items:

The offset level is set in the spectrum analyzer to compensate the RF cable loss and attenuator factor between EUT conducted output port and spectrum analyzer. With the offset compensation, the spectrum analyzer reading level is exactly the EUT RF output level.

The spectrum analyzer offset is derived from RF cable loss and attenuator factor.

Offset = RF cable loss + attenuator factor.

Following shows an offset computation example with cable loss 5.2 dB and 10dB attenuator.

Example :

Offset(dB) = RF cable loss(dB) + attenuator factor(dB).

= 5.2 + 10 = 15.2 (dB)

2.5 Frequency List of Low/Middle/High Channels

5G NR n2 Channel and Frequency List				
BW [MHz]	Channel/Frequency(MHz)	Lowest	Middle	Highest
20	Channel	372000	376000	380000
	Frequency	1860	1880	1900
15	Channel	371500	376000	380500
	Frequency	1857.5	1880	1902.5
10	Channel	371000	376000	381000
	Frequency	1855	1880	1905
5	Channel	370500	376000	381500
	Frequency	1852.5	1880	1907.5

5G NR n5 Channel and Frequency List				
BW [MHz]	Channel/Frequency(MHz)	Lowest	Middle	Highest
20	Channel	166800	167300	167800
	Frequency	834	836.5	839
15	Channel	166300	167300	168300
	Frequency	831.5	836.5	841.5
10	Channel	165800	167300	168800
	Frequency	829	836.5	844
5	Channel	165300	167300	169300
	Frequency	826.5	836.5	846.5

5G NR n12 Channel and Frequency List				
BW [MHz]	Channel/Frequency(MHz)	Lowest	Middle	Highest
15	Channel	141300	141500	141700
	Frequency	706.5	707.5	708.5
10	Channel	140800	141500	142200
	Frequency	704	707.5	711
5	Channel	140300	141500	142700
	Frequency	701.5	707.5	713.5

5G NR n25 Channel and Frequency List				
BW [MHz]	Channel/Frequency(MHz)	Lowest	Middle	Highest
20	Channel	372000	376500	381000
	Frequency	1860	1882.5	1905
15	Channel	371500	376500	381500
	Frequency	1857.5	1882.5	1907.5
10	Channel	371000	376500	382000
	Frequency	1855	1882.5	1910
5	Channel	370500	376500	382500
	Frequency	1852.5	1882.5	1912.5

5G NR n66 Channel and Frequency List				
BW [MHz]	Channel/Frequency(MHz)	Lowest	Middle	Highest
40	Channel	426000	426500	427000
	Frequency	1730	1732.5	1735
20	Channel	424000	426500	429000
	Frequency	1720	1732.5	1745
15	Channel	423500	426500	429500
	Frequency	1717.5	1732.5	1747.5
10	Channel	423000	426500	430000
	Frequency	1715	1732.5	1750
5	Channel	422500	426500	430500
	Frequency	1712.5	1732.5	1752.5

5G NR n71 Channel and Frequency List				
BW [MHz]	**Channel/Frequency(MHz)**	**Lowest**	**Middle**	**Highest**
20	Channel	134600	136100	137600
	Frequency	673	680.5	688
15	Channel	134100	136100	138100
	Frequency	670.5	680.5	690.5
10	Channel	133600	136100	138600
	Frequency	668	680.5	693
5	Channel	133100	136100	139100
	Frequency	665.5	680.5	695.5

3 Conducted Test Items

3.1 Measuring Instruments

See list of measuring instruments of this test report.

3.2 Test Setup

3.2.1 Conducted Output Power



3.2.2 Peak-to-Average Ratio, Occupied Bandwidth ,Conducted Band-Edge and Conducted Spurious Emission

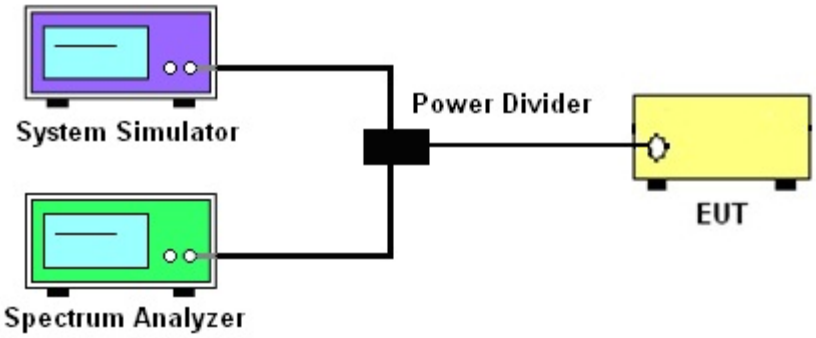

3.2.3 Frequency Stability

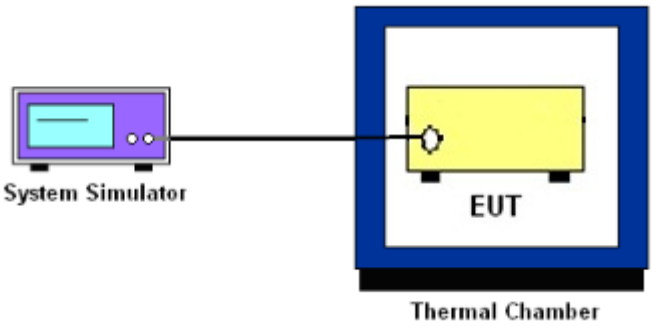

3.3 Test Result of Conducted Test

Please refer to Appendix A.

3.4 Conducted Output Power and ERP/EIRP

3.4.1 Description of the Conducted Output Power Measurement and ERP/EIRP Measurement

A system simulator was used to establish communication with the EUT. Its parameters were set to force the EUT transmitting at maximum output power. The measured power in the radio frequency on the transmitter output terminals shall be reported.

The ERP of Fixed transmitters must not exceed 7 Watts for 5G NR n5.

The ERP of Fixed transmitters must not exceed 1000 Watts for 5G NR n12 and n71.

The EIRP of Fixed transmitters must not exceed 2 Watts for 5G NR n2 and n25.

The EIRP of Fixed transmitters must not exceed 1 Watts for 5G NR n66.

According to KDB 412172 D01 Power Approach,

EIRP = $P_T + G_T – L_C$, ERP = EIRP -2.15, where

P_T = transmitter output power in dBm

G_T = gain of the transmitting antenna in dBi

L_C = signal attenuation in the connecting cable between the transmitter and antenna in dB

3.4.2 Test Procedures

1. The testing follows ANSI C63.26 Section 5.2
2. The transmitter output port was connected to the system simulator.
3. Set EUT at maximum power through the system simulator.
4. Select lowest, middle, and highest channels for each band and different modulation.
5. Measure and record the power level from the system simulator.

3.5 Peak-to-Average Ratio

3.5.1 Description of the PAR Measurement

Power Complementary Cumulative Distribution Function (CCDF) curves provide a means for characterizing the power peaks of a digitally modulated signal on a statistical basis. A CCDF curve depicts the probability of the peak signal amplitude exceeding the average power level. Most contemporary measurement instrumentation include the capability to produce CCDF curves for an input signal provided that the instrument's resolution bandwidth can be set wide enough to accommodate the entire input signal bandwidth. In measuring transmissions in this band using an average power technique, the peak-to-average ratio (PAR) of the transmission may not exceed 13 dB.

3.5.2 Test Procedures

1. The testing follows ANSI C63.26 Section 5.2.3.4 (CCDF).
2. The EUT was connected to spectrum and system simulator via a power divider.
3. Set the CCDF (Complementary Cumulative Distribution Function) option in spectrum analyzer.
4. The highest RF powers were measured and recorded the maximum PAPR level associated with a probability of 0.1 %.
5. Record the deviation as Peak to Average Ratio.

3.6 Occupied Bandwidth

3.6.1 Description of Occupied Bandwidth Measurement

The occupied bandwidth is the width of a frequency band such that, below the lower and above the upper frequency limits, the mean powers emitted are each equal to a specified percentage 0.5% of the total mean transmitted power.

The 26 dB emission bandwidth is defined as the frequency range between two points, one above and one below the carrier frequency, at which the spectral density of the emission is attenuated 26 dB below the maximum in-band spectral density of the modulated signal. Spectral density (power per unit bandwidth) is to be measured with a detector of resolution bandwidth equal to approximately 1.0% of the emission bandwidth.

3.6.2 Test Procedures

1. The testing follows ANSI C63.26 Section 5.4
2. The EUT was connected to spectrum analyzer and system simulator via a power divider.
3. The spectrum analyzer center frequency is set to the nominal EUT channel center frequency. The span range for the spectrum analyzer shall be between two and five times the anticipated OBW.
4. The nominal resolution bandwidth (RBW) shall be in the range of 1 to 5 % of the anticipated OBW, and the VBW shall be at least 3 times the RBW.
5. Set the detection mode to peak, and the trace mode to max hold.
6. Determine the reference value: Set the EUT to transmit a modulated signal. Allow the trace to stabilize. Set the spectrum analyzer marker to the highest level of the displayed trace.
   (this is the reference value)
7. Determine the “-26 dB down amplitude” as equal to (Reference Value – X).
8. Place two markers, one at the lowest and the other at the highest frequency of the envelope of the spectral display such that each marker is at or slightly below the “–X dB down amplitude” determined in step 6. If a marker is below this “-X dB down amplitude” value it shall be placed as close as possible to this value. The OBW is the positive frequency difference between the two markers.
9. Use the 99 % power bandwidth function of the spectrum analyzer and report the measured bandwidth.

3.7 Conducted Band Edge

3.7.1 Description of Conducted Band Edge Measurement

22.917(a)

For operations in the 824 – 849 MHz band, the FCC limit is 43 + $10\log_{10}$(P[Watts]) dB below the transmitter power P(Watts) in a 100kHz bandwidth. However, in the 1MHz bands immediately outside and adjacent to the licensee's frequency block, a resolution bandwidth of at least one percent of the emission bandwidth of the fundamental emission of the transmitter may be employed.

24.238 (a)

For operations in the 1850-1910 and 1930-1990 MHz band, the FCC limit is 43 + $10\log_{10}$(P[Watts]) dB below the transmitter power P(Watts) in a 1MHz bandwidth. However, in the 1 MHz bands immediately outside and adjacent to the frequency block a resolution bandwidth of at least one percent of the emission bandwidth of the fundamental emission of the transmitter may be employed.

27.53 (h)

For operations in the 1710 – 1755 MHz band, the FCC limit is 43 + $10\log_{10}$(P[Watts]) dB below the transmitter power P(Watts) in a 1 MHz bandwidth. However, in the 1MHz bands immediately outside and adjacent to the licensee's frequency block, a resolution bandwidth of at least one percent of the emission bandwidth of the fundamental emission of the transmitter may be employed.

27.53 (g)

For operations in the 600MHz band and 698 -746 MHz band, the FCC limit is 43 + 10log10(P[Watts]) dB below the transmitter power P(Watts) in a 100 kHz bandwidth. However, in the 100 kilohertz bands immediately outside and adjacent to a licensee's frequency block, a resolution bandwidth of at least 30 kHz may be employed.

3.7.2 Test Procedures

1. The testing follows ANSI C63.26 section 5.7
2. The EUT was connected to spectrum analyzer and system simulator via a power divider.
3. The band edges of low and high channels for the highest RF powers were measured.
4. Set RBW >= 1% EBW in the 1MHz band immediately outside and adjacent to the band edge.
5. Beyond the 1 MHz band from the band edge, RBW=1MHz was used.
6. Set spectrum analyzer with RMS detector.
7. The RF fundamental frequency should be excluded against the limit line in the operating frequency band.
8. Checked that all the results comply with the emission limit line.

   Example:

   The limit line is derived from 43 + 10log(P)dB below the transmitter power P(Watts)

   = P(W)- [43 + 10log(P)] (dB)

   = [30 + 10log(P)] (dBm) - [43 + 10log(P)] (dB) = -13dBm.
9. When using the integration method, the starting frequency of the integration shall be centered at one-half of the RBW away from the band edge.

3.8 Conducted Spurious Emission

3.8.1 Description of Conducted Spurious Emission Measurement

The power of any emission outside of the authorized operating frequency ranges must be lower than the transmitter power (P) by a factor of at least 43 + 10 log (P) dB.

It is measured by means of a calibrated spectrum analyzer and scanned from 30 MHz up to a frequency including its 10th harmonic.

3.8.2 Test Procedures

1. The testing follows ANSI C63.26 section 5.7
2. The EUT was connected to spectrum analyzer and system simulator via a power divider.
3. The RF output of EUT was connected to the spectrum analyzer by RF cable and attenuator. The path loss was compensated to the results for each measurement.
4. The middle channel for the highest RF power within the transmitting frequency was measured.
5. The conducted spurious emission for the whole frequency range was taken.
6. Make the measurement with the spectrum analyzer's RBW = 1MHz, VBW = 3MHz.
7. Set spectrum analyzer with RMS detector.
8. Taking the record of maximum spurious emission.
9. The RF fundamental frequency should be excluded against the limit line in the operating frequency band.
10. The limit line is derived from 43 + 10log(P)dB below the transmitter power P(Watts)
    = P(W)- [43 + 10log(P)] (dB)
    = [30 + 10log(P)] (dBm) - [43 + 10log(P)] (dB)
    = -13dBm.

3.9 Frequency Stability

3.9.1 Description of Frequency Stability Measurement

The frequency stability shall be measured by variation of ambient temperature and variation of primary supply voltage to ensure that the fundamental emission stays within the authorized frequency block. The frequency stability of the transmitter shall be maintained within ±0.00025% (±2.5ppm) of the center frequency.

3.9.2 Test Procedures for Temperature Variation

1. The testing follows ANSI C63.26 section 5.6.4
2. The EUT was set up in the thermal chamber and connected with the system simulator.
3. With power OFF, the temperature was decreased to -30°C and the EUT was stabilized before testing. Power was applied and the maximum change in frequency was recorded within one minute.
4. With power OFF, the temperature was raised in 10°C step up to 50°C. The EUT was stabilized at each step for at least half an hour. Power was applied and the maximum frequency change was recorded within one minute.

3.9.3 Test Procedures for Voltage Variation

1. The testing follows ANSI C63.26 section 5.6.5
2. The EUT was placed in a temperature chamber at 20±5°C and connected with the system simulator.
3. The power supply voltage to the EUT was varied from 85% to 115% of the nominal value for other than hand carried battery equipment.
4. For hand carried, battery powered equipment, reduce the primary ac or dc supply voltage to the battery operating end point, which shall be specified by the manufacturer.
5. The variation in frequency was measured for the worst case.

4 Radiated Test Items

4.1 Measuring Instruments

See list of measuring instruments of this test report.

4.2 Test Setup

4.2.1 For radiated test below 30MHz

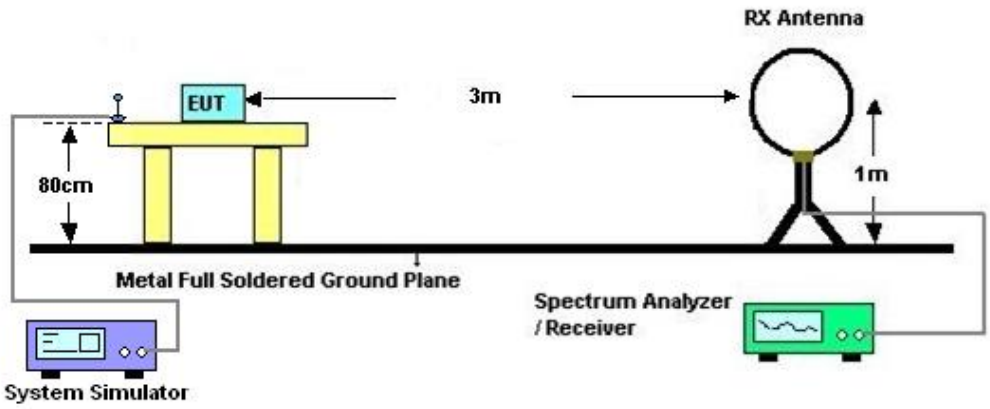

4.2.2 For radiated test from 30MHz to 1GHz

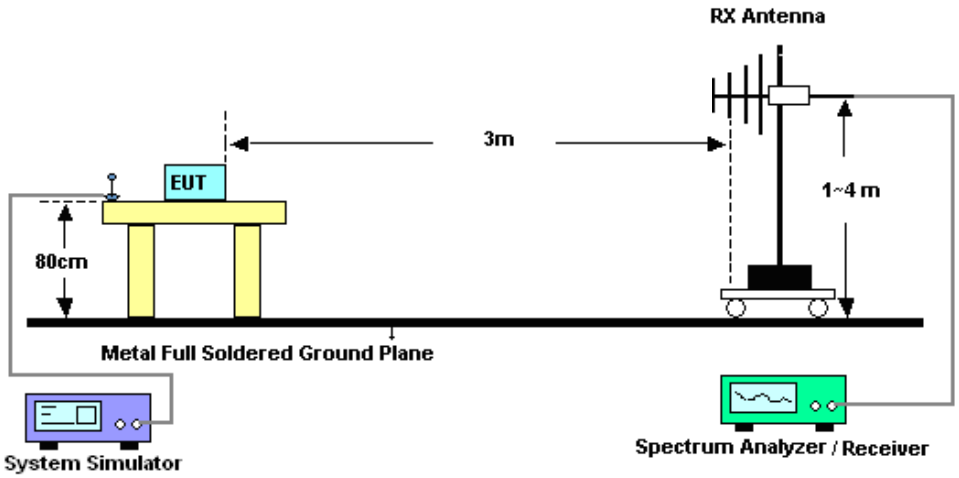

4.2.3 For radiated test above 1GHz

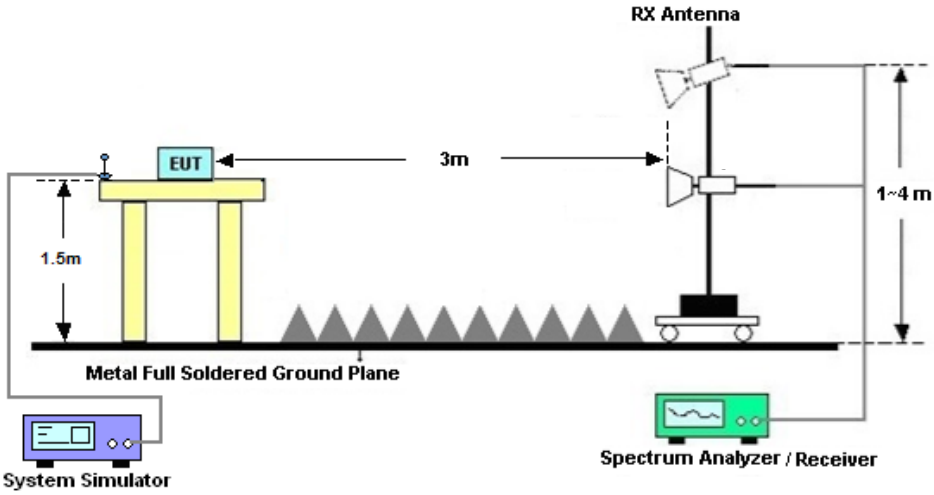

4.3 Test Result of Radiated Test

The low frequency, which started from 9 kHz to 30MHz, was pre-scanned and the result which was 20dB lower than the limit line was not reported.

Please refer to Appendix B.

4.4 Radiated Spurious Emission

4.4.1 Description of Radiated Spurious Emission

The radiated spurious emission was measured by substitution method according to ANSI C63.26. The power of any emission outside of the authorized operating frequency ranges must be attenuated below the transmitter power (P) by a factor of at least 43 + 10 log (P) dB.

The spectrum is scanned from 30 MHz up to a frequency including its 10th harmonic.

4.4.2 Test Procedures

1. The testing follows ANSI C63.26 Section 5.5
2. The EUT was placed on a turntable with 0.8 meter height for frequency below 1GHz and 1.5 meter height for frequency above 1GHz respectively above ground.
3. The EUT was set 3 meters from the receiving antenna mounted on the antenna tower.
4. The table was rotated 360 degrees to determine the position of the highest spurious emission.
5. The height of the receiving antenna is varied between 1m to 4m to search the maximum spurious emission for both horizontal and vertical polarizations.
6. During the measurement, the system simulator parameters were set to force the EUT transmitting at maximum output power.
7. Make the measurement with the spectrum analyzer's RBW = 1MHz, VBW = 3MHz, taking the record of maximum spurious emission.
8. A horn antenna was substituted in place of the EUT and was driven by a signal generator.
9. Tune the output power of signal generator to the same emission level with EUT maximum spurious emission.
10. EIRP (dBm) = S.G. Power – Tx Cable Loss + Tx Antenna Gain
11. ERP (dBm) = EIRP - 2.15
12. The RF fundamental frequency should be excluded against the limit line in the operating frequency band.
    The limit line is derived from 43 + 10log(P)dB below the transmitter power P(Watts)
    = P(W)- [43 + 10log(P)] (dB)
    = [30 + 10log(P)] (dBm) - [43 + 10log(P)] (dB)
    = -13dBm.

5 List of Measuring Equipment

Instrument	Manufacturer	Model No.	Serial No.	Characteristics	Calibration Date	Test Date	Due Date	Remark
EXA Signal Analyzer	KEYSIGHT	N9010B	MY60240803	10Hz~44GHz	Apr. 03, 2021	Nov. 20, 2021~ Jan. 20, 2022	Apr. 02, 2022	Conducted (TH01-SZ)
Power divider	STI	STI08-0055	-	0.5~40GHz	Aug. 26, 2021	Nov. 20, 2021~ Jan. 20, 2022	Aug. 25, 2022	Conducted (TH01-SZ)
Thermal Chamber	Ten Billion Hongzhangroup	LP-150U	H2014081803	-40~+150°C	Jul. 14, 2021	Nov. 20, 2021~ Jan. 20, 2022	Jul. 13, 2022	Conducted (TH01-SZ)
EXA Spectrum Analyzer	Keysight	N9010A	MY55150244	10Hz-44G,MAX 30dB	Apr. 13, 2021	Dec. 30, 2021	Apr. 12, 2022	Radiation (03CH04-KS)
Loop Antenna	R&S	HFH2-Z2	100321	9kHz~30MHz	Oct. 30, 2021	Dec. 30, 2021	Oct. 29, 2022	Radiation (03CH04-KS)
Bilog Antenna	TeseQ	CBL6111D	49922	30MHz-1GHz	May 30, 2021	Dec. 30, 2021	May 29, 2022	Radiation (03CH04-KS)
Horn Antenna	Schwarzbeck	BBHA9120D	1356	1GHz~18GHz	Apr. 18, 2021	Dec. 30, 2021	Apr. 17, 2022	Radiation (03CH04-KS)
SHF-EHF Horn	Com-power	AH-840	101070	18GHz~40GHz	Jan. 06, 2021	Dec. 30, 2021	Jan. 05, 2022	Radiation (03CH04-KS)
Amplifier	SONOMA	310N	187289	9KHz-1GHz	Jan. 06, 2021	Dec. 30, 2021	Jan. 05, 2022	Radiation (03CH04-KS)
Amplifier	MITEQ	EM18G40G GA	060728	18~40GHz	Jan. 07, 2021	Dec. 30, 2021	Jan. 06, 2022	Radiation (03CH04-KS)
high gain Amplifier	MITEQ	AMF-7D-00 101800-30-1 0P	2025788	1Ghz-18Ghz	Jan. 06, 2021	Dec. 30, 2021	Jan. 05, 2022	Radiation (03CH04-KS)
Amplifier	Keysight	83017A	MY57280106	500MHz~26.5GHz	Oct. 13, 2021	Dec. 30, 2021	Oct. 12, 2022	Radiation (03CH04-KS)
AC Power Source	Chroma	61601	F104090004	N/A	NCR	Dec. 30, 2021	NCR	Radiation (03CH04-KS)
Turn Table	ChamPro	EM 1000-T	060762-T	0~360 degree	NCR	Dec. 30, 2021	NCR	Radiation (03CH04-KS)
Antenna Mast	ChamPro	EM 1000-A	060762-A	1 m~4 m	NCR	Dec. 30, 2021	NCR	Radiation (03CH04-KS)

NCR: No Calibration Required

6 Uncertainty of Evaluation

The measurement uncertainties shown below were calculated in accordance with the requirements of ANSI 63.26-2015. All the measurement uncertainty value were shown with a coverage K=2 to indicate 95% level of confidence. The measurement data show herein meets or exceeds the CISPR measurement uncertainty values specified in CISPR 16-4-2 and can be compared directly to specified limit to determine compliance.

Uncertainty of Radiated Emission Measurement (30 MHz ~ 1000 MHz)

Measuring Uncertainty for a Level of Confidence of 95% (U = 2Uc(y))	**3.3dB**

Uncertainty of Radiated Emission Measurement (1 GHz ~ 18 GHz)

Measuring Uncertainty for a Level of Confidence of 95% (U = 2Uc(y))	**2.8dB**

Uncertainty of Radiated Emission Measurement (18 GHz ~ 40 GHz)

Measuring Uncertainty for a Level of Confidence of 95% (U = 2Uc(y))	**2.8dB**

---------- THE END ----------

Appendix A. Test Results of Conducted Test

Test Engineer :	Fly Liang	**Temperature :**	21~23℃
		Relative Humidity :	45~51%

Software Version: 21.02.111001

FR1 N2

LTE Band: 5, LTE BW: 10M, LTE ARFCN: Mid

Transmitter Conducted Output Power And ERP/EIRP, (G_T - L_C)=2.00dB

NR Band	SCS (kHz)	Bandwidth (MHz)	Arfcn	Freq (MHz)	Modulation	RB	Conducted Power(dBm)	EIRP (dBm)	EIRP (W)
2	15	5	386500	1852.5	DFT-s-OFDM PI/2 BPSK	12@6	23.5	25.5	0.3548
2	15	5	386500	1852.5	DFT-s-OFDM PI/2 BPSK	1@1	23.39	25.39	0.3459
2	15	5	386500	1852.5	DFT-s-OFDM PI/2 BPSK	1@23	23.39	25.39	0.3459
2	15	5	386500	1852.5	DFT-s-OFDM QPSK	12@6	23.54	25.54	0.3581
2	15	5	386500	1852.5	DFT-s-OFDM QPSK	1@1	23.51	25.51	0.3556
2	15	5	386500	1852.5	DFT-s-OFDM QPSK	1@23	23.52	25.52	0.3565
2	15	5	386500	1852.5	DFT-s-OFDM 16 QAM	12@6	22.61	24.61	0.2891
2	15	5	386500	1852.5	DFT-s-OFDM 16 QAM	1@1	22.52	24.52	0.2831
2	15	5	386500	1852.5	DFT-s-OFDM 16 QAM	1@23	22.55	24.55	0.2851
2	15	5	386500	1852.5	DFT-s-OFDM 64 QAM	12@6	21.17	23.17	0.2075
2	15	5	386500	1852.5	DFT-s-OFDM 64 QAM	1@1	21.07	23.07	0.2028
2	15	5	386500	1852.5	DFT-s-OFDM 64 QAM	1@23	21.09	23.09	0.2037
2	15	5	386500	1852.5	DFT-s-OFDM 256 QAM	12@6	19.14	21.14	0.1300
2	15	5	386500	1852.5	DFT-s-OFDM 256 QAM	1@1	19.25	21.25	0.1334
2	15	5	386500	1852.5	DFT-s-OFDM 256 QAM	1@23	19.25	21.25	0.1334
2	15	5	386500	1852.5	CP-OFDM QPSK	13@6	21.98	23.98	0.2500
2	15	5	386500	1852.5	CP-OFDM QPSK	1@1	21.83	23.83	0.2415
2	15	5	386500	1852.5	CP-OFDM QPSK	1@23	21.78	23.78	0.2388
2	15	5	392000	1880	DFT-s-OFDM PI/2 BPSK	12@6	23.66	25.66	0.3681
2	15	5	392000	1880	DFT-s-OFDM PI/2 BPSK	1@1	23.62	25.62	0.3648
2	15	5	392000	1880	DFT-s-OFDM PI/2 BPSK	1@23	23.56	25.56	0.3597
2	15	5	392000	1880	DFT-s-OFDM QPSK	12@6	23.68	25.68	0.3698
2	15	5	392000	1880	DFT-s-OFDM QPSK	1@1	23.69	25.69	0.3707

2	15	5	392000	1880	DFT-s-OFDM QPSK	1@23	23.7	25.7	0.3715
2	15	5	392000	1880	DFT-s-OFDM 16 QAM	12@6	22.71	24.71	0.2958
2	15	5	392000	1880	DFT-s-OFDM 16 QAM	1@1	22.56	24.56	0.2858
2	15	5	392000	1880	DFT-s-OFDM 16 QAM	1@23	22.61	24.61	0.2891
2	15	5	392000	1880	DFT-s-OFDM 64 QAM	12@6	21.28	23.28	0.2128
2	15	5	392000	1880	DFT-s-OFDM 64 QAM	1@1	21.04	23.04	0.2014
2	15	5	392000	1880	DFT-s-OFDM 64 QAM	1@23	21.1	23.1	0.2042
2	15	5	392000	1880	DFT-s-OFDM 256 QAM	12@6	19.25	21.25	0.1334
2	15	5	392000	1880	DFT-s-OFDM 256 QAM	1@1	19.35	21.35	0.1365
2	15	5	392000	1880	DFT-s-OFDM 256 QAM	1@23	19.33	21.33	0.1358
2	15	5	392000	1880	CP-OFDM QPSK	13@6	22.06	24.06	0.2547
2	15	5	392000	1880	CP-OFDM QPSK	1@1	21.9	23.9	0.2455
2	15	5	392000	1880	CP-OFDM QPSK	1@23	21.84	23.84	0.2421
2	15	5	397500	1907.5	DFT-s-OFDM PI/2 BPSK	12@6	23.58	25.58	0.3614
2	15	5	397500	1907.5	DFT-s-OFDM PI/2 BPSK	1@1	23.49	25.49	0.3540
2	15	5	397500	1907.5	DFT-s-OFDM PI/2 BPSK	1@23	23.53	25.53	0.3573
2	15	5	397500	1907.5	DFT-s-OFDM QPSK	12@6	23.59	25.59	0.3622
2	15	5	397500	1907.5	DFT-s-OFDM QPSK	1@1	23.57	25.57	0.3606
2	15	5	397500	1907.5	DFT-s-OFDM QPSK	1@23	23.64	25.64	0.3664
2	15	5	397500	1907.5	DFT-s-OFDM 16 QAM	12@6	22.62	24.62	0.2897
2	15	5	397500	1907.5	DFT-s-OFDM 16 QAM	1@1	22.51	24.51	0.2825
2	15	5	397500	1907.5	DFT-s-OFDM 16 QAM	1@23	22.58	24.58	0.2871
2	15	5	397500	1907.5	DFT-s-OFDM 64 QAM	12@6	21.03	23.03	0.2009
2	15	5	397500	1907.5	DFT-s-OFDM 64 QAM	1@1	20.79	22.79	0.1901
2	15	5	397500	1907.5	DFT-s-OFDM 64 QAM	1@23	20.87	22.87	0.1936
2	15	5	397500	1907.5	DFT-s-OFDM 256 QAM	12@6	19.15	21.15	0.1303
2	15	5	397500	1907.5	DFT-s-OFDM 256 QAM	1@1	19.23	21.23	0.1327
2	15	5	397500	1907.5	DFT-s-OFDM 256 QAM	1@23	19.29	21.29	0.1346
2	15	5	397500	1907.5	CP-OFDM QPSK	13@6	21.99	23.99	0.2506
2	15	5	397500	1907.5	CP-OFDM QPSK	1@1	21.78	23.78	0.2388

2	15	5	397500	1907.5	CP-OFDM QPSK	1@23	21.81	23.81	0.2404
2	15	10	387000	1855	DFT-s-OFDM PI/2 BPSK	25@12	23.59	25.59	0.3622
2	15	10	387000	1855	DFT-s-OFDM PI/2 BPSK	1@1	23.37	25.37	0.3443
2	15	10	387000	1855	DFT-s-OFDM PI/2 BPSK	1@50	23.49	25.49	0.3540
2	15	10	387000	1855	DFT-s-OFDM QPSK	25@12	23.63	25.63	0.3656
2	15	10	387000	1855	DFT-s-OFDM QPSK	1@1	23.47	25.47	0.3524
2	15	10	387000	1855	DFT-s-OFDM QPSK	1@50	23.56	25.56	0.3597
2	15	10	387000	1855	DFT-s-OFDM 16 QAM	25@12	22.59	24.59	0.2877
2	15	10	387000	1855	DFT-s-OFDM 16 QAM	1@1	22.51	24.51	0.2825
2	15	10	387000	1855	DFT-s-OFDM 16 QAM	1@50	22.58	24.58	0.2871
2	15	10	387000	1855	DFT-s-OFDM 64 QAM	25@12	21.21	23.21	0.2094
2	15	10	387000	1855	DFT-s-OFDM 64 QAM	1@1	21.01	23.01	0.2000
2	15	10	387000	1855	DFT-s-OFDM 64 QAM	1@50	21.12	23.12	0.2051
2	15	10	387000	1855	DFT-s-OFDM 256 QAM	25@12	19.15	21.15	0.1303
2	15	10	387000	1855	DFT-s-OFDM 256 QAM	1@1	19.23	21.23	0.1327
2	15	10	387000	1855	DFT-s-OFDM 256 QAM	1@50	19.26	21.26	0.1337
2	15	10	387000	1855	CP-OFDM QPSK	26@13	22.09	24.09	0.2564
2	15	10	387000	1855	CP-OFDM QPSK	1@1	21.79	23.79	0.2393
2	15	10	387000	1855	CP-OFDM QPSK	1@50	21.87	23.87	0.2438
2	15	10	392000	1880	DFT-s-OFDM PI/2 BPSK	25@12	23.68	25.68	0.3698
2	15	10	392000	1880	DFT-s-OFDM PI/2 BPSK	1@1	23.53	25.53	0.3573
2	15	10	392000	1880	DFT-s-OFDM PI/2 BPSK	1@50	23.61	25.61	0.3639
2	15	10	392000	1880	DFT-s-OFDM QPSK	25@12	23.65	25.65	0.3673
2	15	10	392000	1880	DFT-s-OFDM QPSK	1@1	23.55	25.55	0.3589
2	15	10	392000	1880	DFT-s-OFDM QPSK	1@50	23.68	25.68	0.3698
2	15	10	392000	1880	DFT-s-OFDM 16 QAM	25@12	22.62	24.62	0.2897
2	15	10	392000	1880	DFT-s-OFDM 16 QAM	1@1	22.54	24.54	0.2844
2	15	10	392000	1880	DFT-s-OFDM 16 QAM	1@50	22.7	24.7	0.2951
2	15	10	392000	1880	DFT-s-OFDM 64 QAM	25@12	21.28	23.28	0.2128
2	15	10	392000	1880	DFT-s-OFDM 64 QAM	1@1	20.99	22.99	0.1991

2	15	10	392000	1880	DFT-s-OFDM 64 QAM	1@50	21.16	23.16	0.2070
2	15	10	392000	1880	DFT-s-OFDM 256 QAM	25@12	19.17	21.17	0.1309
2	15	10	392000	1880	DFT-s-OFDM 256 QAM	1@1	19.25	21.25	0.1334
2	15	10	392000	1880	DFT-s-OFDM 256 QAM	1@50	19.36	21.36	0.1368
2	15	10	392000	1880	CP-OFDM QPSK	26@13	22.11	24.11	0.2576
2	15	10	392000	1880	CP-OFDM QPSK	1@1	21.82	23.82	0.2410
2	15	10	392000	1880	CP-OFDM QPSK	1@50	21.95	23.95	0.2483
2	15	10	397000	1905	DFT-s-OFDM PI/2 BPSK	25@12	23.6	25.6	0.3631
2	15	10	397000	1905	DFT-s-OFDM PI/2 BPSK	1@1	23.4	25.4	0.3467
2	15	10	397000	1905	DFT-s-OFDM PI/2 BPSK	1@50	23.54	25.54	0.3581
2	15	10	397000	1905	DFT-s-OFDM QPSK	25@12	23.59	25.59	0.3622
2	15	10	397000	1905	DFT-s-OFDM QPSK	1@1	23.46	25.46	0.3516
2	15	10	397000	1905	DFT-s-OFDM QPSK	1@50	23.62	25.62	0.3648
2	15	10	397000	1905	DFT-s-OFDM 16 QAM	25@12	22.56	24.56	0.2858
2	15	10	397000	1905	DFT-s-OFDM 16 QAM	1@1	22.48	24.48	0.2805
2	15	10	397000	1905	DFT-s-OFDM 16 QAM	1@50	22.63	24.63	0.2904
2	15	10	397000	1905	DFT-s-OFDM 64 QAM	25@12	21.09	23.09	0.2037
2	15	10	397000	1905	DFT-s-OFDM 64 QAM	1@1	20.82	22.82	0.1914
2	15	10	397000	1905	DFT-s-OFDM 64 QAM	1@50	20.94	22.94	0.1968
2	15	10	397000	1905	DFT-s-OFDM 256 QAM	25@12	19.14	21.14	0.1300
2	15	10	397000	1905	DFT-s-OFDM 256 QAM	1@1	19.17	21.17	0.1309
2	15	10	397000	1905	DFT-s-OFDM 256 QAM	1@50	19.32	21.32	0.1355
2	15	10	397000	1905	CP-OFDM QPSK	26@13	22.01	24.01	0.2518
2	15	10	397000	1905	CP-OFDM QPSK	1@1	21.74	23.74	0.2366
2	15	10	397000	1905	CP-OFDM QPSK	1@50	21.87	23.87	0.2438
2	15	15	387500	1857.5	DFT-s-OFDM PI/2 BPSK	36@18	23.59	25.59	0.3622
2	15	15	387500	1857.5	DFT-s-OFDM PI/2 BPSK	1@1	23.26	25.26	0.3357
2	15	15	387500	1857.5	DFT-s-OFDM PI/2 BPSK	1@77	23.44	25.44	0.3499
2	15	15	387500	1857.5	DFT-s-OFDM QPSK	36@18	23.6	25.6	0.3631
2	15	15	387500	1857.5	DFT-s-OFDM QPSK	1@1	23.44	25.44	0.3499

2	15	15	387500	1857.5	DFT-s-OFDM QPSK	1@77	23.45	25.45	0.3508
2	15	15	387500	1857.5	DFT-s-OFDM 16 QAM	36@18	22.59	24.59	0.2877
2	15	15	387500	1857.5	DFT-s-OFDM 16 QAM	1@1	22.54	24.54	0.2844
2	15	15	387500	1857.5	DFT-s-OFDM 16 QAM	1@77	22.52	24.52	0.2831
2	15	15	387500	1857.5	DFT-s-OFDM 64 QAM	36@18	21.23	23.23	0.2104
2	15	15	387500	1857.5	DFT-s-OFDM 64 QAM	1@1	21.03	23.03	0.2009
2	15	15	387500	1857.5	DFT-s-OFDM 64 QAM	1@77	20.97	22.97	0.1982
2	15	15	387500	1857.5	DFT-s-OFDM 256 QAM	36@18	19.26	21.26	0.1337
2	15	15	387500	1857.5	DFT-s-OFDM 256 QAM	1@1	19.16	21.16	0.1306
2	15	15	387500	1857.5	DFT-s-OFDM 256 QAM	1@77	19.21	21.21	0.1321
2	15	15	387500	1857.5	CP-OFDM QPSK	39@19	22.05	24.05	0.2541
2	15	15	387500	1857.5	CP-OFDM QPSK	1@1	21.75	23.75	0.2371
2	15	15	387500	1857.5	CP-OFDM QPSK	1@77	21.7	23.7	0.2344
2	15	15	392000	1880	DFT-s-OFDM PI/2 BPSK	36@18	23.66	25.66	0.3681
2	15	15	392000	1880	DFT-s-OFDM PI/2 BPSK	1@1	23.43	25.43	0.3491
2	15	15	392000	1880	DFT-s-OFDM PI/2 BPSK	1@77	23.57	25.57	0.3606
2	15	15	392000	1880	DFT-s-OFDM QPSK	36@18	23.65	25.65	0.3673
2	15	15	392000	1880	DFT-s-OFDM QPSK	1@1	23.45	25.45	0.3508
2	15	15	392000	1880	DFT-s-OFDM QPSK	1@77	23.6	25.6	0.3631
2	15	15	392000	1880	DFT-s-OFDM 16 QAM	36@18	22.65	24.65	0.2917
2	15	15	392000	1880	DFT-s-OFDM 16 QAM	1@1	22.46	24.46	0.2793
2	15	15	392000	1880	DFT-s-OFDM 16 QAM	1@77	22.7	24.7	0.2951
2	15	15	392000	1880	DFT-s-OFDM 64 QAM	36@18	21.26	23.26	0.2118
2	15	15	392000	1880	DFT-s-OFDM 64 QAM	1@1	20.85	22.85	0.1928
2	15	15	392000	1880	DFT-s-OFDM 64 QAM	1@77	21.1	23.1	0.2042
2	15	15	392000	1880	DFT-s-OFDM 256 QAM	36@18	19.27	21.27	0.1340
2	15	15	392000	1880	DFT-s-OFDM 256 QAM	1@1	19.2	21.2	0.1318
2	15	15	392000	1880	DFT-s-OFDM 256 QAM	1@77	19.32	21.32	0.1355
2	15	15	392000	1880	CP-OFDM QPSK	39@19	22.12	24.12	0.2582
2	15	15	392000	1880	CP-OFDM QPSK	1@1	21.69	23.69	0.2339

2	15	15	392000	1880	CP-OFDM QPSK	1@77	21.71	23.71	0.2350
2	15	15	396500	1902.5	DFT-s-OFDM PI/2 BPSK	36@18	23.57	25.57	0.3606
2	15	15	396500	1902.5	DFT-s-OFDM PI/2 BPSK	1@1	23.35	25.35	0.3428
2	15	15	396500	1902.5	DFT-s-OFDM PI/2 BPSK	1@77	23.48	25.48	0.3532
2	15	15	396500	1902.5	DFT-s-OFDM QPSK	36@18	23.6	25.6	0.3631
2	15	15	396500	1902.5	DFT-s-OFDM QPSK	1@1	23.43	25.43	0.3491
2	15	15	396500	1902.5	DFT-s-OFDM QPSK	1@77	23.56	25.56	0.3597
2	15	15	396500	1902.5	DFT-s-OFDM 16 QAM	36@18	22.62	24.62	0.2897
2	15	15	396500	1902.5	DFT-s-OFDM 16 QAM	1@1	22.52	24.52	0.2831
2	15	15	396500	1902.5	DFT-s-OFDM 16 QAM	1@77	22.6	24.6	0.2884
2	15	15	396500	1902.5	DFT-s-OFDM 64 QAM	36@18	21.08	23.08	0.2032
2	15	15	396500	1902.5	DFT-s-OFDM 64 QAM	1@1	20.85	22.85	0.1928
2	15	15	396500	1902.5	DFT-s-OFDM 64 QAM	1@77	20.86	22.86	0.1932
2	15	15	396500	1902.5	DFT-s-OFDM 256 QAM	36@18	19.24	21.24	0.1330
2	15	15	396500	1902.5	DFT-s-OFDM 256 QAM	1@1	19.17	21.17	0.1309
2	15	15	396500	1902.5	DFT-s-OFDM 256 QAM	1@77	19.25	21.25	0.1334
2	15	15	396500	1902.5	CP-OFDM QPSK	39@19	22.08	24.08	0.2559
2	15	15	396500	1902.5	CP-OFDM QPSK	1@1	21.78	23.78	0.2388
2	15	15	396500	1902.5	CP-OFDM QPSK	1@77	21.68	23.68	0.2333
2	15	20	388000	1860	DFT-s-OFDM PI/2 BPSK	50@25	23.59	25.59	0.3622
2	15	20	388000	1860	DFT-s-OFDM PI/2 BPSK	1@1	23.34	25.34	0.3420
2	15	20	388000	1860	DFT-s-OFDM PI/2 BPSK	1@104	23.69	25.69	0.3707
2	15	20	388000	1860	DFT-s-OFDM QPSK	50@25	23.62	25.62	0.3648
2	15	20	388000	1860	DFT-s-OFDM QPSK	1@1	23.45	25.45	0.3508
2	15	20	388000	1860	DFT-s-OFDM QPSK	1@104	23.63	25.63	0.3656
2	15	20	388000	1860	DFT-s-OFDM 16 QAM	50@25	22.62	24.62	0.2897
2	15	20	388000	1860	DFT-s-OFDM 16 QAM	1@1	22.5	24.5	0.2818
2	15	20	388000	1860	DFT-s-OFDM 16 QAM	1@104	22.65	24.65	0.2917
2	15	20	388000	1860	DFT-s-OFDM 64 QAM	50@25	21.27	23.27	0.2123
2	15	20	388000	1860	DFT-s-OFDM 64 QAM	1@1	21.08	23.08	0.2032

2	15	20	388000	1860	DFT-s-OFDM 64 QAM	1@104	21.16	23.16	0.2070
2	15	20	388000	1860	DFT-s-OFDM 256 QAM	50@25	19.3	21.3	0.1349
2	15	20	388000	1860	DFT-s-OFDM 256 QAM	1@1	19.26	21.26	0.1337
2	15	20	388000	1860	DFT-s-OFDM 256 QAM	1@104	19.39	21.39	0.1377
2	15	20	388000	1860	CP-OFDM QPSK	53@26	22.08	24.08	0.2559
2	15	20	388000	1860	CP-OFDM QPSK	1@1	21.81	23.81	0.2404
2	15	20	388000	1860	CP-OFDM QPSK	1@104	21.92	23.92	0.2466
2	15	20	392000	1880	DFT-s-OFDM PI/2 BPSK	50@25	23.62	25.62	0.3648
2	15	20	392000	1880	DFT-s-OFDM PI/2 BPSK	1@1	23.52	25.52	0.3565
2	15	20	392000	1880	DFT-s-OFDM PI/2 BPSK	1@104	23.57	25.57	0.3606
2	15	20	392000	1880	DFT-s-OFDM QPSK	50@25	23.8	25.8	0.3802
2	15	20	392000	1880	DFT-s-OFDM QPSK	1@1	23.56	25.56	0.3597
2	15	20	392000	1880	DFT-s-OFDM QPSK	1@104	23.62	25.62	0.3648
2	15	20	392000	1880	DFT-s-OFDM 16 QAM	50@25	22.67	24.67	0.2931
2	15	20	392000	1880	DFT-s-OFDM 16 QAM	1@1	22.54	24.54	0.2844
2	15	20	392000	1880	DFT-s-OFDM 16 QAM	1@104	22.7	24.7	0.2951
2	15	20	392000	1880	DFT-s-OFDM 64 QAM	50@25	21.28	23.28	0.2128
2	15	20	392000	1880	DFT-s-OFDM 64 QAM	1@1	21	23	0.1995
2	15	20	392000	1880	DFT-s-OFDM 64 QAM	1@104	21.22	23.22	0.2099
2	15	20	392000	1880	DFT-s-OFDM 256 QAM	50@25	19.31	21.31	0.1352
2	15	20	392000	1880	DFT-s-OFDM 256 QAM	1@1	19.26	21.26	0.1337
2	15	20	392000	1880	DFT-s-OFDM 256 QAM	1@104	19.4	21.4	0.1380
2	15	20	392000	1880	CP-OFDM QPSK	53@26	22.12	24.12	0.2582
2	15	20	392000	1880	CP-OFDM QPSK	1@1	21.83	23.83	0.2415
2	15	20	392000	1880	CP-OFDM QPSK	1@104	21.89	23.89	0.2449
2	15	20	396000	1900	DFT-s-OFDM PI/2 BPSK	50@25	23.66	25.66	0.3681
2	15	20	396000	1900	DFT-s-OFDM PI/2 BPSK	1@1	23.49	25.49	0.3540
2	15	20	396000	1900	DFT-s-OFDM PI/2 BPSK	1@104	23.57	25.57	0.3606
2	15	20	396000	1900	DFT-s-OFDM QPSK	50@25	23.68	25.68	0.3698
2	15	20	396000	1900	DFT-s-OFDM QPSK	1@1	23.54	25.54	0.3581

2	15	20	396000	1900	DFT-s-OFDM QPSK	1@104	23.66	25.66	0.3681
2	15	20	396000	1900	DFT-s-OFDM 16 QAM	50@25	22.64	24.64	0.2911
2	15	20	396000	1900	DFT-s-OFDM 16 QAM	1@1	22.59	24.59	0.2877
2	15	20	396000	1900	DFT-s-OFDM 16 QAM	1@104	22.61	24.61	0.2891
2	15	20	396000	1900	DFT-s-OFDM 64 QAM	50@25	21.1	23.1	0.2042
2	15	20	396000	1900	DFT-s-OFDM 64 QAM	1@1	20.96	22.96	0.1977
2	15	20	396000	1900	DFT-s-OFDM 64 QAM	1@104	20.97	22.97	0.1982
2	15	20	396000	1900	DFT-s-OFDM 256 QAM	50@25	19.29	21.29	0.1346
2	15	20	396000	1900	DFT-s-OFDM 256 QAM	1@1	19.27	21.27	0.1340
2	15	20	396000	1900	DFT-s-OFDM 256 QAM	1@104	19.36	21.36	0.1368
2	15	20	396000	1900	CP-OFDM QPSK	53@26	22.12	24.12	0.2582
2	15	20	396000	1900	CP-OFDM QPSK	1@1	21.86	23.86	0.2432
2	15	20	396000	1900	CP-OFDM QPSK	1@104	21.84	23.84	0.2421

Software Version: 21.02.111001

FR1 N5

LTE Band: 2, LTE BW: 10M, LTE ARFCN: Mid

Transmitter Conducted Output Power And ERP/EIRP, (G_T - L_C)=0.90dB

NR Band	SCS (kHz)	Bandwidth (MHz)	Arfcn	Freq (MHz)	Modulation	RB	Conducted Power(dBm)	ERP(dBm)	ERP(W)
5	15	5	174300	826.5	DFT-s-OFDM PI/2 BPSK	12@6	23.25	22	0.1585
5	15	5	174300	826.5	DFT-s-OFDM PI/2 BPSK	1@1	23.15	21.9	0.1549
5	15	5	174300	826.5	DFT-s-OFDM PI/2 BPSK	1@23	23.16	21.91	0.1552
5	15	5	174300	826.5	DFT-s-OFDM QPSK	12@6	23.27	22.02	0.1592
5	15	5	174300	826.5	DFT-s-OFDM QPSK	1@1	23.14	21.89	0.1545
5	15	5	174300	826.5	DFT-s-OFDM QPSK	1@23	23.25	22	0.1585
5	15	5	174300	826.5	DFT-s-OFDM 16 QAM	12@6	22.32	21.07	0.1279
5	15	5	174300	826.5	DFT-s-OFDM 16 QAM	1@1	22.29	21.04	0.1271
5	15	5	174300	826.5	DFT-s-OFDM 16 QAM	1@23	22.32	21.07	0.1279
5	15	5	174300	826.5	DFT-s-OFDM 64 QAM	12@6	20.74	19.49	0.0889
5	15	5	174300	826.5	DFT-s-OFDM 64 QAM	1@1	20.58	19.33	0.0857
5	15	5	174300	826.5	DFT-s-OFDM 64 QAM	1@23	20.77	19.52	0.0895
5	15	5	174300	826.5	DFT-s-OFDM 256 QAM	12@6	18.9	17.65	0.0582
5	15	5	174300	826.5	DFT-s-OFDM 256 QAM	1@1	18.93	17.68	0.0586
5	15	5	174300	826.5	DFT-s-OFDM 256 QAM	1@23	18.96	17.71	0.0590
5	15	5	174300	826.5	CP-OFDM QPSK	13@6	21.73	20.48	0.1117
5	15	5	174300	826.5	CP-OFDM QPSK	1@1	21.62	20.37	0.1089
5	15	5	174300	826.5	CP-OFDM QPSK	1@23	21.65	20.4	0.1096
5	15	5	176300	836.5	DFT-s-OFDM PI/2 BPSK	12@6	23.29	22.04	0.1600
5	15	5	176300	836.5	DFT-s-OFDM PI/2 BPSK	1@1	23.21	21.96	0.1570
5	15	5	176300	836.5	DFT-s-OFDM PI/2 BPSK	1@23	23.17	21.92	0.1556
5	15	5	176300	836.5	DFT-s-OFDM QPSK	12@6	23.35	22.1	0.1622
5	15	5	176300	836.5	DFT-s-OFDM QPSK	1@1	23.27	22.02	0.1592

5	15	5	176300	836.5	DFT-s-OFDM QPSK	1@23	23.21	21.96	0.1570
5	15	5	176300	836.5	DFT-s-OFDM 16 QAM	12@6	22.43	21.18	0.1312
5	15	5	176300	836.5	DFT-s-OFDM 16 QAM	1@1	22.39	21.14	0.1300
5	15	5	176300	836.5	DFT-s-OFDM 16 QAM	1@23	22.32	21.07	0.1279
5	15	5	176300	836.5	DFT-s-OFDM 64 QAM	12@6	20.79	19.54	0.0899
5	15	5	176300	836.5	DFT-s-OFDM 64 QAM	1@1	20.81	19.56	0.0904
5	15	5	176300	836.5	DFT-s-OFDM 64 QAM	1@23	20.69	19.44	0.0879
5	15	5	176300	836.5	DFT-s-OFDM 256 QAM	12@6	18.92	17.67	0.0585
5	15	5	176300	836.5	DFT-s-OFDM 256 QAM	1@1	19.04	17.79	0.0601
5	15	5	176300	836.5	DFT-s-OFDM 256 QAM	1@23	18.97	17.72	0.0592
5	15	5	176300	836.5	CP-OFDM QPSK	13@6	21.8	20.55	0.1135
5	15	5	176300	836.5	CP-OFDM QPSK	1@1	21.74	20.49	0.1119
5	15	5	176300	836.5	CP-OFDM QPSK	1@23	21.61	20.36	0.1086
5	15	5	178300	846.5	DFT-s-OFDM PI/2 BPSK	12@6	23.27	22.02	0.1592
5	15	5	178300	846.5	DFT-s-OFDM PI/2 BPSK	1@1	23.16	21.91	0.1552
5	15	5	178300	846.5	DFT-s-OFDM PI/2 BPSK	1@23	23.21	21.96	0.1570
5	15	5	178300	846.5	DFT-s-OFDM QPSK	12@6	23.35	22.1	0.1622
5	15	5	178300	846.5	DFT-s-OFDM QPSK	1@1	23.22	21.97	0.1574
5	15	5	178300	846.5	DFT-s-OFDM QPSK	1@23	23.25	22	0.1585
5	15	5	178300	846.5	DFT-s-OFDM 16 QAM	12@6	22.39	21.14	0.1300
5	15	5	178300	846.5	DFT-s-OFDM 16 QAM	1@1	22.36	21.11	0.1291
5	15	5	178300	846.5	DFT-s-OFDM 16 QAM	1@23	22.33	21.08	0.1282
5	15	5	178300	846.5	DFT-s-OFDM 64 QAM	12@6	20.77	19.52	0.0895
5	15	5	178300	846.5	DFT-s-OFDM 64 QAM	1@1	20.71	19.46	0.0883
5	15	5	178300	846.5	DFT-s-OFDM 64 QAM	1@23	20.69	19.44	0.0879
5	15	5	178300	846.5	DFT-s-OFDM 256 QAM	12@6	18.93	17.68	0.0586
5	15	5	178300	846.5	DFT-s-OFDM 256 QAM	1@1	18.96	17.71	0.0590
5	15	5	178300	846.5	DFT-s-OFDM 256 QAM	1@23	18.98	17.73	0.0593
5	15	5	178300	846.5	CP-OFDM QPSK	13@6	21.81	20.56	0.1138
5	15	5	178300	846.5	CP-OFDM QPSK	1@1	21.64	20.39	0.1094

5	15	5	178300	846.5	CP-OFDM QPSK	1@23	21.63	20.38	0.1091
5	15	10	174800	829	DFT-s-OFDM PI/2 BPSK	25@12	23.32	22.07	0.1611
5	15	10	174800	829	DFT-s-OFDM PI/2 BPSK	1@1	23.08	21.83	0.1524
5	15	10	174800	829	DFT-s-OFDM PI/2 BPSK	1@50	23.29	22.04	0.1600
5	15	10	174800	829	DFT-s-OFDM QPSK	25@12	23.3	22.05	0.1603
5	15	10	174800	829	DFT-s-OFDM QPSK	1@1	23.1	21.85	0.1531
5	15	10	174800	829	DFT-s-OFDM QPSK	1@50	23.3	22.05	0.1603
5	15	10	174800	829	DFT-s-OFDM 16 QAM	25@12	22.35	21.1	0.1288
5	15	10	174800	829	DFT-s-OFDM 16 QAM	1@1	22.23	20.98	0.1253
5	15	10	174800	829	DFT-s-OFDM 16 QAM	1@50	22.46	21.21	0.1321
5	15	10	174800	829	DFT-s-OFDM 64 QAM	25@12	20.84	19.59	0.0910
5	15	10	174800	829	DFT-s-OFDM 64 QAM	1@1	20.63	19.38	0.0867
5	15	10	174800	829	DFT-s-OFDM 64 QAM	1@50	20.86	19.61	0.0914
5	15	10	174800	829	DFT-s-OFDM 256 QAM	25@12	18.89	17.64	0.0581
5	15	10	174800	829	DFT-s-OFDM 256 QAM	1@1	18.86	17.61	0.0577
5	15	10	174800	829	DFT-s-OFDM 256 QAM	1@50	19.1	17.85	0.0610
5	15	10	174800	829	CP-OFDM QPSK	26@13	21.83	20.58	0.1143
5	15	10	174800	829	CP-OFDM QPSK	1@1	21.55	20.3	0.1072
5	15	10	174800	829	CP-OFDM QPSK	1@50	21.76	20.51	0.1125
5	15	10	176300	836.5	DFT-s-OFDM PI/2 BPSK	25@12	23.3	22.05	0.1603
5	15	10	176300	836.5	DFT-s-OFDM PI/2 BPSK	1@1	23.16	21.91	0.1552
5	15	10	176300	836.5	DFT-s-OFDM PI/2 BPSK	1@50	23.17	21.92	0.1556
5	15	10	176300	836.5	DFT-s-OFDM QPSK	25@12	23.35	22.1	0.1622
5	15	10	176300	836.5	DFT-s-OFDM QPSK	1@1	23.27	22.02	0.1592
5	15	10	176300	836.5	DFT-s-OFDM QPSK	1@50	23.11	21.86	0.1535
5	15	10	176300	836.5	DFT-s-OFDM 16 QAM	25@12	22.35	21.1	0.1288
5	15	10	176300	836.5	DFT-s-OFDM 16 QAM	1@1	22.4	21.15	0.1303
5	15	10	176300	836.5	DFT-s-OFDM 16 QAM	1@50	22.25	21	0.1259
5	15	10	176300	836.5	DFT-s-OFDM 64 QAM	25@12	20.8	19.55	0.0902
5	15	10	176300	836.5	DFT-s-OFDM 64 QAM	1@1	20.8	19.55	0.0902

5	15	10	176300	836.5	DFT-s-OFDM 64 QAM	1@50	20.69	19.44	0.0879
5	15	10	176300	836.5	DFT-s-OFDM 256 QAM	25@12	18.95	17.7	0.0589
5	15	10	176300	836.5	DFT-s-OFDM 256 QAM	1@1	19.02	17.77	0.0598
5	15	10	176300	836.5	DFT-s-OFDM 256 QAM	1@50	18.93	17.68	0.0586
5	15	10	176300	836.5	CP-OFDM QPSK	26@13	21.77	20.52	0.1127
5	15	10	176300	836.5	CP-OFDM QPSK	1@1	21.73	20.48	0.1117
5	15	10	176300	836.5	CP-OFDM QPSK	1@50	21.62	20.37	0.1089
5	15	10	177800	844	DFT-s-OFDM PI/2 BPSK	25@12	23.28	22.03	0.1596
5	15	10	177800	844	DFT-s-OFDM PI/2 BPSK	1@1	23.07	21.82	0.1521
5	15	10	177800	844	DFT-s-OFDM PI/2 BPSK	1@50	23.25	22	0.1585
5	15	10	177800	844	DFT-s-OFDM QPSK	25@12	23.28	22.03	0.1596
5	15	10	177800	844	DFT-s-OFDM QPSK	1@1	23.12	21.87	0.1538
5	15	10	177800	844	DFT-s-OFDM QPSK	1@50	23.26	22.01	0.1589
5	15	10	177800	844	DFT-s-OFDM 16 QAM	25@12	22.3	21.05	0.1274
5	15	10	177800	844	DFT-s-OFDM 16 QAM	1@1	22.17	20.92	0.1236
5	15	10	177800	844	DFT-s-OFDM 16 QAM	1@50	22.34	21.09	0.1285
5	15	10	177800	844	DFT-s-OFDM 64 QAM	25@12	20.8	19.55	0.0902
5	15	10	177800	844	DFT-s-OFDM 64 QAM	1@1	20.6	19.35	0.0861
5	15	10	177800	844	DFT-s-OFDM 64 QAM	1@50	20.76	19.51	0.0893
5	15	10	177800	844	DFT-s-OFDM 256 QAM	25@12	18.86	17.61	0.0577
5	15	10	177800	844	DFT-s-OFDM 256 QAM	1@1	18.87	17.62	0.0578
5	15	10	177800	844	DFT-s-OFDM 256 QAM	1@50	18.99	17.74	0.0594
5	15	10	177800	844	CP-OFDM QPSK	26@13	21.78	20.53	0.1130
5	15	10	177800	844	CP-OFDM QPSK	1@1	21.56	20.31	0.1074
5	15	10	177800	844	CP-OFDM QPSK	1@50	21.71	20.46	0.1112
5	15	15	175300	831.5	DFT-s-OFDM PI/2 BPSK	36@18	23.33	22.08	0.1614
5	15	15	175300	831.5	DFT-s-OFDM PI/2 BPSK	1@1	23.01	21.76	0.1500
5	15	15	175300	831.5	DFT-s-OFDM PI/2 BPSK	1@77	23.18	21.93	0.1560
5	15	15	175300	831.5	DFT-s-OFDM QPSK	36@18	23.37	22.12	0.1629
5	15	15	175300	831.5	DFT-s-OFDM QPSK	1@1	23.05	21.8	0.1514

5	15	15	175300	831.5	DFT-s-OFDM QPSK	1@77	23.15	21.9	0.1549
5	15	15	175300	831.5	DFT-s-OFDM 16 QAM	36@18	22.39	21.14	0.1300
5	15	15	175300	831.5	DFT-s-OFDM 16 QAM	1@1	22.09	20.84	0.1213
5	15	15	175300	831.5	DFT-s-OFDM 16 QAM	1@77	22.23	20.98	0.1253
5	15	15	175300	831.5	DFT-s-OFDM 64 QAM	36@18	20.88	19.63	0.0918
5	15	15	175300	831.5	DFT-s-OFDM 64 QAM	1@1	20.56	19.31	0.0853
5	15	15	175300	831.5	DFT-s-OFDM 64 QAM	1@77	20.69	19.44	0.0879
5	15	15	175300	831.5	DFT-s-OFDM 256 QAM	36@18	19.04	17.79	0.0601
5	15	15	175300	831.5	DFT-s-OFDM 256 QAM	1@1	18.81	17.56	0.0570
5	15	15	175300	831.5	DFT-s-OFDM 256 QAM	1@77	18.94	17.69	0.0587
5	15	15	175300	831.5	CP-OFDM QPSK	39@19	21.86	20.61	0.1151
5	15	15	175300	831.5	CP-OFDM QPSK	1@1	21.49	20.24	0.1057
5	15	15	175300	831.5	CP-OFDM QPSK	1@77	21.56	20.31	0.1074
5	15	15	176300	836.5	DFT-s-OFDM PI/2 BPSK	36@18	23.32	22.07	0.1611
5	15	15	176300	836.5	DFT-s-OFDM PI/2 BPSK	1@1	23.08	21.83	0.1524
5	15	15	176300	836.5	DFT-s-OFDM PI/2 BPSK	1@77	23.12	21.87	0.1538
5	15	15	176300	836.5	DFT-s-OFDM QPSK	36@18	23.32	22.07	0.1611
5	15	15	176300	836.5	DFT-s-OFDM QPSK	1@1	23.11	21.86	0.1535
5	15	15	176300	836.5	DFT-s-OFDM QPSK	1@77	23.13	21.88	0.1542
5	15	15	176300	836.5	DFT-s-OFDM 16 QAM	36@18	22.37	21.12	0.1294
5	15	15	176300	836.5	DFT-s-OFDM 16 QAM	1@1	22.16	20.91	0.1233
5	15	15	176300	836.5	DFT-s-OFDM 16 QAM	1@77	22.21	20.96	0.1247
5	15	15	176300	836.5	DFT-s-OFDM 64 QAM	36@18	20.83	19.58	0.0908
5	15	15	176300	836.5	DFT-s-OFDM 64 QAM	1@1	20.67	19.42	0.0875
5	15	15	176300	836.5	DFT-s-OFDM 64 QAM	1@77	20.67	19.42	0.0875
5	15	15	176300	836.5	DFT-s-OFDM 256 QAM	36@18	18.97	17.72	0.0592
5	15	15	176300	836.5	DFT-s-OFDM 256 QAM	1@1	18.91	17.66	0.0583
5	15	15	176300	836.5	DFT-s-OFDM 256 QAM	1@77	18.94	17.69	0.0587
5	15	15	176300	836.5	CP-OFDM QPSK	39@19	21.8	20.55	0.1135
5	15	15	176300	836.5	CP-OFDM QPSK	1@1	21.53	20.28	0.1067

5	15	15	176300	836.5	CP-OFDM QPSK	1@77	21.51	20.26	0.1062
5	15	15	177300	841.5	DFT-s-OFDM PI/2 BPSK	36@18	23.26	22.01	0.1589
5	15	15	177300	841.5	DFT-s-OFDM PI/2 BPSK	1@1	23.11	21.86	0.1535
5	15	15	177300	841.5	DFT-s-OFDM PI/2 BPSK	1@77	23.22	21.97	0.1574
5	15	15	177300	841.5	DFT-s-OFDM QPSK	36@18	23.24	21.99	0.1581
5	15	15	177300	841.5	DFT-s-OFDM QPSK	1@1	23.1	21.85	0.1531
5	15	15	177300	841.5	DFT-s-OFDM QPSK	1@77	23.18	21.93	0.1560
5	15	15	177300	841.5	DFT-s-OFDM 16 QAM	36@18	22.26	21.01	0.1262
5	15	15	177300	841.5	DFT-s-OFDM 16 QAM	1@1	22.24	20.99	0.1256
5	15	15	177300	841.5	DFT-s-OFDM 16 QAM	1@77	22.23	20.98	0.1253
5	15	15	177300	841.5	DFT-s-OFDM 64 QAM	36@18	20.79	19.54	0.0899
5	15	15	177300	841.5	DFT-s-OFDM 64 QAM	1@1	20.68	19.43	0.0877
5	15	15	177300	841.5	DFT-s-OFDM 64 QAM	1@77	20.66	19.41	0.0873
5	15	15	177300	841.5	DFT-s-OFDM 256 QAM	36@18	18.91	17.66	0.0583
5	15	15	177300	841.5	DFT-s-OFDM 256 QAM	1@1	18.93	17.68	0.0586
5	15	15	177300	841.5	DFT-s-OFDM 256 QAM	1@77	18.98	17.73	0.0593
5	15	15	177300	841.5	CP-OFDM QPSK	39@19	21.78	20.53	0.1130
5	15	15	177300	841.5	CP-OFDM QPSK	1@1	21.55	20.3	0.1072
5	15	15	177300	841.5	CP-OFDM QPSK	1@77	21.55	20.3	0.1072
5	15	20	175800	834	DFT-s-OFDM PI/2 BPSK	50@25	23.39	22.14	0.1637
5	15	20	175800	834	DFT-s-OFDM PI/2 BPSK	1@1	23.07	21.82	0.1521
5	15	20	175800	834	DFT-s-OFDM PI/2 BPSK	1@104	23.21	21.96	0.1570
5	15	20	175800	834	DFT-s-OFDM QPSK	50@25	23.5	22.25	0.1679
5	15	20	175800	834	DFT-s-OFDM QPSK	1@1	23.09	21.84	0.1528
5	15	20	175800	834	DFT-s-OFDM QPSK	1@104	23.2	21.95	0.1567
5	15	20	175800	834	DFT-s-OFDM 16 QAM	50@25	22.42	21.17	0.1309
5	15	20	175800	834	DFT-s-OFDM 16 QAM	1@1	22.18	20.93	0.1239
5	15	20	175800	834	DFT-s-OFDM 16 QAM	1@104	22.29	21.04	0.1271
5	15	20	175800	834	DFT-s-OFDM 64 QAM	50@25	20.91	19.66	0.0925
5	15	20	175800	834	DFT-s-OFDM 64 QAM	1@1	20.58	19.33	0.0857

5	15	20	175800	834	DFT-s-OFDM 64 QAM	1@104	20.69	19.44	0.0879
5	15	20	175800	834	DFT-s-OFDM 256 QAM	50@25	19.05	17.8	0.0603
5	15	20	175800	834	DFT-s-OFDM 256 QAM	1@1	18.89	17.64	0.0581
5	15	20	175800	834	DFT-s-OFDM 256 QAM	1@104	18.99	17.74	0.0594
5	15	20	175800	834	CP-OFDM QPSK	53@26	21.87	20.62	0.1153
5	15	20	175800	834	CP-OFDM QPSK	1@1	21.56	20.31	0.1074
5	15	20	175800	834	CP-OFDM QPSK	1@104	21.64	20.39	0.1094
5	15	20	176300	836.5	DFT-s-OFDM PI/2 BPSK	50@25	23.36	22.11	0.1626
5	15	20	176300	836.5	DFT-s-OFDM PI/2 BPSK	1@1	23.13	21.88	0.1542
5	15	20	176300	836.5	DFT-s-OFDM PI/2 BPSK	1@104	23.16	21.91	0.1552
5	15	20	176300	836.5	DFT-s-OFDM QPSK	50@25	23.37	22.12	0.1629
5	15	20	176300	836.5	DFT-s-OFDM QPSK	1@1	23.14	21.89	0.1545
5	15	20	176300	836.5	DFT-s-OFDM QPSK	1@104	23.24	21.99	0.1581
5	15	20	176300	836.5	DFT-s-OFDM 16 QAM	50@25	22.35	21.1	0.1288
5	15	20	176300	836.5	DFT-s-OFDM 16 QAM	1@1	22.3	21.05	0.1274
5	15	20	176300	836.5	DFT-s-OFDM 16 QAM	1@104	22.38	21.13	0.1297
5	15	20	176300	836.5	DFT-s-OFDM 64 QAM	50@25	20.85	19.6	0.0912
5	15	20	176300	836.5	DFT-s-OFDM 64 QAM	1@1	20.7	19.45	0.0881
5	15	20	176300	836.5	DFT-s-OFDM 64 QAM	1@104	20.78	19.53	0.0897
5	15	20	176300	836.5	DFT-s-OFDM 256 QAM	50@25	19.02	17.77	0.0598
5	15	20	176300	836.5	DFT-s-OFDM 256 QAM	1@1	18.96	17.71	0.0590
5	15	20	176300	836.5	DFT-s-OFDM 256 QAM	1@104	19	17.75	0.0596
5	15	20	176300	836.5	CP-OFDM QPSK	53@26	21.86	20.61	0.1151
5	15	20	176300	836.5	CP-OFDM QPSK	1@1	21.58	20.33	0.1079
5	15	20	176300	836.5	CP-OFDM QPSK	1@104	21.61	20.36	0.1086
5	15	20	176800	839	DFT-s-OFDM PI/2 BPSK	50@25	23.29	22.04	0.1600
5	15	20	176800	839	DFT-s-OFDM PI/2 BPSK	1@1	23.13	21.88	0.1542
5	15	20	176800	839	DFT-s-OFDM PI/2 BPSK	1@104	23.23	21.98	0.1578
5	15	20	176800	839	DFT-s-OFDM QPSK	50@25	23.27	22.02	0.1592
5	15	20	176800	839	DFT-s-OFDM QPSK	1@1	23.17	21.92	0.1556

5	15	20	176800	839	DFT-s-OFDM QPSK	1@104	23.25	22	0.1585
5	15	20	176800	839	DFT-s-OFDM 16 QAM	50@25	22.3	21.05	0.1274
5	15	20	176800	839	DFT-s-OFDM 16 QAM	1@1	22.32	21.07	0.1279
5	15	20	176800	839	DFT-s-OFDM 16 QAM	1@104	22.4	21.15	0.1303
5	15	20	176800	839	DFT-s-OFDM 64 QAM	50@25	20.83	19.58	0.0908
5	15	20	176800	839	DFT-s-OFDM 64 QAM	1@1	20.73	19.48	0.0887
5	15	20	176800	839	DFT-s-OFDM 64 QAM	1@104	20.73	19.48	0.0887
5	15	20	176800	839	DFT-s-OFDM 256 QAM	50@25	18.99	17.74	0.0594
5	15	20	176800	839	DFT-s-OFDM 256 QAM	1@1	18.96	17.71	0.0590
5	15	20	176800	839	DFT-s-OFDM 256 QAM	1@104	19.01	17.76	0.0597
5	15	20	176800	839	CP-OFDM QPSK	53@26	21.83	20.58	0.1143
5	15	20	176800	839	CP-OFDM QPSK	1@1	21.64	20.39	0.1094
5	15	20	176800	839	CP-OFDM QPSK	1@104	21.66	20.41	0.1099

Frequency Stability

NR Band	SCS (kHz)	Bandwidth (MHz)	Arfcn	Freq (MHz)	Modulation	RB	Deviation (ppm)	Verdict	Environment
5	15	20	176300	836.5	DFT-s-OFDM QPSK	100@0	0.00382	**PASS**	NV
5	15	20	176300	836.5	DFT-s-OFDM QPSK	100@0	0.00401	**PASS**	LV
5	15	20	176300	836.5	DFT-s-OFDM QPSK	100@0	0.00359	**PASS**	HV
5	15	20	176300	836.5	DFT-s-OFDM QPSK	100@0	0.00218	**PASS**	-30℃
5	15	20	176300	836.5	DFT-s-OFDM QPSK	100@0	0.00432	**PASS**	-20℃
5	15	20	176300	836.5	DFT-s-OFDM QPSK	100@0	0.00573	**PASS**	-10℃
5	15	20	176300	836.5	DFT-s-OFDM QPSK	100@0	0.00588	**PASS**	0℃
5	15	20	176300	836.5	DFT-s-OFDM QPSK	100@0	0.00555	**PASS**	10℃
5	15	20	176300	836.5	DFT-s-OFDM QPSK	100@0	0.00656	**PASS**	20℃
5	15	20	176300	836.5	DFT-s-OFDM QPSK	100@0	0.00656	**PASS**	30℃
5	15	20	176300	836.5	DFT-s-OFDM QPSK	100@0	0.00255	**PASS**	40℃
5	15	20	176300	836.5	DFT-s-OFDM QPSK	100@0	0.00366	**PASS**	50℃

Peak to Average Radio

NR Band	SCS (kHz)	Bandwidth (MHz)	Arfcn	Freq (MHz)	Modulation	RB	Result (dB)	Limit (dB)	Verdict
5	15	20	175800	834.0	DFT-s-OFDM PI/2 BPSK	100@0	4.38	13	**PASS**
5	15	20	175800	834.0	DFT-s-OFDM PI/2 BPSK	1@0	3.54	13	**PASS**
5	15	20	175800	834.0	DFT-s-OFDM QPSK	100@0	5.73	13	**PASS**
5	15	20	175800	834.0	DFT-s-OFDM QPSK	1@0	5.5	13	**PASS**
5	15	20	176300	836.5	DFT-s-OFDM PI/2 BPSK	100@0	4.34	13	**PASS**
5	15	20	176300	836.5	DFT-s-OFDM PI/2 BPSK	1@0	3.51	13	**PASS**
5	15	20	176300	836.5	DFT-s-OFDM QPSK	100@0	5.74	13	**PASS**
5	15	20	176300	836.5	DFT-s-OFDM QPSK	1@0	5.49	13	**PASS**
5	15	20	176800	839.0	DFT-s-OFDM PI/2 BPSK	100@0	4.37	13	**PASS**
5	15	20	176800	839.0	DFT-s-OFDM PI/2 BPSK	1@0	3.56	13	**PASS**
5	15	20	176800	839.0	DFT-s-OFDM QPSK	100@0	5.74	13	**PASS**
5	15	20	176800	839.0	DFT-s-OFDM QPSK	1@0	5.51	13	**PASS**

B2_N5(20M)_DFT-s-OFDM_PI_2-BPSK_Outer_Full_Low_CH

B2_N5(20M)_DFT-s-OFDM_PI_2-BPSK_Edge_1RB_Left_Low_CH

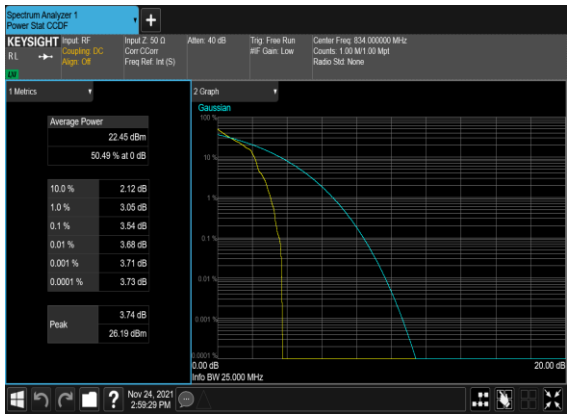

B2_N5(20M)_DFT-s-OFDM_QPSK_Outer_Full_Low_CH

B2_N5(20M)_DFT-s-OFDM_QPSK_Edge_1RB_Left_Low_CH

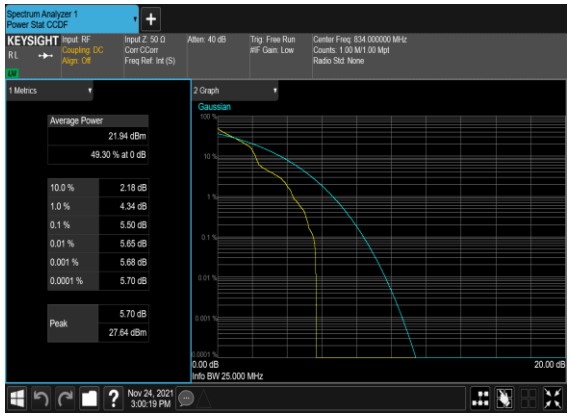

B2_N5(20M)_DFT-s-OFDM_PI_2-BPSK_Outer_Full_Mid_CH

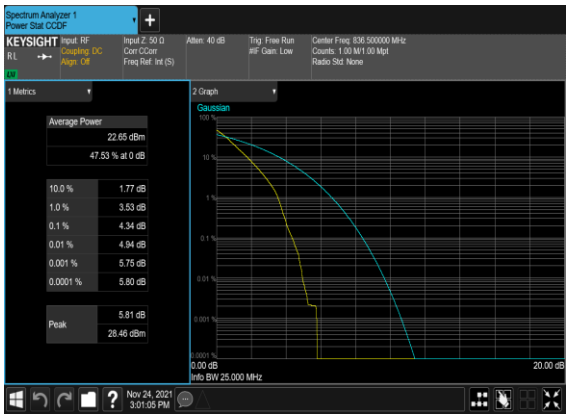

B2_N5(20M)_DFT-s-OFDM_PI_2-BPSK_Edge_1RB_Left_Mid_CH

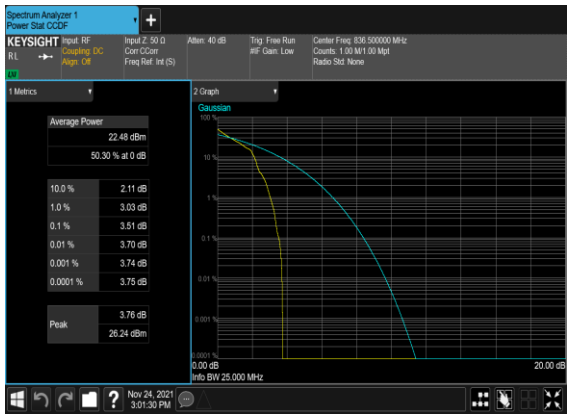

B2_N5(20M)_DFT-s-OFDM_QPSK_Outer_Full_Mid_CH

B2_N5(20M)_DFT-s-OFDM_QPSK_Edge_1RB_Left_Mid_CH

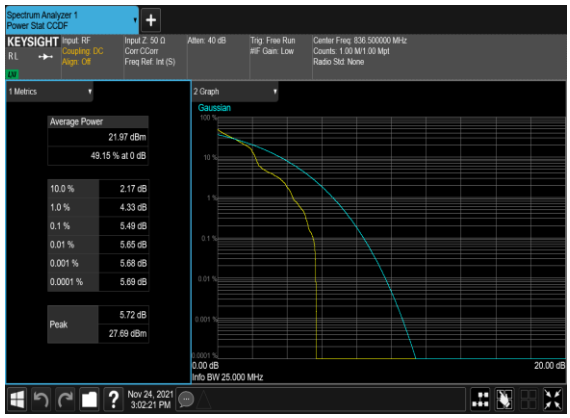

B2_N5(20M)_DFT-s-OFDM_PI_2-BPSK_Outer_Full_High_CH

B2_N5(20M)_DFT-s-OFDM_PI_2-BPSK_Edge_1RB_Left_High_CH

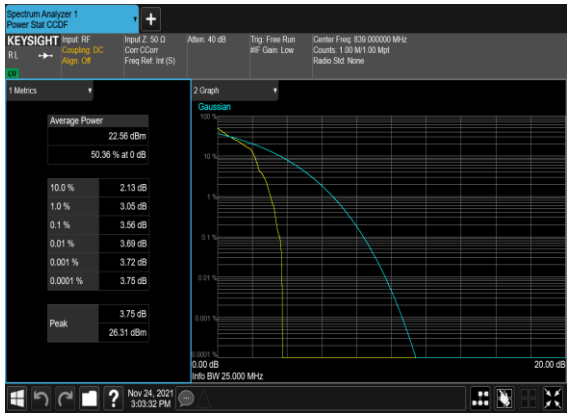

B2_N5(20M)_DFT-s-OFDM_QPSK_Outer_Full_High_CH

B2_N5(20M)_DFT-s-OFDM_QPSK_Edge_1RB_Left_High_CH

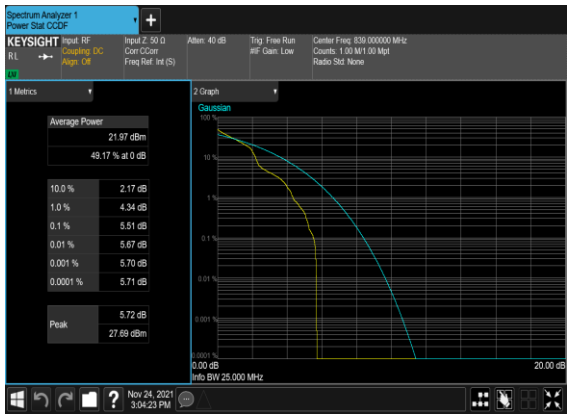

Occupied Bandwidth

NR Band	SCS (kHz)	Bandwidth (MHz)	Arfcn	Freq (MHz)	Modulation	RB	OBW (MHz)	26dB OBW (MHz)
5	15	5	176300	836.5	DFT-s-OFDM PI/2 BPSK	25@0	4.4743	4.84
5	15	5	176300	836.5	DFT-s-OFDM QPSK	25@0	4.4616	4.83
5	15	5	176300	836.5	CP-OFDM QPSK	25@0	4.4758	4.926
5	15	5	176300	836.5	CP-OFDM 16 QAM	25@0	4.4647	4.852
5	15	5	176300	836.5	CP-OFDM 64 QAM	25@0	4.462	4.883
5	15	5	176300	836.5	CP-OFDM 256 QAM	25@0	4.4544	4.808
5	15	10	176300	836.5	DFT-s-OFDM PI/2 BPSK	50@0	8.9069	9.579
5	15	10	176300	836.5	DFT-s-OFDM QPSK	50@0	8.8953	9.541
5	15	10	176300	836.5	CP-OFDM QPSK	52@0	9.2685	9.88
5	15	10	176300	836.5	CP-OFDM 16 QAM	52@0	9.2833	9.933
5	15	10	176300	836.5	CP-OFDM 64 QAM	52@0	9.2731	9.875
5	15	10	176300	836.5	CP-OFDM 256 QAM	52@0	9.2868	9.86
5	15	15	176300	836.5	DFT-s-OFDM PI/2 BPSK	75@0	13.373	14.12
5	15	15	176300	836.5	DFT-s-OFDM QPSK	75@0	13.383	14.09
5	15	15	176300	836.5	CP-OFDM QPSK	79@0	14.098	14.82
5	15	15	176300	836.5	CP-OFDM 16 QAM	79@0	14.092	14.81
5	15	15	176300	836.5	CP-OFDM 64 QAM	79@0	14.12	14.76
5	15	15	176300	836.5	CP-OFDM 256 QAM	79@0	14.085	14.78
5	15	20	176300	836.5	DFT-s-OFDM PI/2 BPSK	100@0	17.89	19.02
5	15	20	176300	836.5	DFT-s-OFDM QPSK	100@0	17.83	18.79
5	15	20	176300	836.5	CP-OFDM QPSK	106@0	18.872	19.83
5	15	20	176300	836.5	CP-OFDM 16 QAM	106@0	18.869	19.82
5	15	20	176300	836.5	CP-OFDM 64 QAM	106@0	18.909	19.93
5	15	20	176300	836.5	CP-OFDM 256 QAM	106@0	18.925	20.05

B2_N5(5M)_DFT-s-OFDM_PI_2-BPSK_Outer_Full_Mid_CH

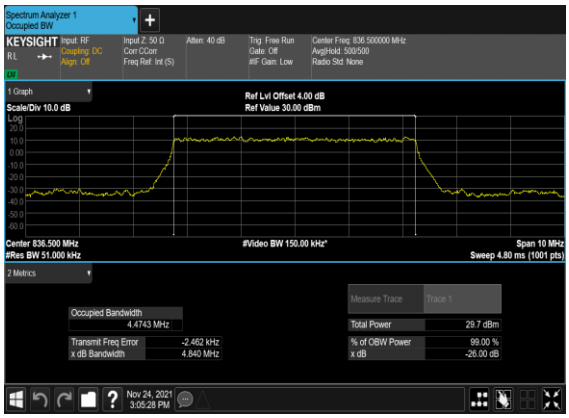

B2_N5(5M)_DFT-s-OFDM_QPSK_Outer_Full_Mid_CH

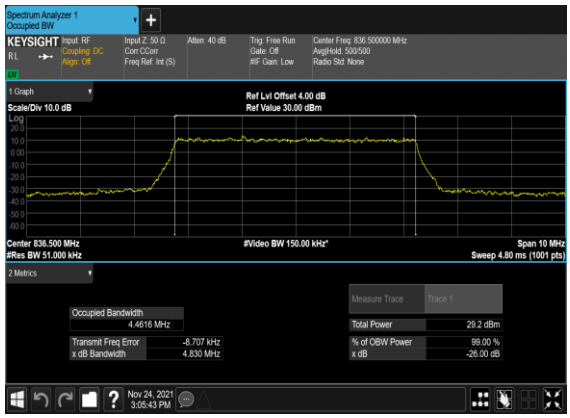

B2_N5(5M)_CP-OFDM_QPSK_Outer_Full_Mid_CH

B2_N5(5M)_CP-OFDM_16 QAM_Outer_Full_Mid_CH

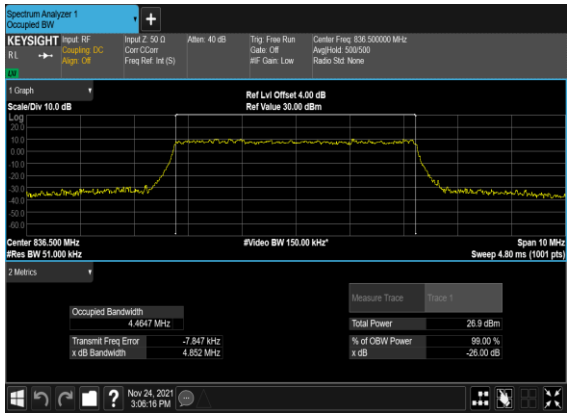

B2_N5(5M)_CP-OFDM_64 QAM_Outer_Full_Mid_CH

B2_N5(5M)_CP-OFDM_256 QAM_Outer_Full_Mid_CH

B2_N5(10M)_DFT-s-OFDM_PI_2-BPSK_Outer_Full_Mid_CH

B2_N5(10M)_DFT-s-OFDM_QPSK_Outer_Full_Mid_CH

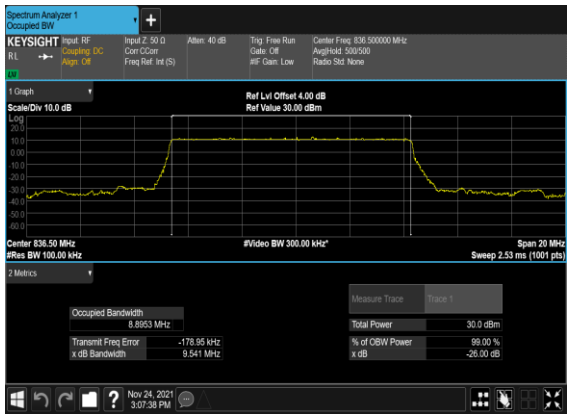

B2_N5(10M)_CP-OFDM_QPSK_Outer_Full_Mid_CH

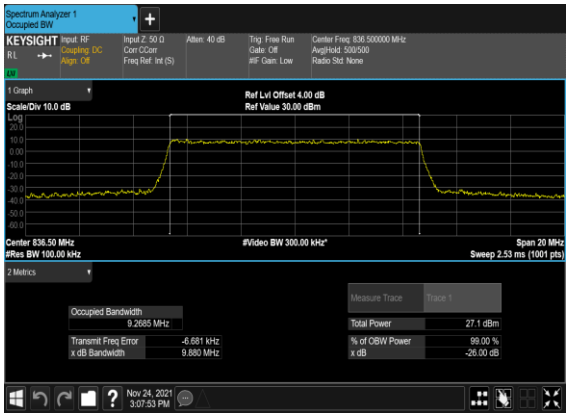

B2_N5(10M)_CP-OFDM_16 QAM_Outer_Full_Mid_CH

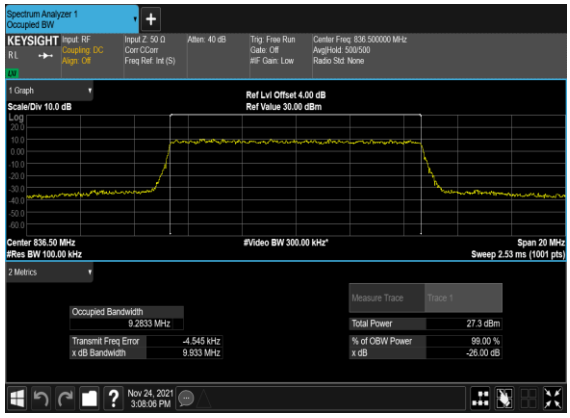

B2_N5(10M)_CP-OFDM_64 QAM_Outer_Full_Mid_CH

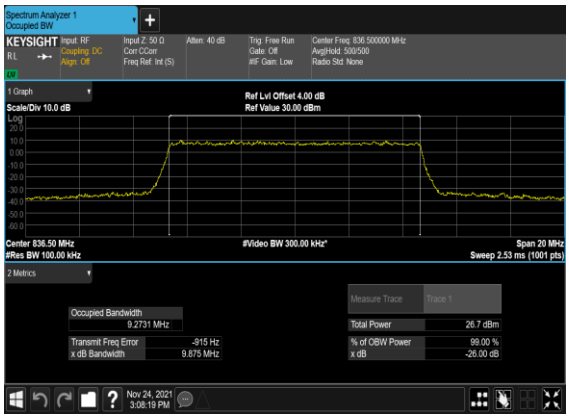

B2_N5(10M)_CP-OFDM_256 QAM_Outer_Full_Mid_CH

B2_N5(15M)_DFT-s-OFDM_PI_2-BPSK_Outer_Full_Mid_CH

B2_N5(15M)_DFT-s-OFDM_QPSK_Outer_Full_Mid_CH

B2_N5(15M)_CP-OFDM_QPSK_Outer_Full_Mid_CH

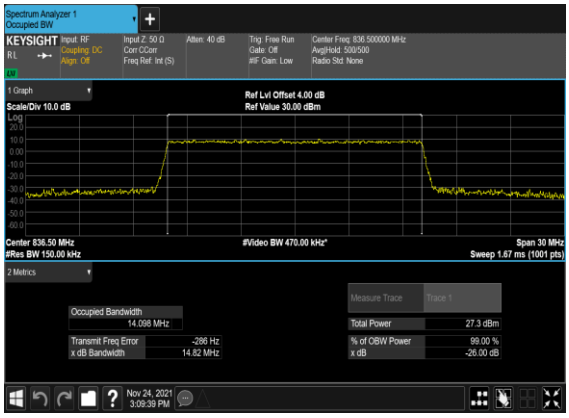

B2_N5(15M)_CP-OFDM_16 QAM_Outer_Full_Mid_CH

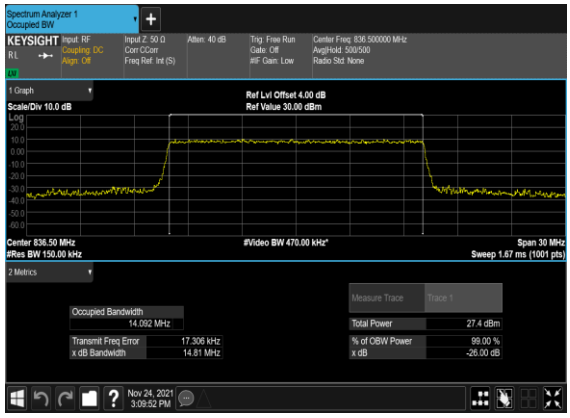

B2_N5(15M)_CP-OFDM_64 QAM_Outer_Full_Mid_CH

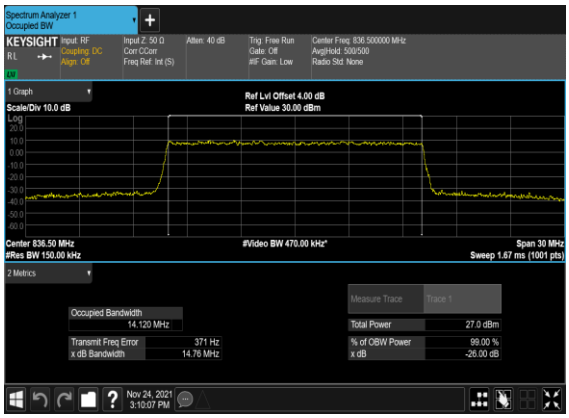

B2_N5(15M)_CP-OFDM_256 QAM_Outer_Full_Mid_CH

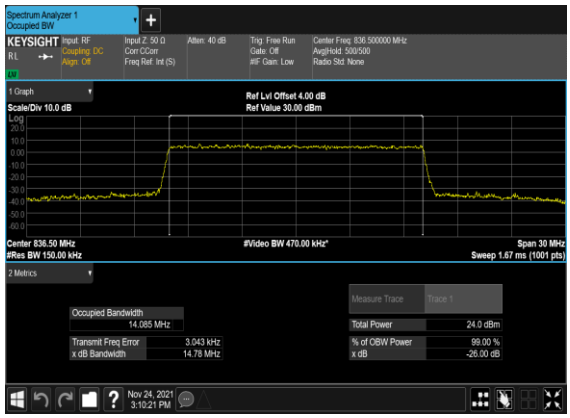

B2_N5(20M)_DFT-s-OFDM_PI_2-BPSK_Outer_Full_Mid_CH

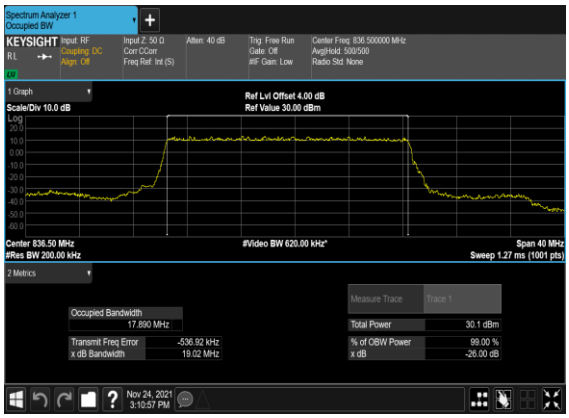

B2_N5(20M)_DFT-s-OFDM_QPSK_Outer_Full_Mid_CH

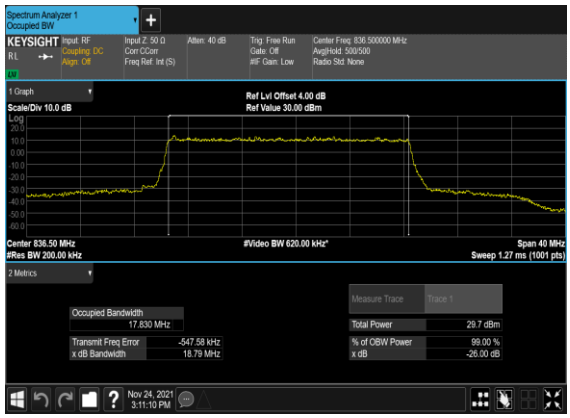

B2_N5(20M)_CP-OFDM_QPSK_Outer_Full_Mid_CH

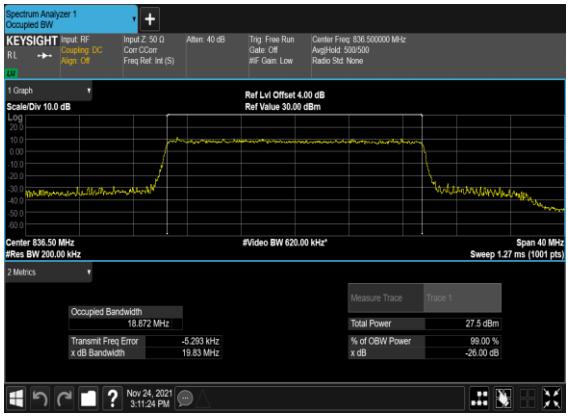

B2_N5(20M)_CP-OFDM_16 QAM_Outer_Full_Mid_CH

B2_N5(20M)_CP-OFDM_64 QAM_Outer_Full_Mid_CH

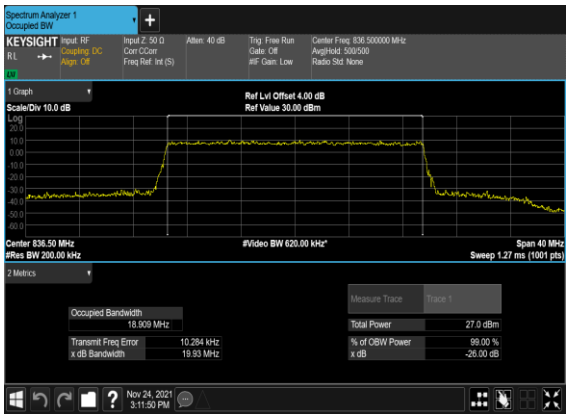

B2_N5(20M)_CP-OFDM_256 QAM_Outer_Full_Mid_CH

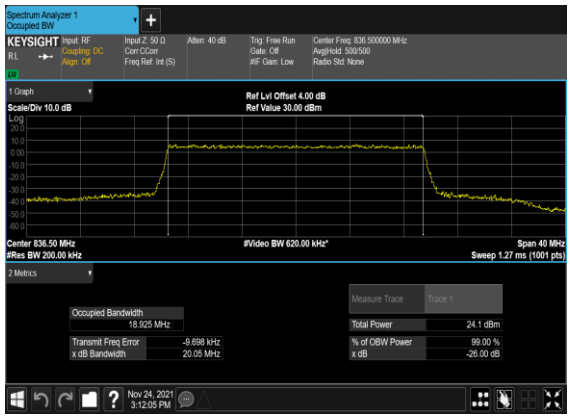

Conducted Spurious Emissions

NR Band	SCS (kHz)	Bandwidth (MHz)	Arfcn	Freq (MHz)	Modulation	RB	Result	Verdict
5	15	5	174300	826.5	DFT-s-OFDM BPSK	1@0	see graph	**---**
5	15	5	174300	826.5	DFT-s-OFDM BPSK	1@0	see graph	**PASS**
5	15	5	174300	826.5	DFT-s-OFDM QPSK	1@0	see graph	**---**
5	15	5	174300	826.5	DFT-s-OFDM QPSK	1@0	see graph	**PASS**
5	15	5	176300	836.5	DFT-s-OFDM BPSK	1@0	see graph	**---**
5	15	5	176300	836.5	DFT-s-OFDM BPSK	1@0	see graph	**PASS**
5	15	5	176300	836.5	DFT-s-OFDM QPSK	1@0	see graph	**---**
5	15	5	176300	836.5	DFT-s-OFDM QPSK	1@0	see graph	**PASS**
5	15	5	178300	846.5	DFT-s-OFDM BPSK	1@0	see graph	**---**
5	15	5	178300	846.5	DFT-s-OFDM BPSK	1@0	see graph	**PASS**
5	15	5	178300	846.5	DFT-s-OFDM QPSK	1@0	see graph	**---**
5	15	5	178300	846.5	DFT-s-OFDM QPSK	1@0	see graph	**PASS**
5	15	10	174800	829.0	DFT-s-OFDM BPSK	1@0	see graph	**---**
5	15	10	174800	829.0	DFT-s-OFDM BPSK	1@0	see graph	**PASS**
5	15	10	174800	829.0	DFT-s-OFDM QPSK	1@0	see graph	**---**
5	15	10	174800	829.0	DFT-s-OFDM QPSK	1@0	see graph	**PASS**
5	15	10	176300	836.5	DFT-s-OFDM BPSK	1@0	see graph	**---**
5	15	10	176300	836.5	DFT-s-OFDM BPSK	1@0	see graph	**PASS**
5	15	10	176300	836.5	DFT-s-OFDM QPSK	1@0	see graph	**---**
5	15	10	176300	836.5	DFT-s-OFDM QPSK	1@0	see graph	**PASS**
5	15	10	177800	844.0	DFT-s-OFDM BPSK	1@0	see graph	**---**
5	15	10	177800	844.0	DFT-s-OFDM BPSK	1@0	see graph	**PASS**

5	15	10	177800	844.0	DFT-s-OFDM QPSK	1@0	see graph	**---**
5	15	10	177800	844.0	DFT-s-OFDM QPSK	1@0	see graph	**PASS**
5	15	20	175800	834.0	DFT-s-OFDM BPSK	1@0	see graph	**---**
5	15	20	175800	834.0	DFT-s-OFDM BPSK	1@0	see graph	**PASS**
5	15	20	175800	834.0	DFT-s-OFDM QPSK	1@0	see graph	**---**
5	15	20	175800	834.0	DFT-s-OFDM QPSK	1@0	see graph	**PASS**
5	15	20	176300	836.5	DFT-s-OFDM BPSK	1@0	see graph	**---**
5	15	20	176300	836.5	DFT-s-OFDM BPSK	1@0	see graph	**PASS**
5	15	20	176300	836.5	DFT-s-OFDM QPSK	1@0	see graph	**---**
5	15	20	176300	836.5	DFT-s-OFDM QPSK	1@0	see graph	**PASS**
5	15	20	176800	839.0	DFT-s-OFDM BPSK	1@0	see graph	**---**
5	15	20	176800	839.0	DFT-s-OFDM BPSK	1@0	see graph	**PASS**
5	15	20	176800	839.0	DFT-s-OFDM QPSK	1@0	see graph	**---**
5	15	20	176800	839.0	DFT-s-OFDM QPSK	1@0	see graph	**PASS**

B2_N5(5M)_DFT-s-OFDM_BPSK_Edge_1RB_Left_Low_CH

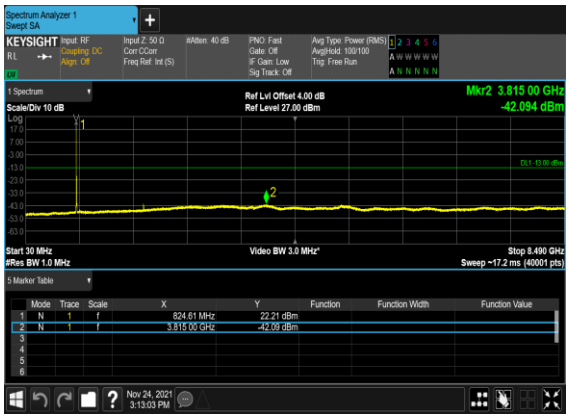

B2_N5(5M)_DFT-s-OFDM_QPSK_Edge_1RB_Left_Low_CH

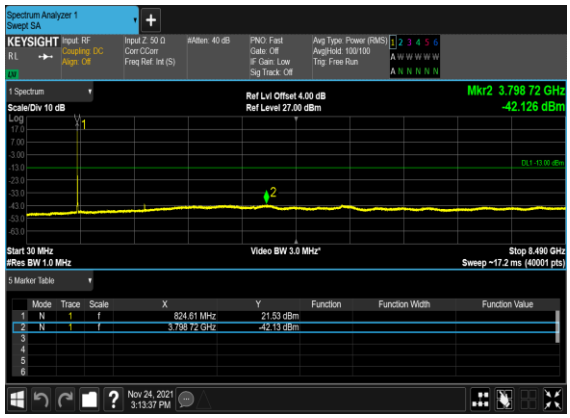

B2_N5(5M)_DFT-s-OFDM_BPSK_Edge_1RB_Left_Mid_CH

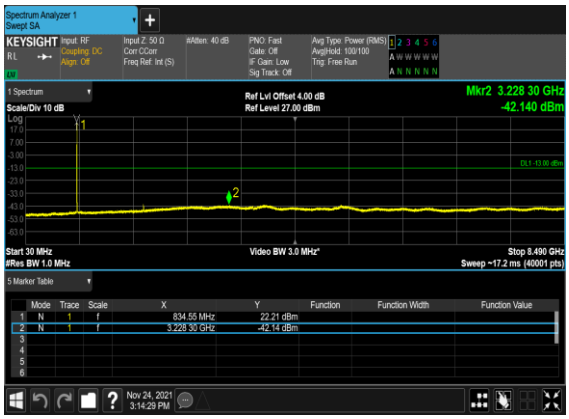

B2_N5(5M)_DFT-s-OFDM_QPSK_Edge_1RB_Left_Mid_CH

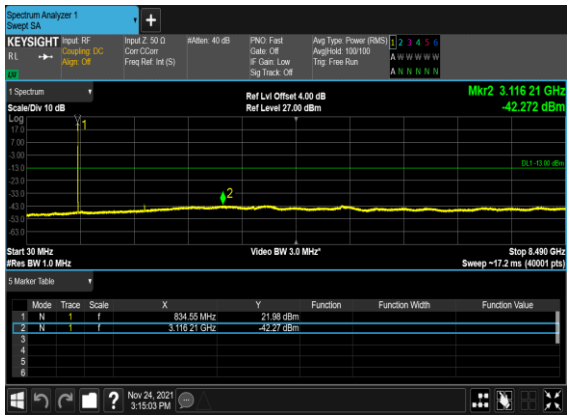

B2_N5(5M)_DFT-s-OFDM_BPSK_Edge_1RB_Left_High_CH

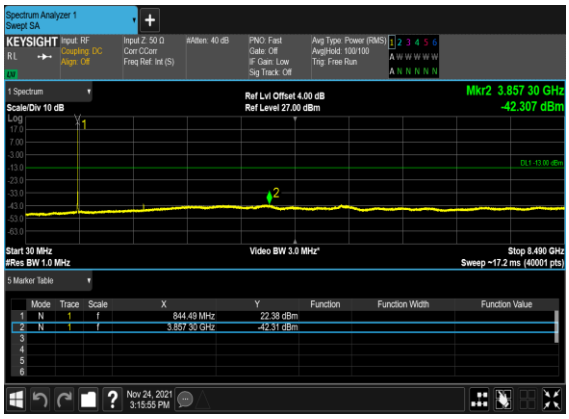

B2_N5(5M)_DFT-s-OFDM_QPSK_Edge_1RB_Left_High_CH

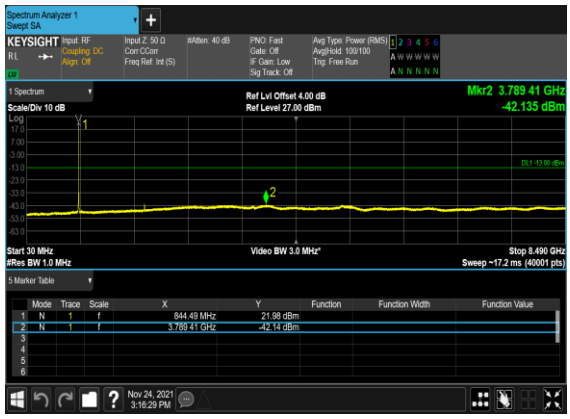

B2_N5(10M)_DFT-s-OFDM_BPSK_Edge_1RB_Left_Low_CH

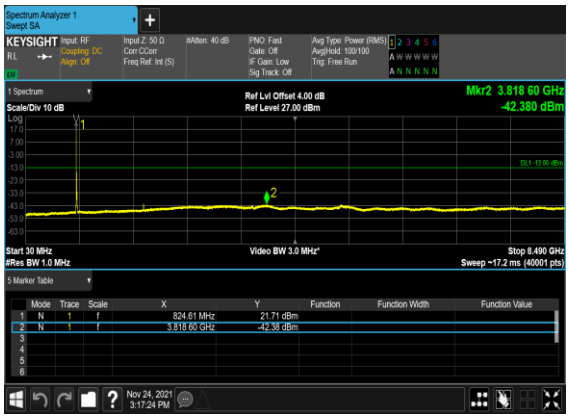

B2_N5(10M)_DFT-s-OFDM_QPSK_Edge_1RB_Left_Low_CH

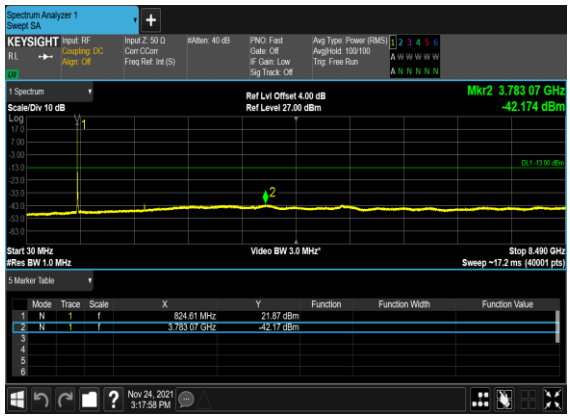

B2_N5(10M)_DFT-s-OFDM_BPSK_Edge_1RB_Left_Mid_CH

B2_N5(10M)_DFT-s-OFDM_QPSK_Edge_1RB_Left_Mid_CH

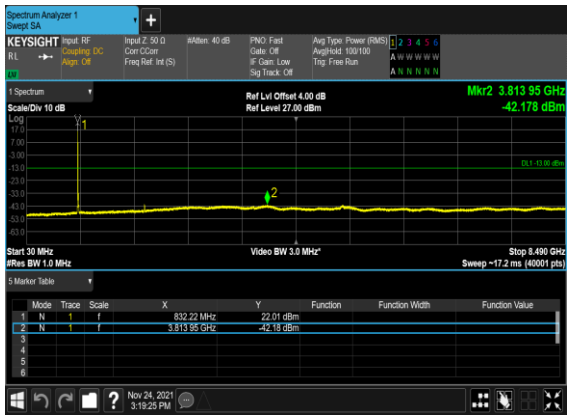

B2_N5(10M)_DFT-s-OFDM_BPSK_Edge_1RB_Left_High_CH

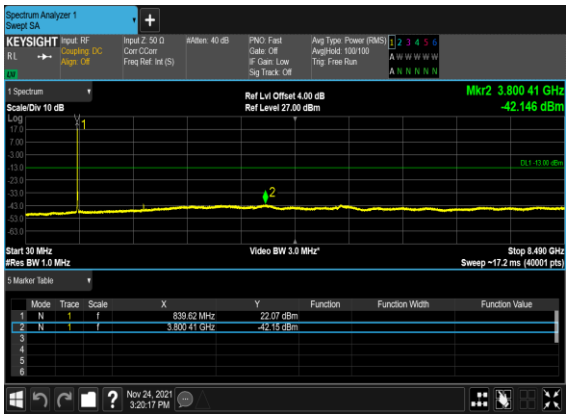

B2_N5(10M)_DFT-s-OFDM_QPSK_Edge_1RB_Left_High_CH

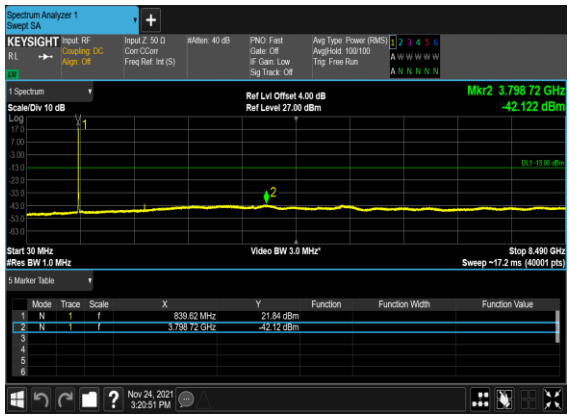

B2_N5(20M)_DFT-s-OFDM_BPSK_Edge_1RB_Left_Low_CH

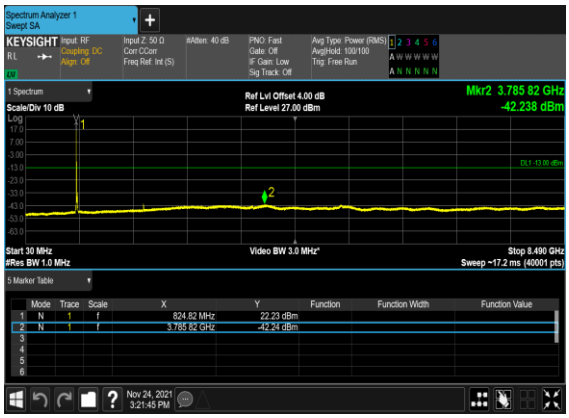

B2_N5(20M)_DFT-s-OFDM_QPSK_Edge_1RB_Left_Low_CH

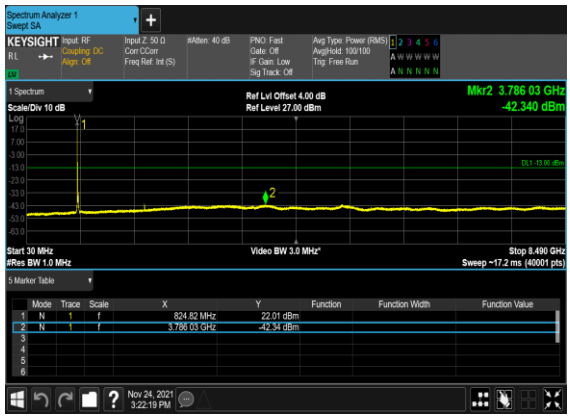

B2_N5(20M)_DFT-s-OFDM_BPSK_Edge_1RB_Left_Mid_CH

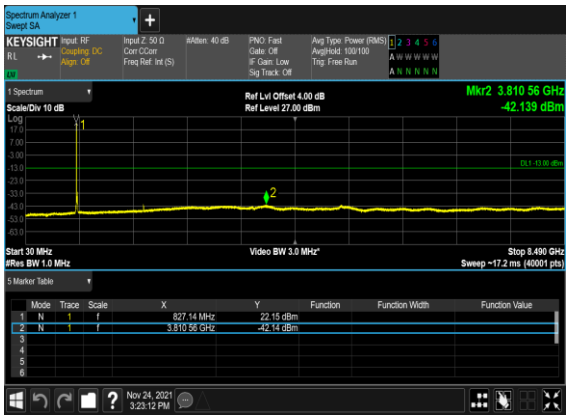

B2_N5(20M)_DFT-s-OFDM_QPSK_Edge_1RB_Left_Mid_CH

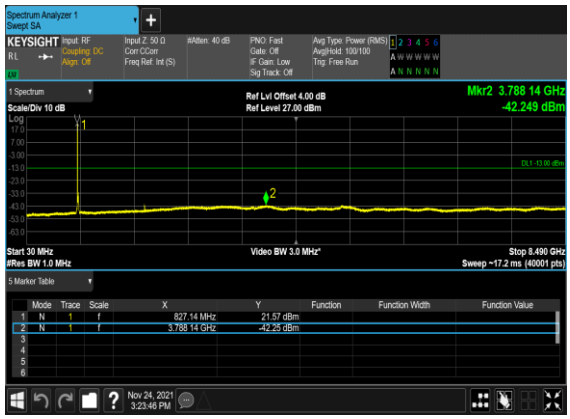

B2_N5(20M)_DFT-s-OFDM_BPSK_Edge_1RB_Left_High_CH

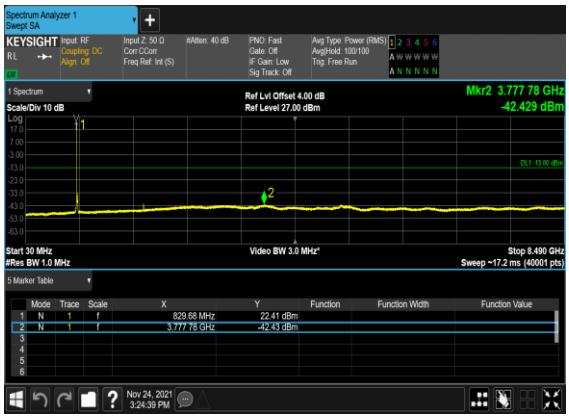

B2_N5(20M)_DFT-s-OFDM_QPSK_Edge_1RB_Left_High_CH

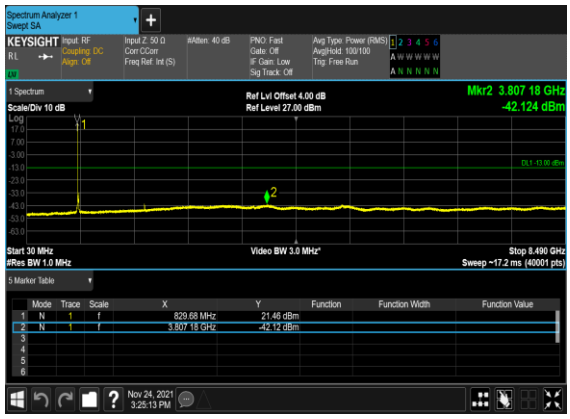

Conducted Band Edge

NR Band	SCS (kHz)	Bandwidth (MHz)	Arfcn	Freq (MHz)	Modulation	RB	Result	Verdict
5	15	5	174300	826.5	DFT-s-OFDM BPSK	1@0	see graph	**PASS**
5	15	5	174300	826.5	DFT-s-OFDM QPSK	1@0	see graph	**PASS**
5	15	5	174300	826.5	DFT-s-OFDM BPSK	25@0	see graph	**PASS**
5	15	5	174300	826.5	DFT-s-OFDM QPSK	25@0	see graph	**PASS**
5	15	5	178300	846.5	DFT-s-OFDM BPSK	1@24	see graph	**PASS**
5	15	5	178300	846.5	DFT-s-OFDM QPSK	1@24	see graph	**PASS**
5	15	5	178300	846.5	DFT-s-OFDM BPSK	25@0	see graph	**PASS**
5	15	5	178300	846.5	DFT-s-OFDM QPSK	25@0	see graph	**PASS**
5	15	10	174800	829.0	DFT-s-OFDM BPSK	1@0	see graph	**PASS**
5	15	10	174800	829.0	DFT-s-OFDM QPSK	1@0	see graph	**PASS**
5	15	10	174800	829.0	DFT-s-OFDM BPSK	50@0	see graph	**PASS**
5	15	10	174800	829.0	DFT-s-OFDM QPSK	50@0	see graph	**PASS**
5	15	10	177800	844.0	DFT-s-OFDM BPSK	1@51	see graph	**PASS**
5	15	10	177800	844.0	DFT-s-OFDM QPSK	1@51	see graph	**PASS**
5	15	10	177800	844.0	DFT-s-OFDM BPSK	50@0	see graph	**PASS**
5	15	10	177800	844.0	DFT-s-OFDM QPSK	50@0	see graph	**PASS**
5	15	20	175800	834.0	DFT-s-OFDM BPSK	1@0	see graph	**PASS**
5	15	20	175800	834.0	DFT-s-OFDM QPSK	1@0	see graph	**PASS**
5	15	20	175800	834.0	DFT-s-OFDM BPSK	100@0	see graph	**PASS**
5	15	20	175800	834.0	DFT-s-OFDM QPSK	100@0	see graph	**PASS**
5	15	20	176800	839.0	DFT-s-OFDM BPSK	1@105	see graph	**PASS**
5	15	20	176800	839.0	DFT-s-OFDM QPSK	1@105	see graph	**PASS**
5	15	20	176800	839.0	DFT-s-OFDM BPSK	100@0	see graph	**PASS**
5	15	20	176800	839.0	DFT-s-OFDM QPSK	100@0	see graph	**PASS**

B2_N5(5M)_DFT-s-OFDM_BPSK_Edge_1RB_Left_Low_CH

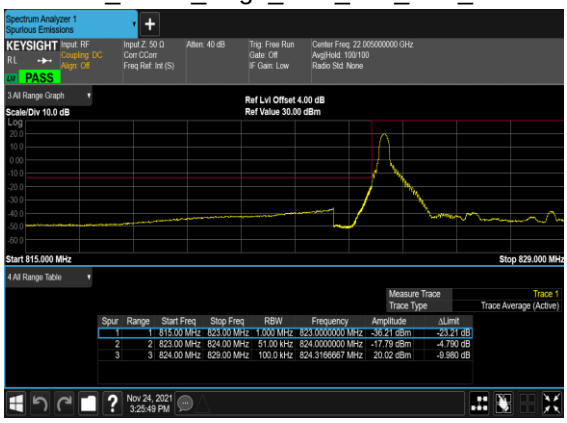

B2_N5(5M)_DFT-s-OFDM_QPSK_Edge_1RB_Left_Low_CH

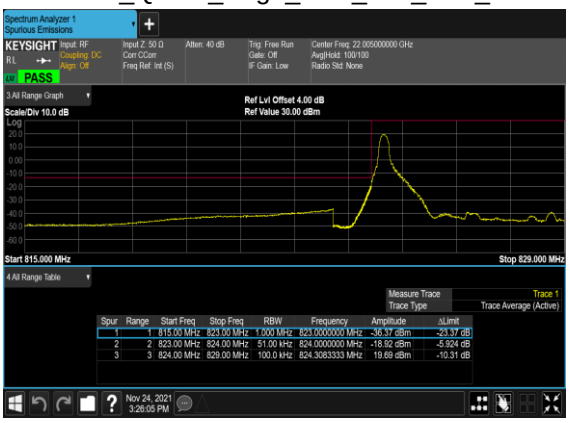

B2_N5(5M)_DFT-s-OFDM_BPSK_Outer_Full_Low_CH

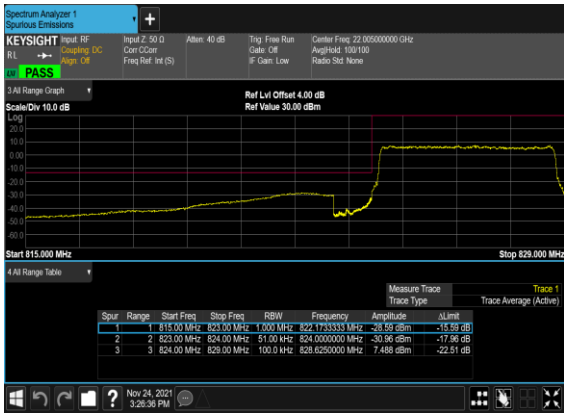

B2_N5(5M)_DFT-s-OFDM_QPSK_Outer_Full_Low_CH

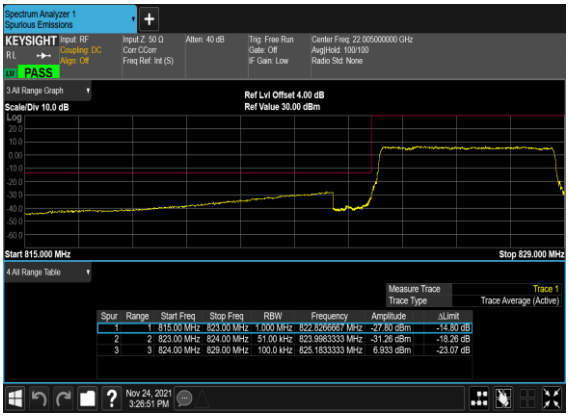

B2_N5(5M)_DFT-s-OFDM_BPSK_Edge_1RB_Right_High_CH

B2_N5(5M)_DFT-s-OFDM_QPSK_Edge_1RB_Right_High_CH

B2_N5(5M)_DFT-s-OFDM_BPSK_Outer_Full_High_CH

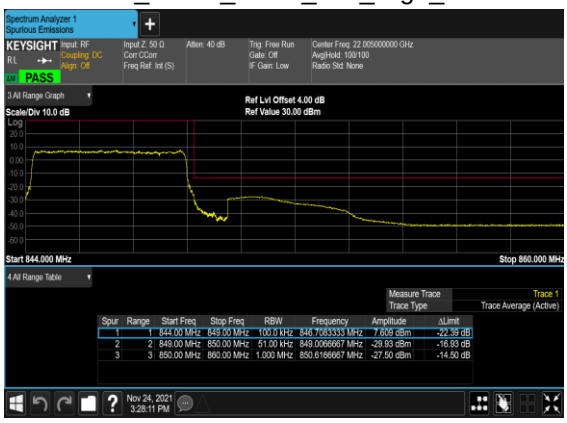

B2_N5(5M)_DFT-s-OFDM_QPSK_Outer_Full_High_CH

B2_N5(10M)_DFT-s-OFDM_BPSK_Edge_1RB_Left_Low_CH

B2_N5(10M)_DFT-s-OFDM_QPSK_Edge_1RB_Left_Low_CH

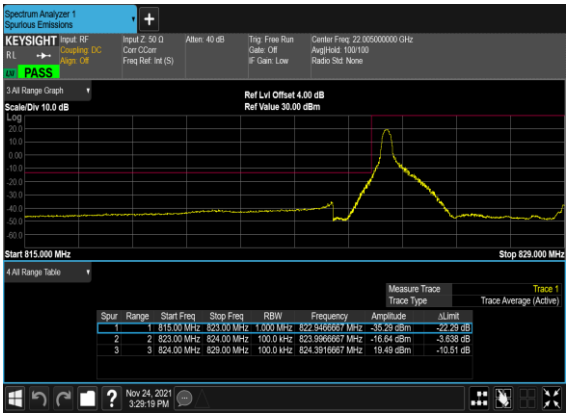

B2_N5(10M)_DFT-s-OFDM_BPSK_Outer_Full_Low_CH

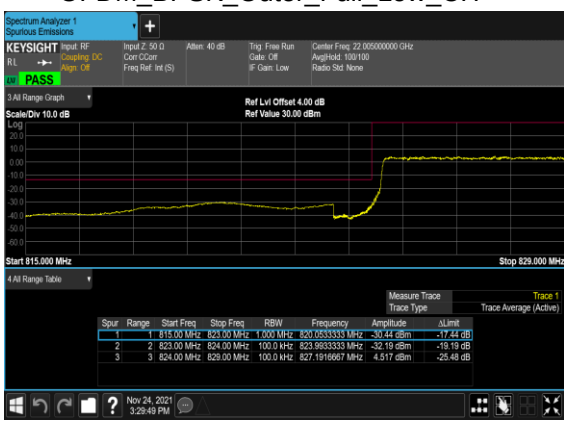

B2_N5(10M)_DFT-s-OFDM_QPSK_Outer_Full_Low_CH

B2_N5(10M)_DFT-s-OFDM_BPSK_Edge_1RB_Right_High_CH

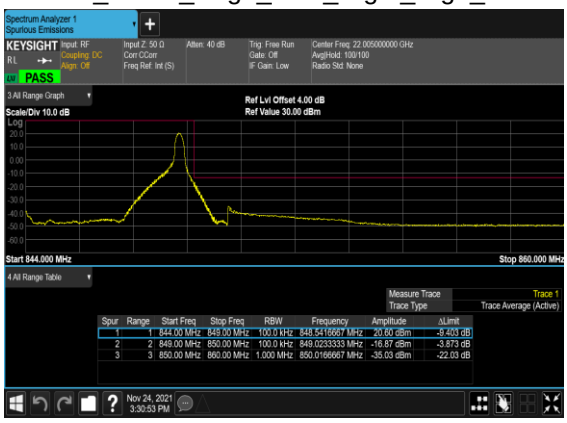

B2_N5(10M)_DFT-s-OFDM_QPSK_Edge_1RB_Right_High_CH

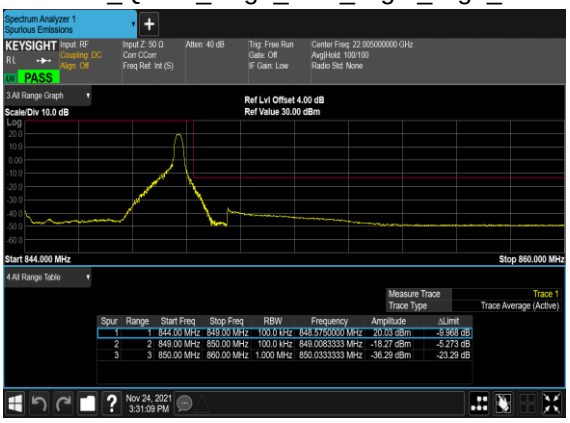

B2_N5(10M)_DFT-s-OFDM_BPSK_Outer_Full_High_CH

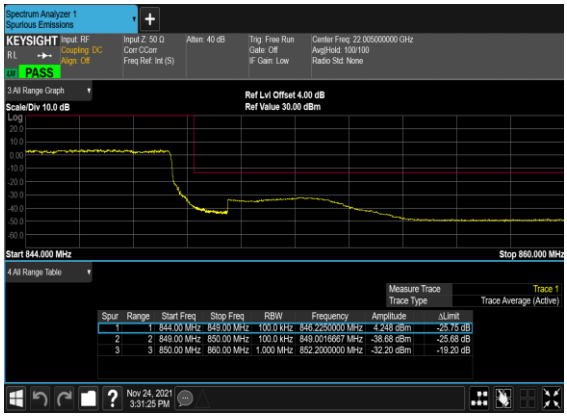

B2_N5(10M)_DFT-s-OFDM_QPSK_Outer_Full_High_CH

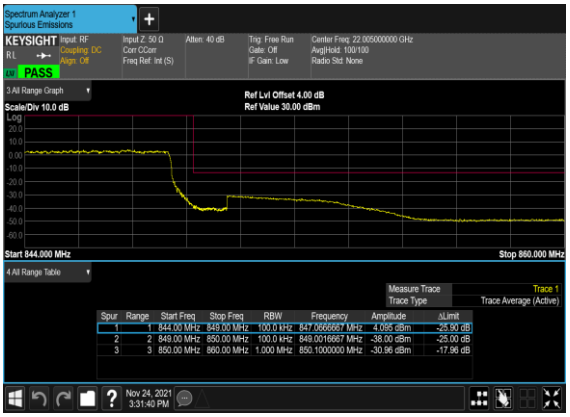

B2_N5(20M)_DFT-s-OFDM_BPSK_Edge_1RB_Left_Low_CH

B2_N5(20M)_DFT-s-OFDM_BPSK_Edge_1RB_Left_Low_CH_**CHP_PAS**

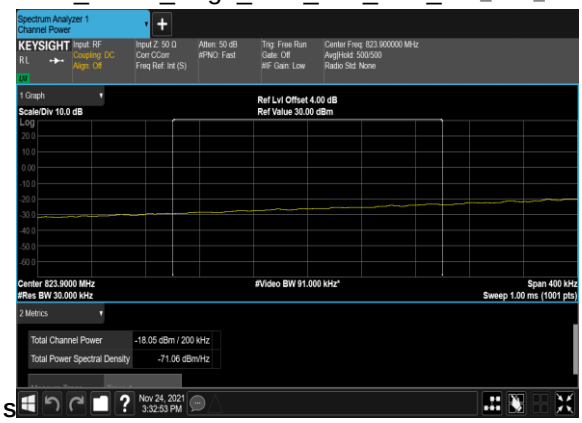

S

B2_N5(20M)_DFT-s-OFDM_QPSK_Edge_1RB_Left_Low_CH

B2_N5(20M)_DFT-s-OFDM_QPSK_Edge_1RB_Left_Low_CH_CHP_PASS

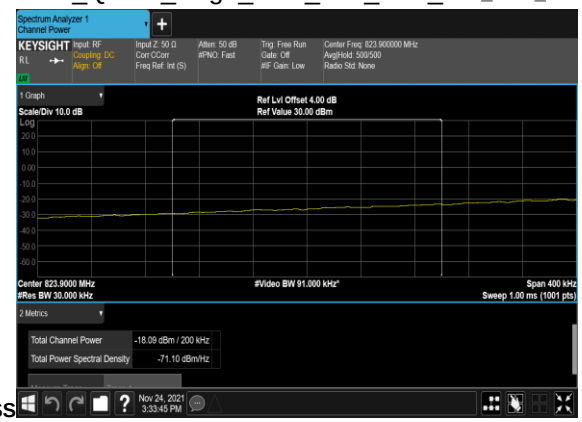

B2_N5(20M)_DFT-s-OFDM_BPSK_Outer_Full_Low_CH

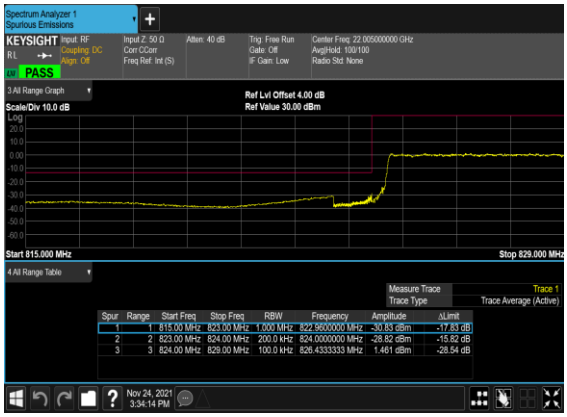

B2_N5(20M)_DFT-s-OFDM_QPSK_Outer_Full_Low_CH

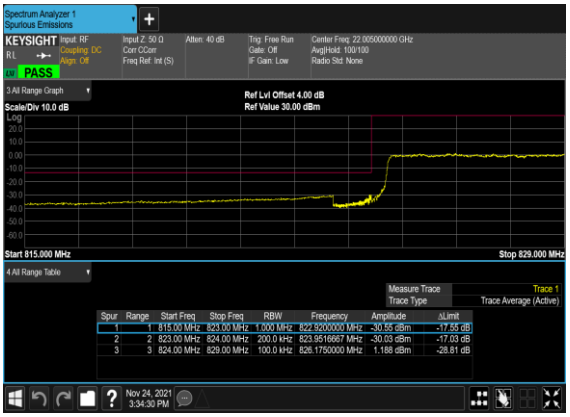

B2_N5(20M)_DFT-s-OFDM_BPSK_Edge_1RB_Right_High_CH

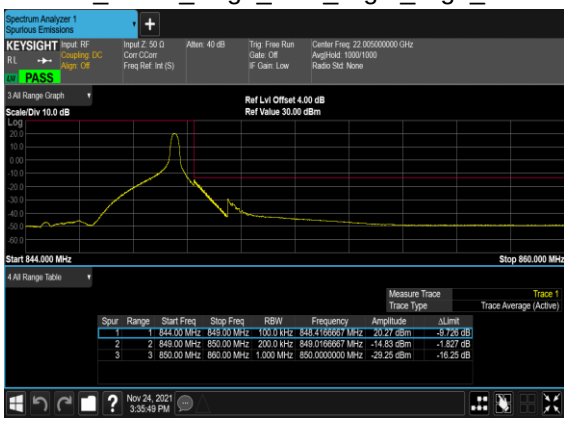

B2_N5(20M)_DFT-s-OFDM_BPSK_Edge_1RB_Right_High_CH_CHP_PASS

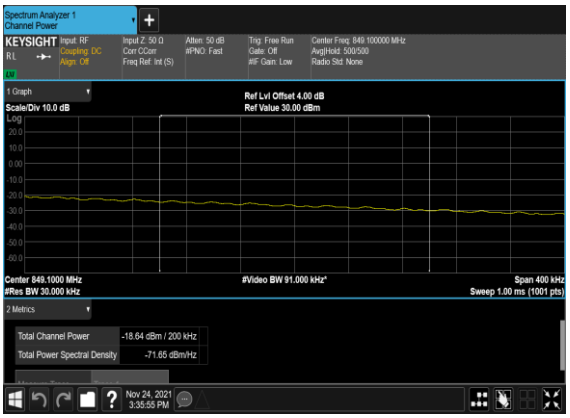

B2_N5(20M)_DFT-s-OFDM_QPSK_Edge_1RB_Right_High_CH

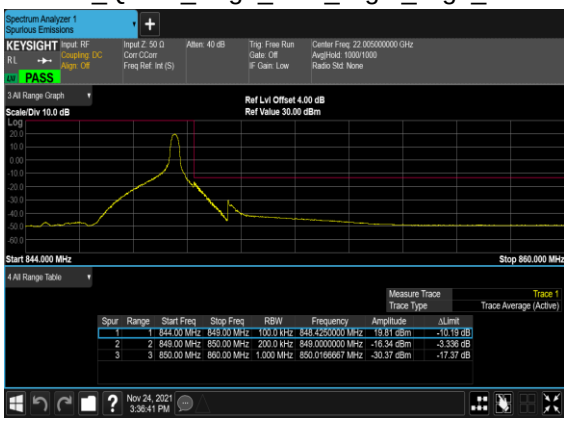

B2_N5(20M)_DFT-s-OFDM_BPSK_Outer_Full_High_CH

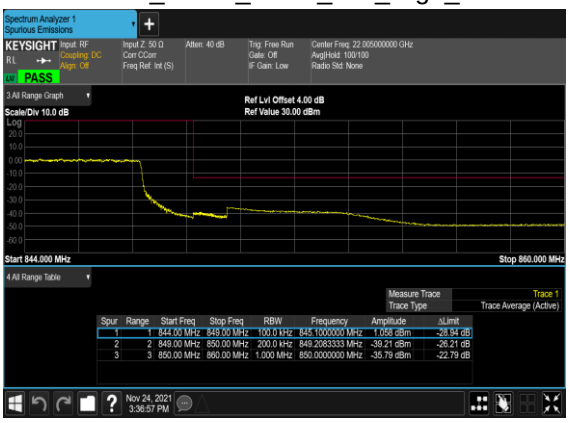

B2_N5(20M)_DFT-s-OFDM_QPSK_Outer_Full_High_CH

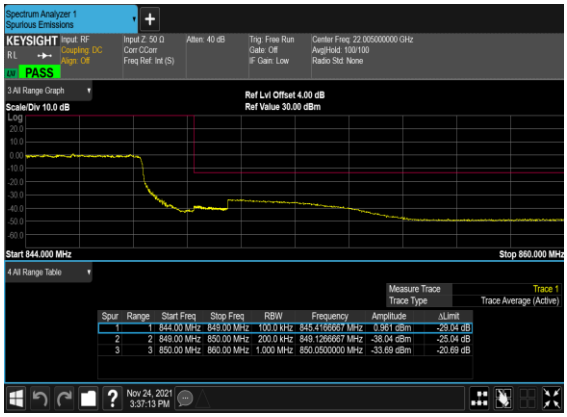

Software Version: 21.02.111001

FR1 N12

LTE Band: 2, LTE BW: 10M, LTE ARFCN: Mid

Transmitter Conducted Output Power And ERP/EIRP, (G_T - L_C)=2.24dB

NR Band	SCS (kHz)	Bandwidth (MHz)	Arfcn	Freq (MHz)	Modulation	RB	Conducted Power(dBm)	ERP(dBm)	ERP(W)
12	15	5	146300	701.5	DFT-s-OFDM PI/2 BPSK	12@6	23.81	23.9	0.2455
12	15	5	146300	701.5	DFT-s-OFDM PI/2 BPSK	1@1	23.6	23.69	0.2339
12	15	5	146300	701.5	DFT-s-OFDM PI/2 BPSK	1@23	23.78	23.87	0.2438
12	15	5	146300	701.5	DFT-s-OFDM QPSK	12@6	23.86	23.95	0.2483
12	15	5	146300	701.5	DFT-s-OFDM QPSK	1@1	23.69	23.78	0.2388
12	15	5	146300	701.5	DFT-s-OFDM QPSK	1@23	23.74	23.83	0.2415
12	15	5	146300	701.5	DFT-s-OFDM 16 QAM	12@6	22.89	22.98	0.1986
12	15	5	146300	701.5	DFT-s-OFDM 16 QAM	1@1	22.74	22.83	0.1919
12	15	5	146300	701.5	DFT-s-OFDM 16 QAM	1@23	22.84	22.93	0.1963
12	15	5	146300	701.5	DFT-s-OFDM 64 QAM	12@6	21.32	21.41	0.1384
12	15	5	146300	701.5	DFT-s-OFDM 64 QAM	1@1	21.14	21.23	0.1327
12	15	5	146300	701.5	DFT-s-OFDM 64 QAM	1@23	21.18	21.27	0.1340
12	15	5	146300	701.5	DFT-s-OFDM 256 QAM	12@6	19.45	19.54	0.0899
12	15	5	146300	701.5	DFT-s-OFDM 256 QAM	1@1	19.46	19.55	0.0902
12	15	5	146300	701.5	DFT-s-OFDM 256 QAM	1@23	19.52	19.61	0.0914
12	15	5	146300	701.5	CP-OFDM QPSK	13@6	22.3	22.39	0.1734
12	15	5	146300	701.5	CP-OFDM QPSK	1@1	22.08	22.17	0.1648
12	15	5	146300	701.5	CP-OFDM QPSK	1@23	22.14	22.23	0.1671
12	15	5	147500	707.5	DFT-s-OFDM PI/2 BPSK	12@6	23.79	23.88	0.2443
12	15	5	147500	707.5	DFT-s-OFDM PI/2 BPSK	1@1	23.76	23.85	0.2427
12	15	5	147500	707.5	DFT-s-OFDM PI/2 BPSK	1@23	23.68	23.77	0.2382
12	15	5	147500	707.5	DFT-s-OFDM QPSK	12@6	23.83	23.92	0.2466
12	15	5	147500	707.5	DFT-s-OFDM QPSK	1@1	23.72	23.81	0.2404

12	15	5	147500	707.5	DFT-s-OFDM QPSK	1@23	23.72	23.81	0.2404
12	15	5	147500	707.5	DFT-s-OFDM 16 QAM	12@6	22.91	23	0.1995
12	15	5	147500	707.5	DFT-s-OFDM 16 QAM	1@1	22.82	22.91	0.1954
12	15	5	147500	707.5	DFT-s-OFDM 16 QAM	1@23	22.87	22.96	0.1977
12	15	5	147500	707.5	DFT-s-OFDM 64 QAM	12@6	21.3	21.39	0.1377
12	15	5	147500	707.5	DFT-s-OFDM 64 QAM	1@1	21.19	21.28	0.1343
12	15	5	147500	707.5	DFT-s-OFDM 64 QAM	1@23	21.25	21.34	0.1361
12	15	5	147500	707.5	DFT-s-OFDM 256 QAM	12@6	19.44	19.53	0.0897
12	15	5	147500	707.5	DFT-s-OFDM 256 QAM	1@1	19.51	19.6	0.0912
12	15	5	147500	707.5	DFT-s-OFDM 256 QAM	1@23	19.49	19.58	0.0908
12	15	5	147500	707.5	CP-OFDM QPSK	13@6	22.29	22.38	0.1730
12	15	5	147500	707.5	CP-OFDM QPSK	1@1	22.15	22.24	0.1675
12	15	5	147500	707.5	CP-OFDM QPSK	1@23	22.14	22.23	0.1671
12	15	5	148700	713.5	DFT-s-OFDM PI/2 BPSK	12@6	23.85	23.94	0.2477
12	15	5	148700	713.5	DFT-s-OFDM PI/2 BPSK	1@1	23.7	23.79	0.2393
12	15	5	148700	713.5	DFT-s-OFDM PI/2 BPSK	1@23	23.85	23.94	0.2477
12	15	5	148700	713.5	DFT-s-OFDM QPSK	12@6	23.89	23.98	0.2500
12	15	5	148700	713.5	DFT-s-OFDM QPSK	1@1	23.75	23.84	0.2421
12	15	5	148700	713.5	DFT-s-OFDM QPSK	1@23	23.85	23.94	0.2477
12	15	5	148700	713.5	DFT-s-OFDM 16 QAM	12@6	22.91	23	0.1995
12	15	5	148700	713.5	DFT-s-OFDM 16 QAM	1@1	22.85	22.94	0.1968
12	15	5	148700	713.5	DFT-s-OFDM 16 QAM	1@23	22.9	22.99	0.1991
12	15	5	148700	713.5	DFT-s-OFDM 64 QAM	12@6	21.35	21.44	0.1393
12	15	5	148700	713.5	DFT-s-OFDM 64 QAM	1@1	21.24	21.33	0.1358
12	15	5	148700	713.5	DFT-s-OFDM 64 QAM	1@23	21.29	21.38	0.1374
12	15	5	148700	713.5	DFT-s-OFDM 256 QAM	12@6	19.48	19.57	0.0906
12	15	5	148700	713.5	DFT-s-OFDM 256 QAM	1@1	19.51	19.6	0.0912
12	15	5	148700	713.5	DFT-s-OFDM 256 QAM	1@23	19.57	19.66	0.0925
12	15	5	148700	713.5	CP-OFDM QPSK	13@6	22.35	22.44	0.1754
12	15	5	148700	713.5	CP-OFDM QPSK	1@1	22.14	22.23	0.1671

12	15	5	148700	713.5	CP-OFDM QPSK	1@23	22.23	22.32	0.1706
12	15	10	146800	704	DFT-s-OFDM PI/2 BPSK	25@12	23.83	23.92	0.2466
12	15	10	146800	704	DFT-s-OFDM PI/2 BPSK	1@1	23.55	23.64	0.2312
12	15	10	146800	704	DFT-s-OFDM PI/2 BPSK	1@50	23.72	23.81	0.2404
12	15	10	146800	704	DFT-s-OFDM QPSK	25@12	23.84	23.93	0.2472
12	15	10	146800	704	DFT-s-OFDM QPSK	1@1	23.6	23.69	0.2339
12	15	10	146800	704	DFT-s-OFDM QPSK	1@50	23.73	23.82	0.2410
12	15	10	146800	704	DFT-s-OFDM 16 QAM	25@12	22.87	22.96	0.1977
12	15	10	146800	704	DFT-s-OFDM 16 QAM	1@1	22.66	22.75	0.1884
12	15	10	146800	704	DFT-s-OFDM 16 QAM	1@50	22.8	22.89	0.1945
12	15	10	146800	704	DFT-s-OFDM 64 QAM	25@12	21.36	21.45	0.1396
12	15	10	146800	704	DFT-s-OFDM 64 QAM	1@1	21.08	21.17	0.1309
12	15	10	146800	704	DFT-s-OFDM 64 QAM	1@50	21.27	21.36	0.1368
12	15	10	146800	704	DFT-s-OFDM 256 QAM	25@12	19.45	19.54	0.0899
12	15	10	146800	704	DFT-s-OFDM 256 QAM	1@1	19.37	19.46	0.0883
12	15	10	146800	704	DFT-s-OFDM 256 QAM	1@50	19.52	19.61	0.0914
12	15	10	146800	704	CP-OFDM QPSK	26@13	22.32	22.41	0.1742
12	15	10	146800	704	CP-OFDM QPSK	1@1	22	22.09	0.1618
12	15	10	146800	704	CP-OFDM QPSK	1@50	22.17	22.26	0.1683
12	15	10	147500	707.5	DFT-s-OFDM PI/2 BPSK	25@12	23.81	23.9	0.2455
12	15	10	147500	707.5	DFT-s-OFDM PI/2 BPSK	1@1	23.69	23.78	0.2388
12	15	10	147500	707.5	DFT-s-OFDM PI/2 BPSK	1@50	23.75	23.84	0.2421
12	15	10	147500	707.5	DFT-s-OFDM QPSK	25@12	23.77	23.86	0.2432
12	15	10	147500	707.5	DFT-s-OFDM QPSK	1@1	23.68	23.77	0.2382
12	15	10	147500	707.5	DFT-s-OFDM QPSK	1@50	23.8	23.89	0.2449
12	15	10	147500	707.5	DFT-s-OFDM 16 QAM	25@12	22.8	22.89	0.1945
12	15	10	147500	707.5	DFT-s-OFDM 16 QAM	1@1	22.74	22.83	0.1919
12	15	10	147500	707.5	DFT-s-OFDM 16 QAM	1@50	22.91	23	0.1995
12	15	10	147500	707.5	DFT-s-OFDM 64 QAM	25@12	21.29	21.38	0.1374
12	15	10	147500	707.5	DFT-s-OFDM 64 QAM	1@1	21.14	21.23	0.1327

12	15	10	147500	707.5	DFT-s-OFDM 64 QAM	1@50	21.27	21.36	0.1368
12	15	10	147500	707.5	DFT-s-OFDM 256 QAM	25@12	19.4	19.49	0.0889
12	15	10	147500	707.5	DFT-s-OFDM 256 QAM	1@1	19.4	19.49	0.0889
12	15	10	147500	707.5	DFT-s-OFDM 256 QAM	1@50	19.52	19.61	0.0914
12	15	10	147500	707.5	CP-OFDM QPSK	26@13	22.24	22.33	0.1710
12	15	10	147500	707.5	CP-OFDM QPSK	1@1	22.07	22.16	0.1644
12	15	10	147500	707.5	CP-OFDM QPSK	1@50	22.21	22.3	0.1698
12	15	10	148200	711	DFT-s-OFDM PI/2 BPSK	25@12	23.78	23.87	0.2438
12	15	10	148200	711	DFT-s-OFDM PI/2 BPSK	1@1	23.58	23.67	0.2328
12	15	10	148200	711	DFT-s-OFDM PI/2 BPSK	1@50	23.87	23.96	0.2489
12	15	10	148200	711	DFT-s-OFDM QPSK	25@12	23.79	23.88	0.2443
12	15	10	148200	711	DFT-s-OFDM QPSK	1@1	23.6	23.69	0.2339
12	15	10	148200	711	DFT-s-OFDM QPSK	1@50	23.86	23.95	0.2483
12	15	10	148200	711	DFT-s-OFDM 16 QAM	25@12	22.78	22.87	0.1936
12	15	10	148200	711	DFT-s-OFDM 16 QAM	1@1	22.7	22.79	0.1901
12	15	10	148200	711	DFT-s-OFDM 16 QAM	1@50	22.9	22.99	0.1991
12	15	10	148200	711	DFT-s-OFDM 64 QAM	25@12	21.29	21.38	0.1374
12	15	10	148200	711	DFT-s-OFDM 64 QAM	1@1	21.11	21.2	0.1318
12	15	10	148200	711	DFT-s-OFDM 64 QAM	1@50	21.29	21.38	0.1374
12	15	10	148200	711	DFT-s-OFDM 256 QAM	25@12	19.4	19.49	0.0889
12	15	10	148200	711	DFT-s-OFDM 256 QAM	1@1	19.37	19.46	0.0883
12	15	10	148200	711	DFT-s-OFDM 256 QAM	1@50	19.64	19.73	0.0940
12	15	10	148200	711	CP-OFDM QPSK	26@13	22.28	22.37	0.1726
12	15	10	148200	711	CP-OFDM QPSK	1@1	22.04	22.13	0.1633
12	15	10	148200	711	CP-OFDM QPSK	1@50	22.3	22.39	0.1734
12	15	15	147300	706.5	DFT-s-OFDM PI/2 BPSK	36@18	23.77	23.86	0.2432
12	15	15	147300	706.5	DFT-s-OFDM PI/2 BPSK	1@1	23.47	23.56	0.2270
12	15	15	147300	706.5	DFT-s-OFDM PI/2 BPSK	1@77	23.7	23.79	0.2393
12	15	15	147300	706.5	DFT-s-OFDM QPSK	36@18	23.78	23.87	0.2438
12	15	15	147300	706.5	DFT-s-OFDM QPSK	1@1	23.56	23.65	0.2317

12	15	15	147300	706.5	DFT-s-OFDM QPSK	1@77	23.72	23.81	0.2404
12	15	15	147300	706.5	DFT-s-OFDM 16 QAM	36@18	22.78	22.87	0.1936
12	15	15	147300	706.5	DFT-s-OFDM 16 QAM	1@1	22.54	22.63	0.1832
12	15	15	147300	706.5	DFT-s-OFDM 16 QAM	1@77	22.84	22.93	0.1963
12	15	15	147300	706.5	DFT-s-OFDM 64 QAM	36@18	21.28	21.37	0.1371
12	15	15	147300	706.5	DFT-s-OFDM 64 QAM	1@1	20.98	21.07	0.1279
12	15	15	147300	706.5	DFT-s-OFDM 64 QAM	1@77	21.2	21.29	0.1346
12	15	15	147300	706.5	DFT-s-OFDM 256 QAM	36@18	19.44	19.53	0.0897
12	15	15	147300	706.5	DFT-s-OFDM 256 QAM	1@1	19.32	19.41	0.0873
12	15	15	147300	706.5	DFT-s-OFDM 256 QAM	1@77	19.55	19.64	0.0920
12	15	15	147300	706.5	CP-OFDM QPSK	39@19	22.31	22.4	0.1738
12	15	15	147300	706.5	CP-OFDM QPSK	1@1	21.93	22.02	0.1592
12	15	15	147300	706.5	CP-OFDM QPSK	1@77	22.03	22.12	0.1629
12	15	15	147500	707.5	DFT-s-OFDM PI/2 BPSK	36@18	23.77	23.86	0.2432
12	15	15	147500	707.5	DFT-s-OFDM PI/2 BPSK	1@1	23.56	23.65	0.2317
12	15	15	147500	707.5	DFT-s-OFDM PI/2 BPSK	1@77	23.79	23.88	0.2443
12	15	15	147500	707.5	DFT-s-OFDM QPSK	36@18	23.8	23.89	0.2449
12	15	15	147500	707.5	DFT-s-OFDM QPSK	1@1	23.55	23.64	0.2312
12	15	15	147500	707.5	DFT-s-OFDM QPSK	1@77	23.78	23.87	0.2438
12	15	15	147500	707.5	DFT-s-OFDM 16 QAM	36@18	22.79	22.88	0.1941
12	15	15	147500	707.5	DFT-s-OFDM 16 QAM	1@1	22.65	22.74	0.1879
12	15	15	147500	707.5	DFT-s-OFDM 16 QAM	1@77	22.87	22.96	0.1977
12	15	15	147500	707.5	DFT-s-OFDM 64 QAM	36@18	21.31	21.4	0.1380
12	15	15	147500	707.5	DFT-s-OFDM 64 QAM	1@1	21.02	21.11	0.1291
12	15	15	147500	707.5	DFT-s-OFDM 64 QAM	1@77	21.22	21.31	0.1352
12	15	15	147500	707.5	DFT-s-OFDM 256 QAM	36@18	19.47	19.56	0.0904
12	15	15	147500	707.5	DFT-s-OFDM 256 QAM	1@1	19.32	19.41	0.0873
12	15	15	147500	707.5	DFT-s-OFDM 256 QAM	1@77	19.57	19.66	0.0925
12	15	15	147500	707.5	CP-OFDM QPSK	39@19	22.31	22.4	0.1738
12	15	15	147500	707.5	CP-OFDM QPSK	1@1	21.98	22.07	0.1611

12	15	15	147500	707.5	CP-OFDM QPSK	1@77	22.09	22.18	0.1652
12	15	15	147700	708.5	DFT-s-OFDM PI/2 BPSK	36@18	23.77	23.86	0.2432
12	15	15	147700	708.5	DFT-s-OFDM PI/2 BPSK	1@1	23.6	23.69	0.2339
12	15	15	147700	708.5	DFT-s-OFDM PI/2 BPSK	1@77	23.82	23.91	0.2460
12	15	15	147700	708.5	DFT-s-OFDM QPSK	36@18	23.9	23.99	0.2506
12	15	15	147700	708.5	DFT-s-OFDM QPSK	1@1	23.62	23.71	0.2350
12	15	15	147700	708.5	DFT-s-OFDM QPSK	1@77	23.79	23.88	0.2443
12	15	15	147700	708.5	DFT-s-OFDM 16 QAM	36@18	22.82	22.91	0.1954
12	15	15	147700	708.5	DFT-s-OFDM 16 QAM	1@1	22.66	22.75	0.1884
12	15	15	147700	708.5	DFT-s-OFDM 16 QAM	1@77	22.89	22.98	0.1986
12	15	15	147700	708.5	DFT-s-OFDM 64 QAM	36@18	21.31	21.4	0.1380
12	15	15	147700	708.5	DFT-s-OFDM 64 QAM	1@1	21.02	21.11	0.1291
12	15	15	147700	708.5	DFT-s-OFDM 64 QAM	1@77	21.25	21.34	0.1361
12	15	15	147700	708.5	DFT-s-OFDM 256 QAM	36@18	19.44	19.53	0.0897
12	15	15	147700	708.5	DFT-s-OFDM 256 QAM	1@1	19.4	19.49	0.0889
12	15	15	147700	708.5	DFT-s-OFDM 256 QAM	1@77	19.58	19.67	0.0927
12	15	15	147700	708.5	CP-OFDM QPSK	39@19	22.3	22.39	0.1734
12	15	15	147700	708.5	CP-OFDM QPSK	1@1	22.04	22.13	0.1633
12	15	15	147700	708.5	CP-OFDM QPSK	1@77	22.15	22.24	0.1675

Frequency Stability

NR Band	SCS (kHz)	Bandwidth (MHz)	Arfcn	Freq (MHz)	Modulation	RB	Deviation (ppm)	Verdict	Environment
12	15	10	147500	707.5	DFT-s-OFDM QPSK	50@0	0.0113	**PASS**	NV
12	15	10	147500	707.5	DFT-s-OFDM QPSK	50@0	0.0057	**PASS**	LV
12	15	10	147500	707.5	DFT-s-OFDM QPSK	50@0	0.0141	**PASS**	HV
12	15	10	147500	707.5	DFT-s-OFDM QPSK	50@0	0.0042	**PASS**	-30℃
12	15	10	147500	707.5	DFT-s-OFDM QPSK	50@0	0.0014	**PASS**	-20℃
12	15	10	147500	707.5	DFT-s-OFDM QPSK	50@0	0.0028	**PASS**	-10℃
12	15	10	147500	707.5	DFT-s-OFDM QPSK	50@0	0.0155	**PASS**	0℃
12	15	10	147500	707.5	DFT-s-OFDM QPSK	50@0	0.0028	**PASS**	10℃
12	15	10	147500	707.5	DFT-s-OFDM QPSK	50@0	0.0000	**PASS**	20℃
12	15	10	147500	707.5	DFT-s-OFDM QPSK	50@0	0.0071	**PASS**	30℃
12	15	10	147500	707.5	DFT-s-OFDM QPSK	50@0	0.0170	**PASS**	40℃
12	15	10	147500	707.5	DFT-s-OFDM QPSK	50@0	0.0184	**PASS**	50℃

Peak to Average Radio

NR Band	SCS (kHz)	Bandwidth (MHz)	Arfcn	Freq (MHz)	Modulation	RB	Result (dB)	Limit (dB)	Verdict
12	15	10	146800	704.0	DFT-s-OFDM PI/2 BPSK	50@0	4.6	13	**PASS**
12	15	10	146800	704.0	DFT-s-OFDM PI/2 BPSK	1@0	3.71	13	**PASS**
12	15	10	146800	704.0	DFT-s-OFDM QPSK	50@0	5.67	13	**PASS**
12	15	10	146800	704.0	DFT-s-OFDM QPSK	1@0	5.71	13	**PASS**
12	15	10	147500	707.5	DFT-s-OFDM PI/2 BPSK	50@0	4.6	13	**PASS**
12	15	10	147500	707.5	DFT-s-OFDM PI/2 BPSK	1@0	3.72	13	**PASS**
12	15	10	147500	707.5	DFT-s-OFDM QPSK	50@0	5.61	13	**PASS**
12	15	10	147500	707.5	DFT-s-OFDM QPSK	1@0	5.87	13	**PASS**
12	15	10	148200	711.0	DFT-s-OFDM PI/2 BPSK	50@0	4.6	13	**PASS**
12	15	10	148200	711.0	DFT-s-OFDM PI/2 BPSK	1@0	3.56	13	**PASS**
12	15	10	148200	711.0	DFT-s-OFDM QPSK	50@0	5.62	13	**PASS**
12	15	10	148200	711.0	DFT-s-OFDM QPSK	1@0	5.5	13	**PASS**

B2_N12(10M)_DFT-s-OFDM_PI_2-BPSK_Outer_Full_Low_CH

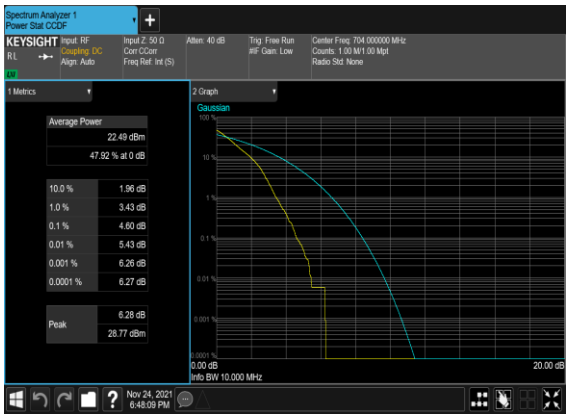

B2_N12(10M)_DFT-s-OFDM_PI_2-BPSK_Edge_1RB_Left_Low_CH

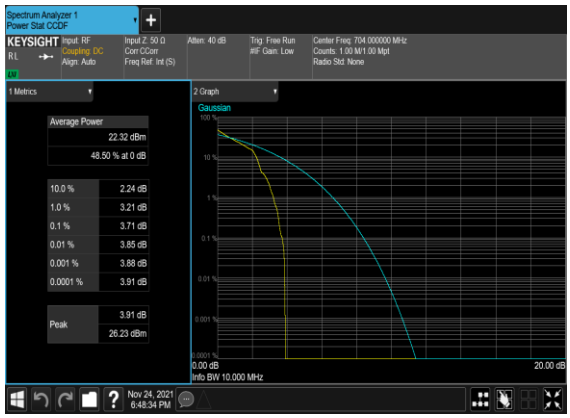

B2_N12(10M)_DFT-s-OFDM_QPSK_Outer_Full_Low_CH

B2_N12(10M)_DFT-s-OFDM_QPSK_Edge_1RB_Left_Low_CH

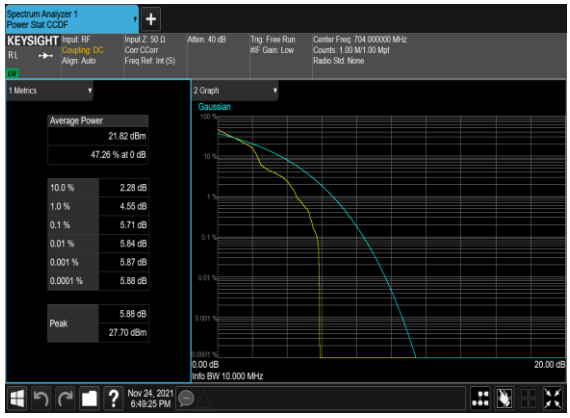

B2_N12(10M)_DFT-s-OFDM_PI_2-BPSK_Outer_Full_Mid_CH

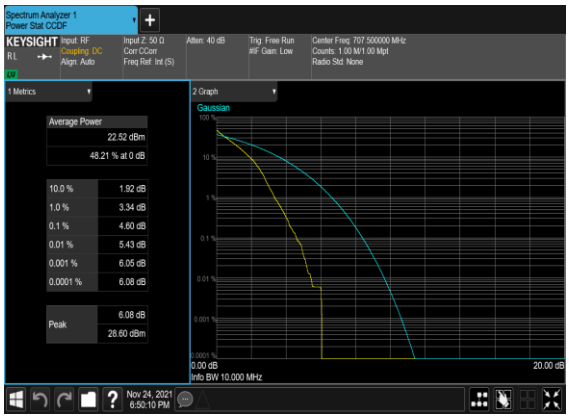
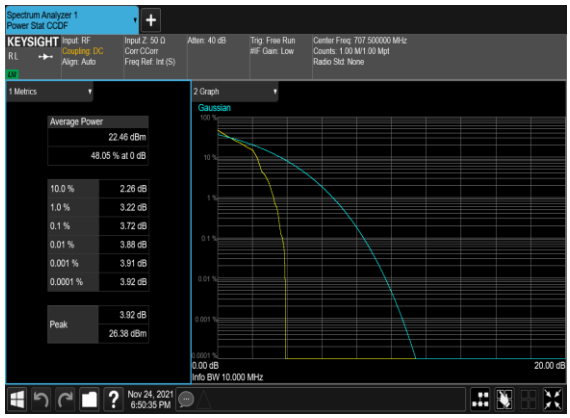
B2_N12(10M)_DFT-s-OFDM_PI_2-BPSK_Edge_1RB_Left_Mid_CH