Table of Contents

<TX Beamforming mode> A3-2

DTS Bandwidth A3-2

Occupied Channel Bandwidth A3-12

Maximum power spectral density A3-22

Reference level measurement A3-32

Band edge measurements A3-42

Conducted Spurious Emission A3-50

<TX Beamforming mode>

DTS Bandwidth

Test Result

TestMode	Antenna	Freq(MHz)	DTS BW [MHz]	FL[MHz]	FH[MHz]	Limit[MHz]	Verdict
11BE20MIMO	Ant1	2412	15.00	2404.52	2419.52	0.5	PASS
	Ant2	2412	16.20	2404.52	2420.72	0.5	PASS
	Ant1	2417	15.52	2410.72	2426.24	0.5	PASS
	Ant2	2417	17.68	2408.56	2426.24	0.5	PASS
	Ant1	2422	18.68	2412.72	2431.40	0.5	PASS
	Ant2	2422	16.92	2414.20	2431.12	0.5	PASS
	Ant1	2437	18.64	2427.64	2446.28	0.5	PASS
	Ant2	2437	16.84	2429.16	2446.00	0.5	PASS
	Ant1	2457	18.48	2447.64	2466.12	0.5	PASS
	Ant2	2457	16.88	2447.68	2464.56	0.5	PASS
	Ant1	2462	18.08	2452.56	2470.64	0.5	PASS
	Ant2	2462	16.88	2452.68	2469.56	0.5	PASS
11BE40MIMO	Ant1	2422	38.08	2403.04	2441.12	0.5	PASS
	Ant2	2422	38.08	2403.04	2441.12	0.5	PASS
	Ant1	2437	38.08	2417.96	2456.04	0.5	PASS
	Ant2	2437	38.08	2417.96	2456.04	0.5	PASS
	Ant1	2452	38.08	2432.96	2471.04	0.5	PASS
	Ant2	2452	36.72	2432.88	2469.60	0.5	PASS

Test Graphs

11BE20MIMO_Ant1_2412

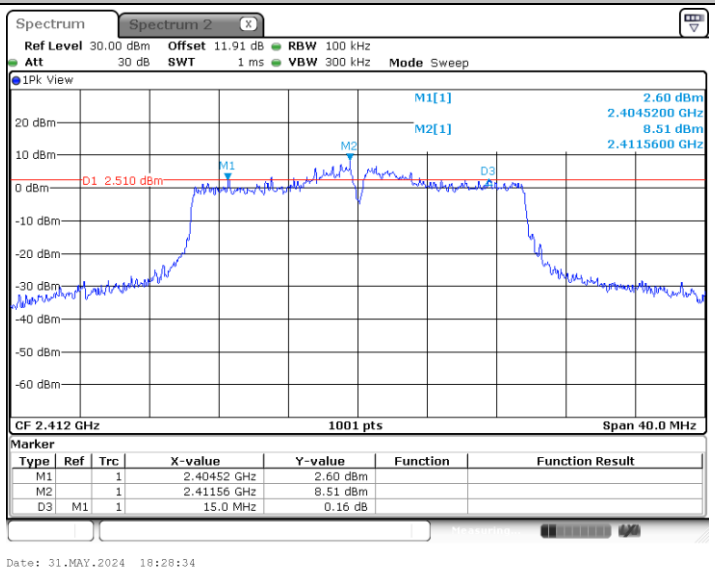

11BE20MIMO_Ant2_2412

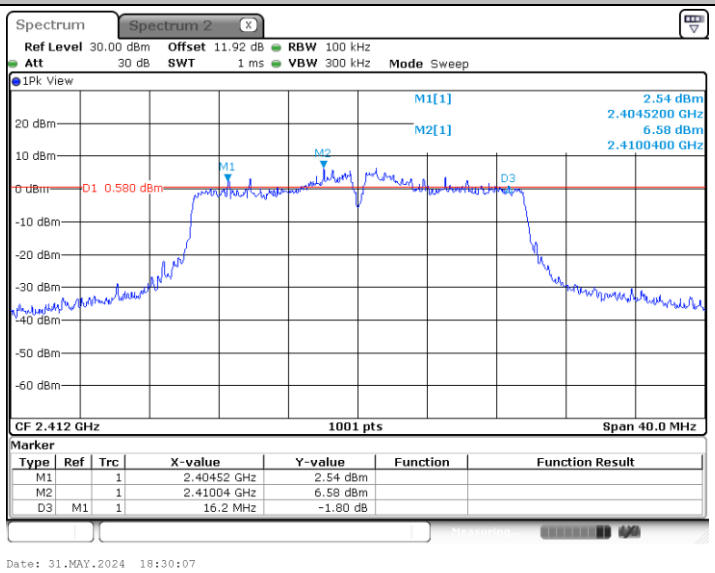

11BE20MIMO_Ant1_2417

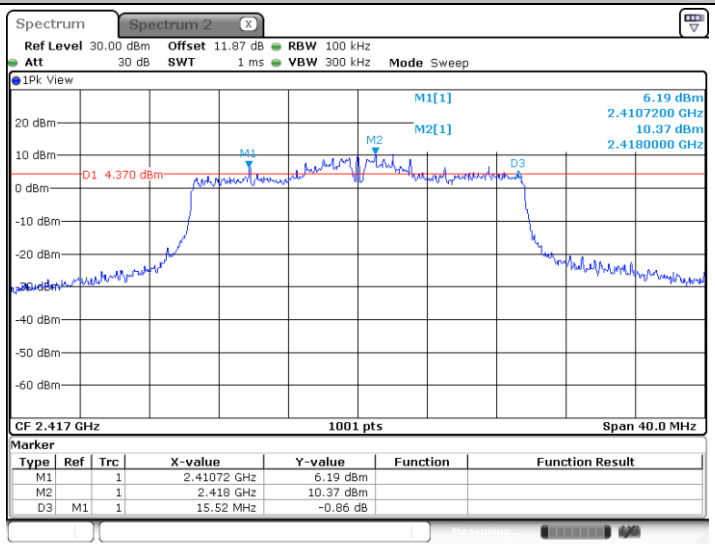

11BE20MIMO_Ant2_2417

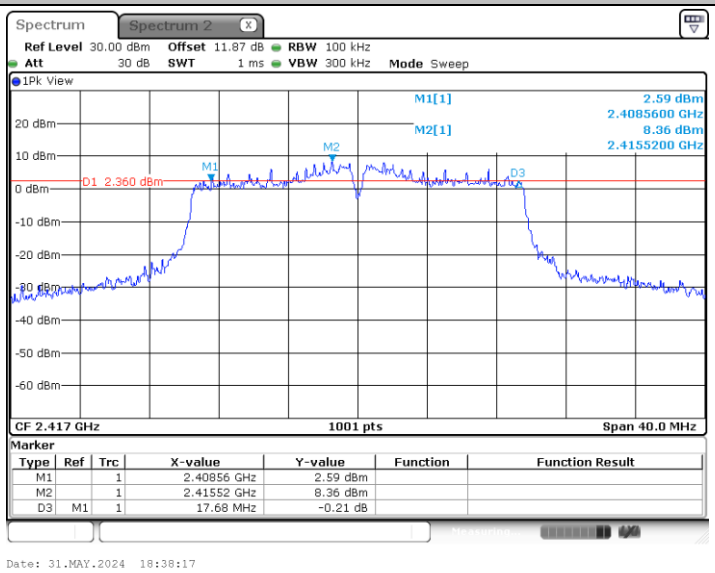

11BE20MIMO_Ant1_2422

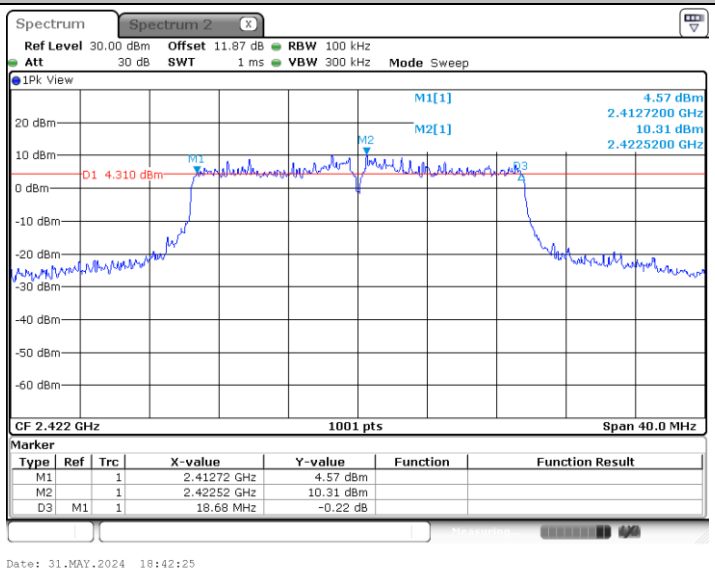

11BE20MIMO_Ant2_2422

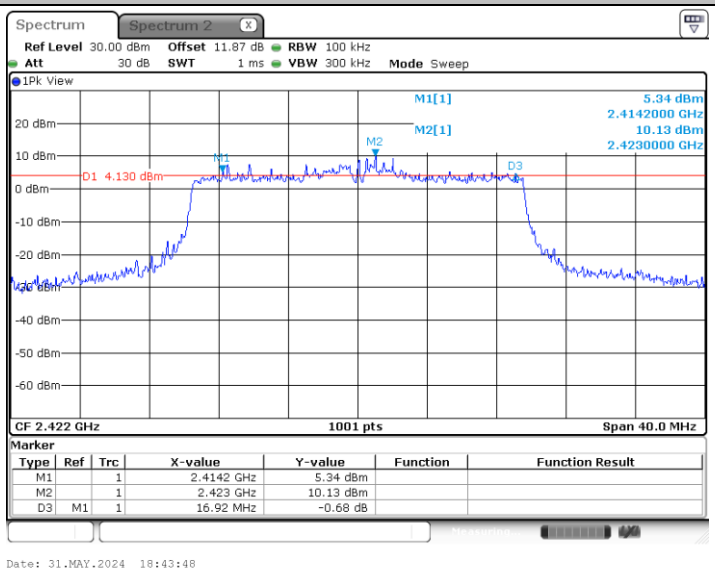

11BE20MIMO_Ant1_2437

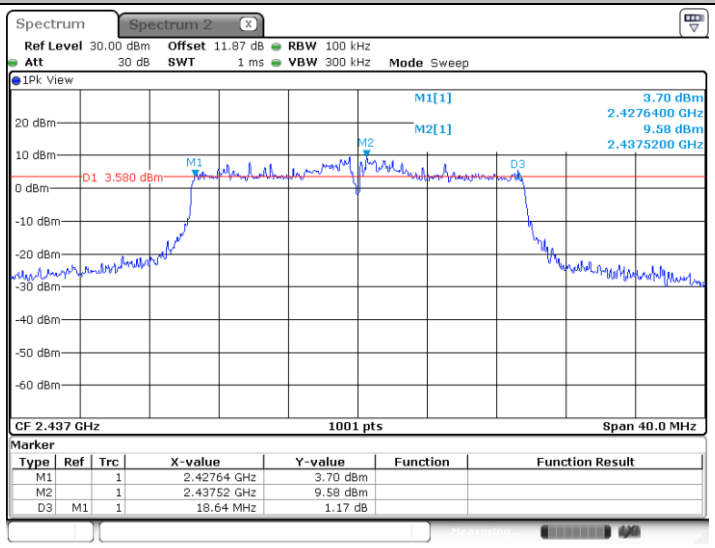

11BE20MIMO_Ant2_2437

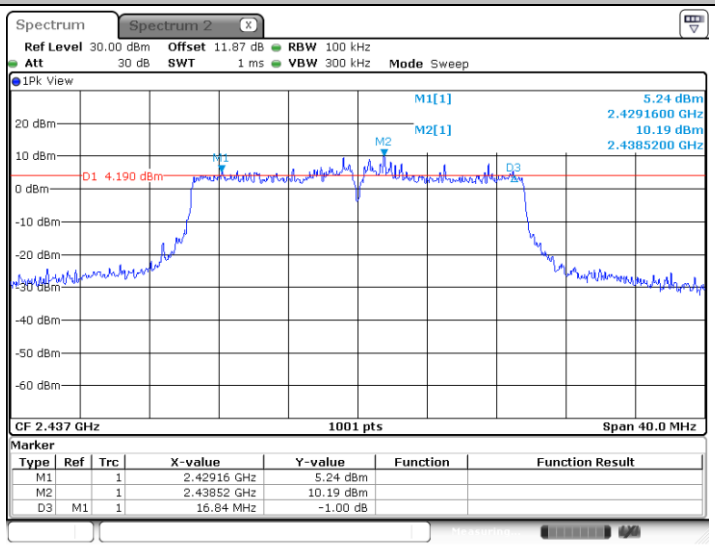

11BE20MIMO_Ant1_2457

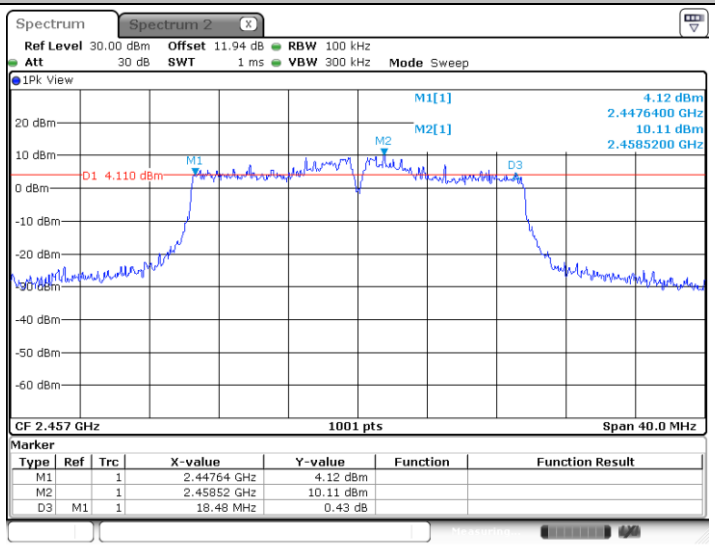

11BE20MIMO_Ant2_2457

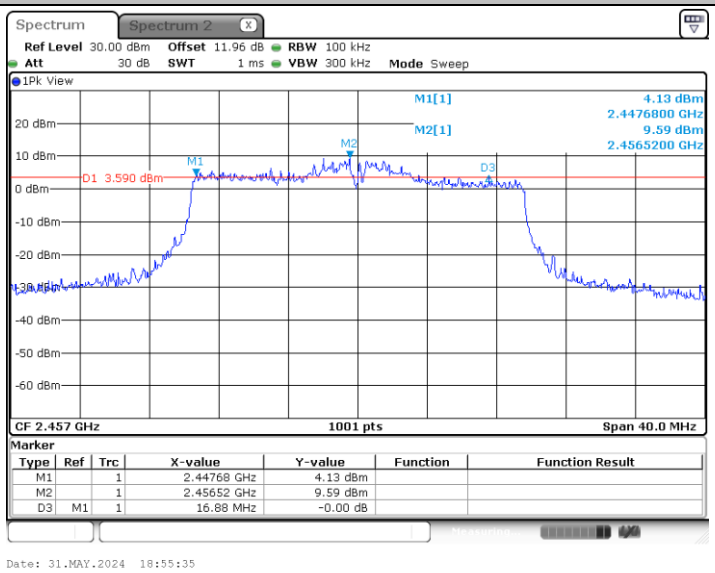

11BE20MIMO_Ant1_2462

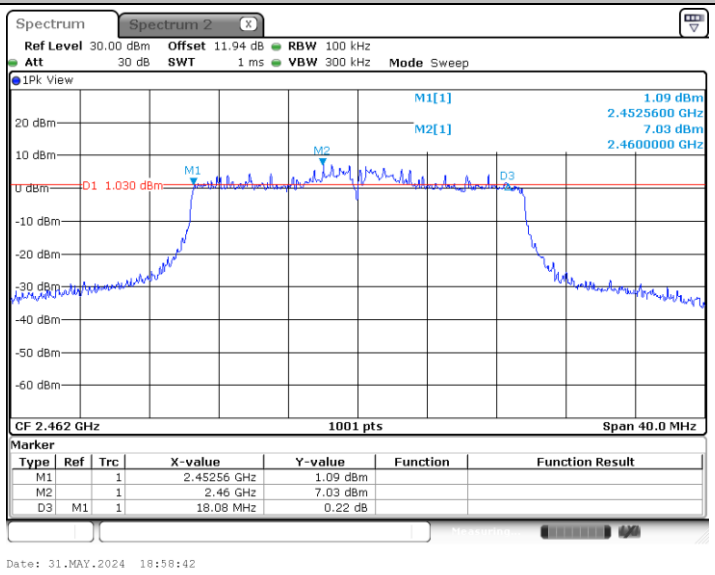

11BE20MIMO_Ant2_2462

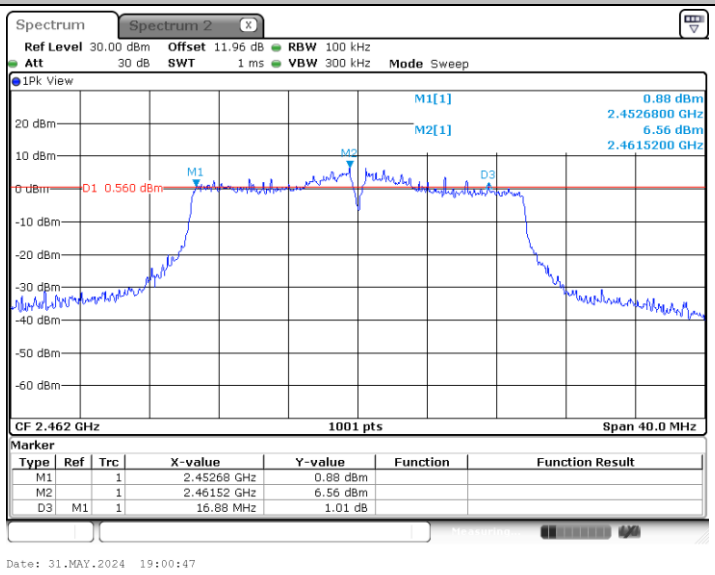

11BE40MIMO_Ant1_2422

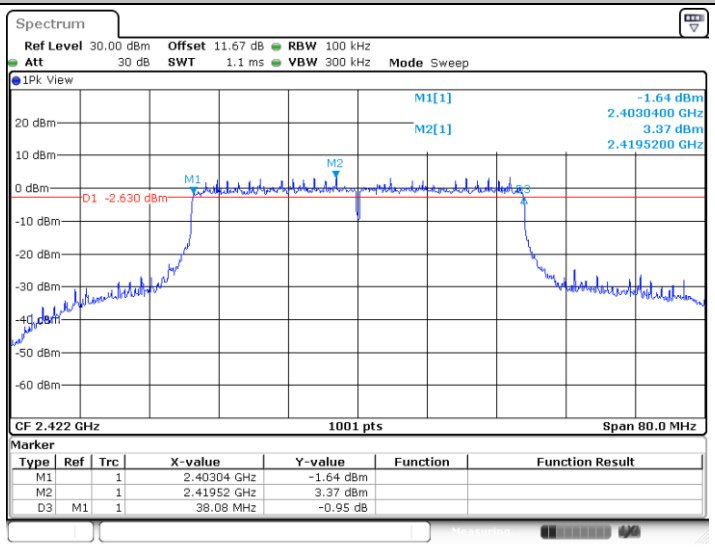

Date: 15.MAY.2024 16:05:07

11BE40MIMO_Ant2_2422

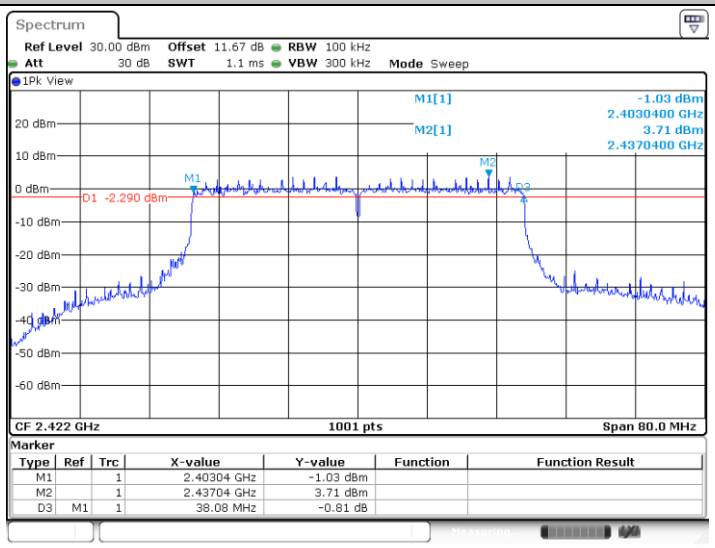

Date: 15.MAY.2024 16:24:22

11BE40MIMO_Ant1_2437

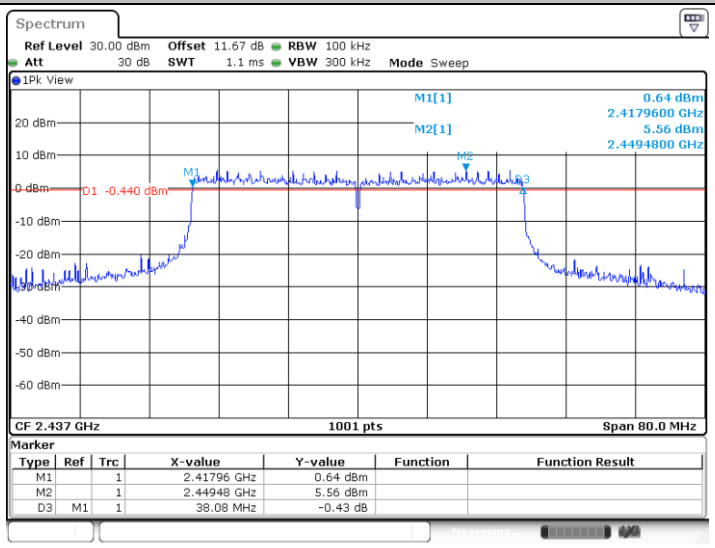

Date: 15.MAY.2024 16:42:11

11BE40MIMO_Ant2_2437

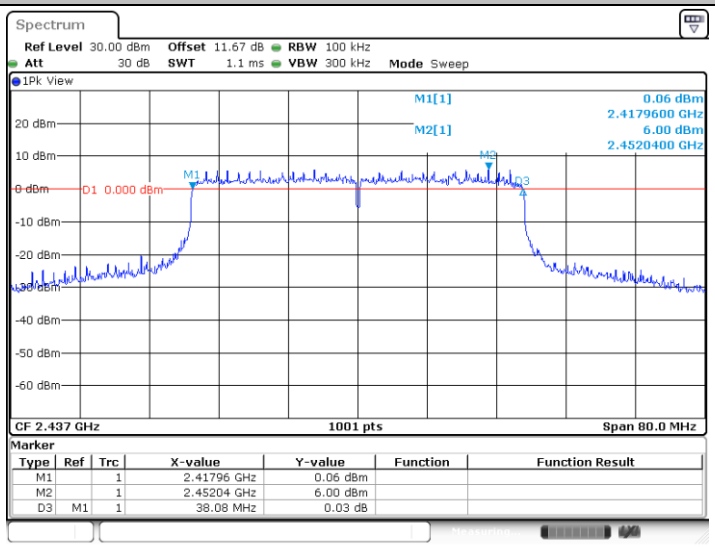

Date: 15.MAY.2024 16:45:01

11BE40MIMO_Ant1_2452

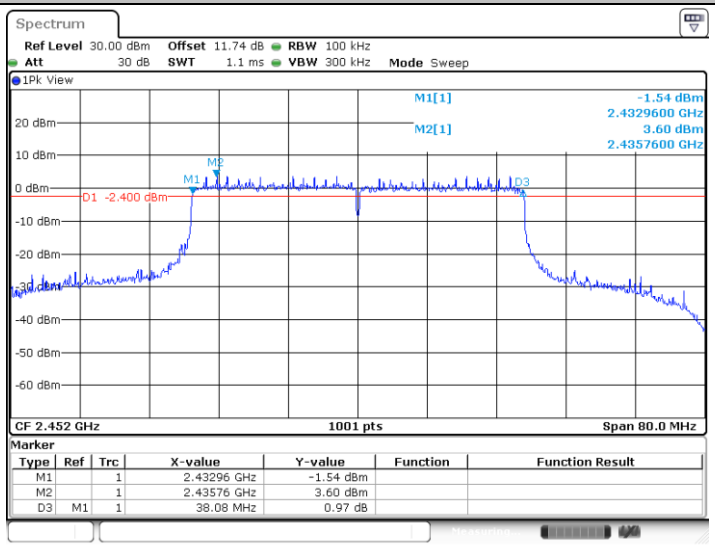

Date: 15.MAY.2024 16:55:38

11BE40MIMO_Ant2_2452

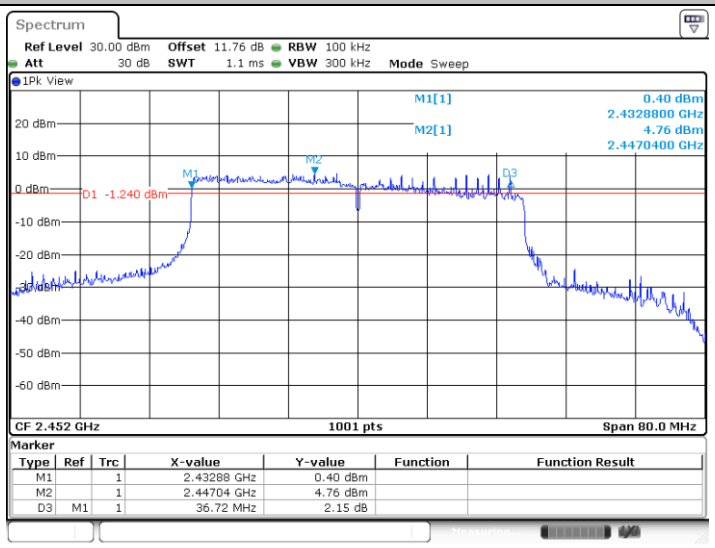

Date: 15.MAY.2024 16:56:56

Occupied Channel Bandwidth

Test Result

TestMode	Antenna	Freq(MHz)	OCB [MHz]	FL[MHz]	FH[MHz]	Limit[MHz]	Verdict
11BE20MIMO	Ant1	2412	19.301	2402.4496	2421.7502	---	---
	Ant2	2412	19.341	2402.4496	2421.7902	---	---
	Ant1	2417	19.381	2407.4096	2426.7902	---	---
	Ant2	2417	19.261	2407.4096	2426.6703	---	---
	Ant1	2422	19.341	2412.3696	2431.7103	---	---
	Ant2	2422	19.341	2412.3297	2431.6703	---	---
	Ant1	2437	19.421	2427.2897	2446.7103	---	---
	Ant2	2437	19.461	2427.2897	2446.7502	---	---
	Ant1	2457	19.341	2447.2897	2466.6304	---	---
	Ant2	2457	19.381	2447.2098	2466.5904	---	---
	Ant1	2462	19.341	2452.2897	2471.6304	---	---
	Ant2	2462	19.341	2452.2897	2471.6304	---	---
11BE40MIMO	Ant1	2422	38.442	2402.8192	2441.2607	---	---
	Ant2	2422	38.442	2402.8192	2441.2607	---	---
	Ant1	2437	38.521	2417.7393	2456.2607	---	---
	Ant2	2437	38.362	2417.8192	2456.1808	---	---
	Ant1	2452	38.521	2432.6593	2471.1808	---	---
	Ant2	2452	38.282	2432.4995	2470.7812	---	---

Test Graphs

11BE20MIMO_Ant1_2412

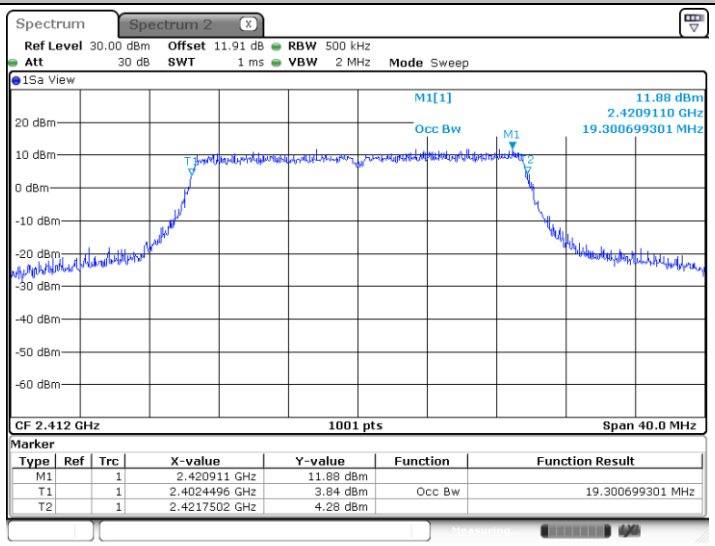

11BE20MIMO_Ant2_2412

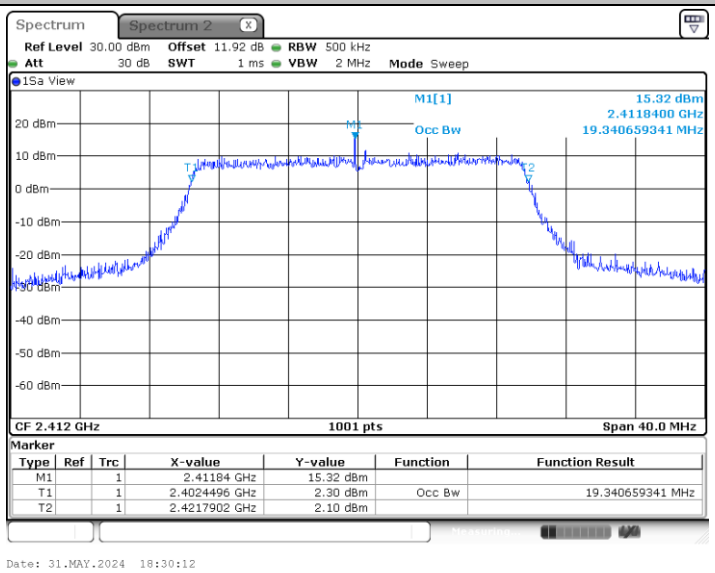

11BE20MIMO_Ant1_2417

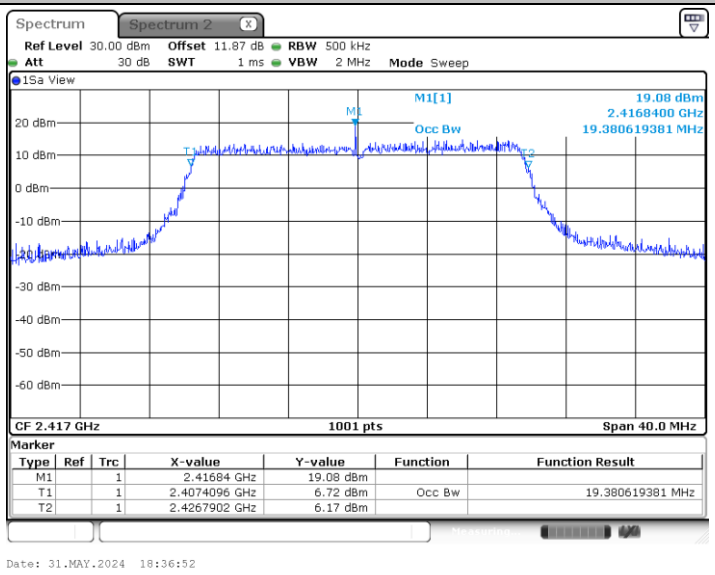

11BE20MIMO_Ant2_2417

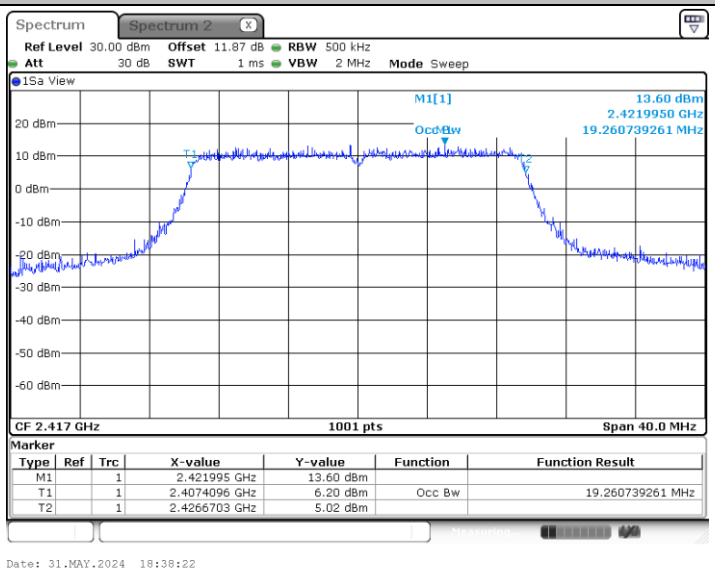

11BE20MIMO_Ant1_2422

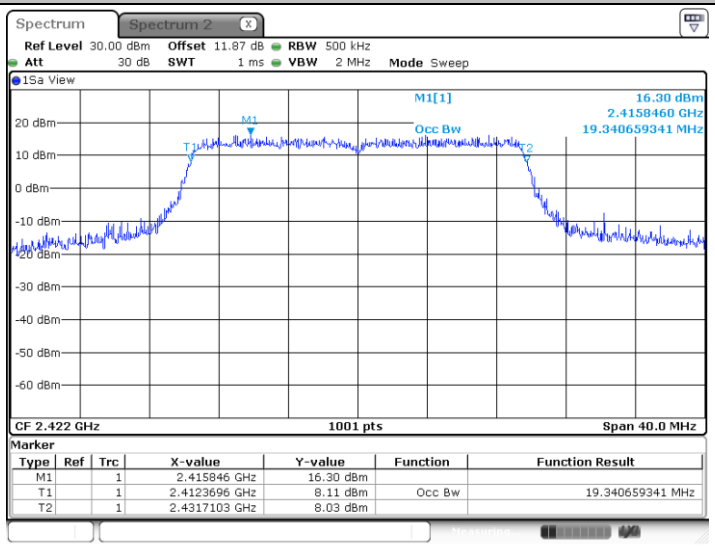

11BE20MIMO_Ant2_2422

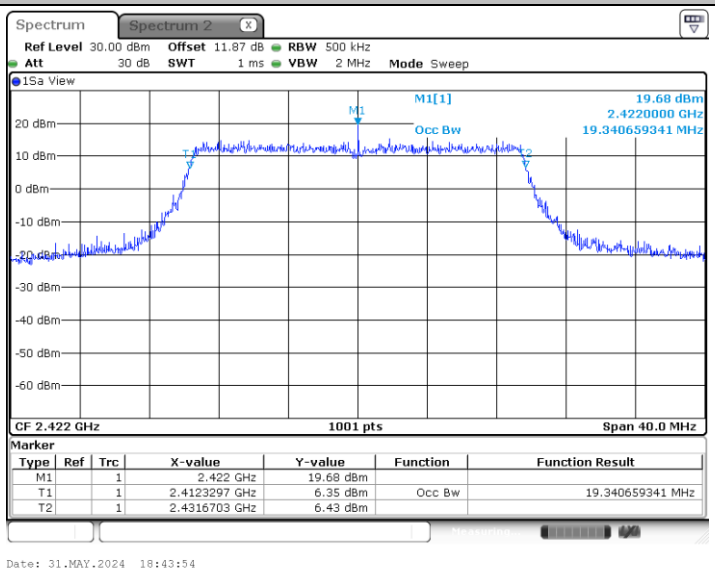

11BE20MIMO_Ant1_2437

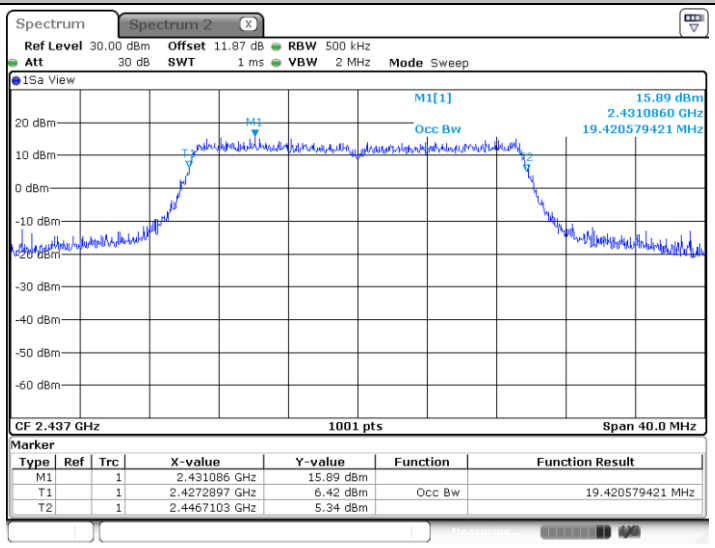

11BE20MIMO_Ant2_2437

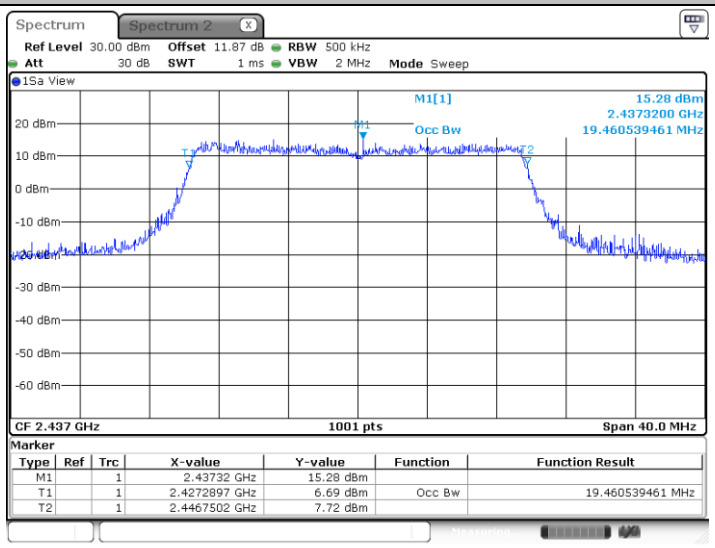

11BE20MIMO_Ant1_2457

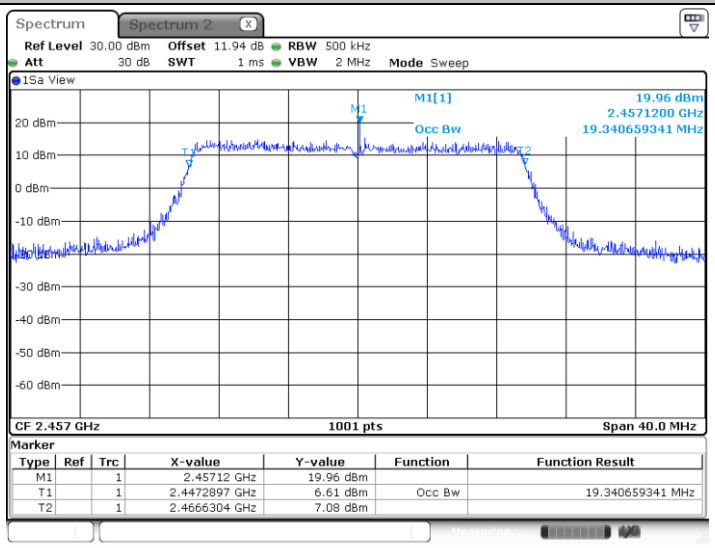

11BE20MIMO_Ant2_2457

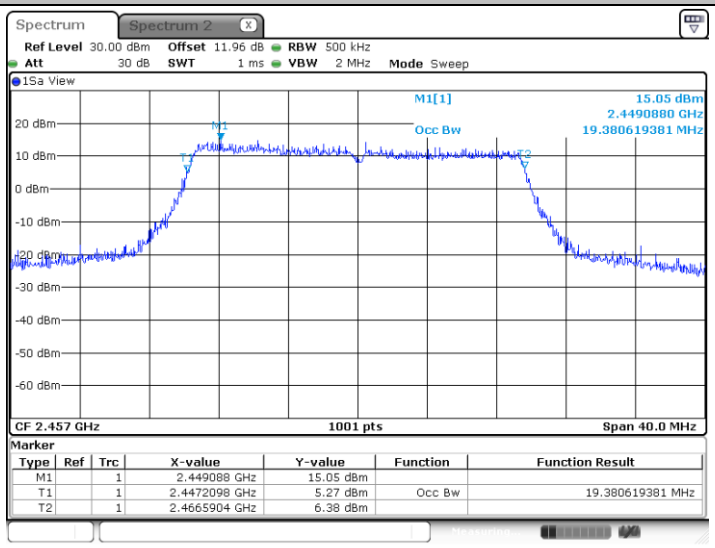

11BE20MIMO_Ant1_2462

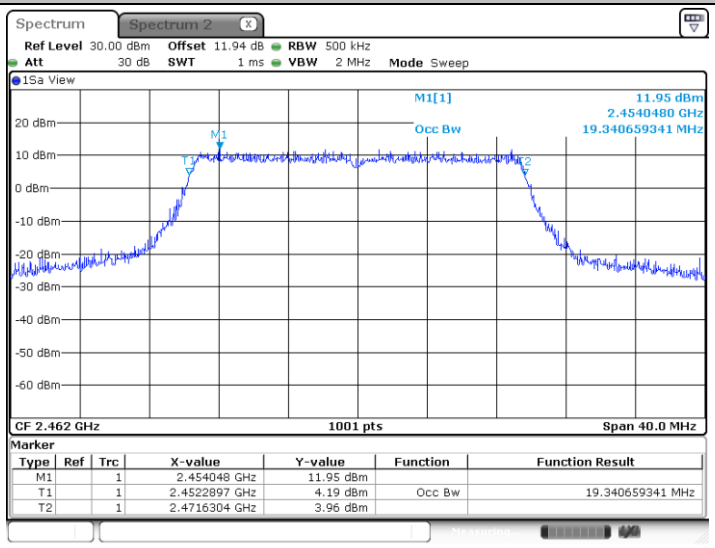

11BE20MIMO_Ant2_2462

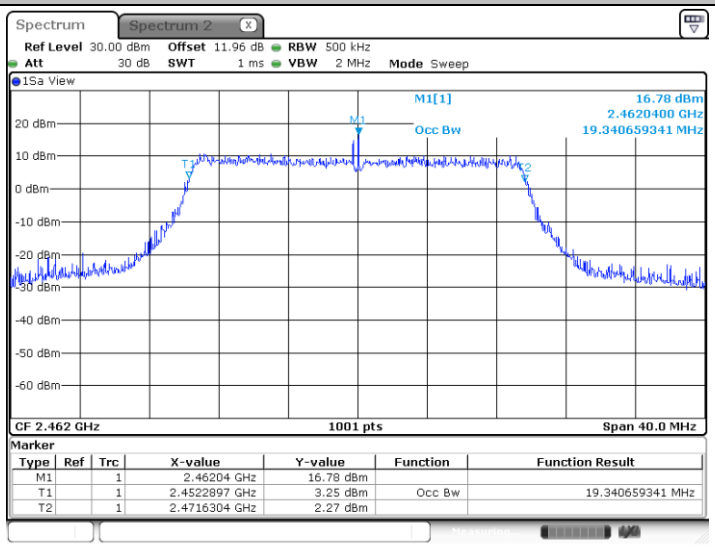

11BE40MIMO_Ant1_2422

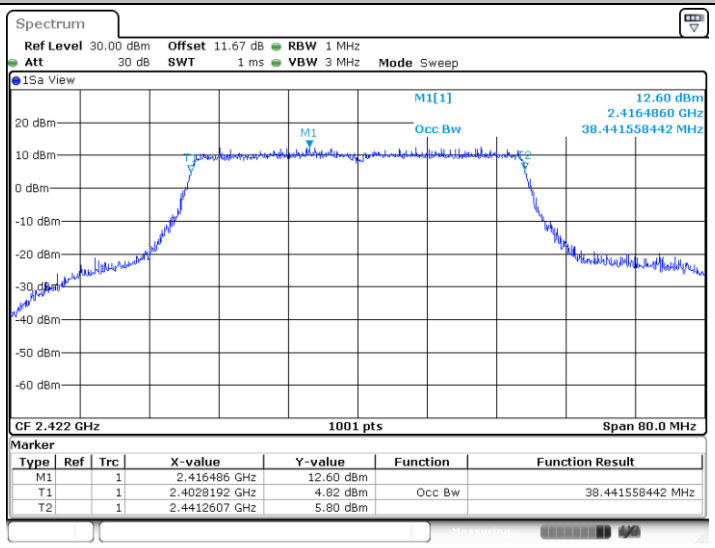

Date: 15.MAY.2024 16:05:13

11BE40MIMO_Ant2_2422

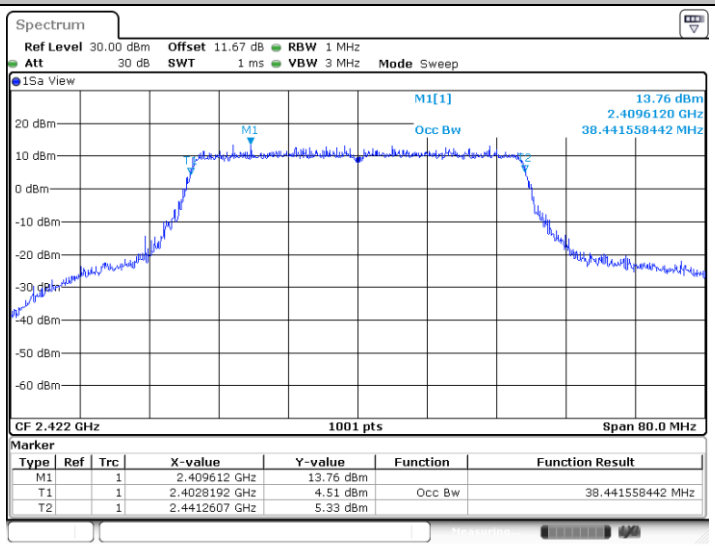

Date: 15.MAY.2024 16:24:27

11BE40MIMO_Ant1_2437

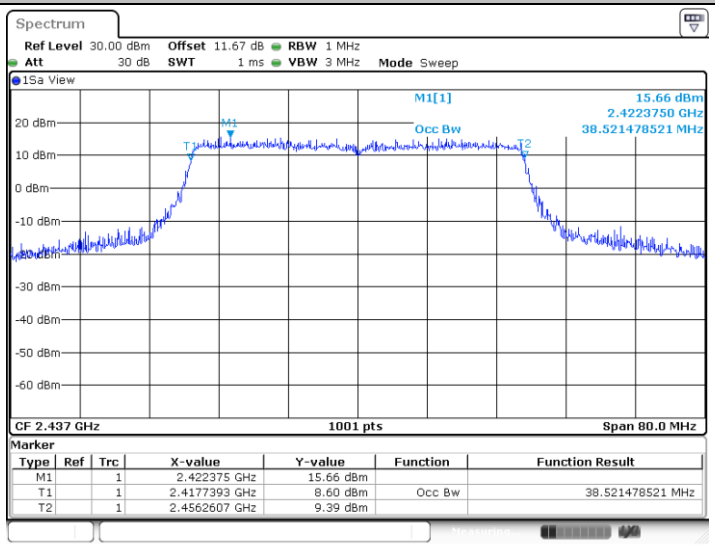

Date: 15.MAY.2024 16:42:17

11BE40MIMO_Ant2_2437

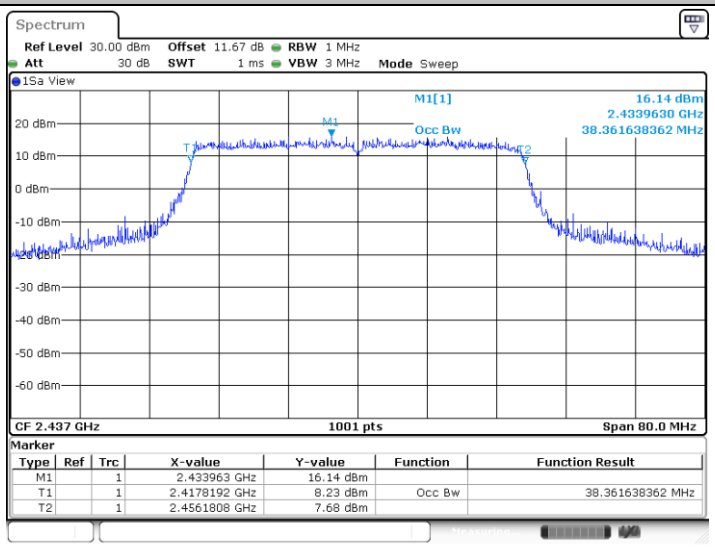

Date: 15.MAY.2024 16:45:06

11BE40MIMO_Ant1_2452

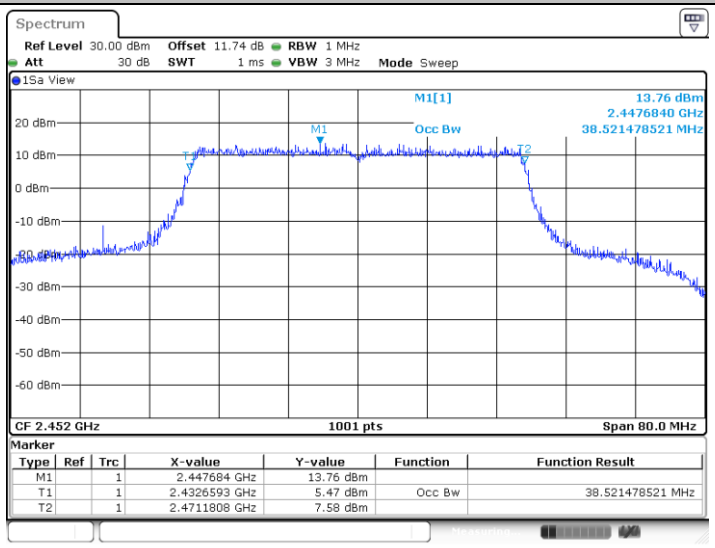

11BE40MIMO_Ant2_2452

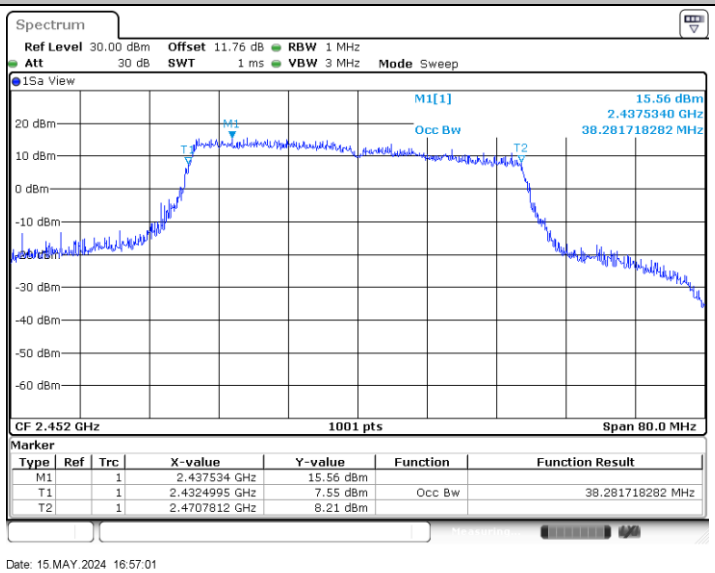

Maximum power spectral density

Test Result

TestMode	Antenna	Freq(MHz)	Result [dBm/3kHz]	Limit [dBm/3kHz]	Verdict
11BE20MIMO	Ant1	2412	-19.01	≤8.00	PASS
	Ant2	2412	-20.08	≤8.00	PASS
	total	2412	-16.50	≤8.00	PASS
	Ant1	2417	-16.57	≤8.00	PASS
	Ant2	2417	-17.79	≤8.00	PASS
	total	2417	-14.13	≤8.00	PASS
	Ant1	2422	-15.4	≤8.00	PASS
	Ant2	2422	-16.79	≤8.00	PASS
	total	2422	-13.03	≤8.00	PASS
	Ant1	2437	-16.24	≤8.00	PASS
	Ant2	2437	-16.28	≤8.00	PASS
	total	2437	-13.25	≤8.00	PASS
	Ant1	2457	-16.45	≤8.00	PASS
	Ant2	2457	-17.32	≤8.00	PASS
	total	2457	-13.85	≤8.00	PASS
	Ant1	2462	-19.67	≤8.00	PASS
	Ant2	2462	-19.91	≤8.00	PASS
	total	2462	-16.78	≤8.00	PASS
11BE40MIMO	Ant1	2422	-19.45	≤8.00	PASS
	Ant2	2422	-20.47	≤8.00	PASS
	total	2422	-16.92	≤8.00	PASS
	Ant1	2437	-17.9	≤8.00	PASS
	Ant2	2437	-18.91	≤8.00	PASS
	total	2437	-15.37	≤8.00	PASS
	Ant1	2452	-18.28	≤8.00	PASS
	Ant2	2452	-20.61	≤8.00	PASS
	total	2452	-16.28	≤8.00	PASS

Test Graphs

11BE20MIMO_Ant1_2412

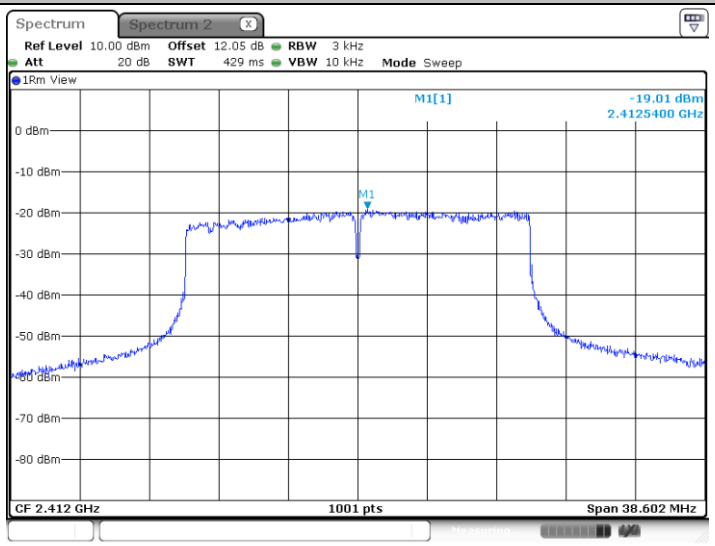

Date: 31.MAY.2024 18:46:30

11BE20MIMO_Ant2_2412

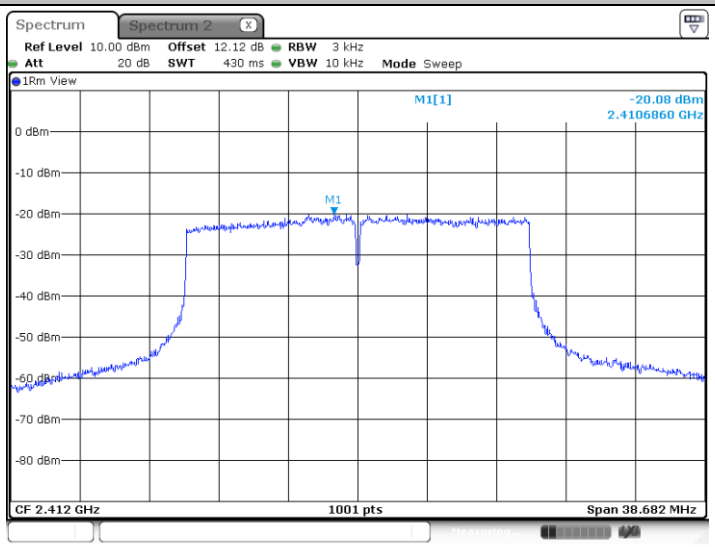

Date: 31.MAY.2024 18:46:49

11BE20MIMO_Ant1_2417

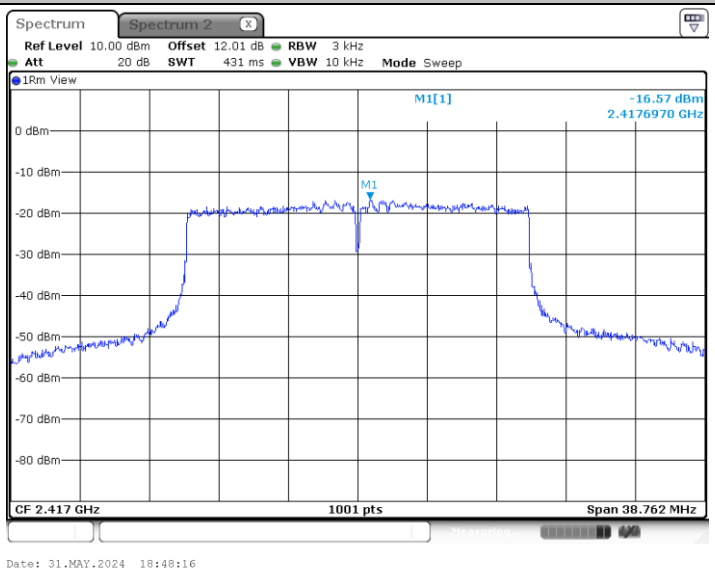

11BE20MIMO_Ant2_2417

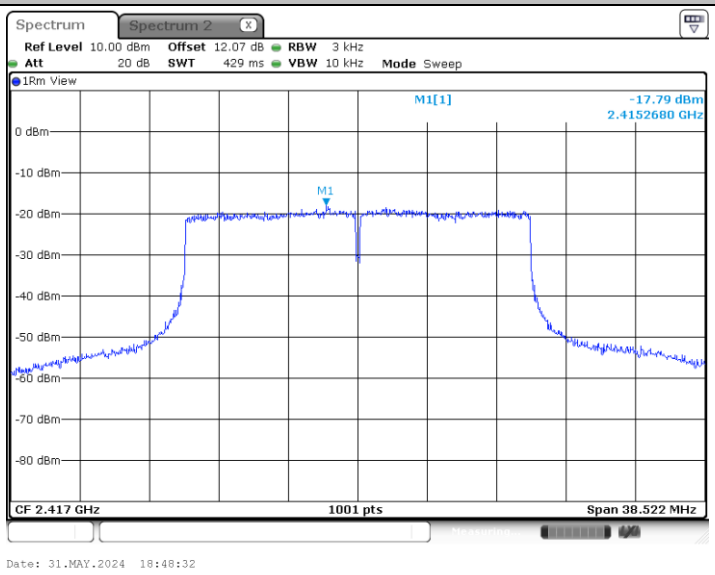

11BE20MIMO_Ant1_2422

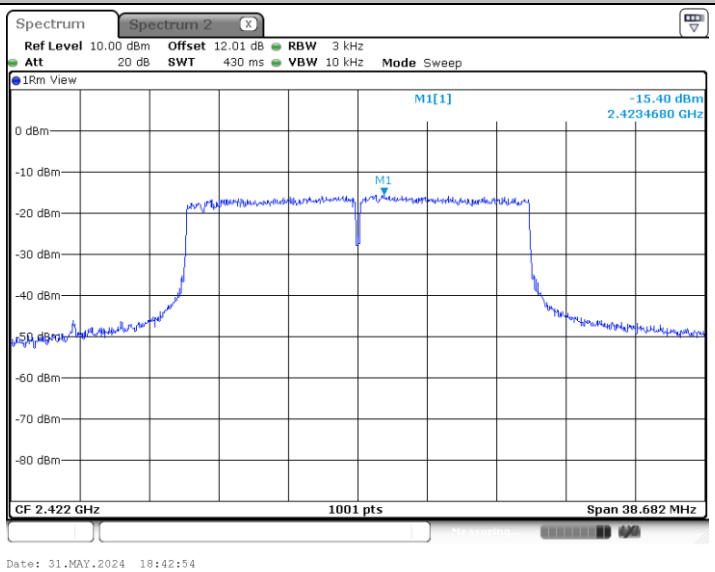

11BE20MIMO_Ant2_2422

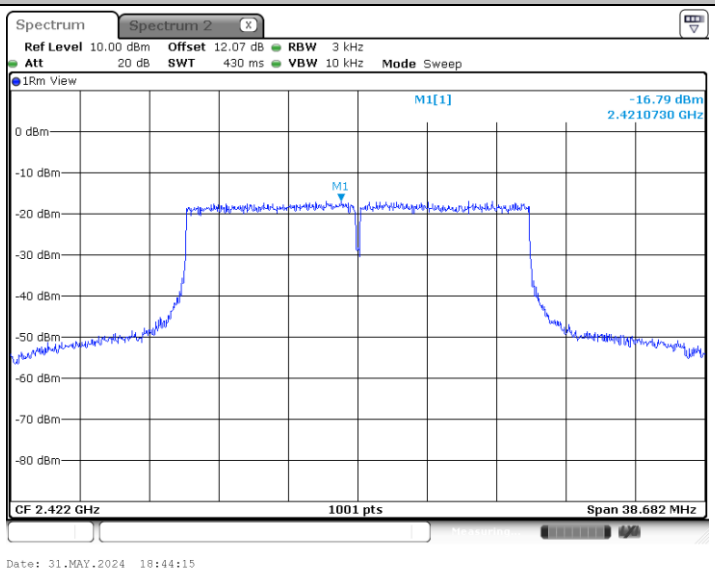

11BE20MIMO_Ant1_2437

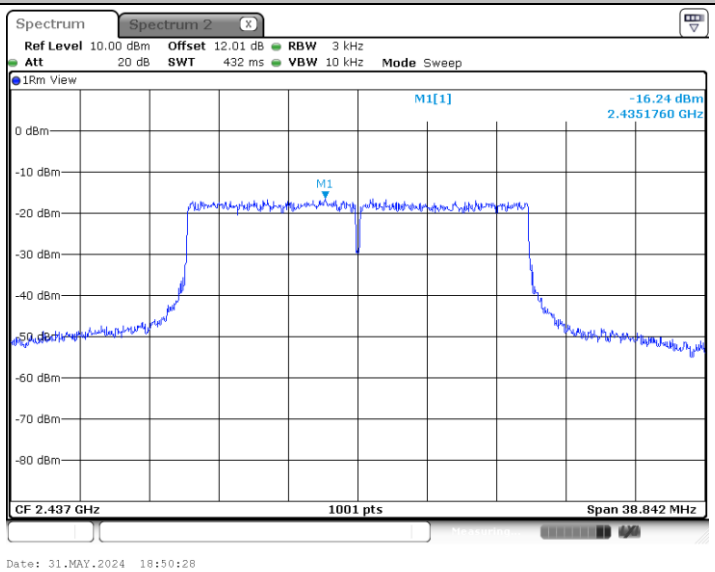

11BE20MIMO_Ant2_2437

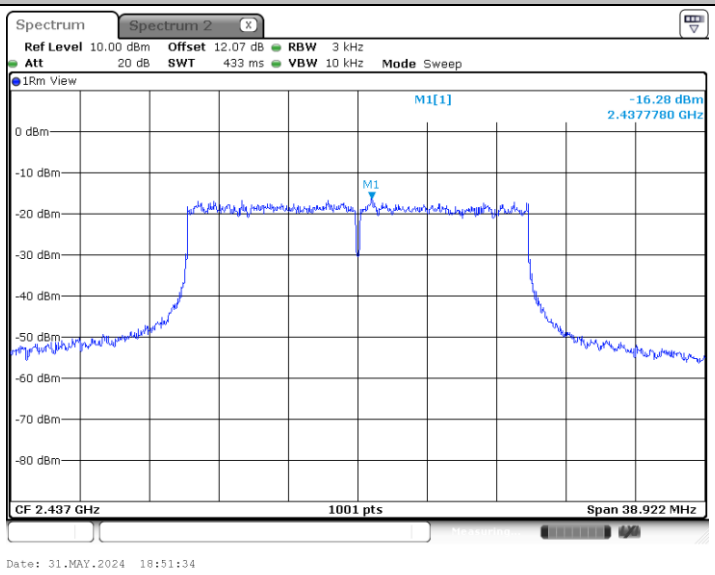

11BE20MIMO_Ant1_2457

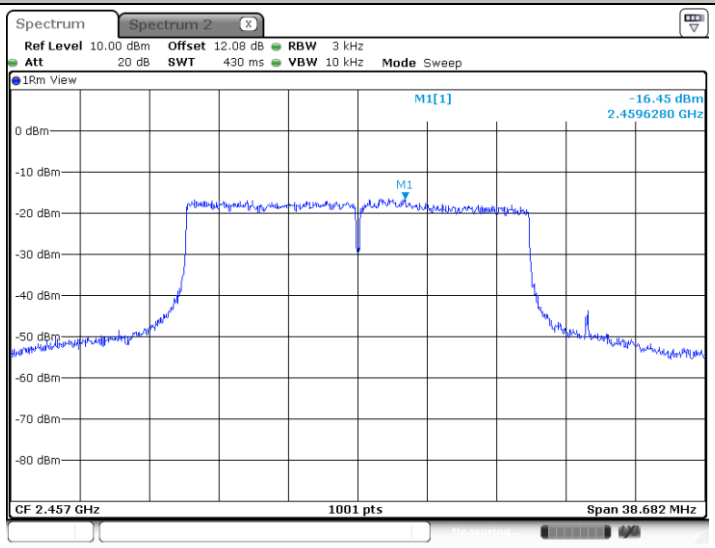

Date: 31.MAY.2024 18:54:29

11BE20MIMO_Ant2_2457

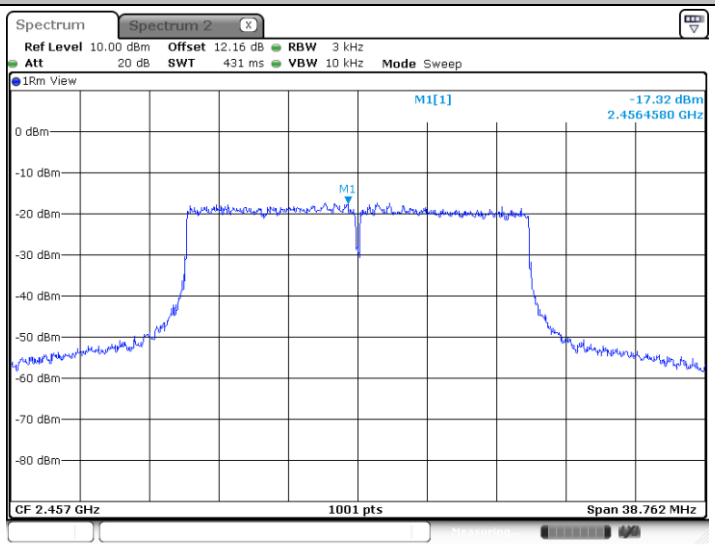

Date: 31.MAY.2024 18:56:17

11BE20MIMO_Ant1_2462

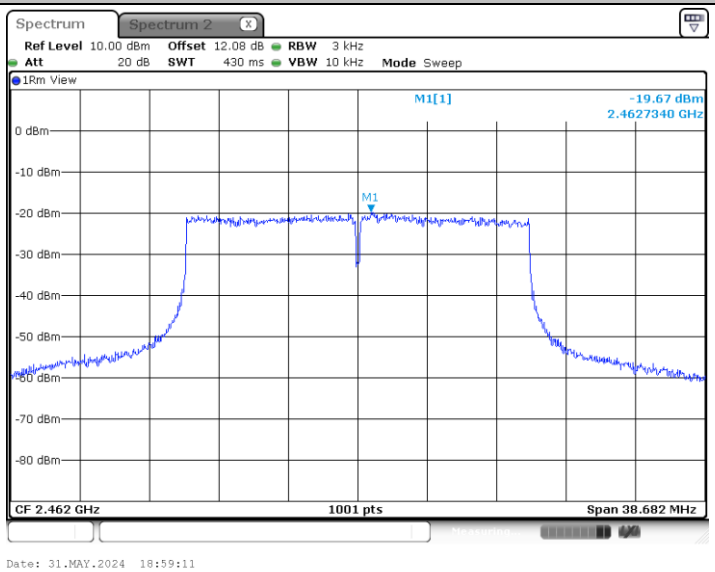

11BE20MIMO_Ant2_2462

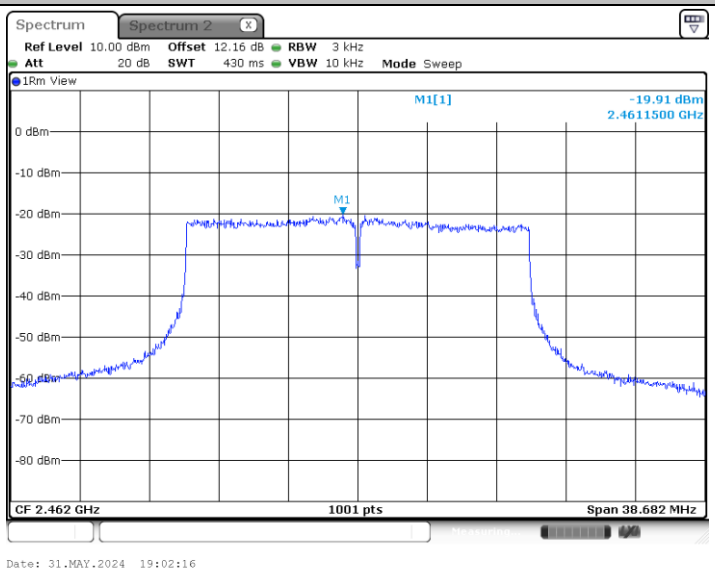

11BE40MIMO_Ant1_2422

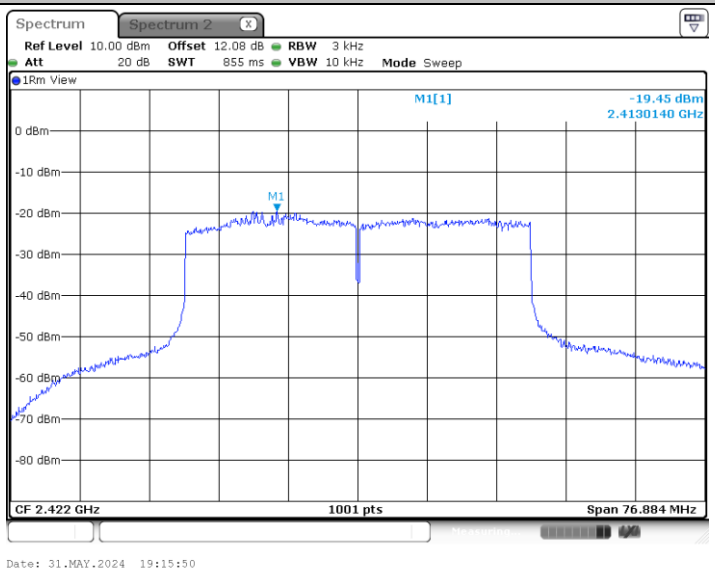

11BE40MIMO_Ant2_2422

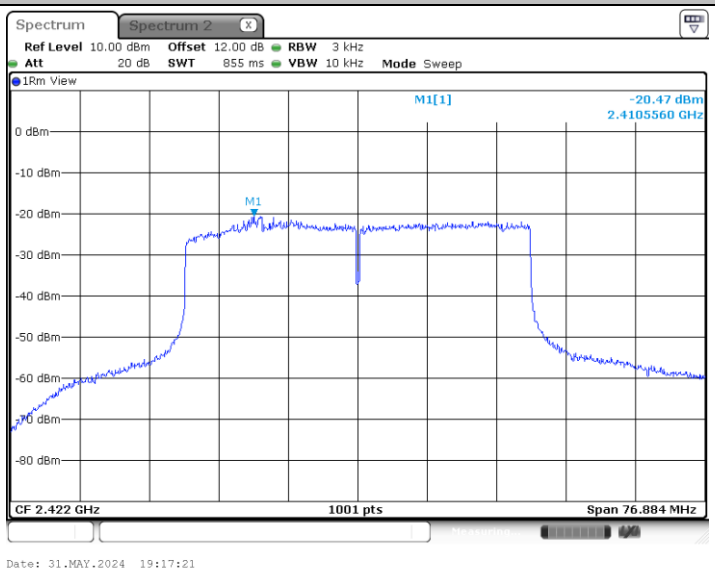

11BE40MIMO_Ant1_2437

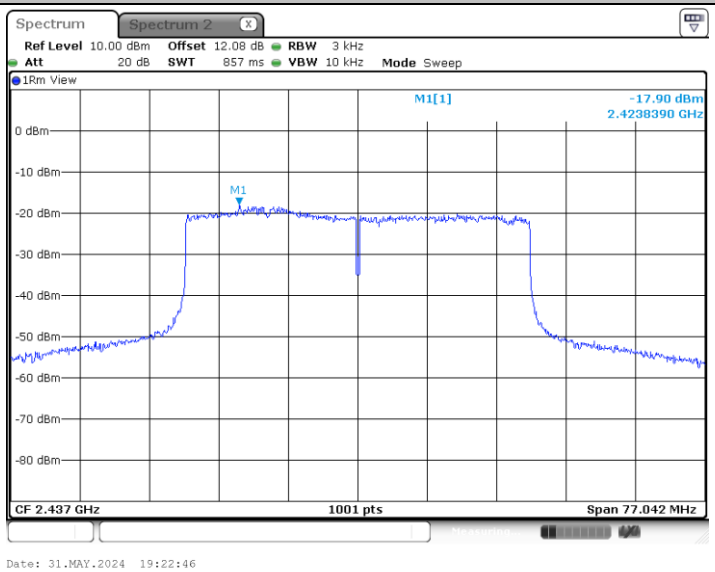

11BE40MIMO_Ant2_2437

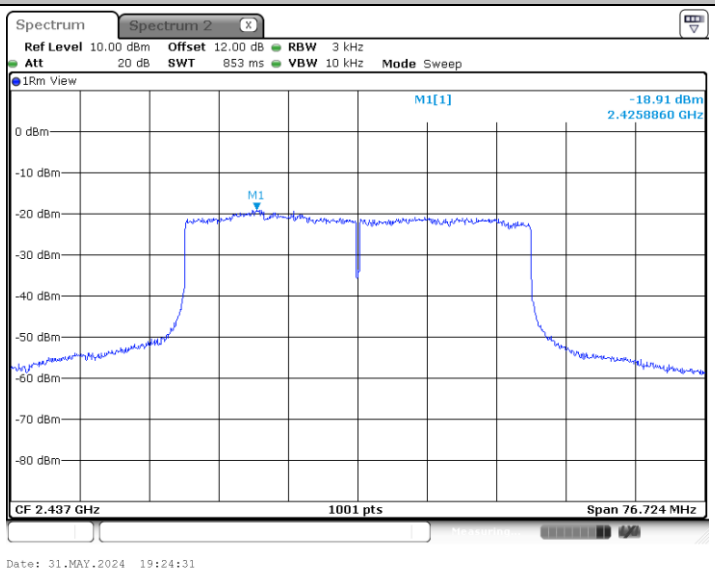

11BE40MIMO_Ant1_2452

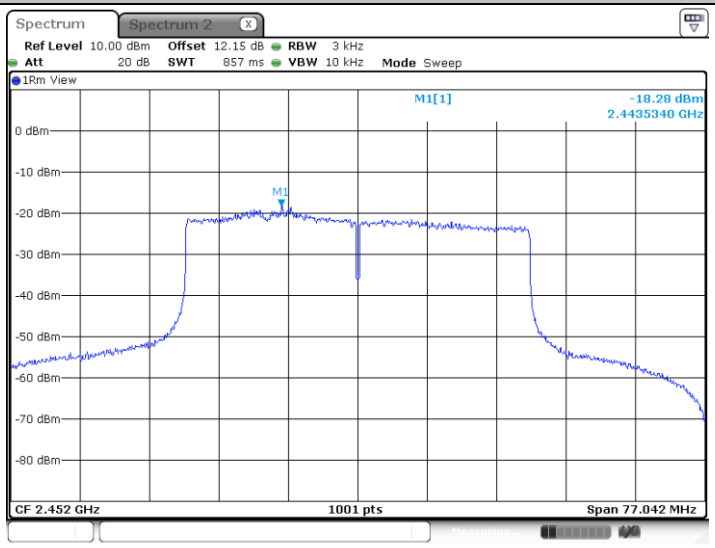

Date: 31.MAY.2024 19:30:56

11BE40MIMO_Ant2_2452

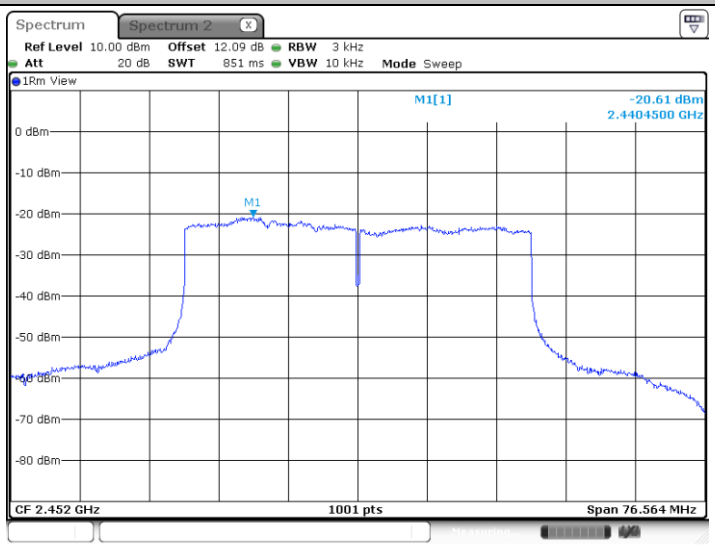

Date: 31.MAY.2024 19:32:46

Reference level measurement

Test Result

TestMode	Antenna	Freq(MHz)	Max.Point[MHz]	Result[dBm/100KHz]
11BE20MIMO	Ant1	2412	2412.55	8.73
	Ant2	2412	2411.02	8.01
	Ant1	2417	2418.01	11.71
	Ant2	2417	2416.50	9.61
	Ant1	2422	2423.50	10.01
	Ant2	2422	2422.51	8.59
	Ant1	2437	2439.02	9.16
	Ant2	2437	2438.50	8.69
	Ant1	2457	2457.52	10.94
	Ant2	2457	2459.02	9.78
	Ant1	2462	2460.51	7.84
	Ant2	2462	2462.99	7.74
11BE40MIMO	Ant1	2422	2411.09	10.95
	Ant2	2422	2411.09	9.21
	Ant1	2437	2426.50	11.70
	Ant2	2437	2426.01	10.73
	Ant1	2452	2441.50	10.25
	Ant2	2452	2442.99	9.34

Test Graphs

11BE20MIMO_Ant1_2412

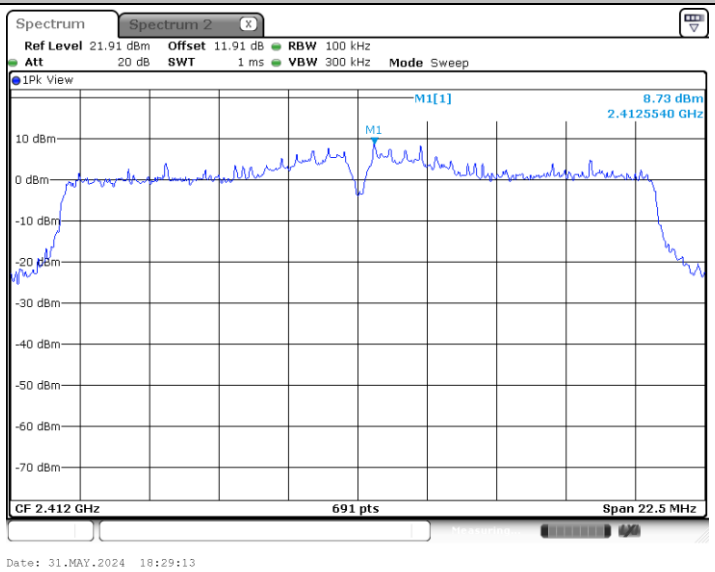

11BE20MIMO_Ant2_2412

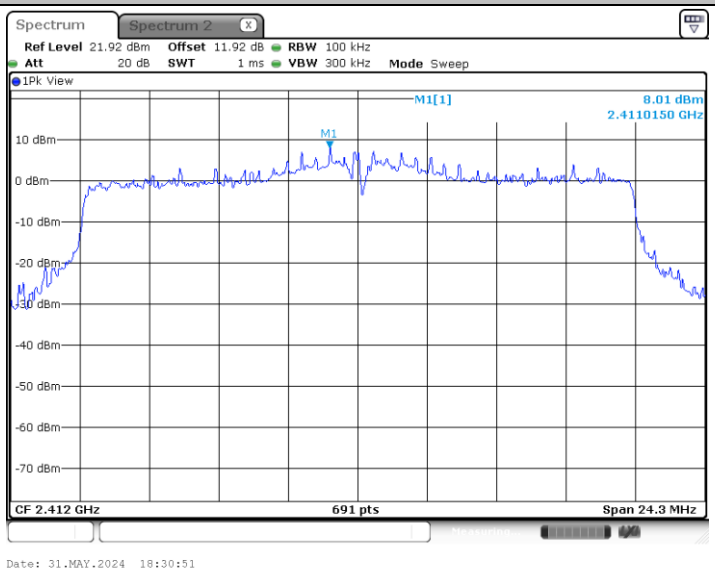

11BE20MIMO_Ant1_2417

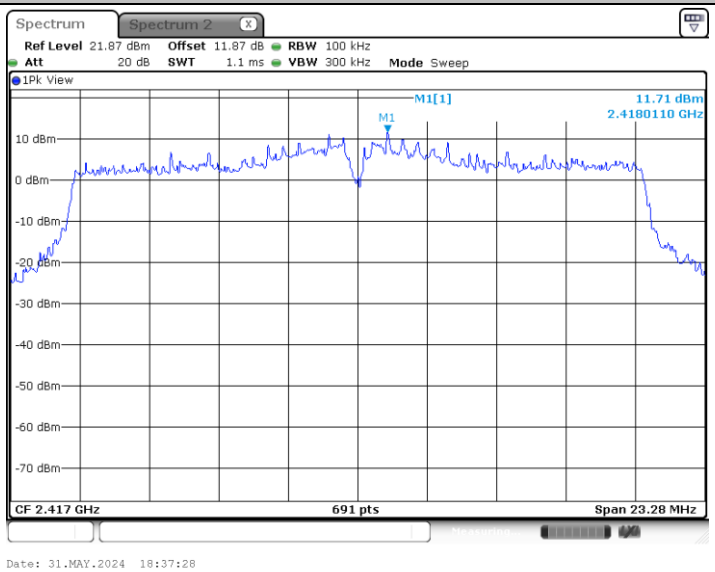

11BE20MIMO_Ant2_2417

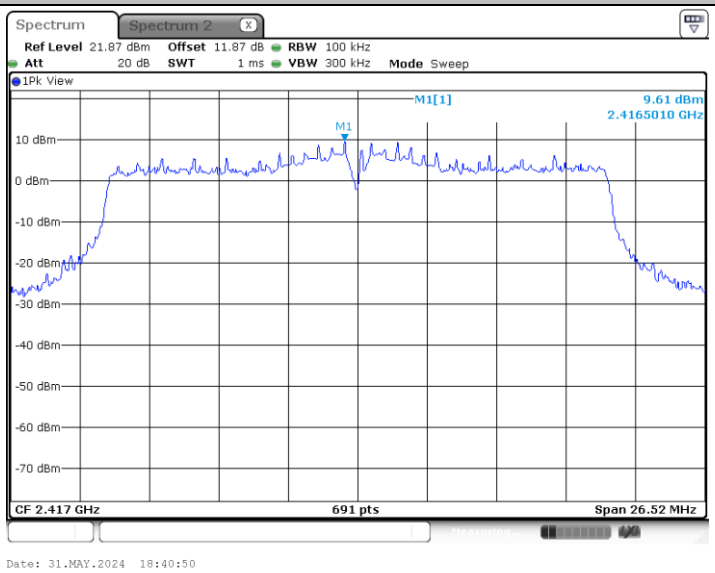

11BE20MIMO_Ant1_2422

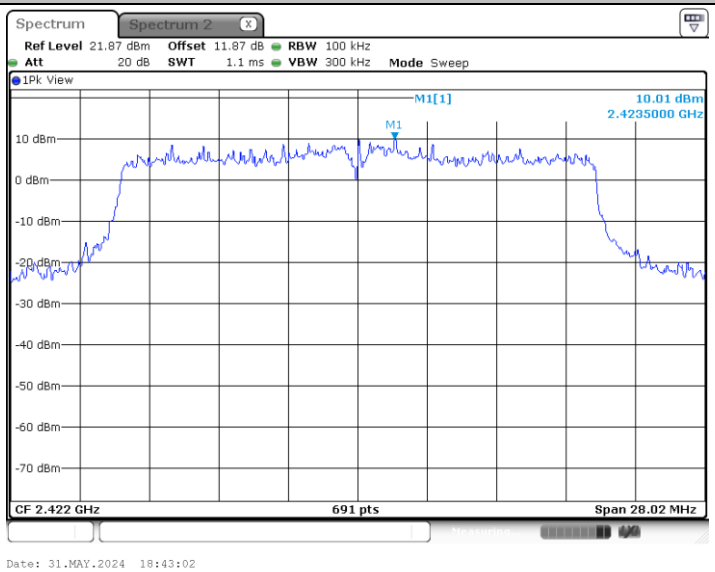

11BE20MIMO_Ant2_2422

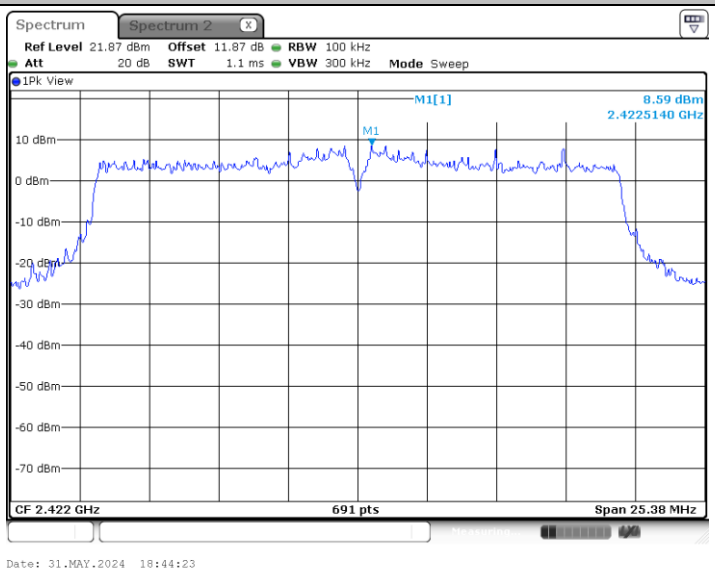

11BE20MIMO_Ant1_2437

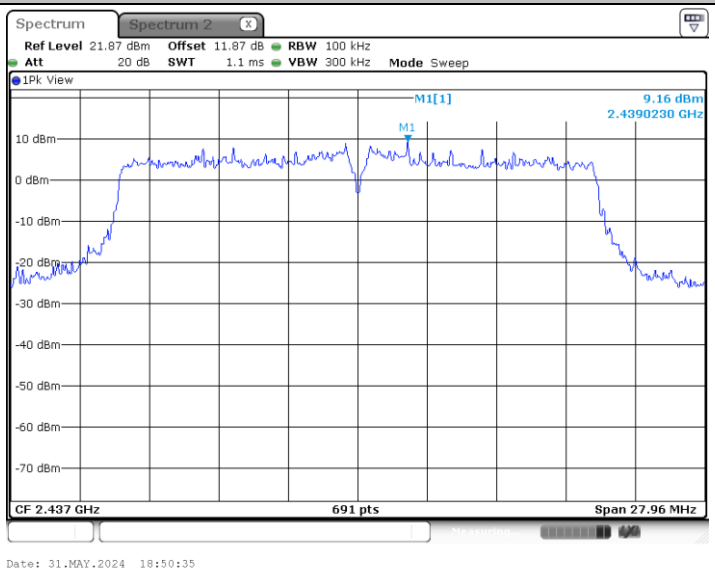

11BE20MIMO_Ant2_2437

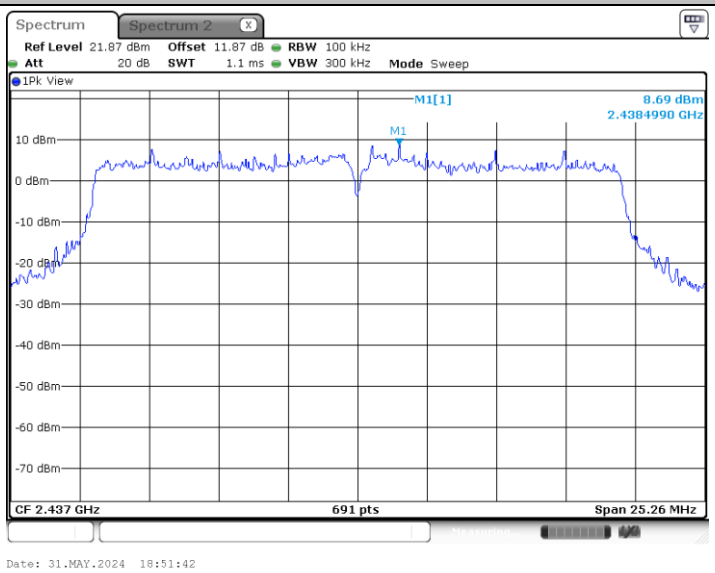

11BE20MIMO_Ant1_2457

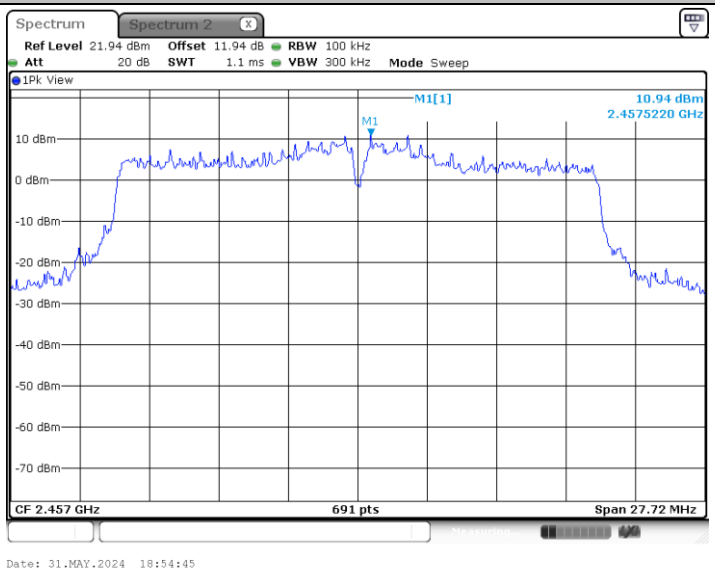

11BE20MIMO_Ant2_2457

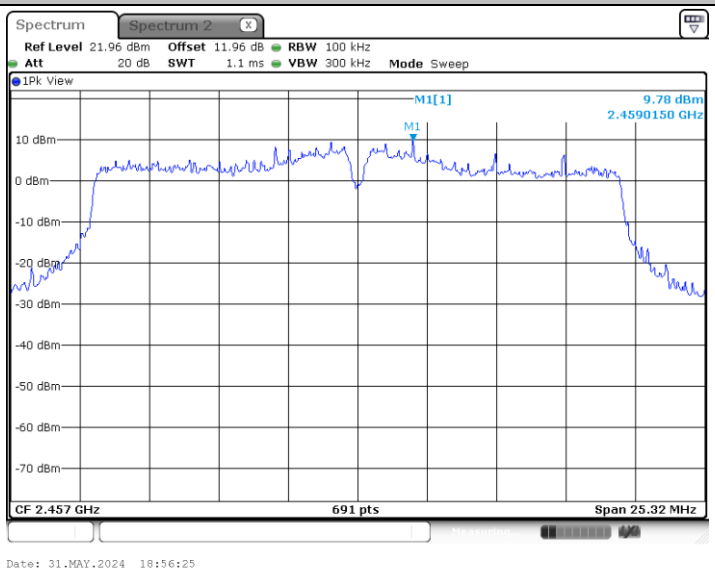

11BE20MIMO_Ant1_2462

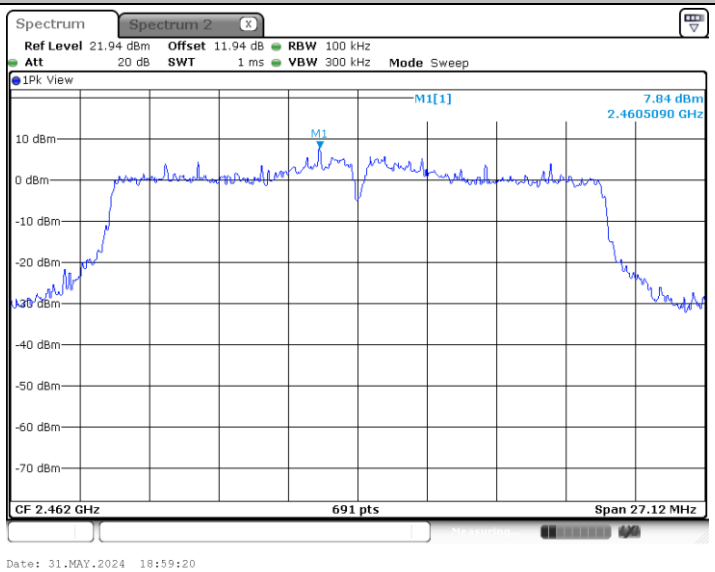

11BE20MIMO_Ant2_2462

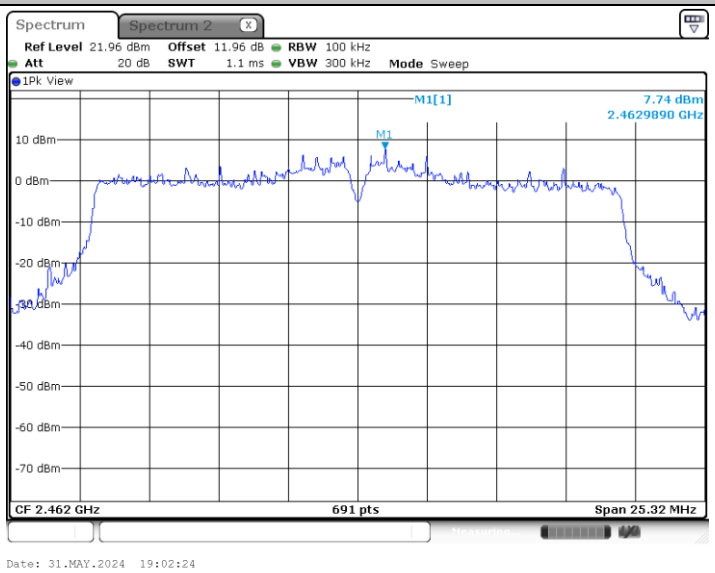

11BE40MIMO_Ant1_2422

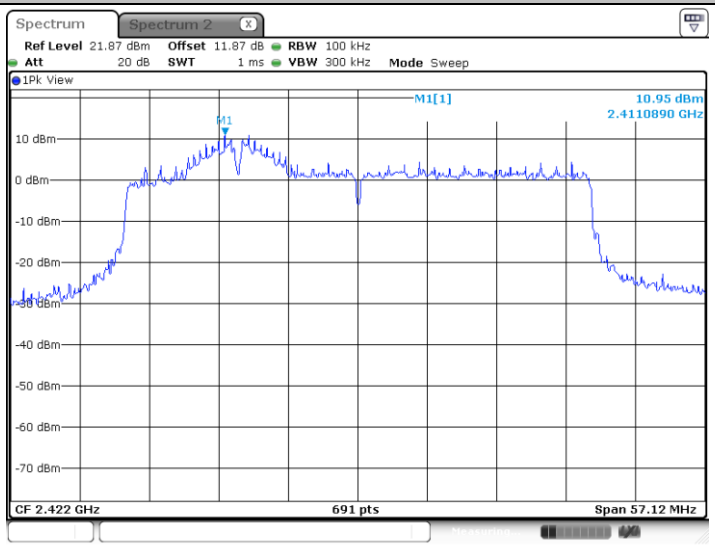

11BE40MIMO_Ant2_2422

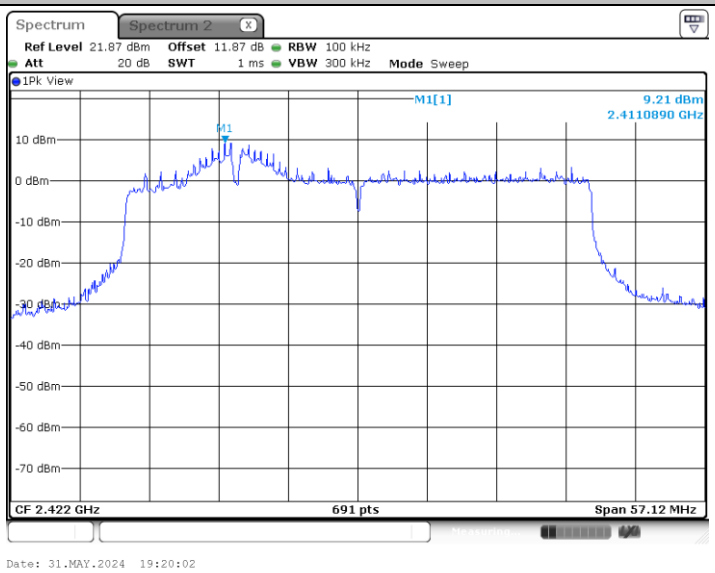

11BE40MIMO_Ant1_2437

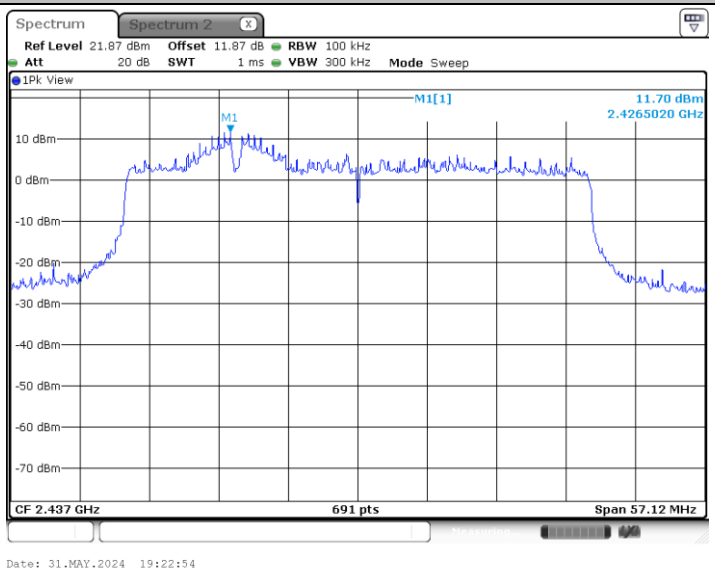

11BE40MIMO_Ant2_2437

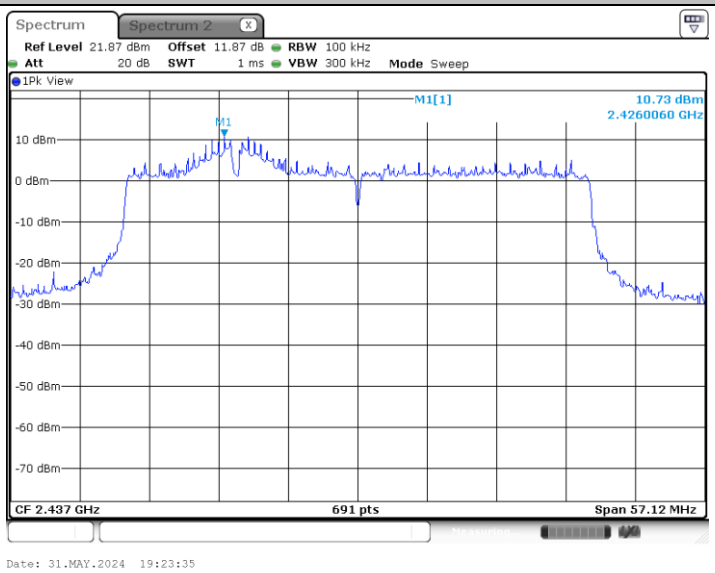

11BE40MIMO_Ant1_2452

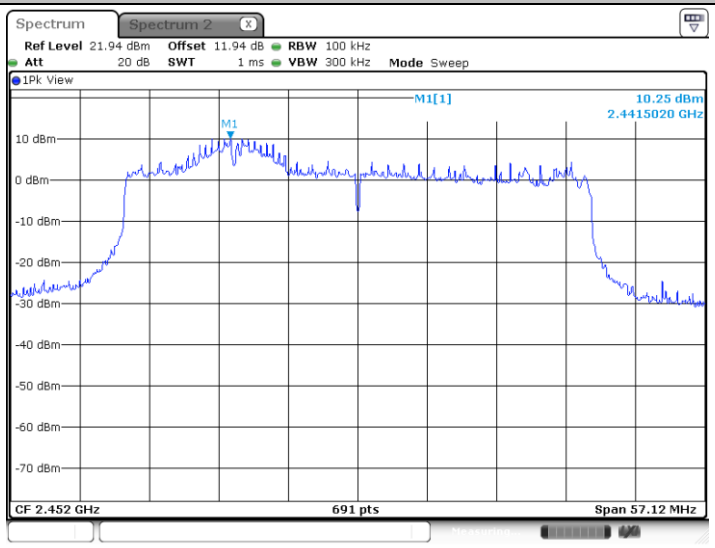

11BE40MIMO_Ant2_2452

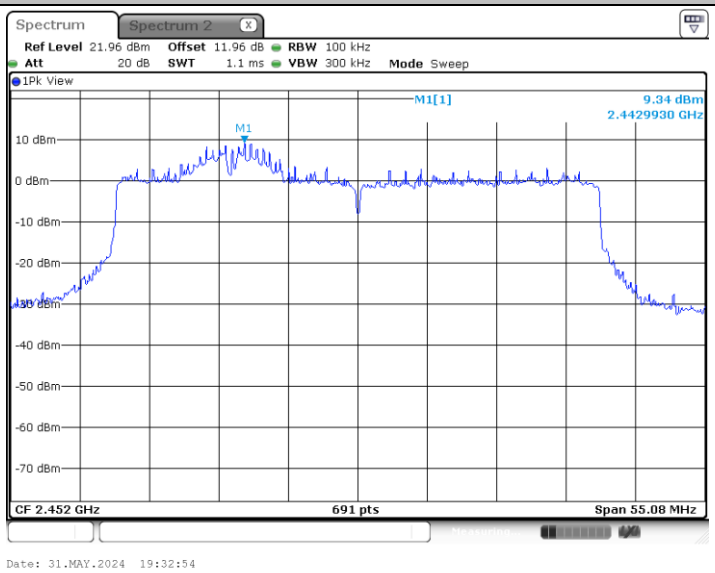

Band edge measurements

Test Result

TestMode	Antenna	ChName	Freq (MHz)	RefLevel[dBm /100KHz]	Result[dBm /100KHz]	Limit[dBm /100KHz]	Verdict
11BE20MIMO	Ant1	Low	2412	8.73	-26.33	≤-21.27	PASS
	Ant2	Low	2412	8.01	-28.38	≤-21.99	PASS
	Ant1	Low	2417	11.71	-25.72	≤-18.29	PASS
	Ant2	Low	2417	9.61	-29.78	≤-20.39	PASS
	Ant1	Low	2422	10.01	-25.91	≤-19.99	PASS
	Ant2	Low	2422	8.59	-29.54	≤-21.41	PASS
	Ant1	High	2457	10.94	-32.74	≤-19.06	PASS
	Ant2	High	2457	9.78	-36.2	≤-20.22	PASS
	Ant1	High	2462	7.84	-34.65	≤-22.16	PASS
	Ant2	High	2462	7.74	-34.75	≤-22.26	PASS
11BE40MIMO	Ant1	Low	2422	10.95	-24.9	≤-19.05	PASS
	Ant2	Low	2422	9.21	-26.45	≤-20.79	PASS
	Ant1	High	2452	10.25	-26.84	≤-19.75	PASS
	Ant2	High	2452	9.34	-30.24	≤-20.66	PASS

Test Graphs

11BE20MIMO_Ant1_Low_2412

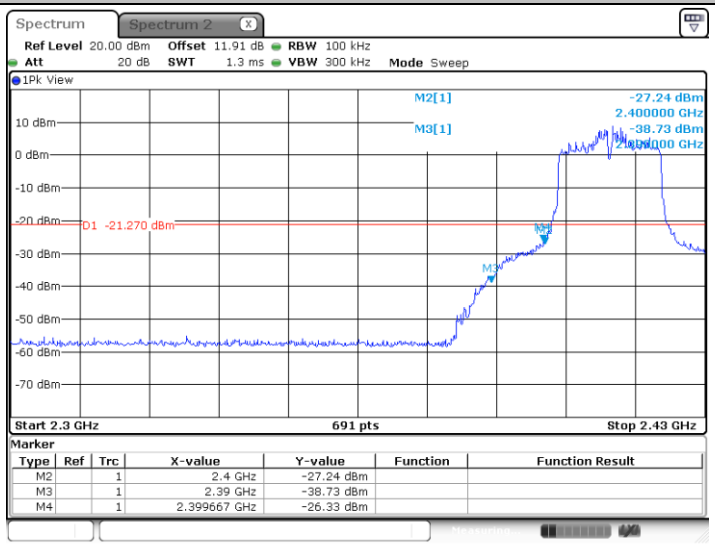

11BE20MIMO_Ant2_Low_2412

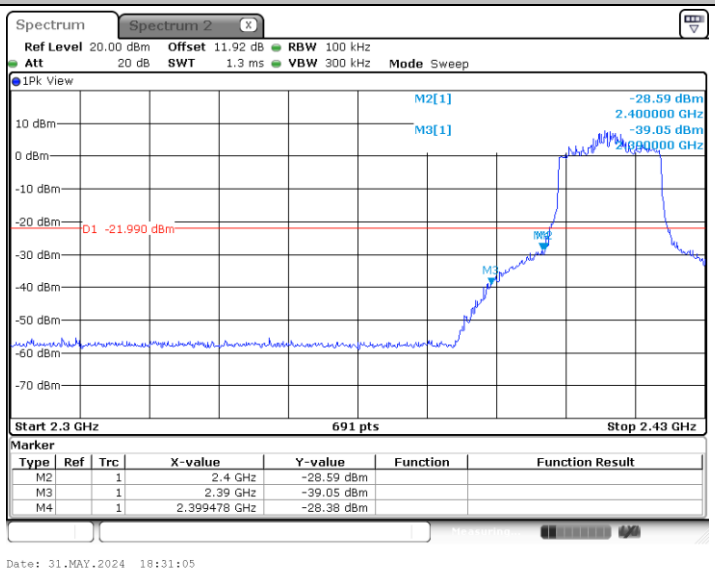

11BE20MIMO_Ant1_Low_2417

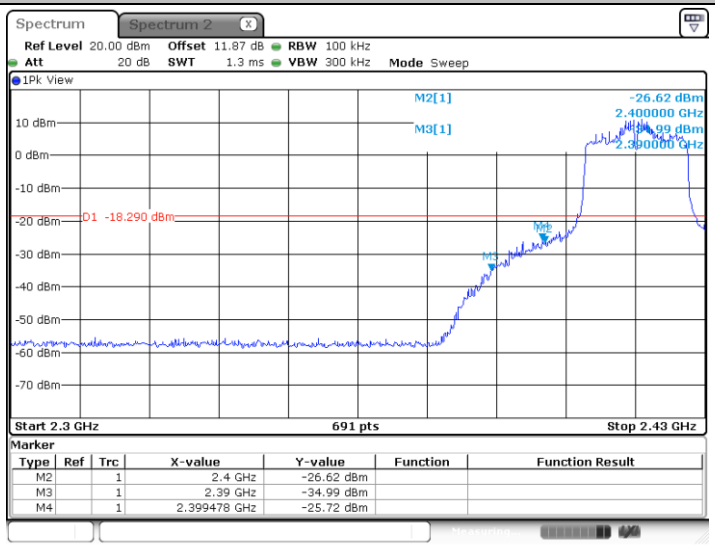

11BE20MIMO_Ant2_Low_2417

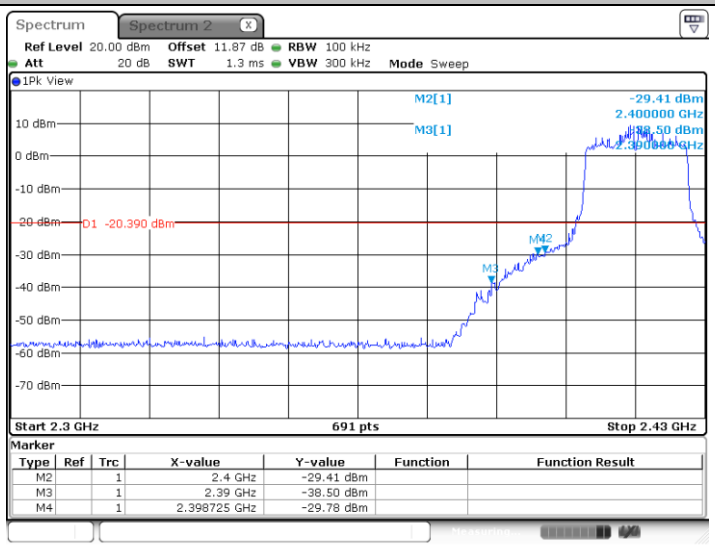

11BE20MIMO_Ant1_Low_2422

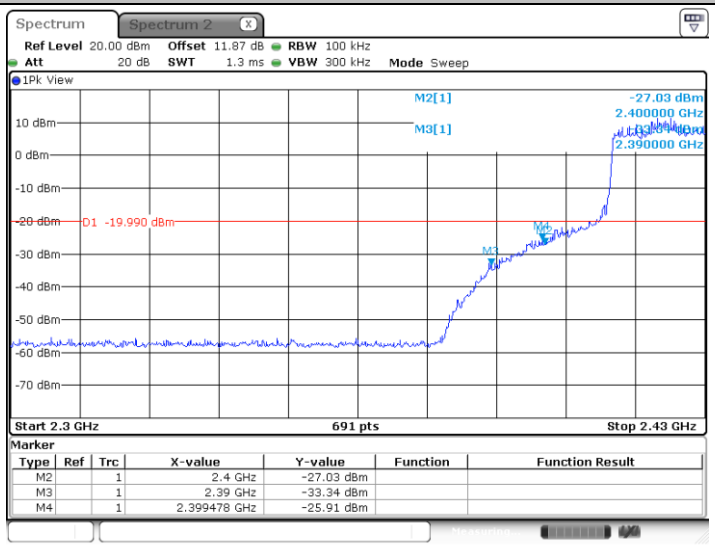

11BE20MIMO_Ant2_Low_2422

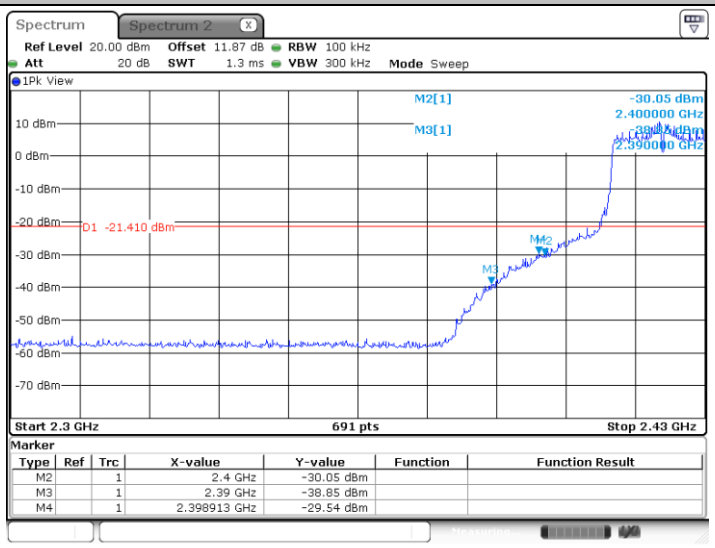

11BE20MIMO_Ant1_High_2457

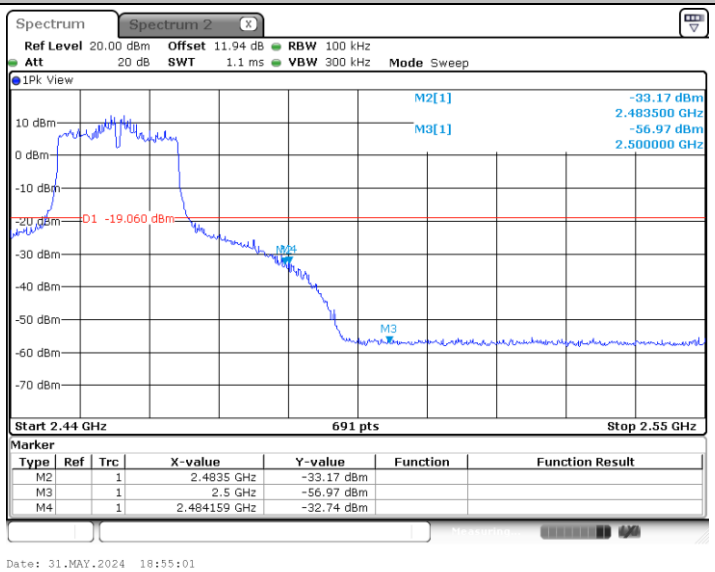

11BE20MIMO_Ant2_High_2457

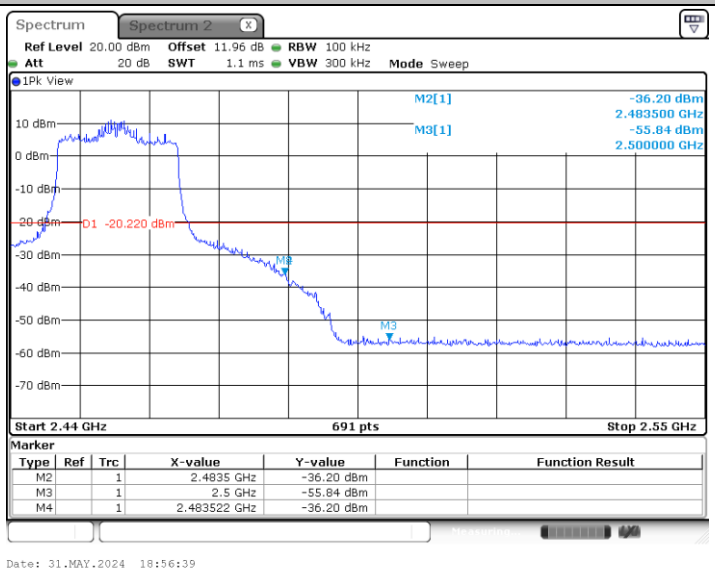

11BE20MIMO_Ant1_High_2462

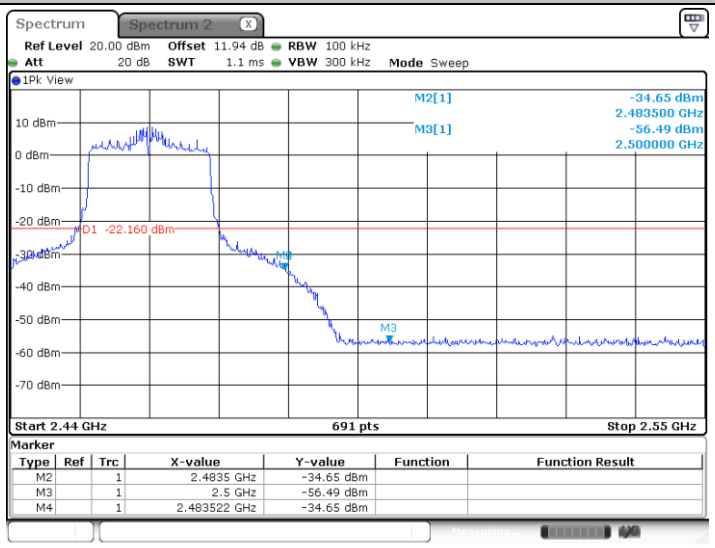

Date: 31.MAY.2024 19:00:01

11BE20MIMO_Ant2_High_2462

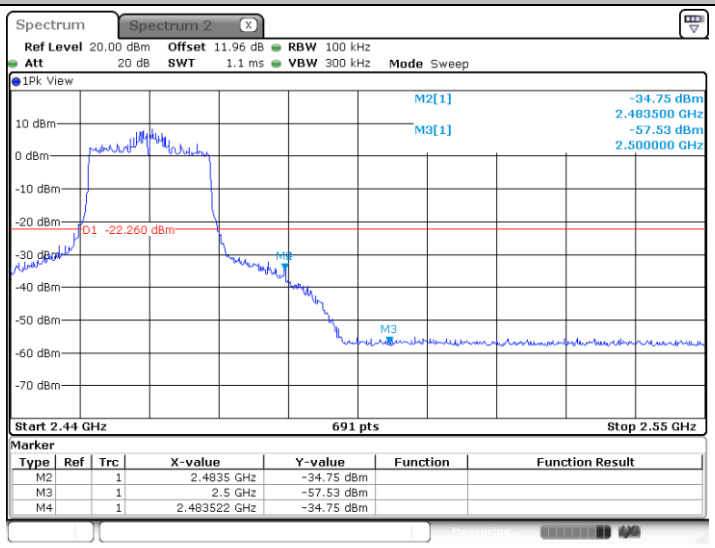

Date: 31.MAY.2024 19:02:38

11BE40MIMO_Ant1_Low_2422

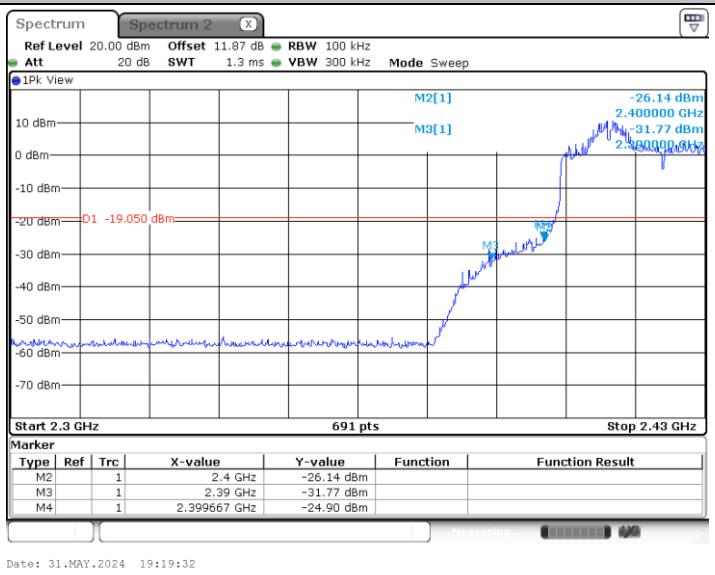

11BE40MIMO_Ant2_Low_2422

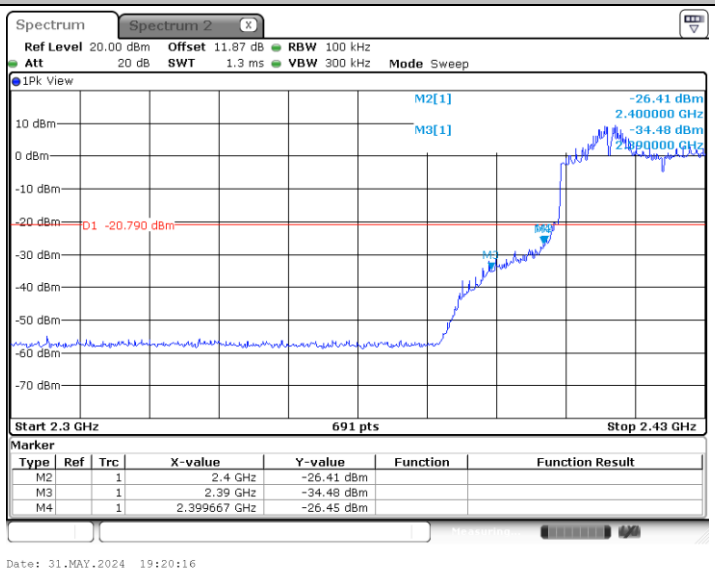

11BE40MIMO_Ant1_High_2452

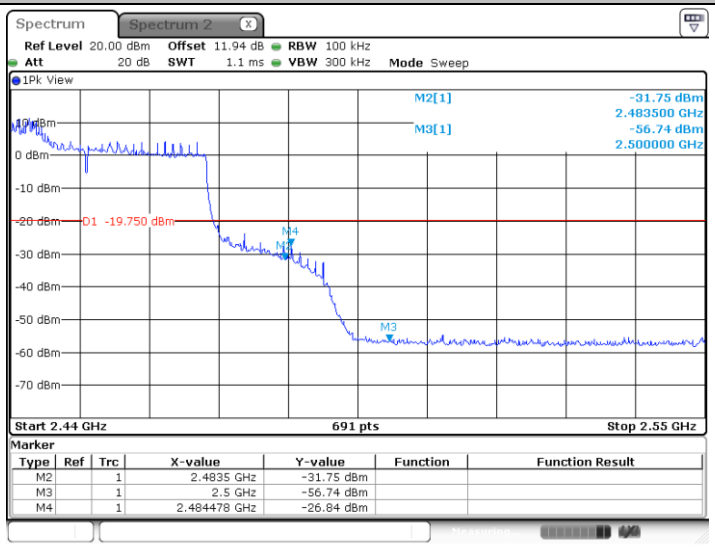

11BE40MIMO_Ant2_High_2452

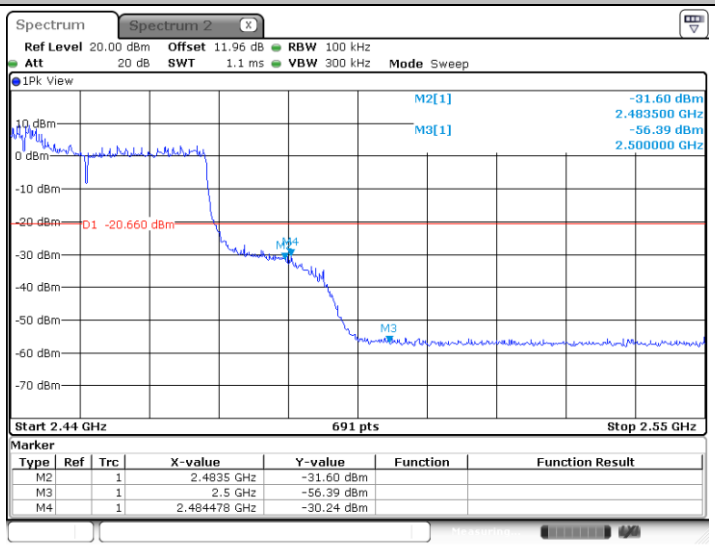

Conducted Spurious Emission

Test Result

TestMode	Antenna	Freq(MHz)	FreqRange [Mhz]	RefLevel [dBm/100KHz]	Result [dBm/100KHz]	Limit [dBm/100KHz]	Verdict
11BE20MIMO	Ant1	2412	30~1000	8.73	-50.55	≤-21.27	PASS
			1000~26500	8.73	-44.15	≤-21.27	PASS
	Ant2	2412	30~1000	8.01	-49.28	≤-21.99	PASS
			1000~26500	8.01	-44.92	≤-21.99	PASS
	Ant1	2417	30~1000	11.71	-50.08	≤-18.29	PASS
			1000~26500	11.71	-44.39	≤-18.29	PASS
	Ant2	2417	30~1000	9.61	-49.31	≤-20.39	PASS
			1000~26500	9.61	-44.89	≤-20.39	PASS
	Ant1	2422	30~1000	10.01	-50.48	≤-19.99	PASS
			1000~26500	10.01	-44.82	≤-19.99	PASS
	Ant2	2422	30~1000	8.59	-50.41	≤-21.41	PASS
			1000~26500	8.59	-44.47	≤-21.41	PASS
	Ant1	2437	30~1000	9.16	-50.23	≤-20.84	PASS
			1000~26500	9.16	-44.59	≤-20.84	PASS
	Ant2	2437	30~1000	8.69	-50.05	≤-21.31	PASS
			1000~26500	8.69	-44.14	≤-21.31	PASS
	Ant1	2457	30~1000	10.94	-50.59	≤-19.06	PASS
			1000~26500	10.94	-44.15	≤-19.06	PASS
	Ant2	2457	30~1000	9.78	-50.06	≤-20.22	PASS
			1000~26500	9.78	-44.93	≤-20.22	PASS
	Ant1	2462	30~1000	7.84	-50.01	≤-22.16	PASS
			1000~26500	7.84	-44.51	≤-22.16	PASS
	Ant2	2462	30~1000	7.74	-50.24	≤-22.26	PASS
			1000~26500	7.74	-44.21	≤-22.26	PASS
11BE40MIMO	Ant1	2422	30~1000	10.95	-50.17	≤-19.05	PASS
			1000~26500	10.95	-43.46	≤-19.05	PASS
	Ant2	2422	30~1000	9.21	-50.67	≤-20.79	PASS
			1000~26500	9.21	-44.34	≤-20.79	PASS
	Ant1	2437	30~1000	11.70	-50.48	≤-18.3	PASS
			1000~26500	11.70	-44.34	≤-18.3	PASS
	Ant2	2437	30~1000	10.73	-50.2	≤-19.27	PASS
			1000~26500	10.73	-43.99	≤-19.27	PASS
	Ant1	2452	30~1000	10.25	-50.52	≤-19.75	PASS
			1000~26500	10.25	-44.39	≤-19.75	PASS
	Ant2	2452	30~1000	9.34	-50.37	≤-20.66	PASS
			1000~26500	9.34	-43.84	≤-20.66	PASS

Test Graphs

11BE20MIMO_Ant1_2412_30~1000

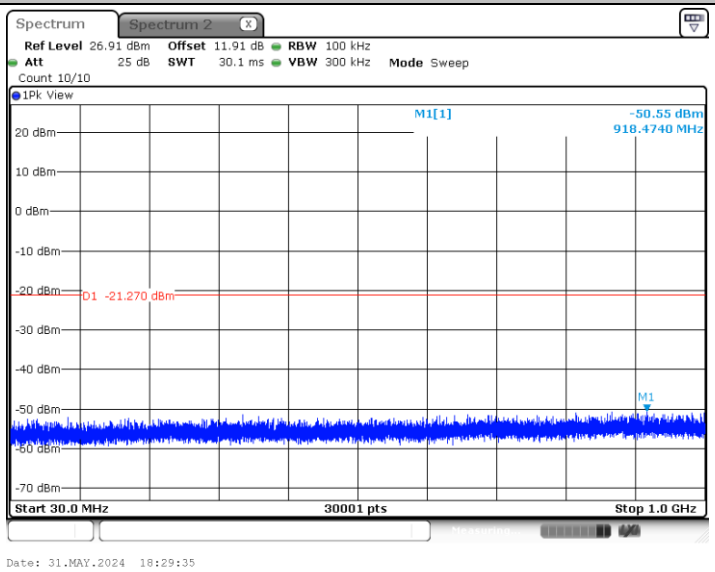

11BE20MIMO_Ant1_2412_1000~26500

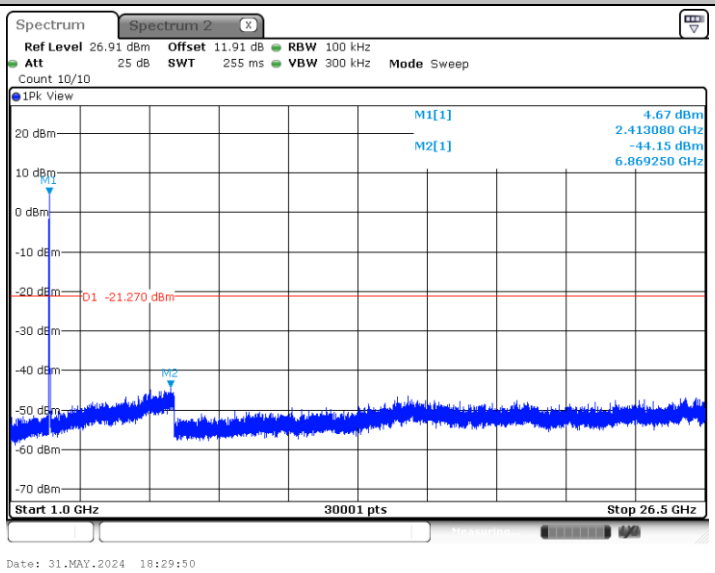

11BE20MIMO_Ant2_2412_30~1000

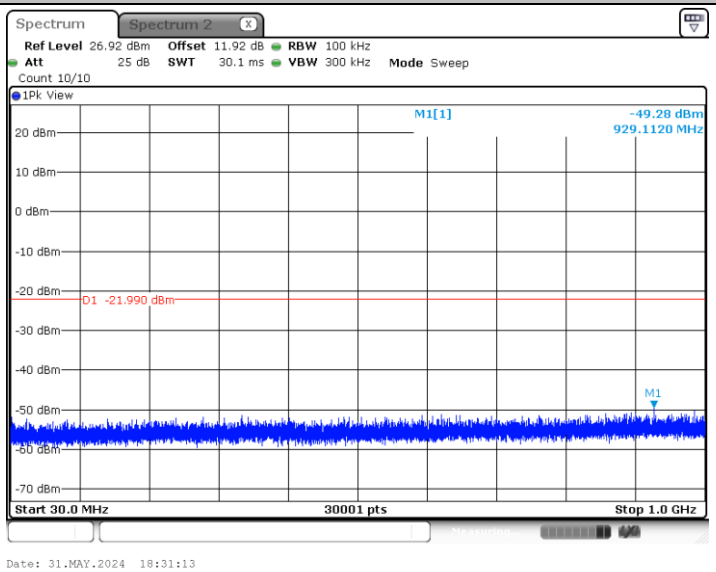

11BE20MIMO_Ant2_2412_1000~26500

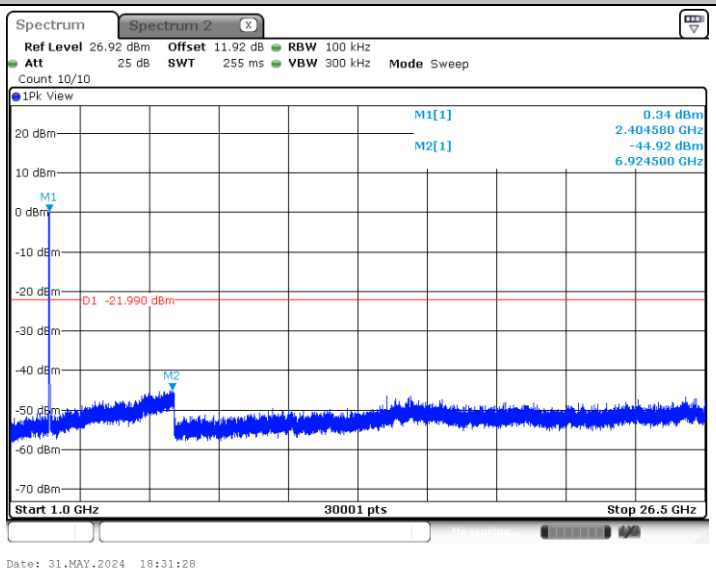

11BE20MIMO_Ant1_2417_30~1000

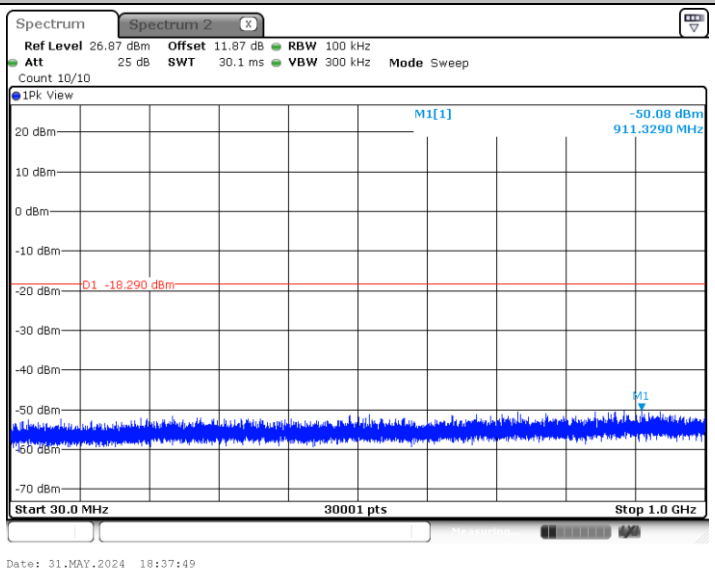

11BE20MIMO_Ant1_2417_1000~26500

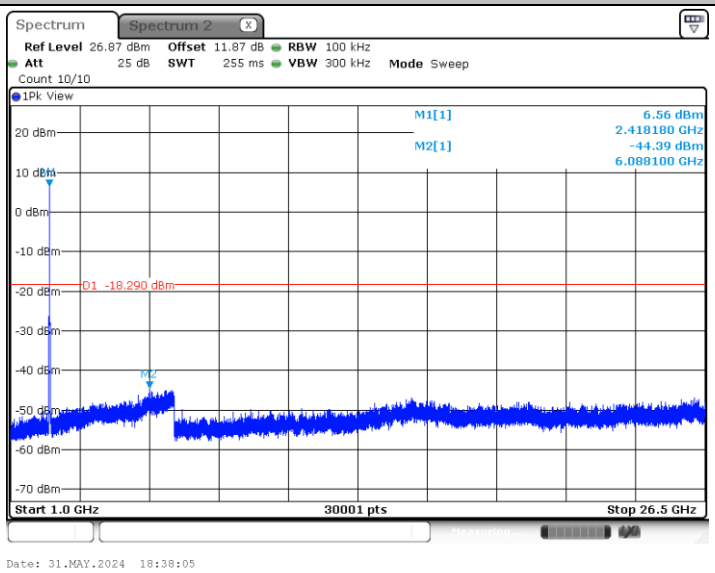

11BE20MIMO_Ant2_2417_30~1000

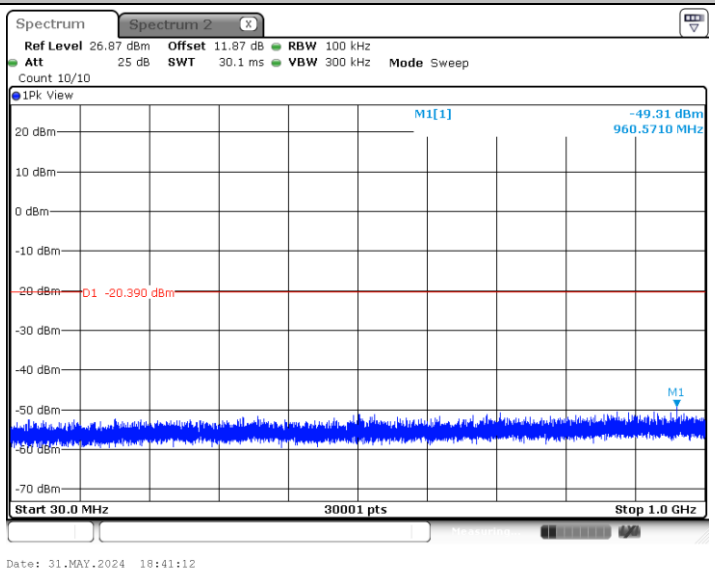

11BE20MIMO_Ant2_2417_1000~26500

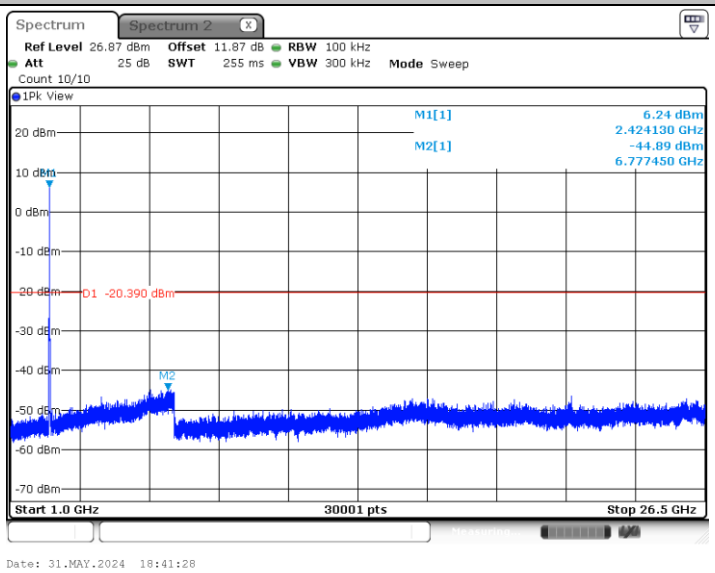

11BE20MIMO_Ant1_2422_30~1000

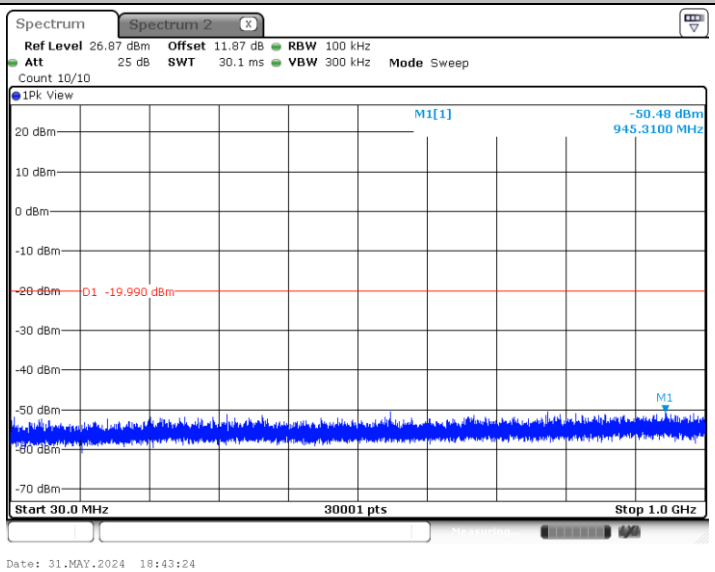

11BE20MIMO_Ant1_2422_1000~26500

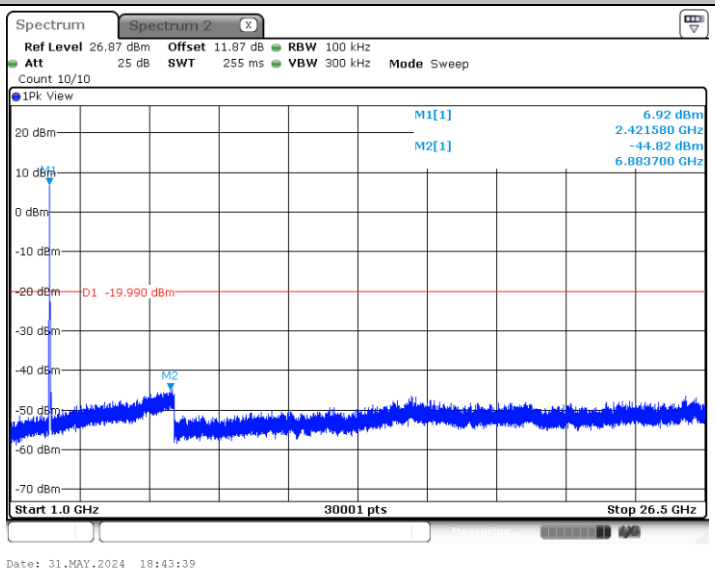

11BE20MIMO_Ant2_2422_30~1000

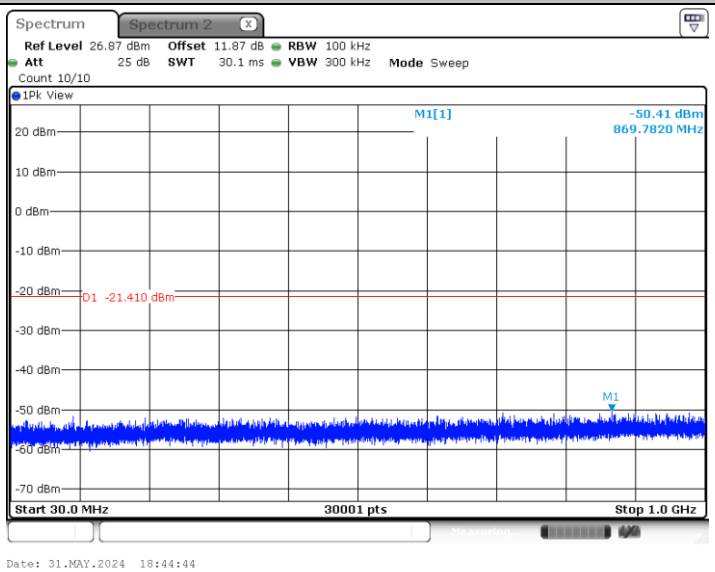

11BE20MIMO_Ant2_2422_1000~26500

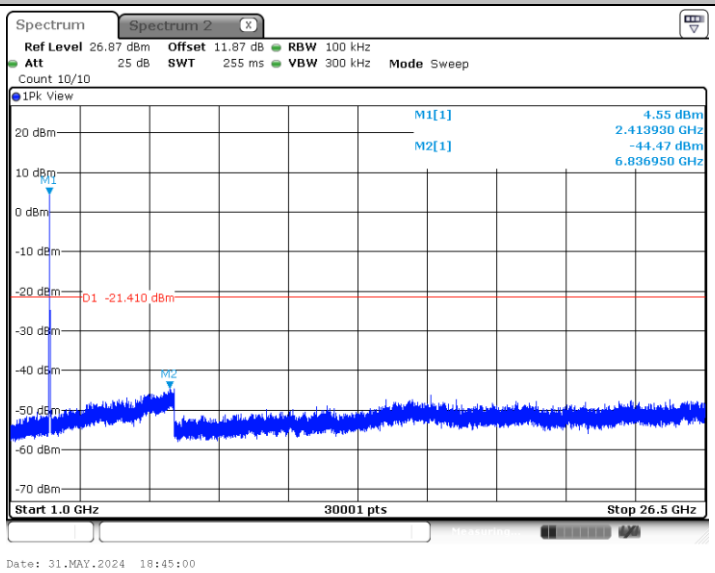

11BE20MIMO_Ant1_2437_30~1000

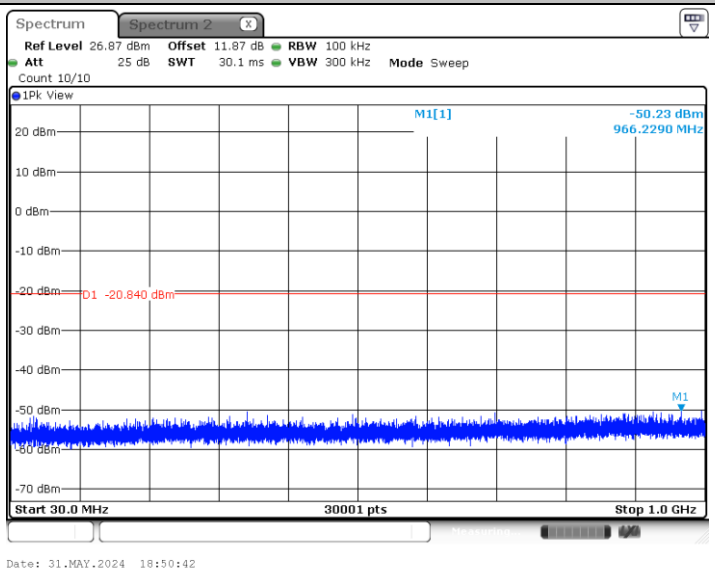

11BE20MIMO_Ant1_2437_1000~26500

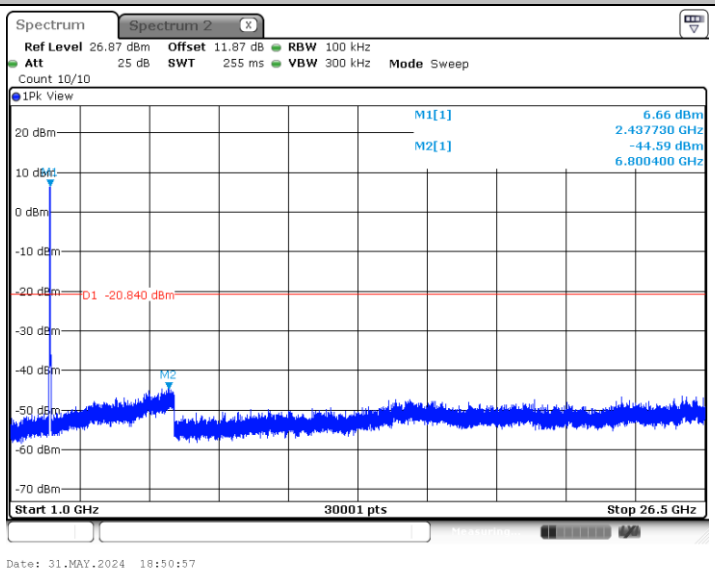

11BE20MIMO_Ant2_2437_30~1000

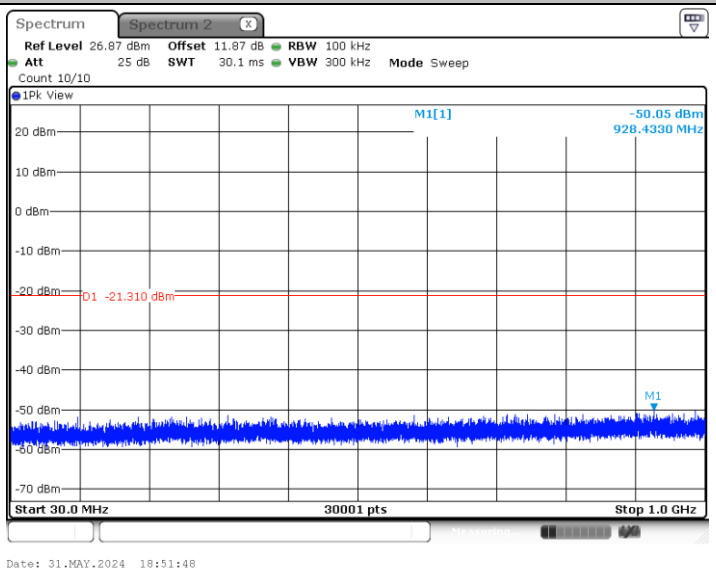
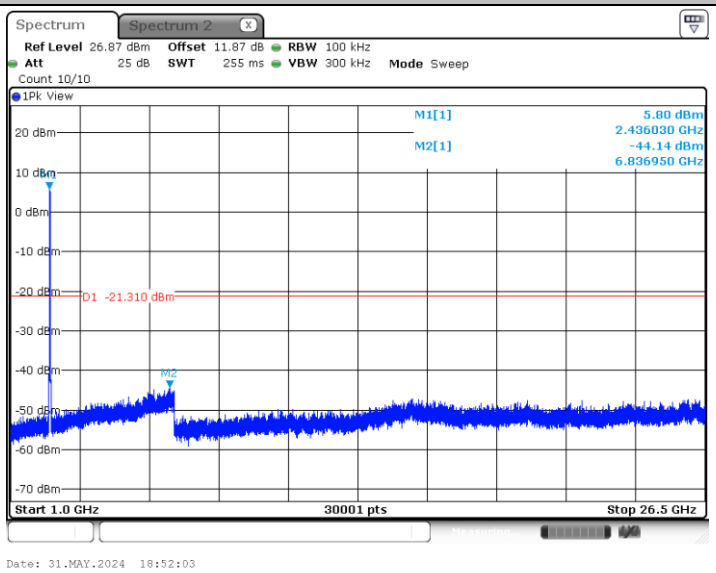
11BE20MIMO_Ant2_2437_1000~26500