1-N77-3450-3550-30-70-M-4-DFT-64QAM-Outer_Full-180@0-Ant1-64.469-67.340-≤70-PASS	1-N77-3450-3550-30-70-M-5-DFT-256QAM-Outer_Full-180@0-Ant1-64.43-67.340-≤70-PASS
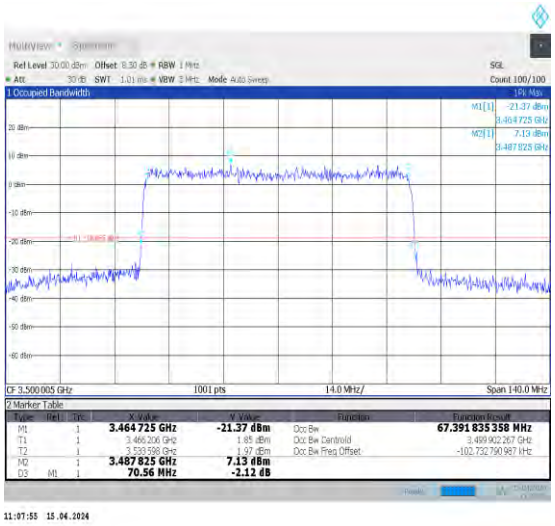	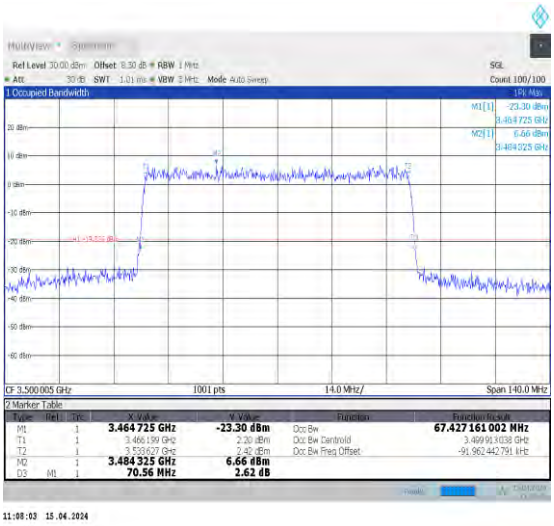
1-N77-3450-3550-30-70-M-6-CP-QPSK-Outer_Full-189@0-Ant1-67.392-70.560-≤70-PASS	1-N77-3450-3550-30-70-M-7-CP-16QAM-Outer_Full-189@0-Ant1-67.427-70.560-≤70-PASS
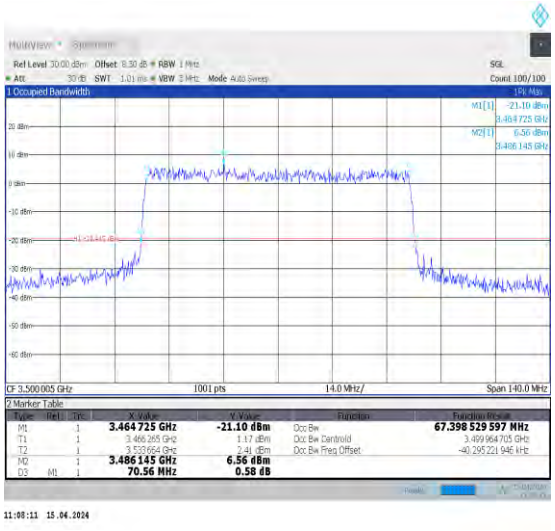	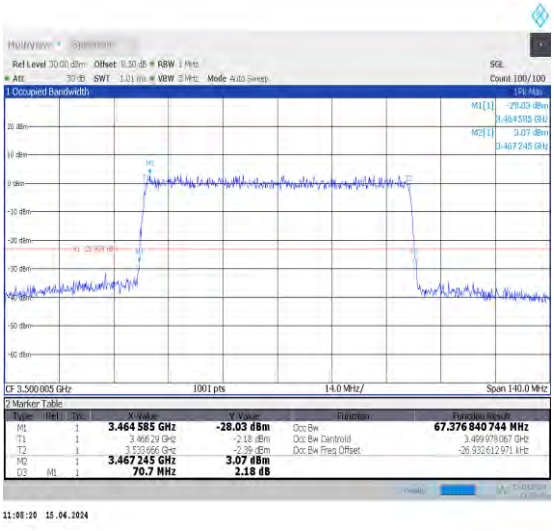
1-N77-3450-3550-30-70-M-8-CP-64QAM-Outer_Full-189@0-Ant1-67.399-70.560-≤70-PASS	1-N77-3450-3550-30-70-M-9-CP-256QAM-Outer_Full-189@0-Ant1-67.377-70.700-≤70-PASS

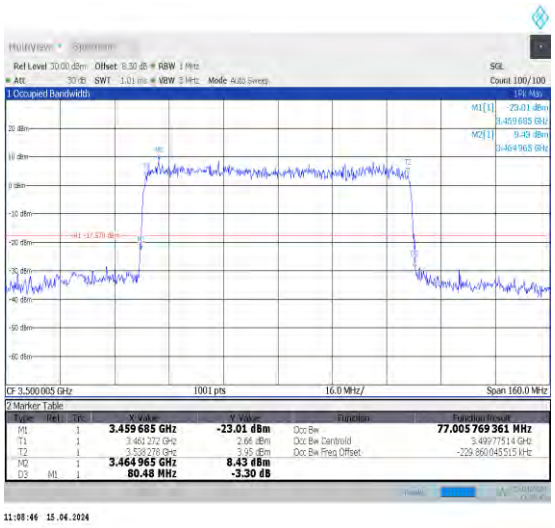

1-N77-3450-3550-30-80-M-1-DFT-QPSK-Outer_Full-216@0-Ant1-77.006-80.480-≤80-PASS

1-N77-3450-3550-30-80-M-2-DFT-PI2BPSK-Outer_Full-216@0-Ant1-77.238-80.160-≤80-PASS

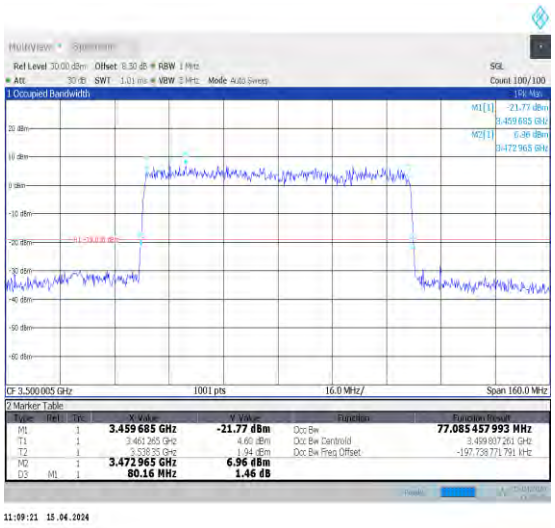

1-N77-3450-3550-30-80-M-3-DFT-16QAM-Outer_Full-216@0-Ant1-77.085-80.160-≤80-PASS

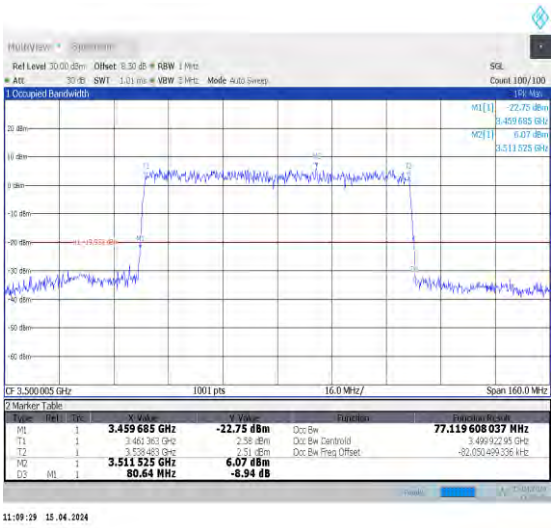

1-N77-3450-3550-30-80-M-4-DFT-64QAM-Outer_Full-216@0-Ant1-77.12-80.640-≤80-PASS

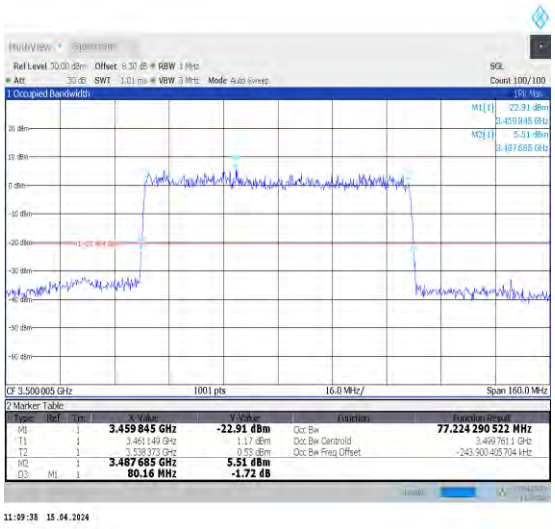

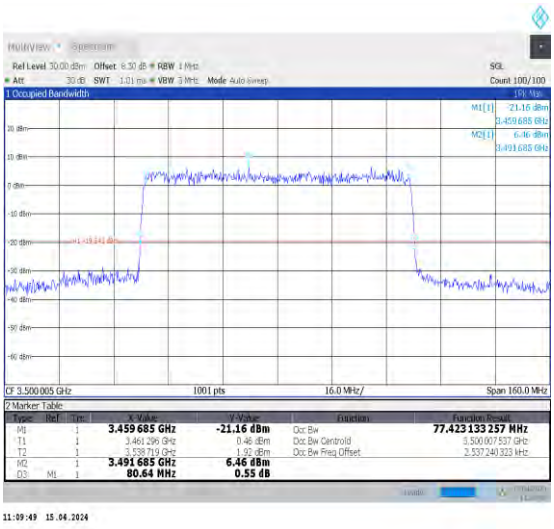

1-N77-3450-3550-30-80-M-5-DFT-256QAM-Outer_Full-216@0-Ant1-77.224-80.160-≤80-PASS	1-N77-3450-3550-30-80-M-6-CP-QPSK-Outer_Full-217@0-Ant1-77.423-80.640-≤80-PASS
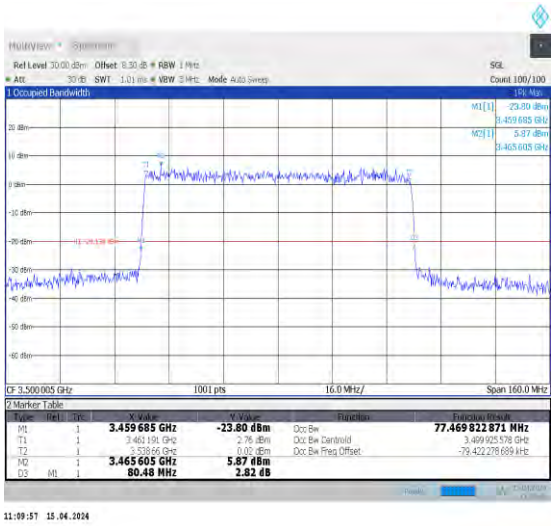	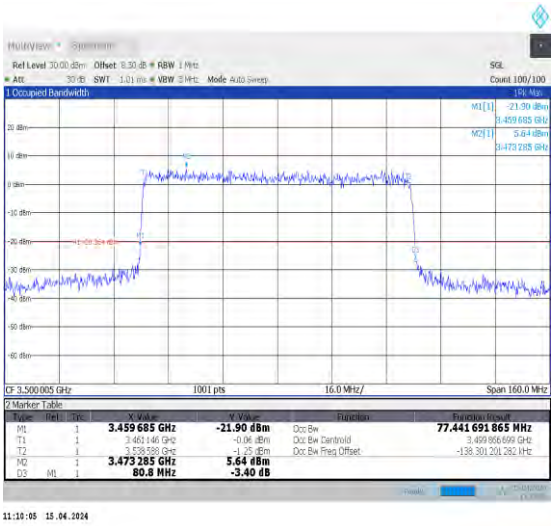
1-N77-3450-3550-30-80-M-7-CP-16QAM-Outer_Full-217@0-Ant1-77.47-80.480-≤80-PASS	1-N77-3450-3550-30-80-M-8-CP-64QAM-Outer_Full-217@0-Ant1-77.442-80.800-≤80-PASS
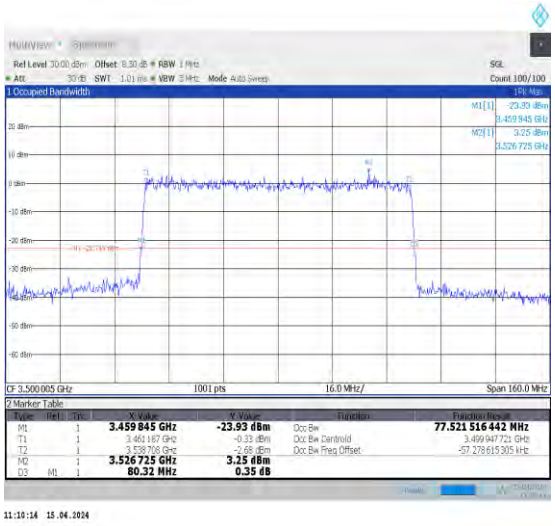	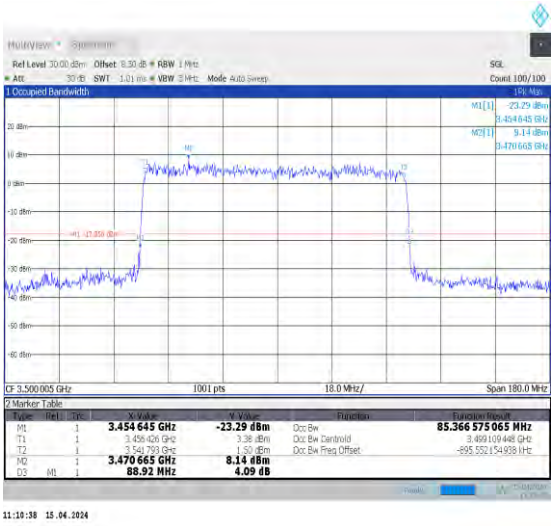
1-N77-3450-3550-30-80-M-9-CP-256QAM-Outer_Full-217@0-Ant1-77.522-80.320-≤80-PASS	1-N77-3450-3550-30-90-M-1-DFT-QPSK-Outer_Full-240@0-Ant1-85.367-88.920-≤90-PASS

1-N77-3450-3550-30-90-M-2-DFT-PI2BPSK-Outer_Full-240@0-Ant1-85.714-88.920-≤90-PASS

1-N77-3450-3550-30-90-M-3-DFT-16QAM-Outer_Full-240@0-Ant1-85.566-89.100-≤90-PASS

1-N77-3450-3550-30-90-M-4-DFT-64QAM-Outer_Full-240@0-Ant1-85.647-89.100-≤90-PASS

1-N77-3450-3550-30-90-M-5-DFT-256QAM-Outer_Full-240@0-Ant1-85.592-88.920-≤90-PASS

1-N77-3450-3550-30-90-M-6-CP-QPSK-Outer_Full-245@0-Ant1-87.231-90.72-PASS	1-N77-3450-3550-30-90-M-7-CP-16QAM-Outer_Full-245@0-Ant1-87.417-90.900-≤90-PASS
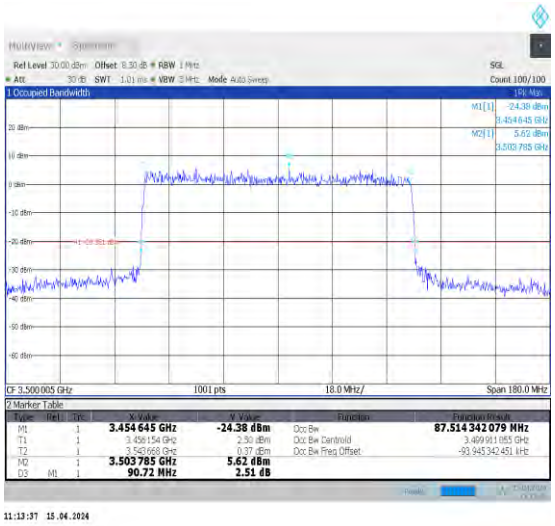	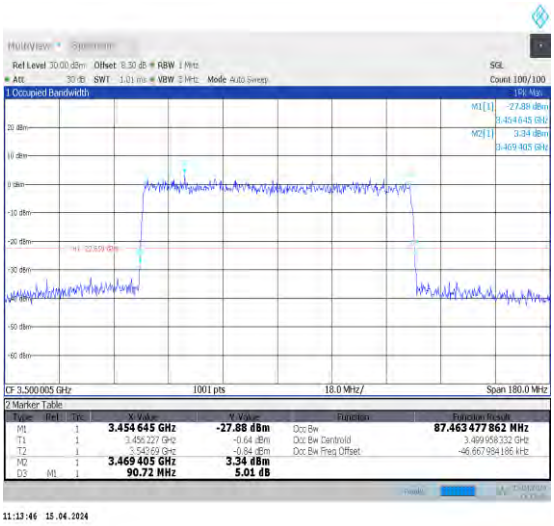
1-N77-3450-3550-30-90-M-8-CP-64QAM-Outer_Full-245@0-Ant1-87.514-90.720-≤90-PASS	1-N77-3450-3550-30-90-M-9-CP-256QAM-Outer_Full-245@0-Ant1-87.463-90.720-≤90-PASS
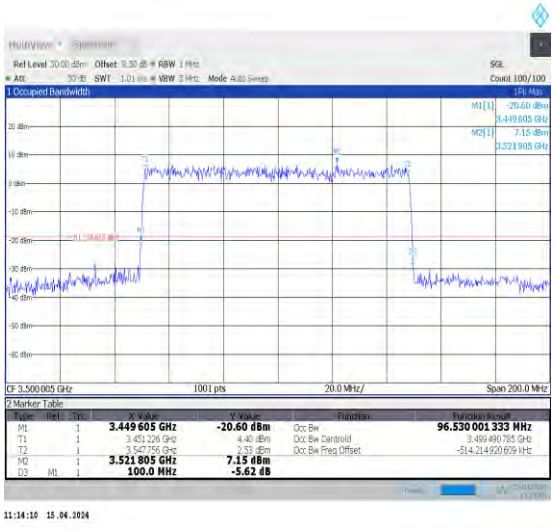	
1-N77-3450-3550-30-100-M-1-DFT-QPSK-Outer_Full-270@0-Ant1-96.53-100.000-≤100-PASS	1-N77-3450-3550-30-100-M-2-DFT-PI2BPSK-Outer_Full-270@0-Ant1-96.479-100.000-≤100-PASS

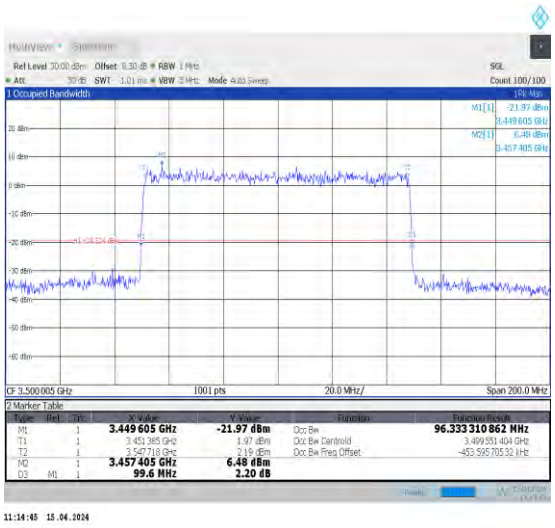

1-N77-3450-3550-30-100-M-3-DFT-16QAM-Outer_Full-270@0-Ant1-96.333-99.600-≤100-PASS

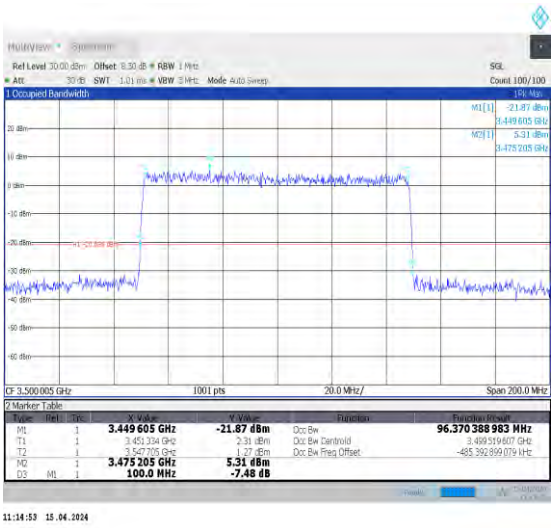

1-N77-3450-3550-30-100-M-4-DFT-64QAM-Outer_Full-270@0-Ant1-96.37-100.000-≤100-PASS

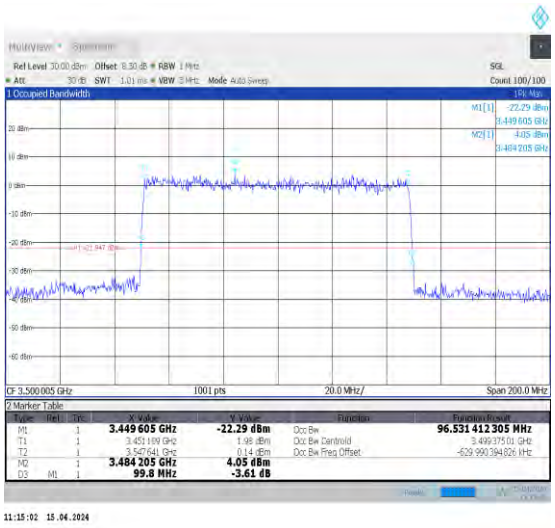

1-N77-3450-3550-30-100-M-5-DFT-256QAM-Outer_Full-270@0-Ant1-96.531-99.800-≤100-PASS

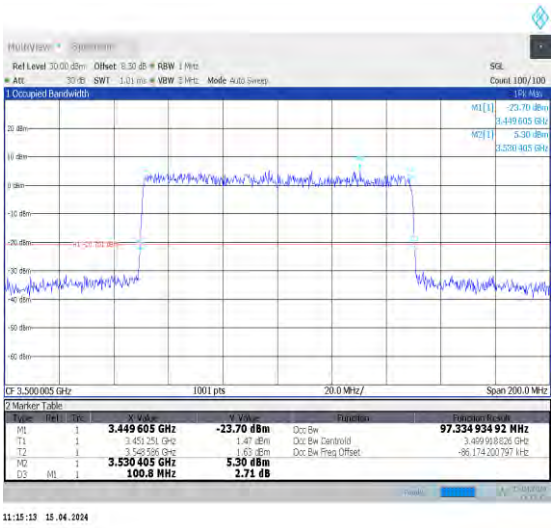

1-N77-3450-3550-30-100-M-6-CP-QPSK-Outer_Full-273@0-Ant1-97.335-100.800-≤100-PASS

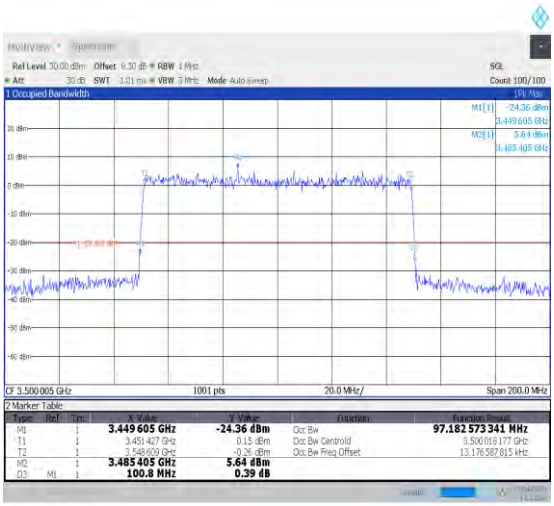

1-N77-3450-3550-30-100-M-7-CP-16QAM-Outer_Full-273@0-Ant1-97.335-101.000-≤100-PASS	1-N77-3450-3550-30-100-M-8-CP-64QAM-Outer_Full-273@0-Ant1-97.183-100.800-≤100-PASS
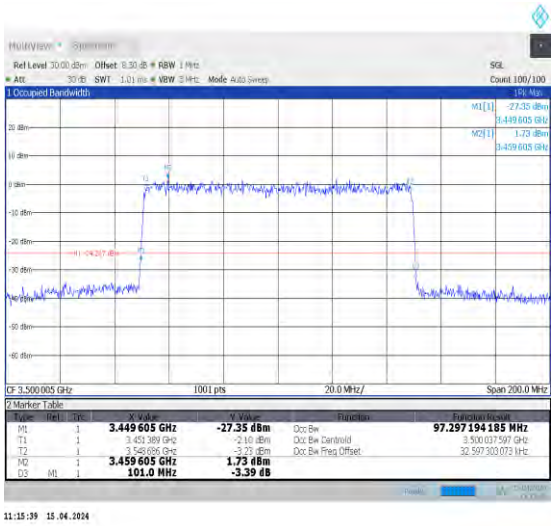	
1-N77-3450-3550-30-100-M-9-CP-256QAM-Outer_Full-273@0-Ant1-97.297-101.000-≤100-PASS	

5. Band Edge for SA

Test Graphs

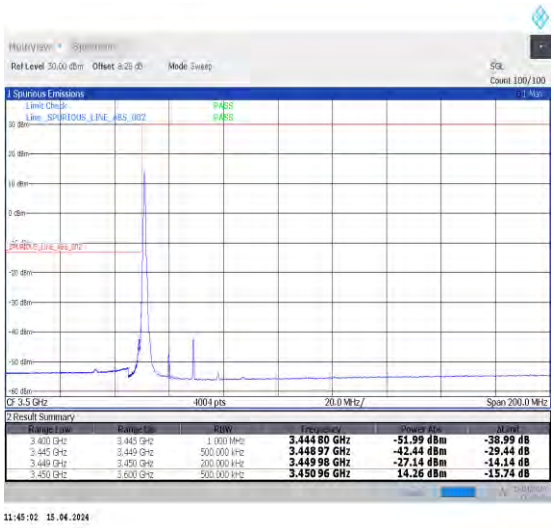

1-N77-3450-3550-30-20-L-1-DFT-PI2BPSK-Edge_1RB_Left-1@0-Ant1-1--PASS-see graph

1-N77-3450-3550-30-20-L-3-DFT-PI2BPSK-Outer_Full-50@0-Ant1-1--PASS-see graph

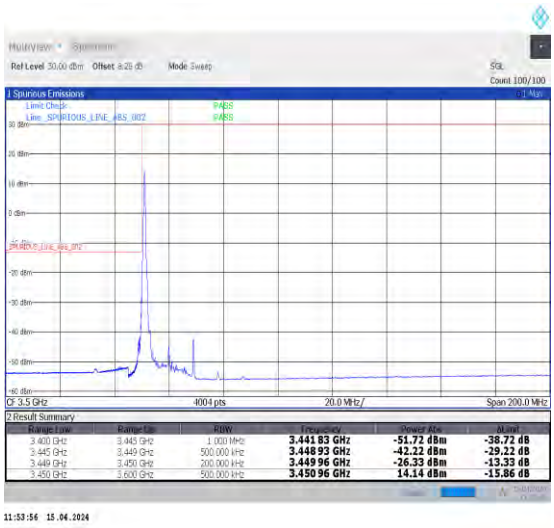

1-N77-3450-3550-30-20-L-4-CP-QPSK-Edge_1RB_Left-1@0-Ant1-1--PASS-see graph

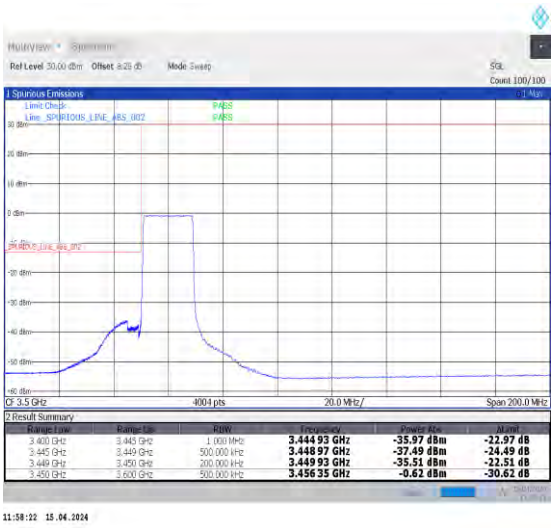

1-N77-3450-3550-30-20-L-6-CP-QPSK-Outer_Full-51@0-Ant1-1--PASS-see graph

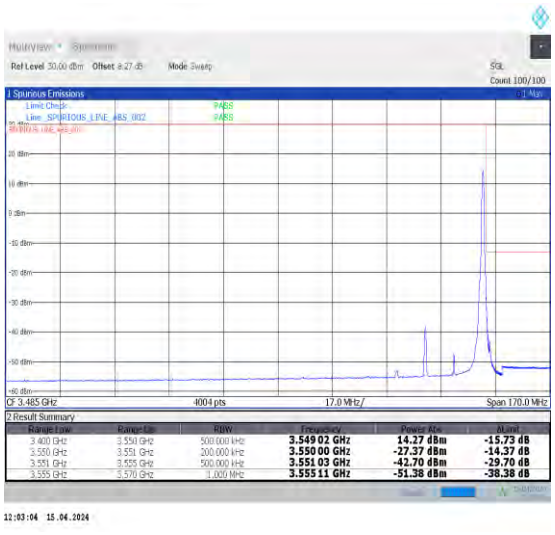

1-N77-3450-3550-30-20-H-2-DFT-PI2BPSK-Edge_1RB_Right-1@50-Ant1-1--PASS-see graph

1-N77-3450-3550-30-20-H-3-DFT-PI2BPSK-Outer_Full-50@0-Ant1-1--PASS-see graph

1-N77-3450-3550-30-20-H-5-CP-QPSK-Edge_1RB_Right-1@50-Ant1-1--PASS-see graph

1-N77-3450-3550-30-20-H-6-CP-QPSK-Outer_Full-51@0-Ant1-1--PASS-see graph

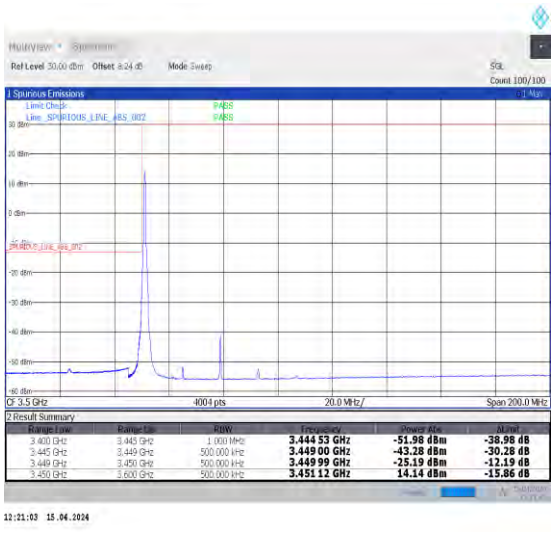

1-N77-3450-3550-30-30-L-1-DFT-PI2BPSK-

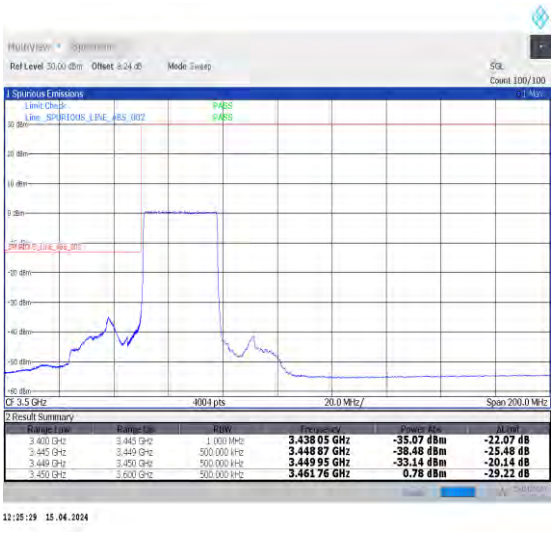

1-N77-3450-3550-30-30-L-3-DFT-PI2BPSK-

Edge_1RB_Left-1@0-Ant1-1--PASS-see graph	Outer_Full-75@0-Ant1-1--PASS-see graph
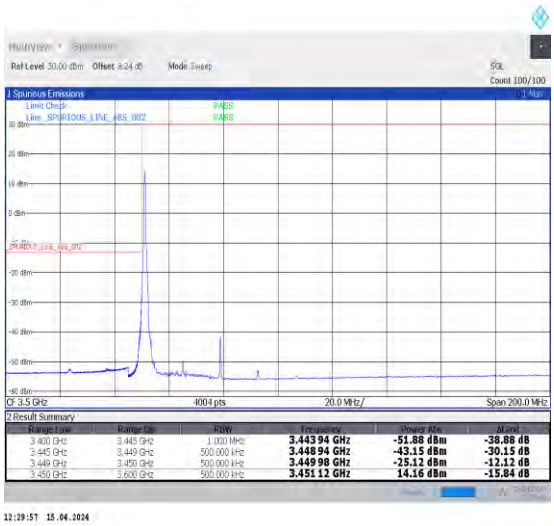	
1-N77-3450-3550-30-30-L-4-CP-QPSK-Edge_1RB_Left-1@0-Ant1-1--PASS-see graph	1-N77-3450-3550-30-30-L-6-CP-QPSK-Outer_Full-78@0-Ant1-1--PASS-see graph
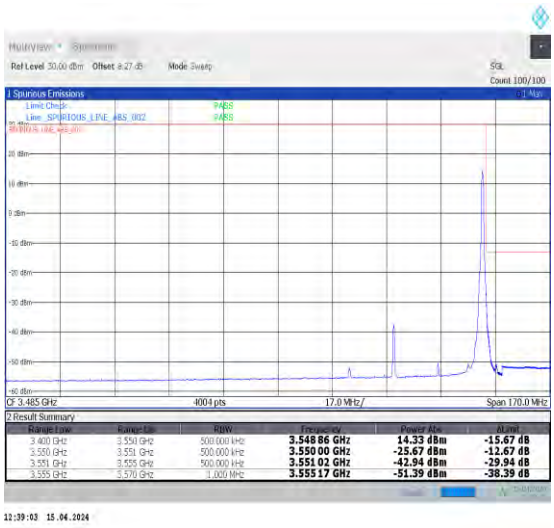	
1-N77-3450-3550-30-30-H-2-DFT-PI2BPSK-Edge_1RB_Right-1@77-Ant1-1--PASS-see graph	1-N77-3450-3550-30-30-H-3-DFT-PI2BPSK-Outer_Full-75@0-Ant1-1--PASS-see graph

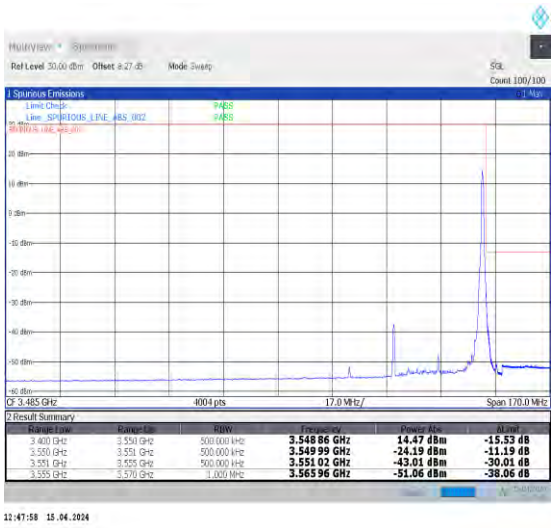

1-N77-3450-3550-30-30-H-5-CP-QPSK-Edge_1RB_Right-1@77-Ant1-1--PASS-see graph

1-N77-3450-3550-30-30-H-6-CP-QPSK-Outer_Full-78@0-Ant1-1--PASS-see graph

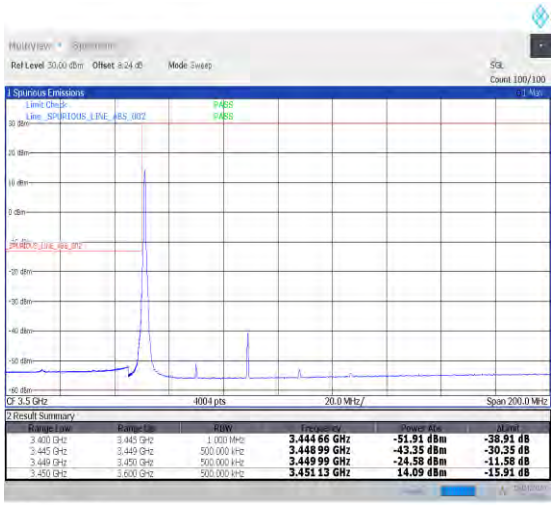

1-N77-3450-3550-30-40-L-1-DFT-PI2BPSK-Edge_1RB_Left-1@0-Ant1-1--PASS-see graph

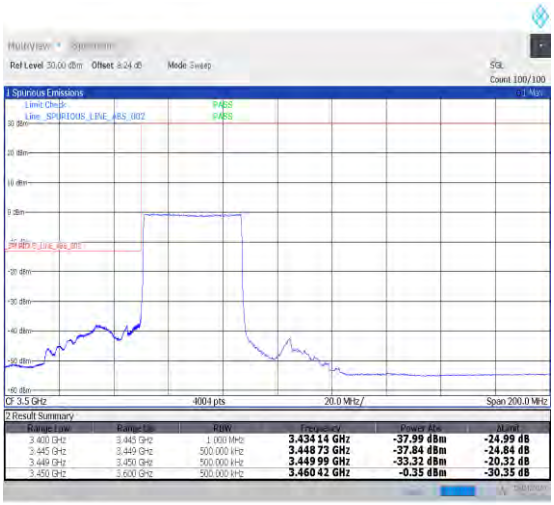

1-N77-3450-3550-30-40-L-3-DFT-PI2BPSK-Outer_Full-100@0-Ant1-1--PASS-see graph

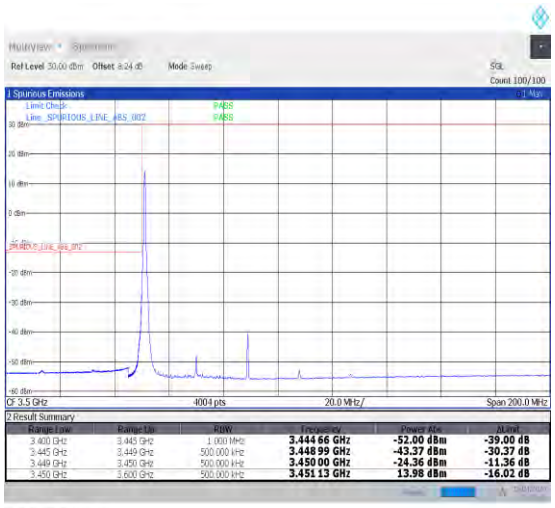

1-N77-3450-3550-30-40-L-4-CP-QPSK-Edge

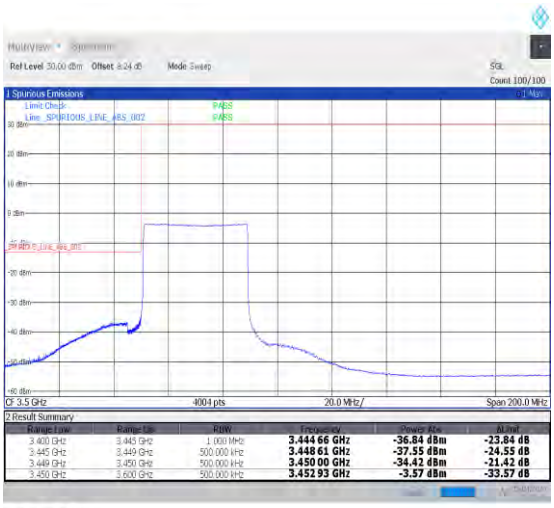

1-N77-3450-3550-30-40-L-6-CP-QPSK-Outer

_1RB_Left-1@0-Ant1-1--PASS-see graph	_Full-106@0-Ant1-1--PASS-see graph
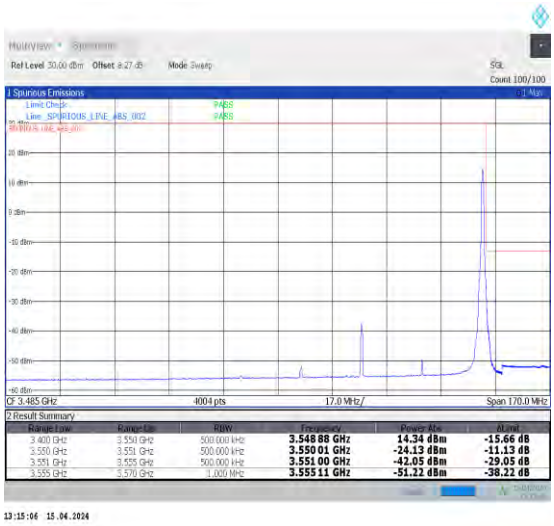	
1-N77-3450-3550-30-40-H-2-DFT-PI2BPSK-Edge_1RB_Right-1@105-Ant1-1--PASS-see graph	1-N77-3450-3550-30-40-H-3-DFT-PI2BPSK-Outer_Full-100@0-Ant1-1--PASS-see graph
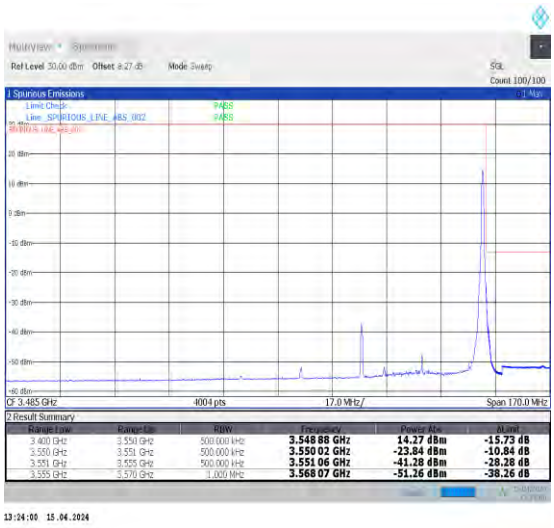	
1-N77-3450-3550-30-40-H-5-CP-QPSK-Edge_1RB_Right-1@105-Ant1-1--PASS-see graph	1-N77-3450-3550-30-40-H-6-CP-QPSK-Outer_Full-106@0-Ant1-1--PASS-see graph

1-N77-3450-3550-30-50-L-1-DFT-PI2BPSK-Edge_1RB_Left-1@0-Ant1-1--PASS-see graph

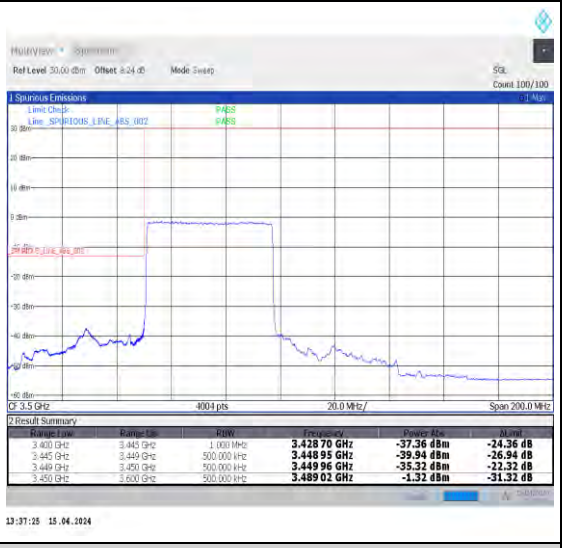

1-N77-3450-3550-30-50-L-3-DFT-PI2BPSK-Outer_Full-128@0-Ant1-1--PASS-see graph

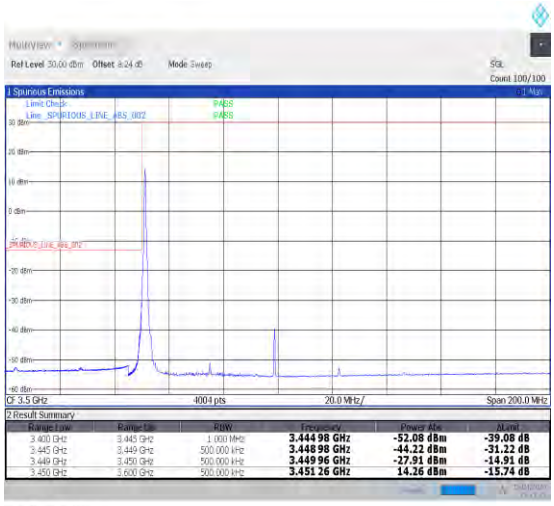

1-N77-3450-3550-30-50-L-4-CP-QPSK-Edge_1RB_Left-1@0-Ant1-1--PASS-see graph

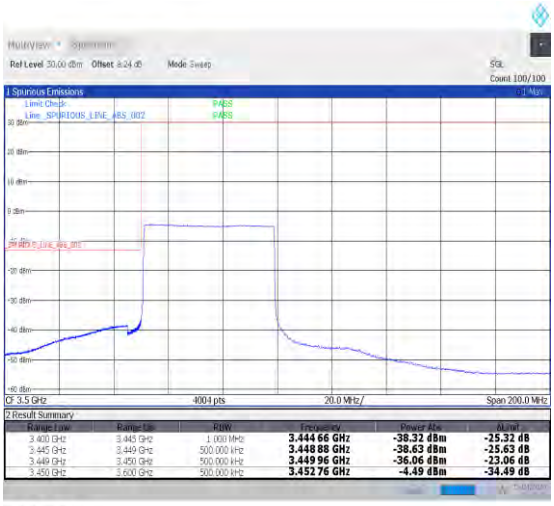

1-N77-3450-3550-30-50-L-6-CP-QPSK-Outer_Full-133@0-Ant1-1--PASS-see graph

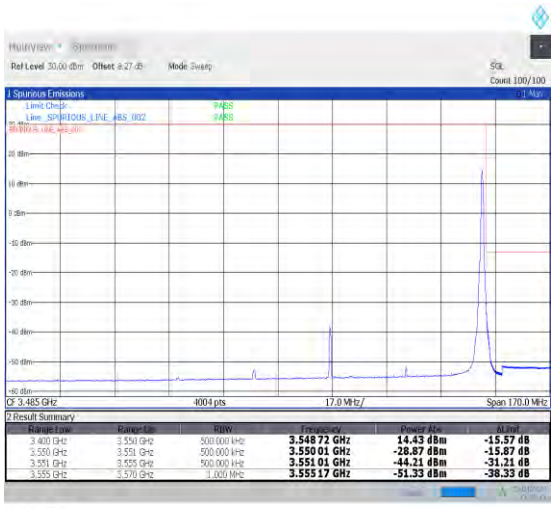

1-N77-3450-3550-30-50-H-2-DFT-PI2BPSK-

1-N77-3450-3550-30-50-H-3-DFT-PI2BPSK-

Edge_1RB_Right-1@132-Ant1-1--PASS-see graph	Outer_Full-128@0-Ant1-1--PASS-see graph
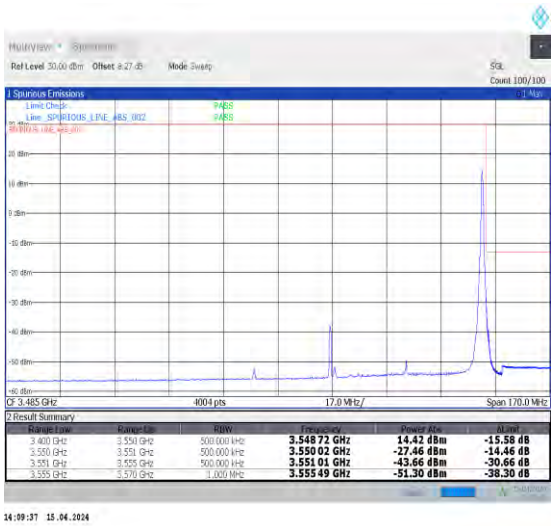	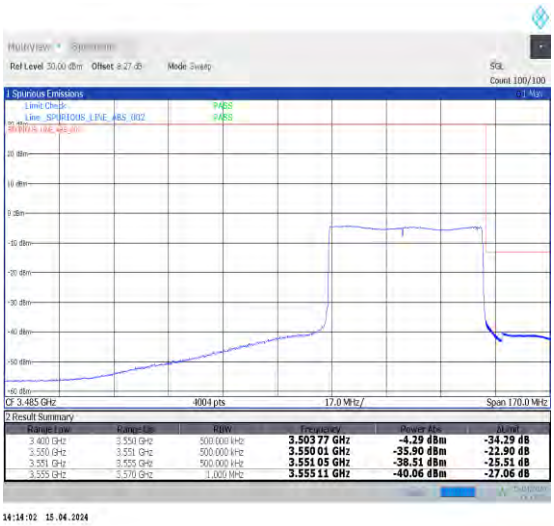
1-N77-3450-3550-30-50-H-5-CP-QPSK-Edge_1RB_Right-1@132-Ant1-1--PASS-see graph	1-N77-3450-3550-30-50-H-6-CP-QPSK-Outer_Full-133@0-Ant1-1--PASS-see graph
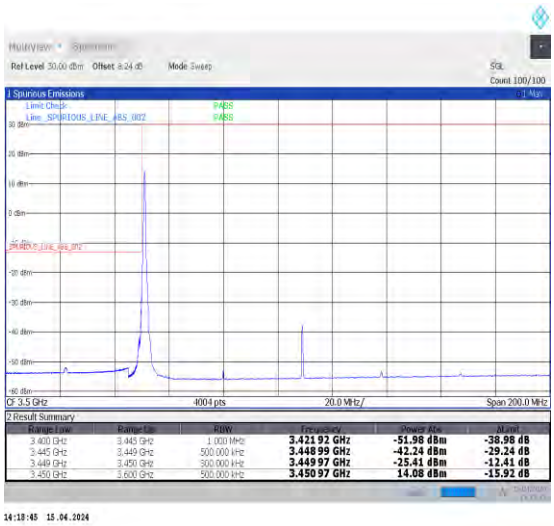	
1-N77-3450-3550-30-60-L-1-DFT-PI2BPSK-Edge_1RB_Left-1@0-Ant1-1--PASS-see graph	1-N77-3450-3550-30-60-L-3-DFT-PI2BPSK-Outer_Full-162@0-Ant1-1--PASS-see graph

1-N77-3450-3550-30-60-L-4-CP-QPSK-Edge_1RB_Left-1@0-Ant1-1--PASS-see graph

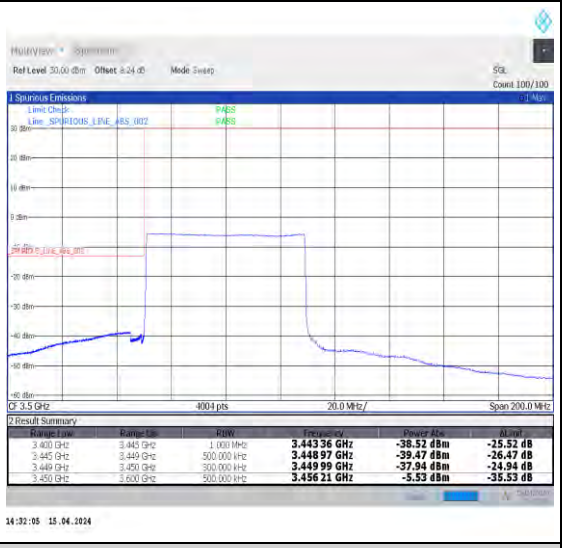

1-N77-3450-3550-30-60-L-6-CP-QPSK-Outer_Full-162@0-Ant1-1--PASS-see graph

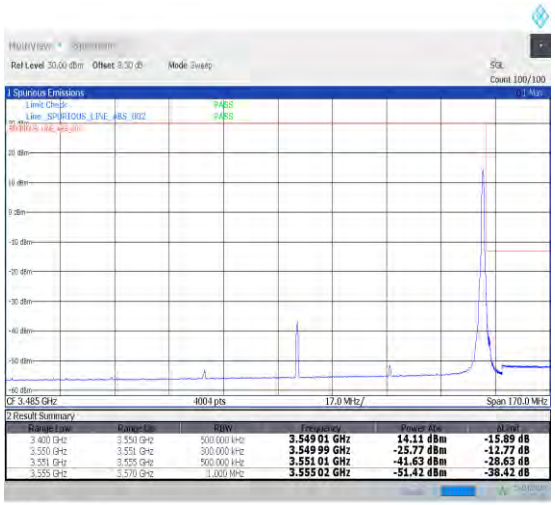

1-N77-3450-3550-30-60-H-2-DFT-PI2BPSK-Edge_1RB_Right-1@161-Ant1-1--PASS-see graph

1-N77-3450-3550-30-60-H-3-DFT-PI2BPSK-Outer_Full-162@0-Ant1-1--PASS-see graph

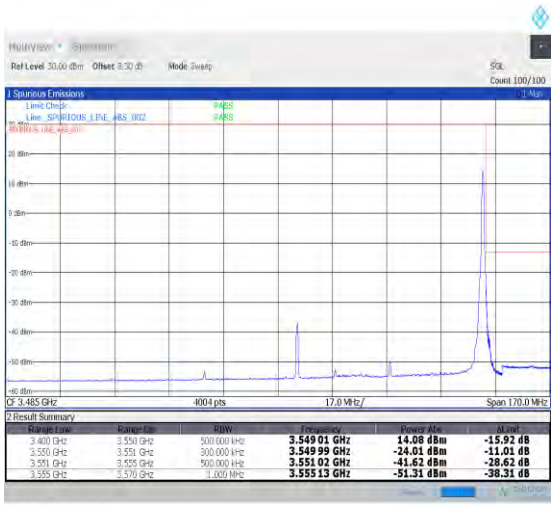

1-N77-3450-3550-30-60-H-5-CP-QPSK-Edge

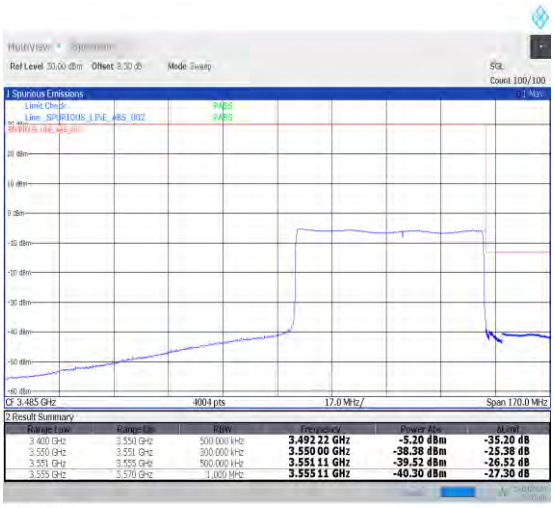

1-N77-3450-3550-30-60-H-6-CP-QPSK-Oute

_1RB_Right-1@161-Ant1-1--PASS-see graph	r_Full-162@0-Ant1-1--PASS-see graph
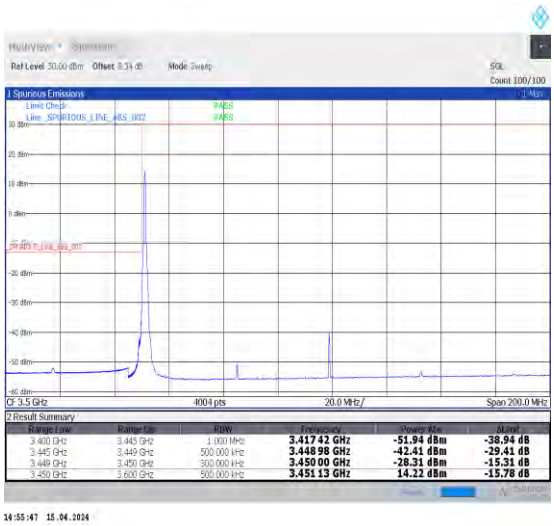	
1-N77-3450-3550-30-70-L-1-DFT-PI2BPSK-Edge_1RB_Left-1@0-Ant1-1--PASS-see graph	1-N77-3450-3550-30-70-L-3-DFT-PI2BPSK-Outer_Full-180@0-Ant1-1--PASS-see graph
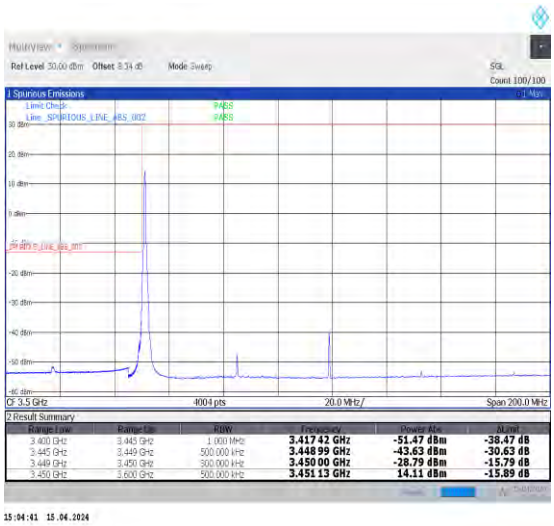	
1-N77-3450-3550-30-70-L-4-CP-QPSK-Edge_1RB_Left-1@0-Ant1-1--PASS-see graph	1-N77-3450-3550-30-70-L-6-CP-QPSK-Outer_Full-189@0-Ant1-1--PASS-see graph

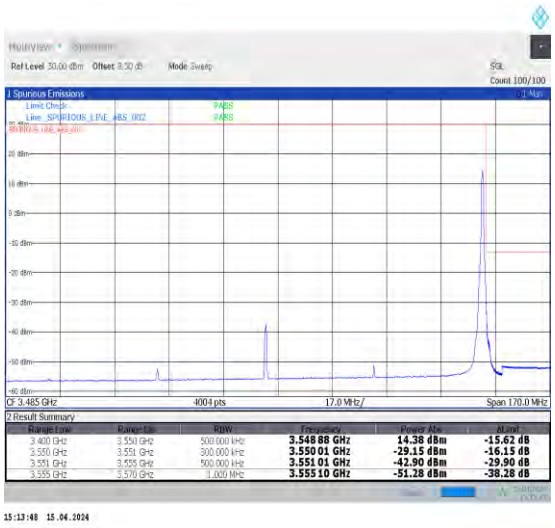

1-N77-3450-3550-30-70-H-2-DFT-PI2BPSK-Edge_1RB_Right-1@188-Ant1-1--PASS-see graph

1-N77-3450-3550-30-70-H-3-DFT-PI2BPSK-Outer_Full-180@0-Ant1-1--PASS-see graph

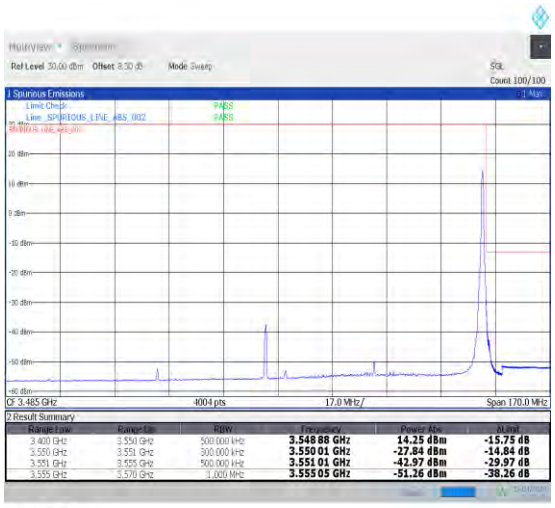

1-N77-3450-3550-30-70-H-5-CP-QPSK-Edge_1RB_Right-1@188-Ant1-1--PASS-see graph

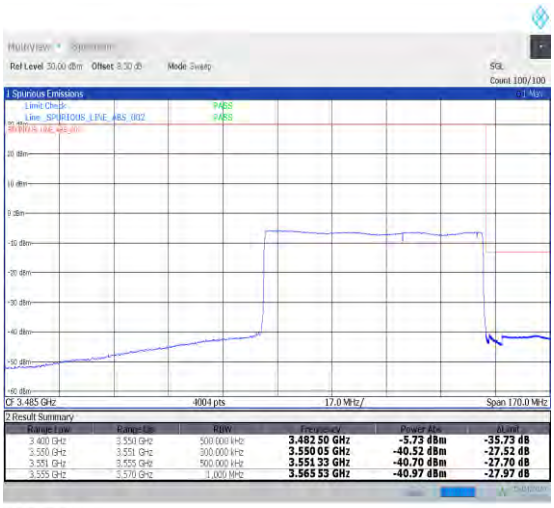

1-N77-3450-3550-30-70-H-6-CP-QPSK-Outer_Full-189@0-Ant1-1--PASS-see graph

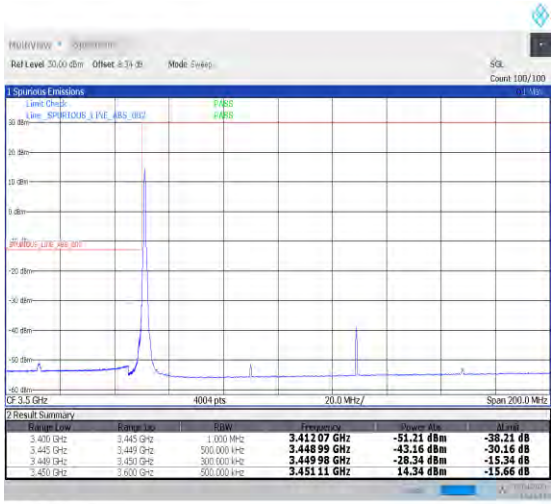

1-N77-3450-3550-30-80-L-1-DFT-PI2BPSK-Edge_1RB_Left-1@0-Ant1-1--PASS-see graph	1-N77-3450-3550-30-80-L-3-DFT-PI2BPSK-Outer_Full-216@0-Ant1-1--PASS-see graph
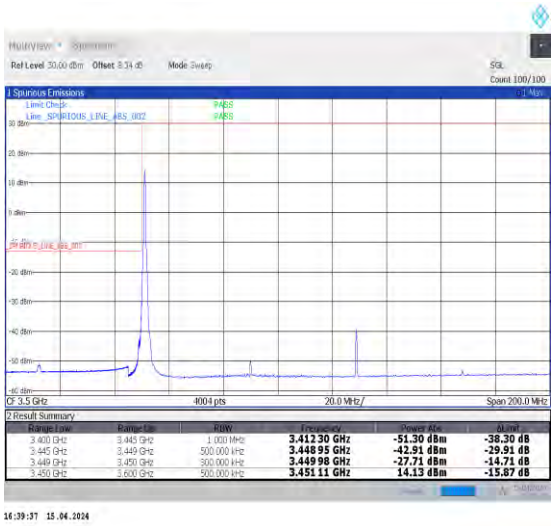	
1-N77-3450-3550-30-80-L-4-CP-QPSK-Edge_1RB_Left-1@0-Ant1-1--PASS-see graph	1-N77-3450-3550-30-80-L-6-CP-QPSK-Outer_Full-217@0-Ant1-1--PASS-see graph
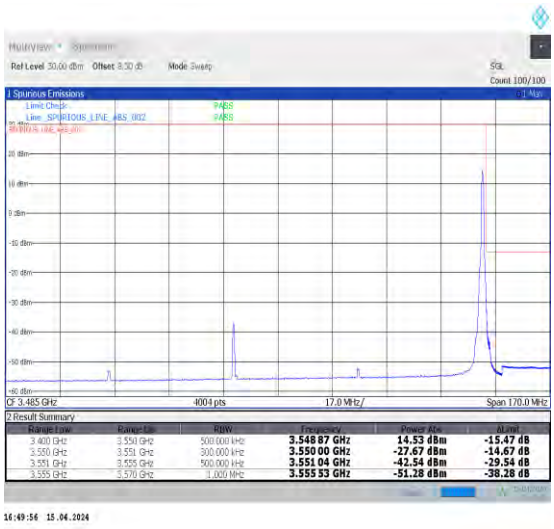	
1-N77-3450-3550-30-80-H-2-DFT-PI2BPSK-Edge_1RB_Right-1@216-Ant1-1--PASS-see graph	1-N77-3450-3550-30-80-H-3-DFT-PI2BPSK-Outer_Full-216@0-Ant1-1--PASS-see graph

1-N77-3450-3550-30-80-H-5-CP-QPSK-Edge_1RB_Right-1@216-Ant1-1--PASS-see graph

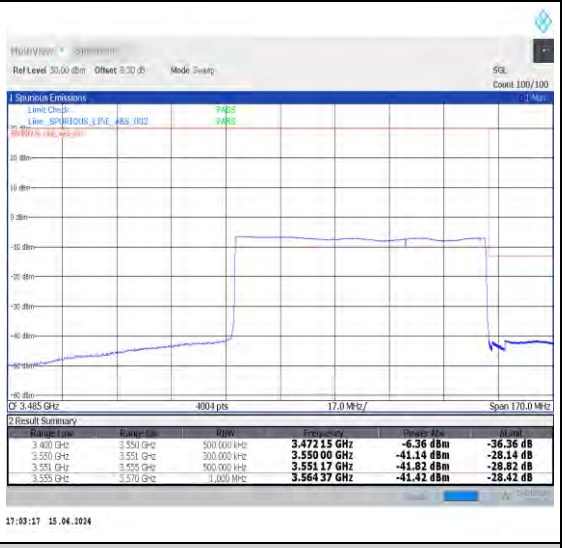

1-N77-3450-3550-30-80-H-6-CP-QPSK-Outer_Full-217@0-Ant1-1--PASS-see graph

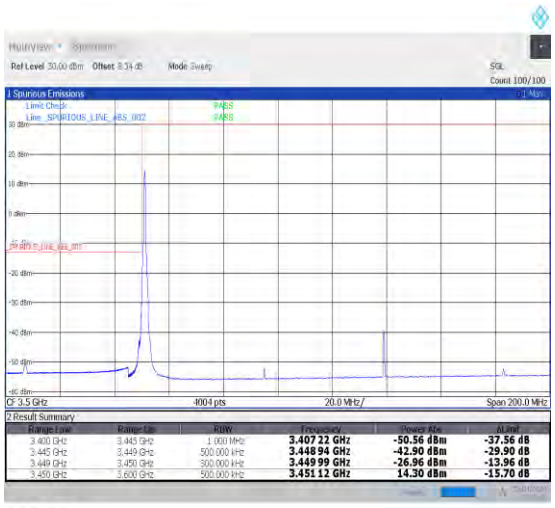

1-N77-3450-3550-30-90-L-1-DFT-PI2BPSK-Edge_1RB_Left-1@0-Ant1-1--PASS-see graph

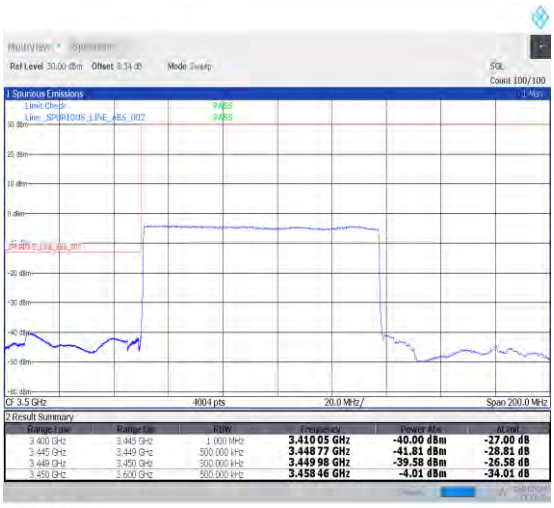

1-N77-3450-3550-30-90-L-3-DFT-PI2BPSK-Outer_Full-240@0-Ant1-1--PASS-see graph

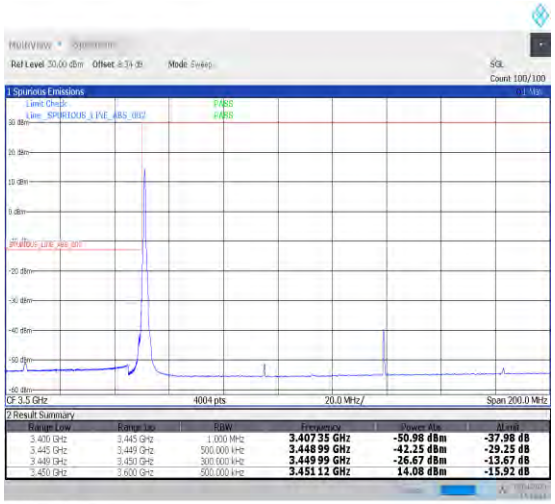

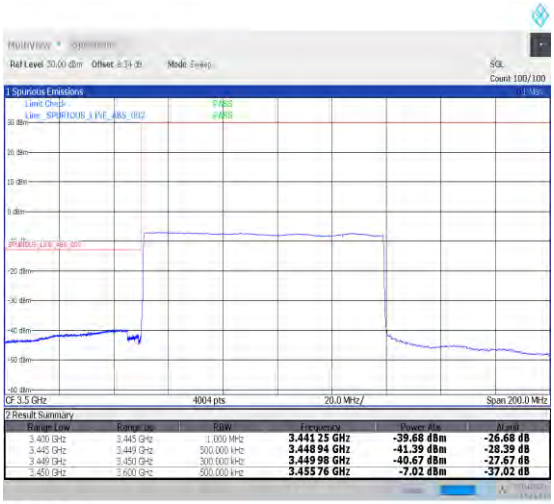

1-N77-3450-3550-30-90-L-4-CP-QPSK-Edge_1RB_Left-1@0-Ant1-1--PASS-see graph	1-N77-3450-3550-30-90-L-6-CP-QPSK-Outer_Full-245@0-Ant1-1--PASS-see graph
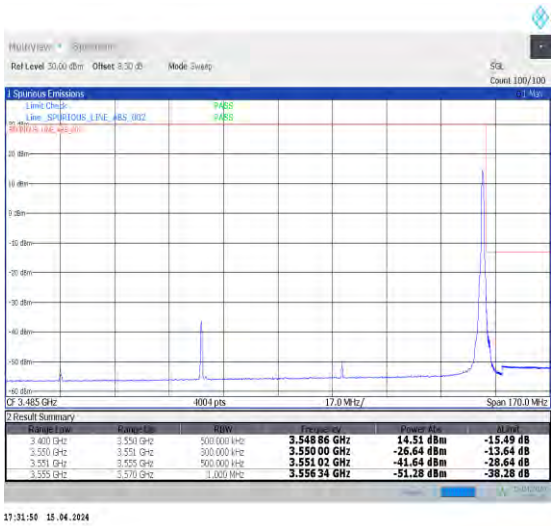	
1-N77-3450-3550-30-90-H-2-DFT-PI2BPSK-Edge_1RB_Right-1@244-Ant1-1--PASS-see graph	1-N77-3450-3550-30-90-H-3-DFT-PI2BPSK-Outer_Full-240@0-Ant1-1--PASS-see graph
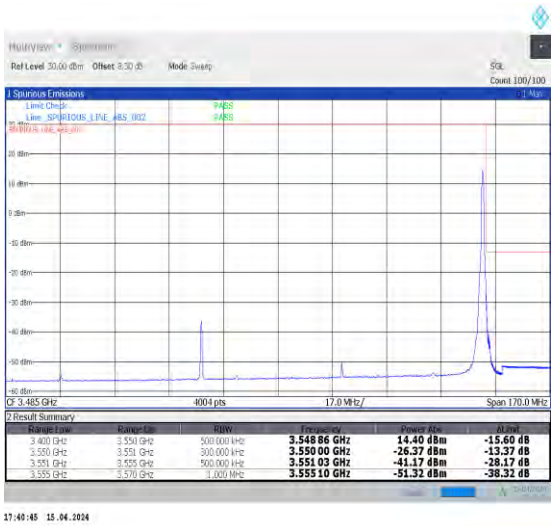	
1-N77-3450-3550-30-90-H-5-CP-QPSK-Edge_1RB_Right-1@244-Ant1-1--PASS-see graph	1-N77-3450-3550-30-90-H-6-CP-QPSK-Outer_Full-245@0-Ant1-1--PASS-see graph

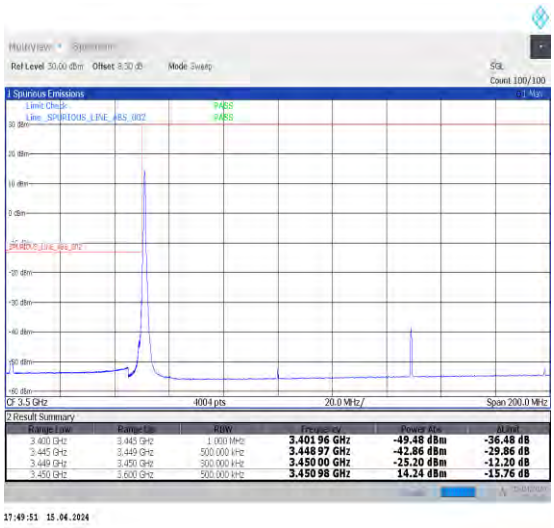

1-N77-3450-3550-30-100-L-1-DFT-PI2BPSK-Edge_1RB_Left-1@0-Ant1-1--PASS-see graph

1-N77-3450-3550-30-100-L-3-DFT-PI2BPSK-Outer_Full-270@0-Ant1-1--PASS-see graph

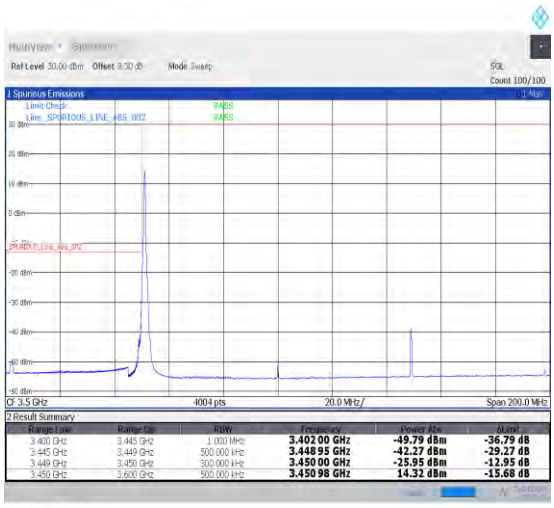

1-N77-3450-3550-30-100-L-4-CP-QPSK-Edge_1RB_Left-1@0-Ant1-1--PASS-see graph

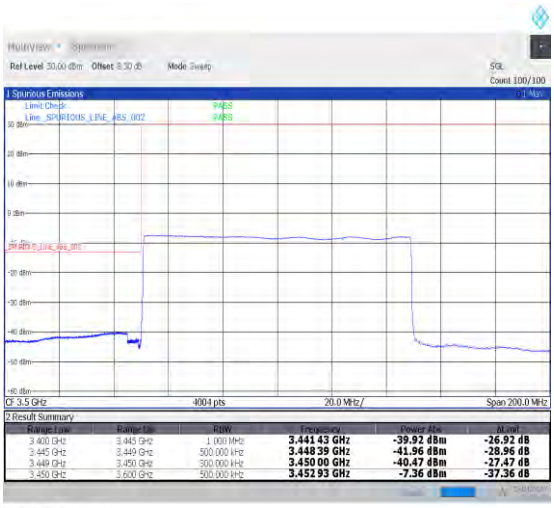

1-N77-3450-3550-30-100-L-6-CP-QPSK-Outer_Full-273@0-Ant1-1--PASS-see graph

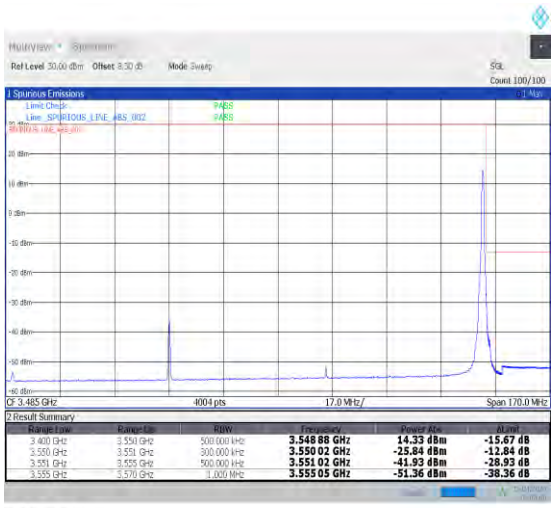

1-N77-3450-3550-30-100-H-2-DFT-PI2BPSK

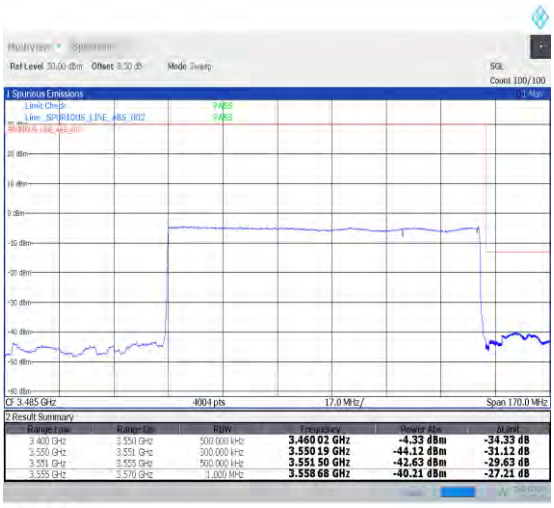

1-N77-3450-3550-30-100-H-3-DFT-PI2BPSK

-Edge_1RB_Right-1@272-Ant1-1--PASS-see graph	-Outer_Full-270@0-Ant1-1--PASS-see graph
	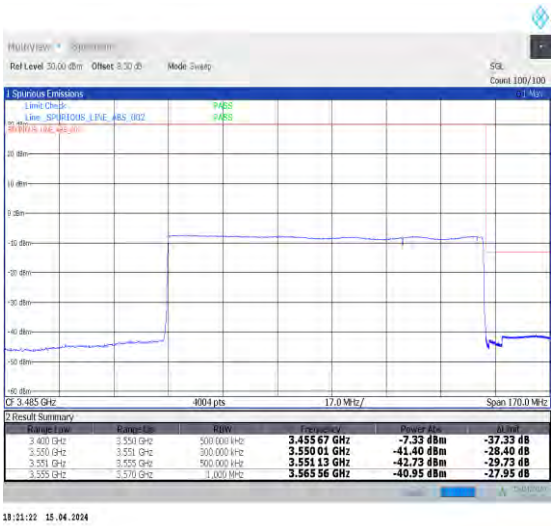
1-N77-3450-3550-30-100-H-5-CP-QPSK-Edge_1RB_Right-1@272-Ant1-1--PASS-see graph	1-N77-3450-3550-30-100-H-6-CP-QPSK-Outer_Full-273@0-Ant1-1--PASS-see graph

6. Band Edge for SA MIMO

Test Graphs

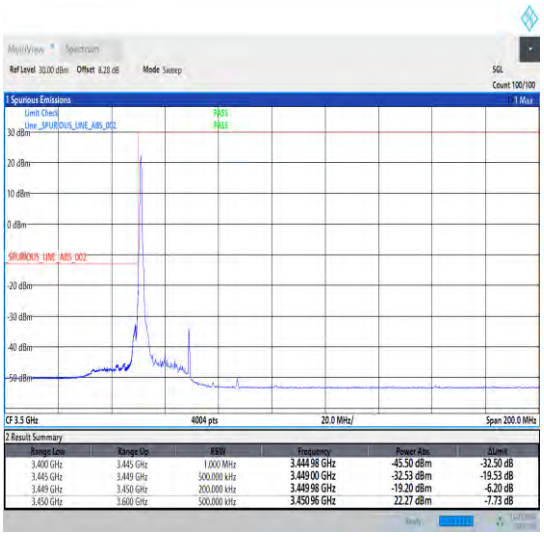

1-N77-3450-3550-PC2-30-20-L-4-CP-QPSK-Edge_1RB_Left-1@0-Ant1-1--PASS-see graph

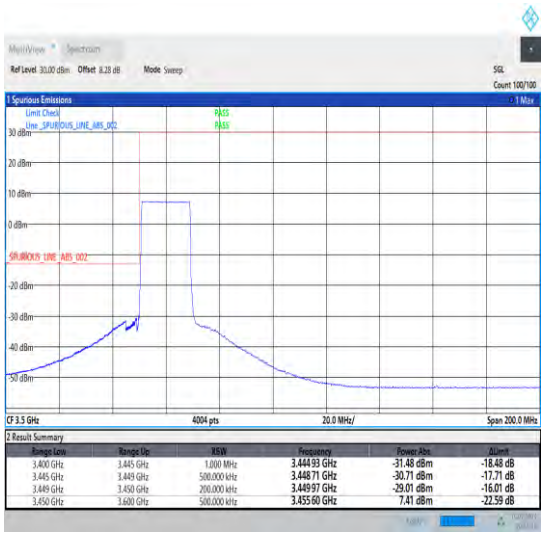

1-N77-3450-3550-PC2-30-20-L-6-CP-QPSK-Outer_Full-51@0-Ant1-1--PASS-see graph

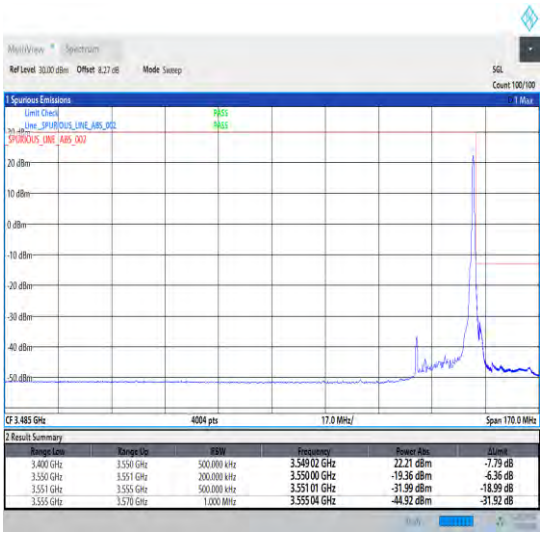

1-N77-3450-3550-PC2-30-20-H-5-CP-QPSK-Edge_1RB_Right-1@50-Ant1-1--PASS-see graph

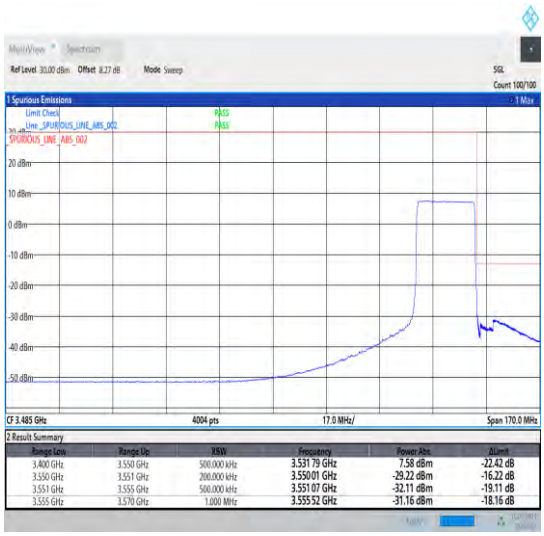

1-N77-3450-3550-PC2-30-20-H-6-CP-QPSK-Outer_Full-51@0-Ant1-1--PASS-see graph

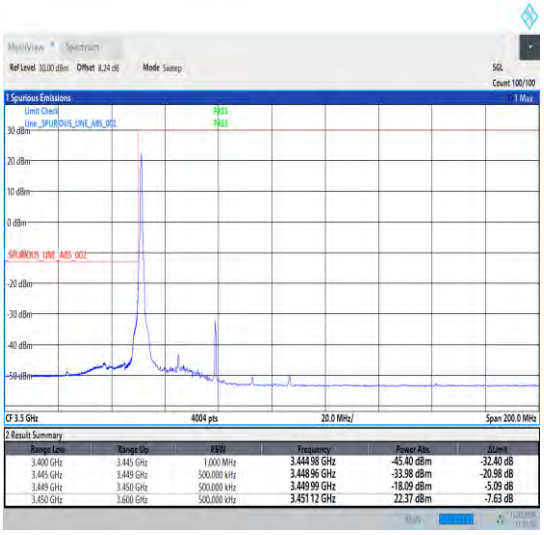

1-N77-3450-3550-PC2-30-30-L-4-CP-QPSK-Edge_1RB_Left-1@0-Ant1-1--PASS-see graph

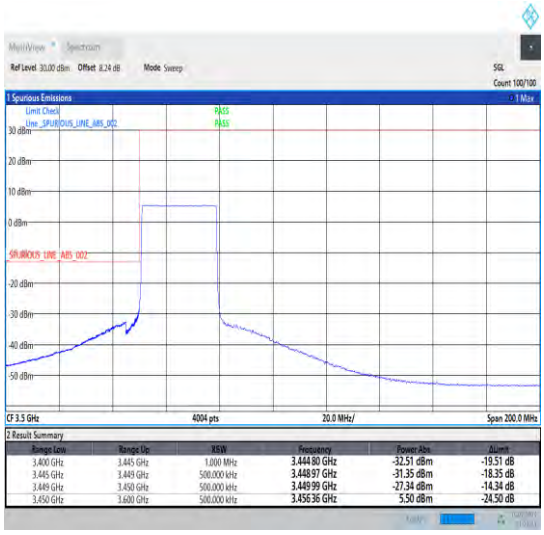

1-N77-3450-3550-PC2-30-30-L-6-CP-QPSK-Outer_Full-78@0-Ant1-1--PASS-see graph

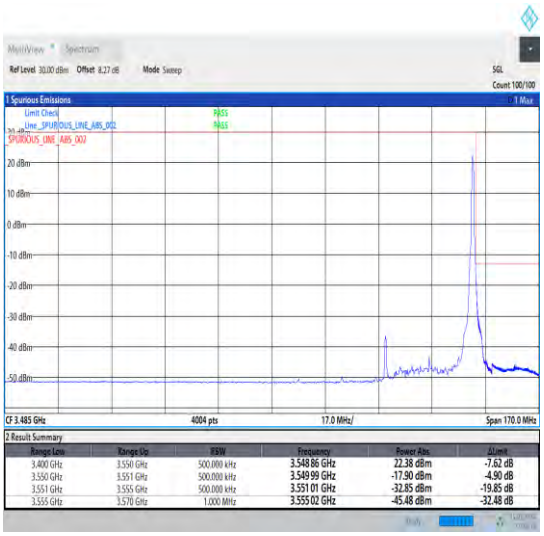

1-N77-3450-3550-PC2-30-30-H-5-CP-QPSK-Edge_1RB_Right-1@77-Ant1-1--PASS-see graph

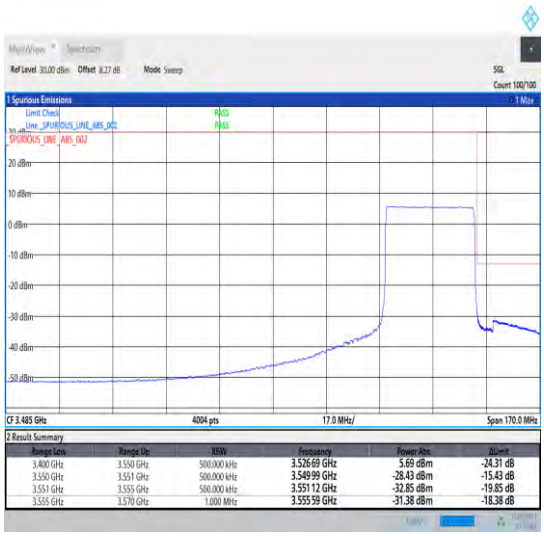

1-N77-3450-3550-PC2-30-30-H-6-CP-QPSK-Outer_Full-78@0-Ant1-1--PASS-see graph

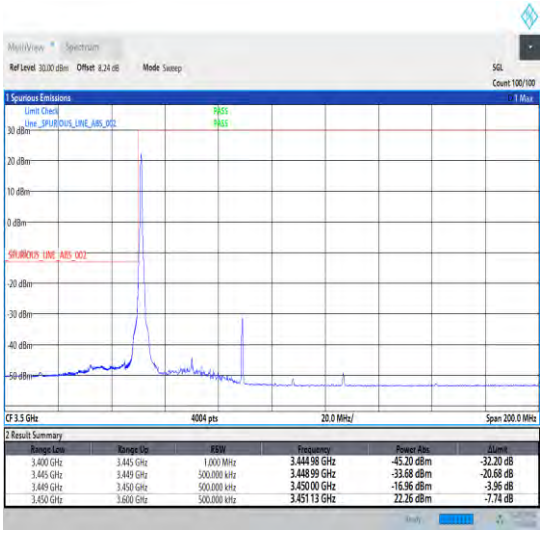

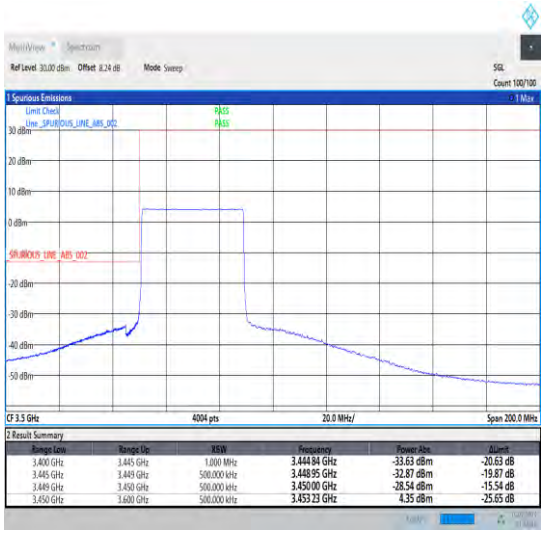

1-N77-3450-3550-PC2-30-40-L-4-CP-QPSK-Edge_1RB_Left-1@0-Ant1-1--PASS-see graph	1-N77-3450-3550-PC2-30-40-L-6-CP-QPSK-Outer_Full-106@0-Ant1-1--PASS-see graph
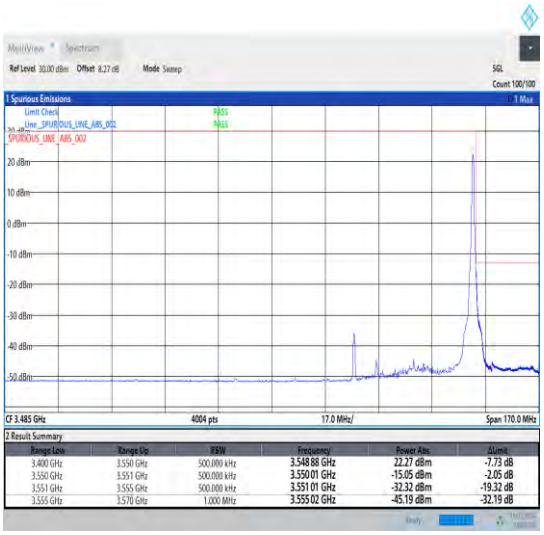	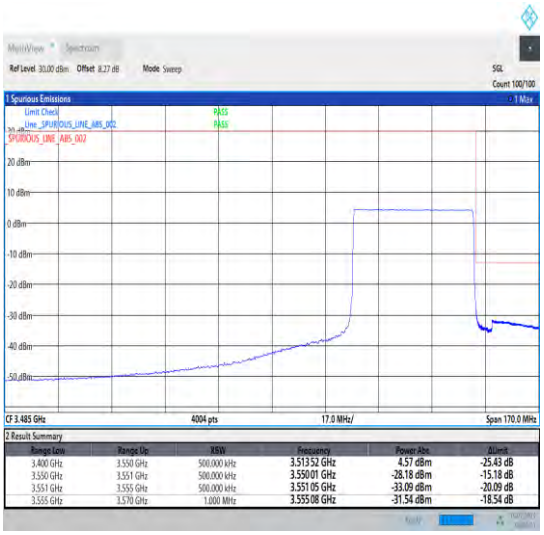
1-N77-3450-3550-PC2-30-40-H-5-CP-QPSK-Edge_1RB_Right-1@105-Ant1-1--PASS-see graph	1-N77-3450-3550-PC2-30-40-H-6-CP-QPSK-Outer_Full-106@0-Ant1-1--PASS-see graph
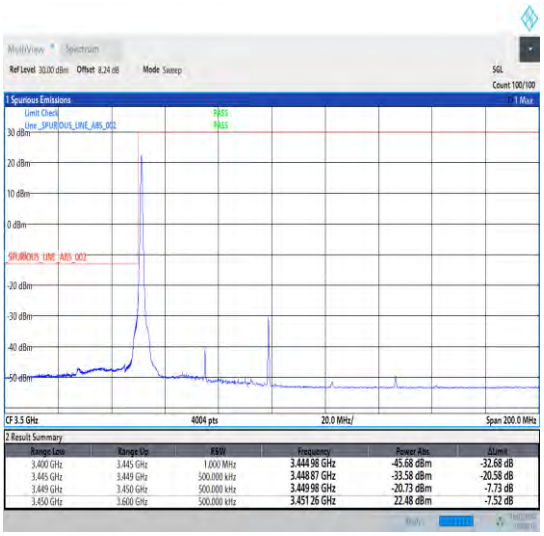	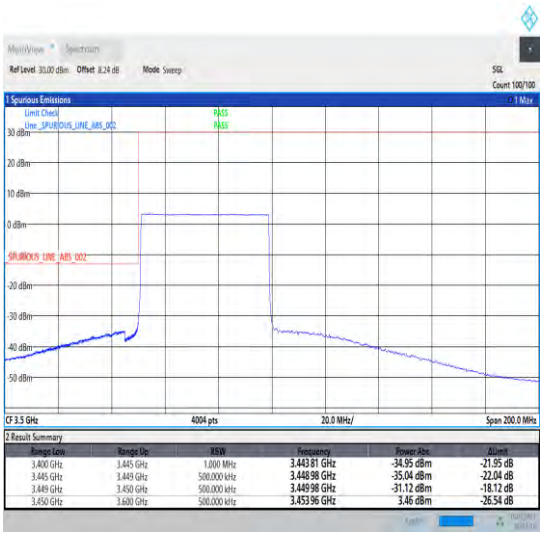
1-N77-3450-3550-PC2-30-50-L-4-CP-QPSK-Edge_1RB_Left-1@0-Ant1-1--PASS-see graph	1-N77-3450-3550-PC2-30-50-L-6-CP-QPSK-Outer_Full-133@0-Ant1-1--PASS-see graph

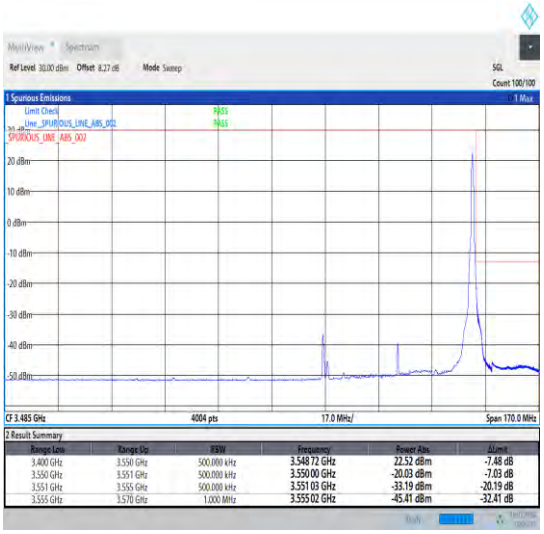

1-N77-3450-3550-PC2-30-50-H-5-CP-QPSK-Edge_1RB_Right-1@132-Ant1-1--PASS-see graph

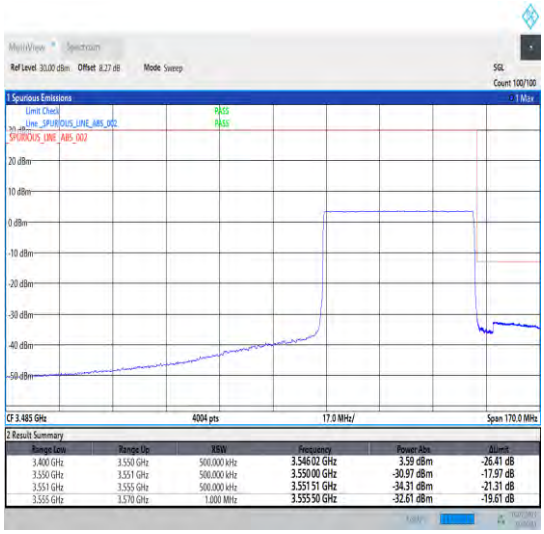

1-N77-3450-3550-PC2-30-50-H-6-CP-QPSK-Outer_Full-133@0-Ant1-1--PASS-see graph

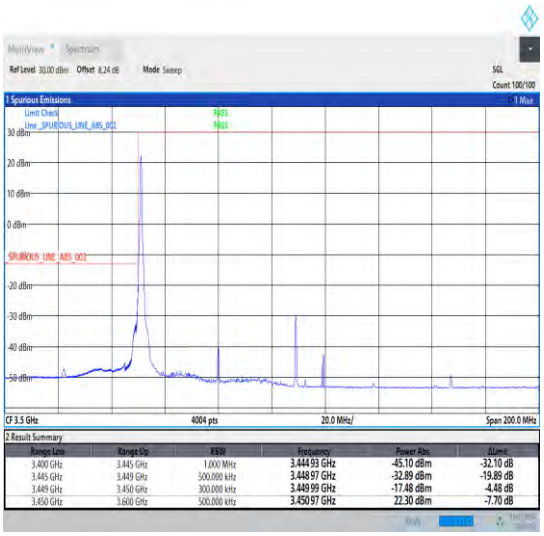

1-N77-3450-3550-PC2-30-60-L-4-CP-QPSK-Edge_1RB_Left-1@0-Ant1-1--PASS-see graph

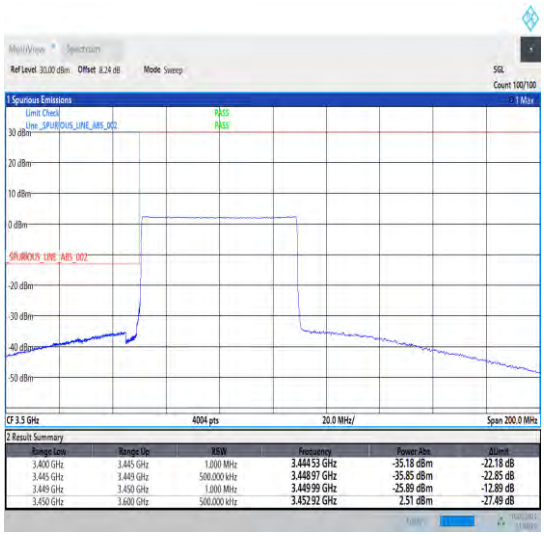

1-N77-3450-3550-PC2-30-60-L-6-CP-QPSK-Outer_Full-162@0-Ant1-1--PASS-see graph

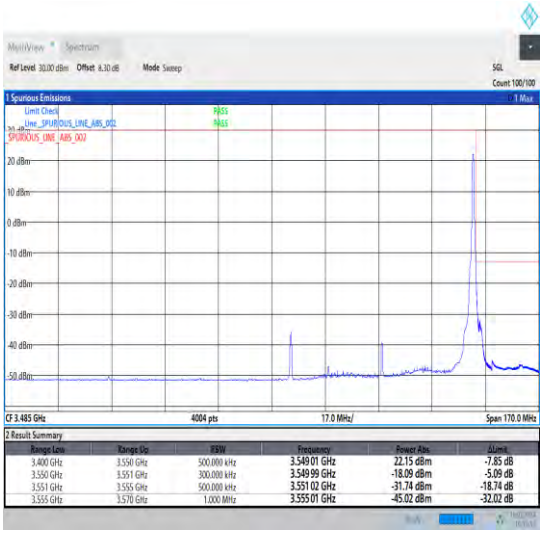

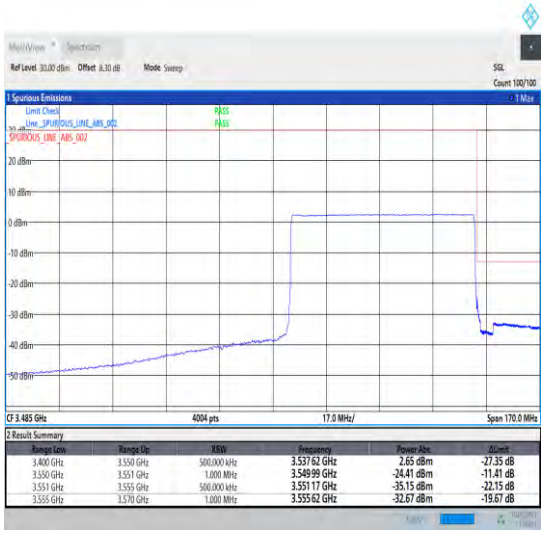

1-N77-3450-3550-PC2-30-60-H-5-CP-QPSK-Edge_1RB_Right-1@161-Ant1-1--PASS-see graph	1-N77-3450-3550-PC2-30-60-H-6-CP-QPSK-Outer_Full-162@0-Ant1-1--PASS-see graph
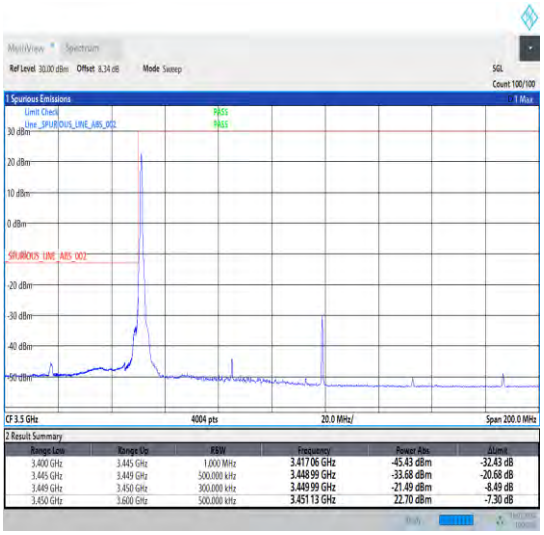	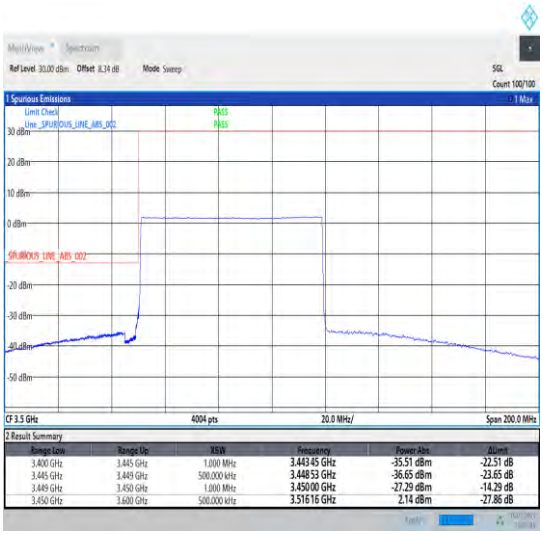
1-N77-3450-3550-PC2-30-70-L-4-CP-QPSK-Edge_1RB_Left-1@0-Ant1-1--PASS-see graph	1-N77-3450-3550-PC2-30-70-L-6-CP-QPSK-Outer_Full-189@0-Ant1-1--PASS-see graph
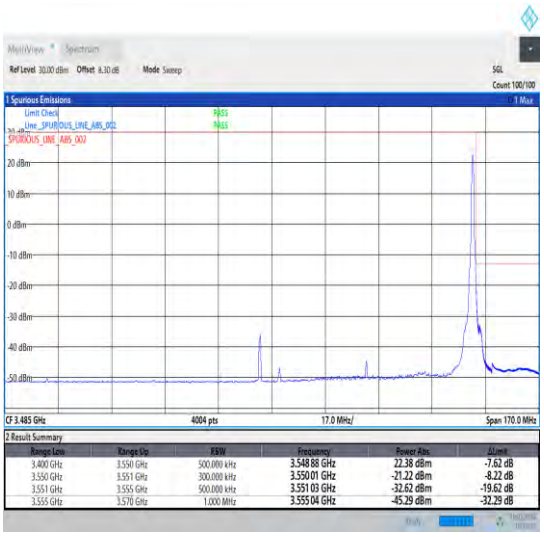	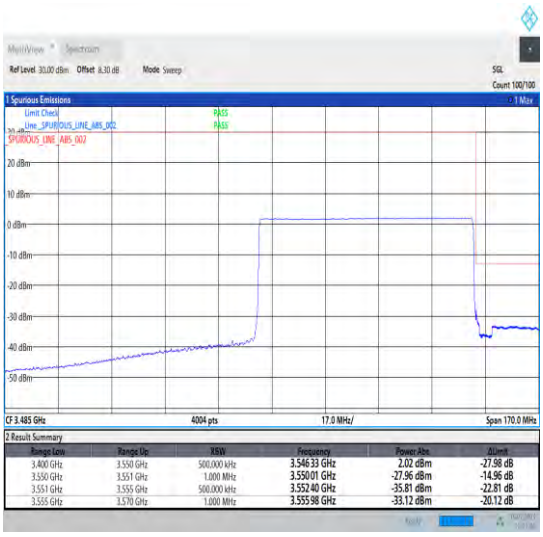
1-N77-3450-3550-PC2-30-70-H-5-CP-QPSK-Edge_1RB_Right-1@188-Ant1-1--PASS-see graph	1-N77-3450-3550-PC2-30-70-H-6-CP-QPSK-Outer_Full-189@0-Ant1-1--PASS-see graph

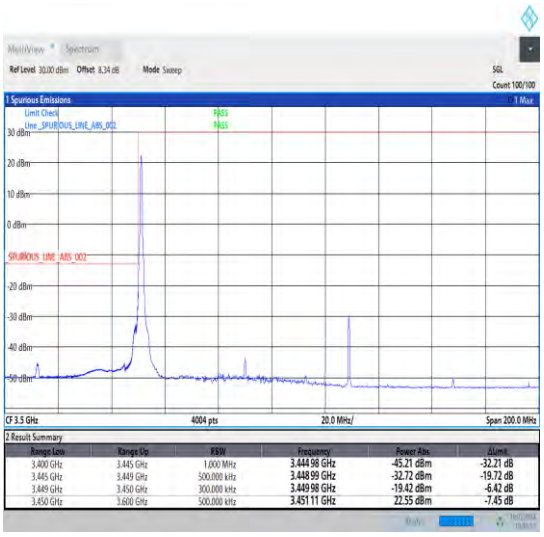

1-N77-3450-3550-PC2-30-80-L-4-CP-QPSK-Edge_1RB_Left-1@0-Ant1-1--PASS-see graph

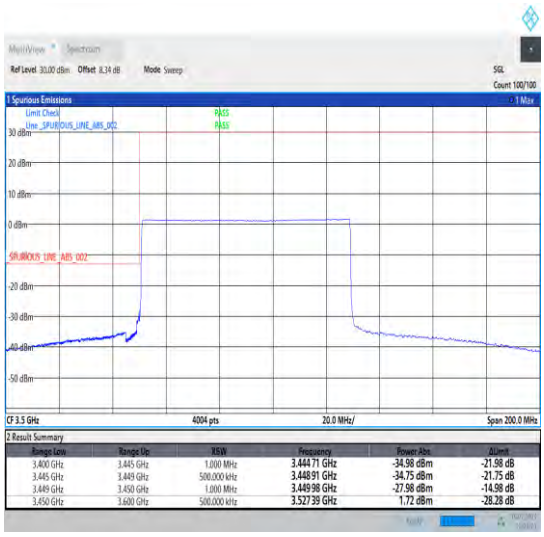

1-N77-3450-3550-PC2-30-80-L-6-CP-QPSK-Outer_Full-217@0-Ant1-1--PASS-see graph

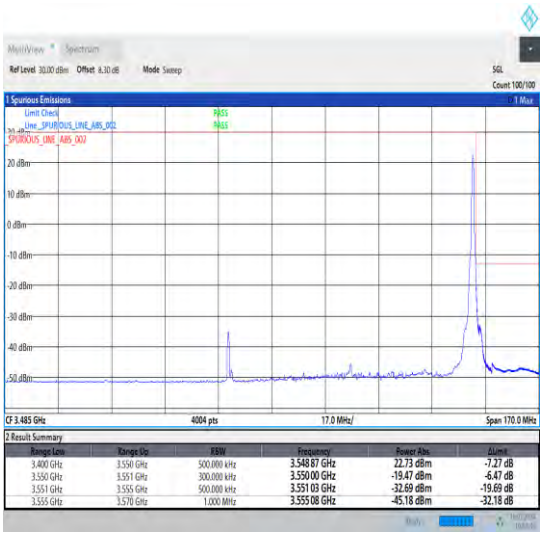

1-N77-3450-3550-PC2-30-80-H-5-CP-QPSK-Edge_1RB_Right-1@216-Ant1-1--PASS-see graph

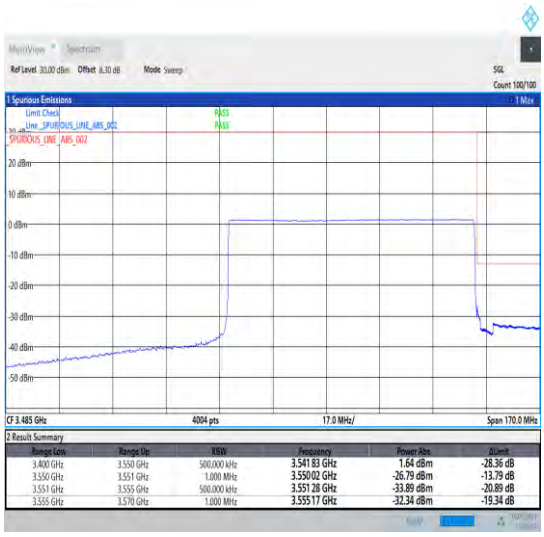

1-N77-3450-3550-PC2-30-80-H-6-CP-QPSK-Outer_Full-217@0-Ant1-1--PASS-see graph

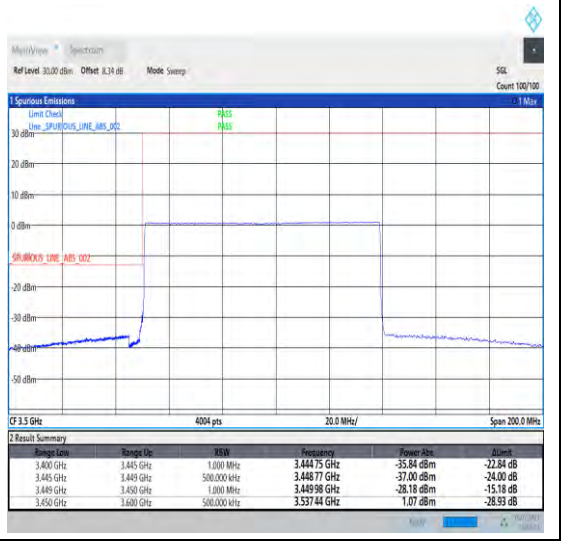

1-N77-3450-3550-PC2-30-90-L-4-CP-QPSK-Edge_1RB_Left-1@0-Ant1-1--PASS-see graph	1-N77-3450-3550-PC2-30-90-L-6-CP-QPSK-Outer_Full-245@0-Ant1-1--PASS-see graph
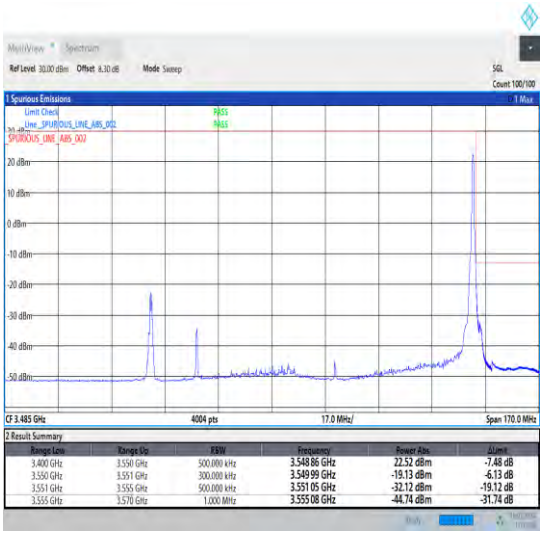	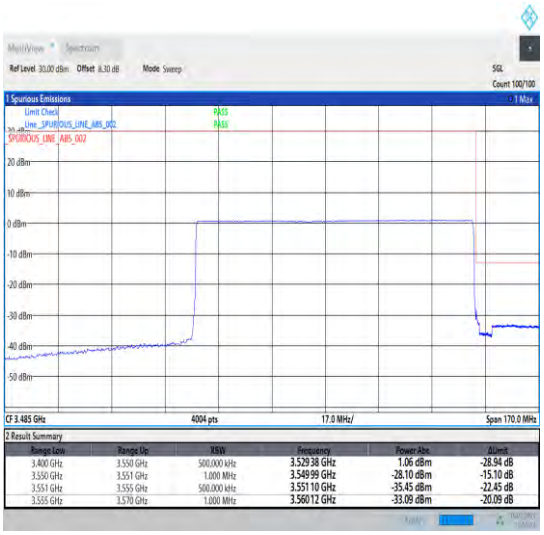
1-N77-3450-3550-PC2-30-90-H-5-CP-QPSK-Edge_1RB_Right-1@244-Ant1-1--PASS-see graph	1-N77-3450-3550-PC2-30-90-H-6-CP-QPSK-Outer_Full-245@0-Ant1-1--PASS-see graph
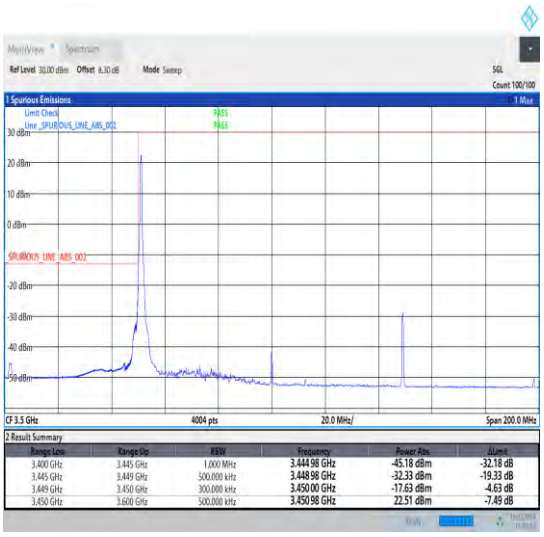	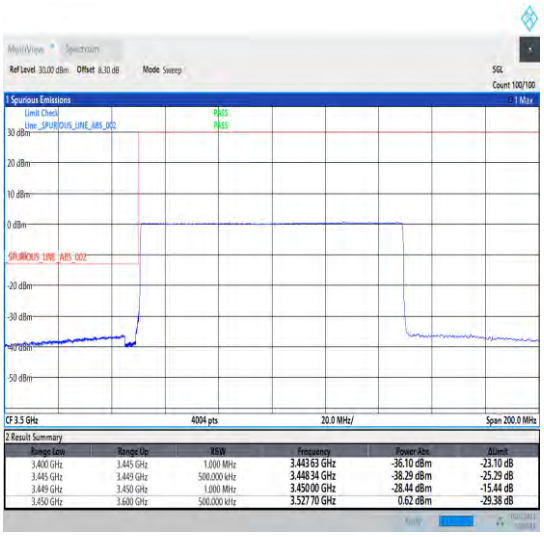
1-N77-3450-3550-PC2-30-100-L-4-CP-QPSK-Edge_1RB_Left-1@0-Ant1-1--PASS-see graph	1-N77-3450-3550-PC2-30-100-L-6-CP-QPSK-Outer_Full-273@0-Ant1-1--PASS-see graph

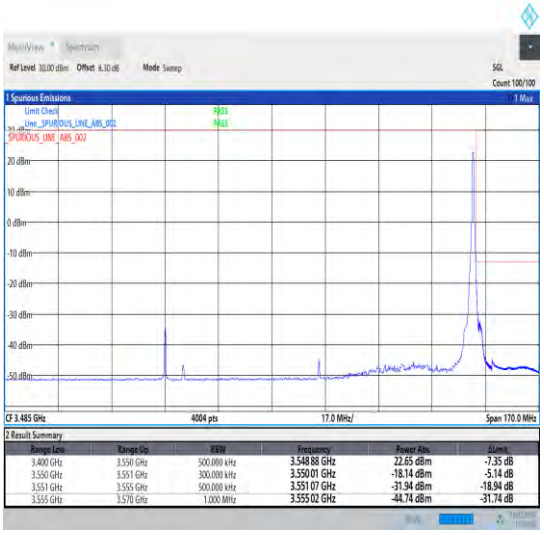	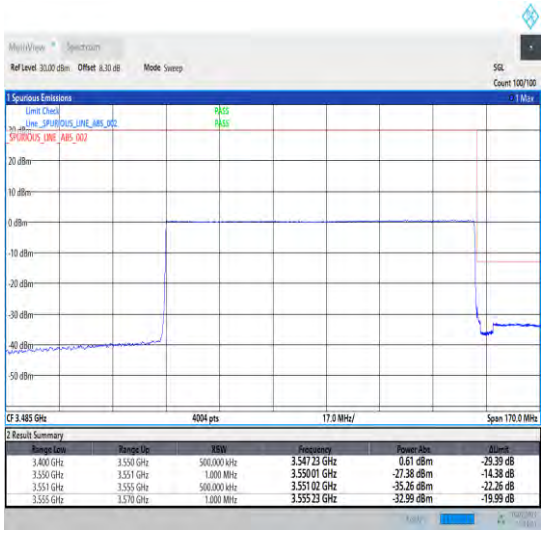
1-N77-3450-3550-PC2-30-100-H-5-CP-QPSK-Edge_1RB_Right-1@272-Ant1-1--PASS-see graph	1-N77-3450-3550-PC2-30-100-H-6-CP-QPSK-Outer_Full-273@0-Ant1-1--PASS-see graph

7. Conducted Spurious Emission for SA

Test Graphs

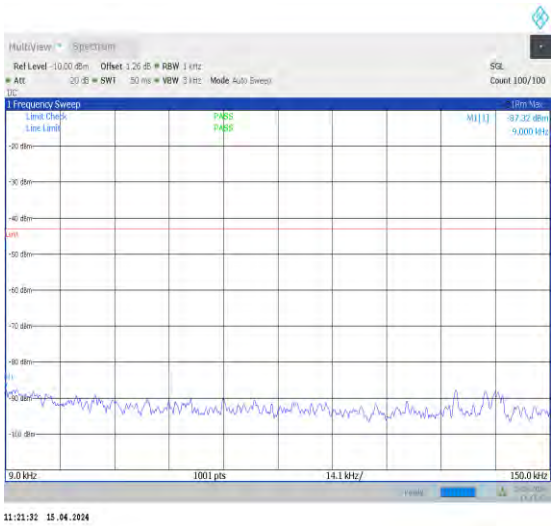

1-N77-3450-3550-30-100-L-1-DFT-PI2BPSK-Inner_1RB_Left-1@1-0.009-0.15-Ant1-0.01--87.32--43-PASS

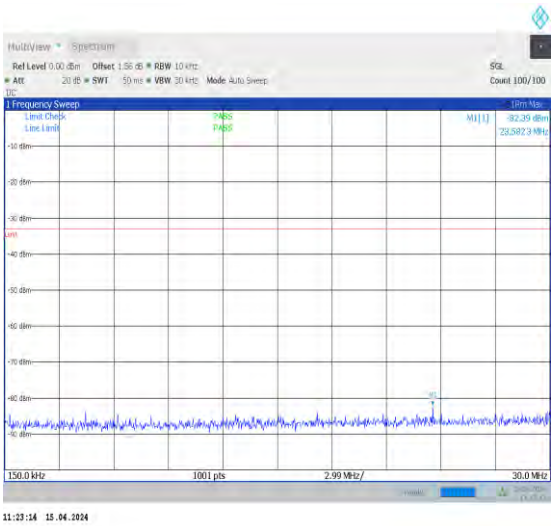

1-N77-3450-3550-30-100-L-1-DFT-PI2BPSK-Inner_1RB_Left-1@1-0.15-30-Ant1-27.31--82.39--33-PASS

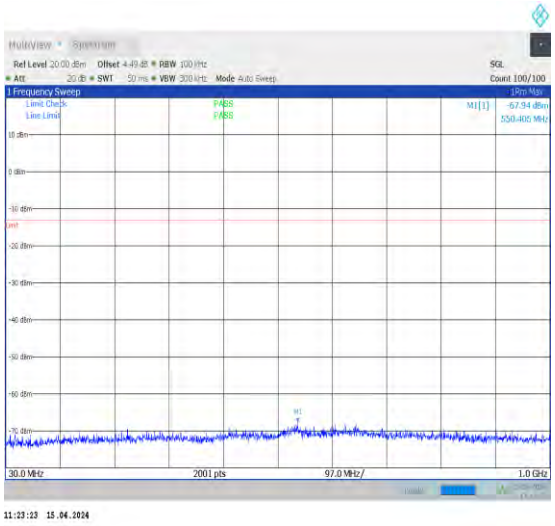

1-N77-3450-3550-30-100-L-1-DFT-PI2BPSK-Inner_1RB_Left-1@1-30-1000-Ant1-609.09--67.94--13-PASS

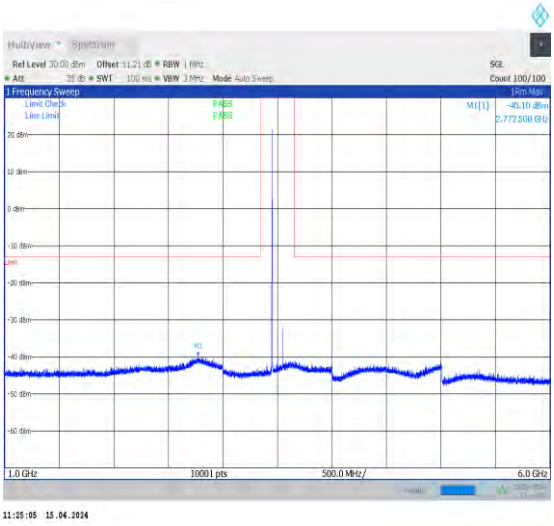

1-N77-3450-3550-30-100-L-1-DFT-PI2BPSK-Inner_1RB_Left-1@1-1000-6000-Ant1-2766.50--40.10--13-PASS

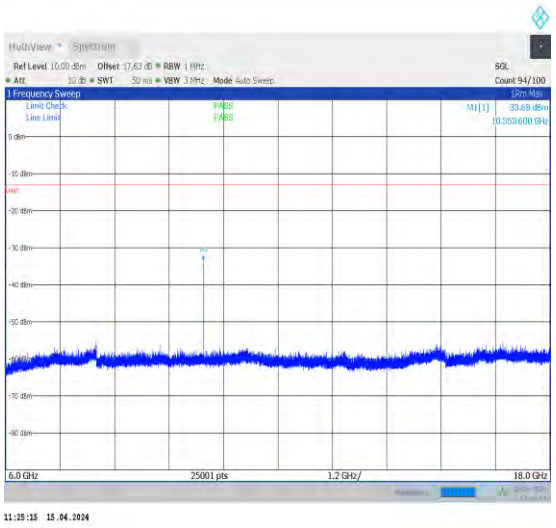

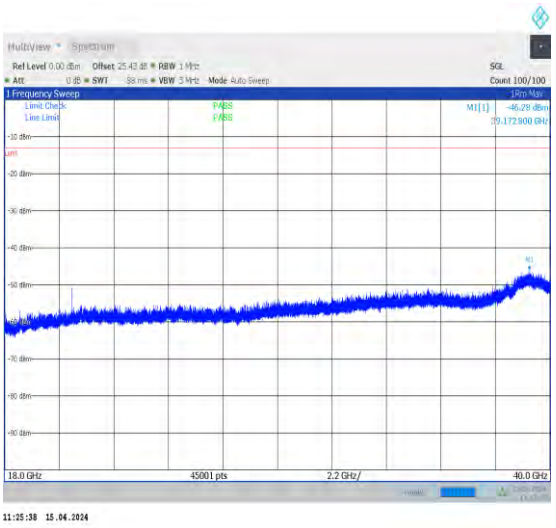

1-N77-3450-3550-30-100-L-1-DFT-PI2BPSK-Inner_1RB_Left-1@1-6000-18000-Ant1-10354.08--33.68--13-PASS

1-N77-3450-3550-30-100-L-1-DFT-PI2BPSK-Inner_1RB_Left-1@1-18000-40000-Ant1-39021.24--46.28--13-PASS

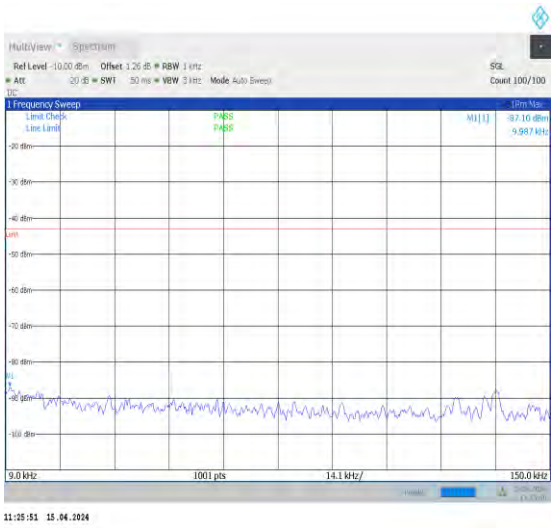

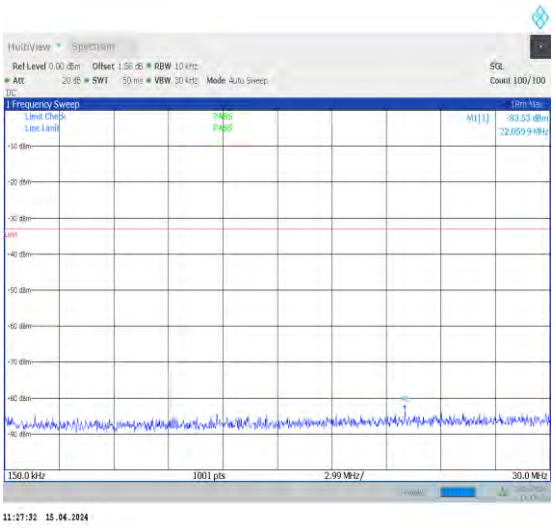

1-N77-3450-3550-30-100-M-1-DFT-PI2BPSK-Inner_1RB_Left-1@1-0.009-0.15-Ant1-0.01--87.10--43-PASS

1-N77-3450-3550-30-100-M-1-DFT-PI2BPSK-Inner_1RB_Left-1@1-0.15-30-Ant1-22.06--83.53--33-PASS

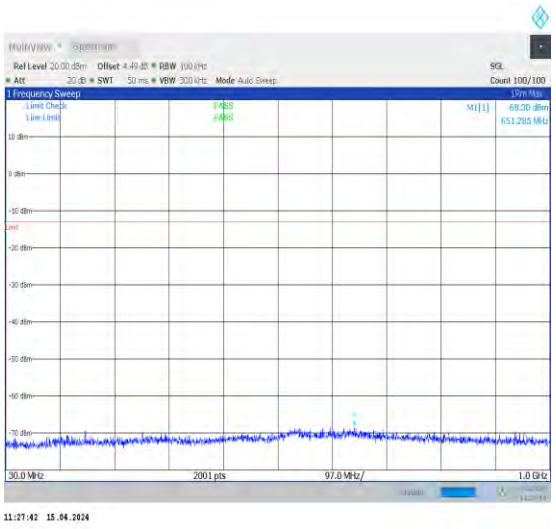

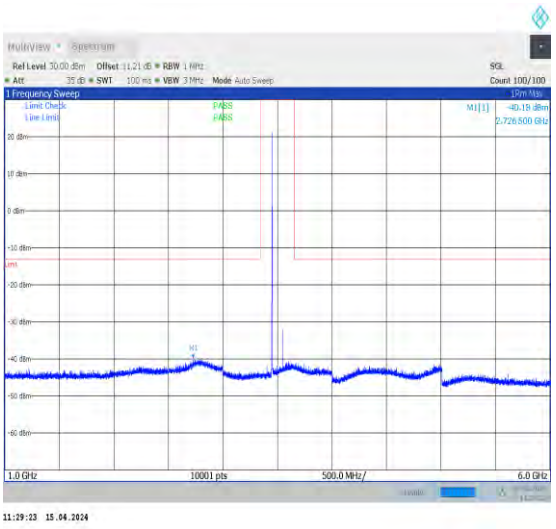

1-N77-3450-3550-30-100-M-1-DFT-PI2BPSK-Inner_1RB_Left-1@1-30-1000-Ant1-651.29--68.30--13-PASS	1-N77-3450-3550-30-100-M-1-DFT-PI2BPSK-Inner_1RB_Left-1@1-1000-6000-Ant1-2726.50--40.18--13-PASS
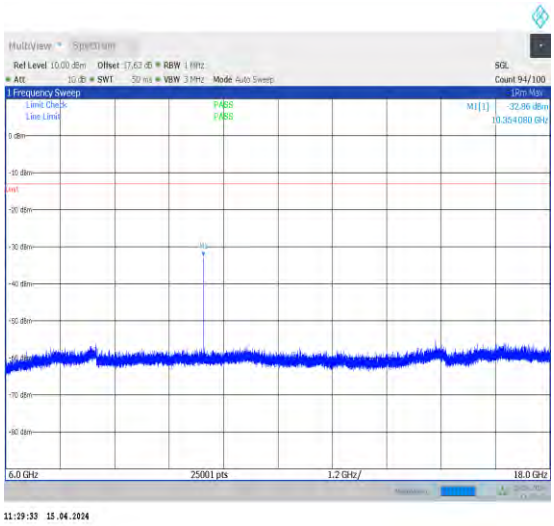	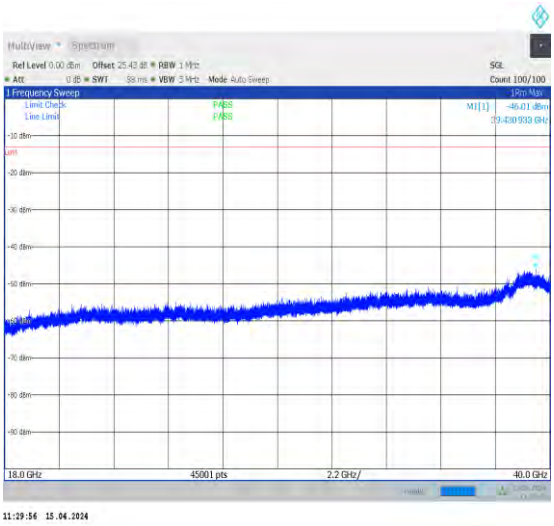
1-N77-3450-3550-30-100-M-1-DFT-PI2BPSK-Inner_1RB_Left-1@1-6000-18000-Ant1-10354.08--32.86--13-PASS	1-N77-3450-3550-30-100-M-1-DFT-PI2BPSK-Inner_1RB_Left-1@1-18000-40000-Ant1-39430.93--46.01--13-PASS
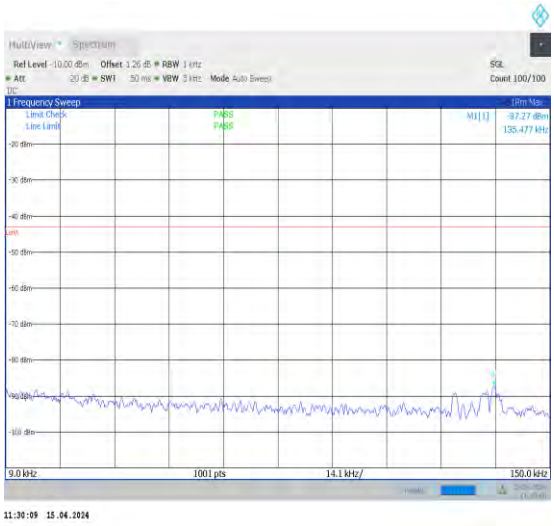	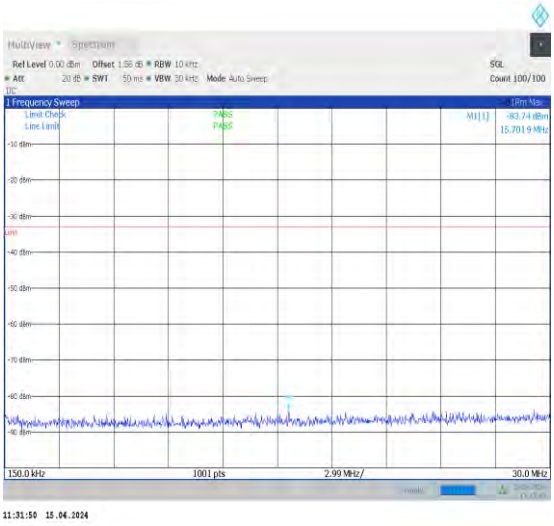
1-N77-3450-3550-30-100-H-1-DFT-PI2BPSK-Inner_1RB_Left-1@1-0.009-0.15-Ant1-0.14--87.27--43-PASS	1-N77-3450-3550-30-100-H-1-DFT-PI2BPSK-Inner_1RB_Left-1@1-0.15-30-Ant1-15.70--83.74--33-PASS

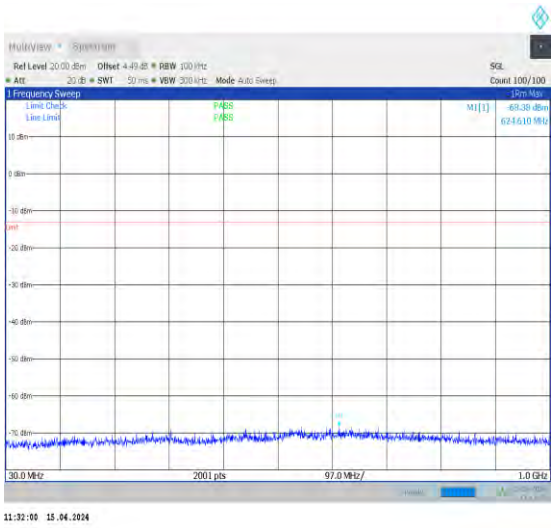

1-N77-3450-3550-30-100-H-1-DFT-PI2BPSK-Inner_1RB_Left-1@1-30-1000-Ant1-624.61--68.38--13-PASS

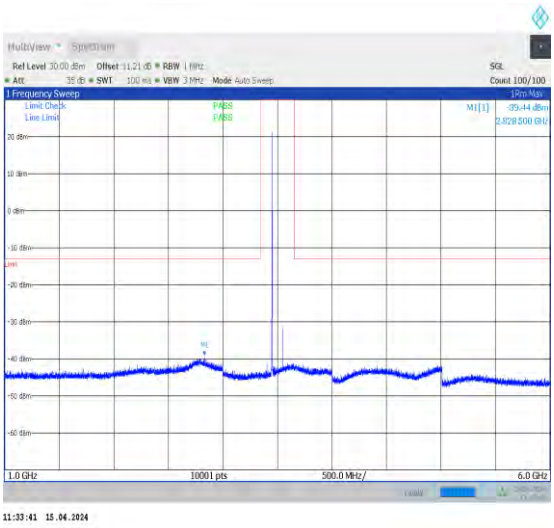

1-N77-3450-3550-30-100-H-1-DFT-PI2BPSK-Inner_1RB_Left-1@1-1000-6000-Ant1-2828.50--39.44--13-PASS

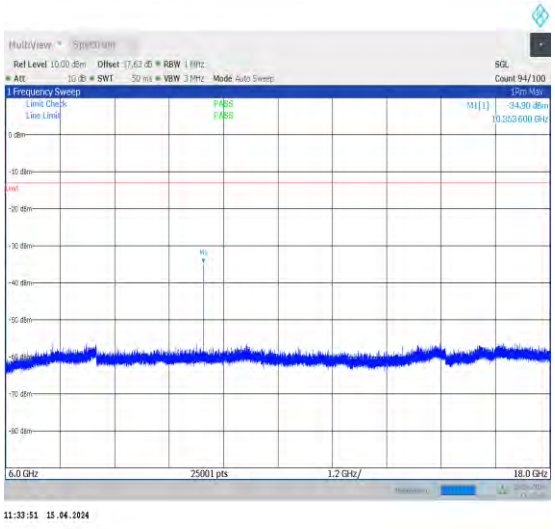

1-N77-3450-3550-30-100-H-1-DFT-PI2BPSK-Inner_1RB_Left-1@1-6000-18000-Ant1-10353.60--34.90--13-PASS

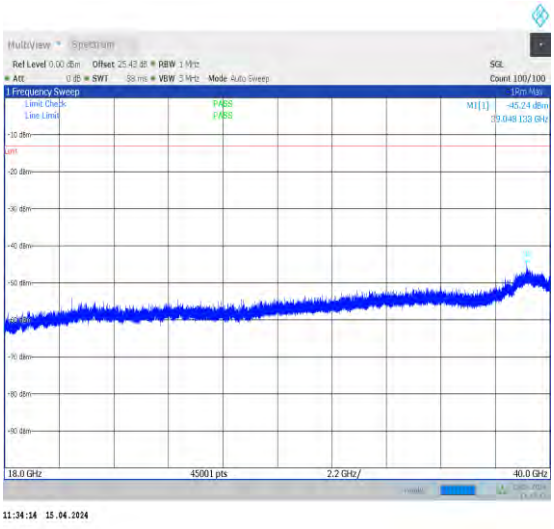

1-N77-3450-3550-30-100-H-1-DFT-PI2BPSK-Inner_1RB_Left-1@1-18000-40000-Ant1-39048.13--45.24--13-PASS

8. Conducted Spurious Emission for SA MIMO

Test Graphs

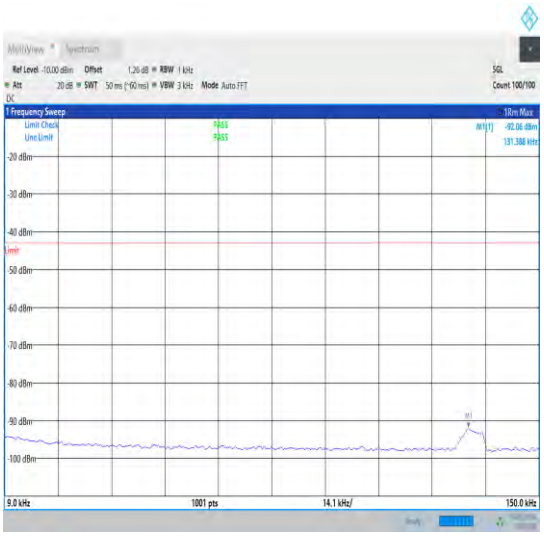	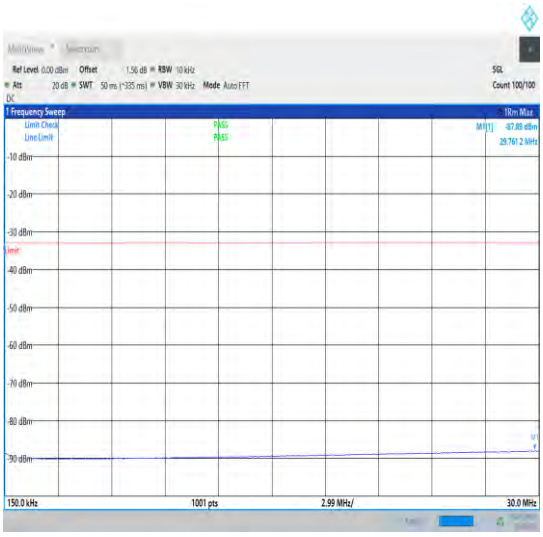
1-N77-3450-3550-PC2-30-100-L-1-CP-QPSK-Inner_1RB_Left-1@1-0.009-0.15-Ant1-0.13--92.06--43-PASS	1-N77-3450-3550-PC2-30-100-L-1-CP-QPSK-Inner_1RB_Left-1@1-0.15-30-Ant1-29.70--87.89--33-PASS
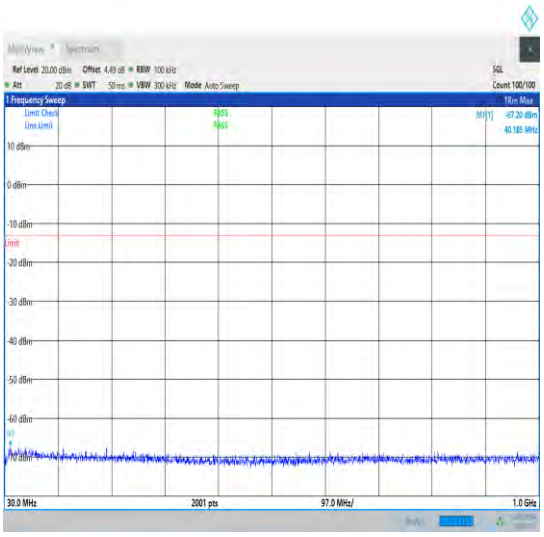	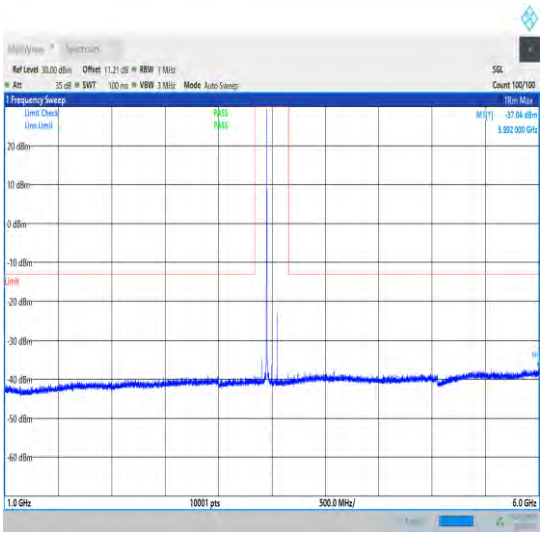
1-N77-3450-3550-PC2-30-100-L-1-CP-QPSK-Inner_1RB_Left-1@1-30-1000-Ant1-73.17--67.20--13-PASS	1-N77-3450-3550-PC2-30-100-L-1-CP-QPSK-Inner_1RB_Left-1@1-1000-6000-Ant1-5974.00--37.04--13-PASS

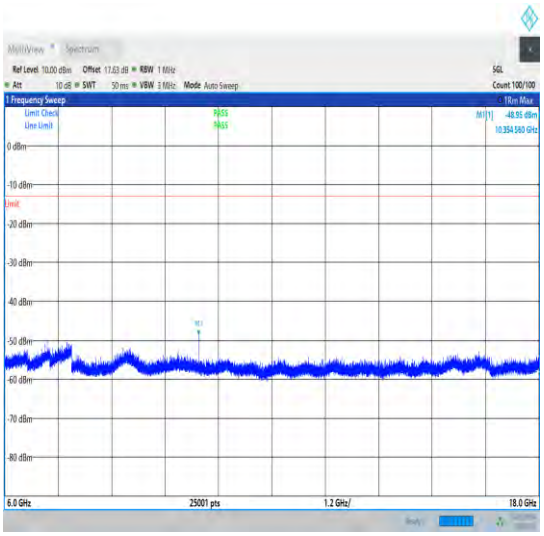

1-N77-3450-3550-PC2-30-100-L-1-CP-QPSK-Inner_1RB_Left-1@1-6000-18000-Ant1-10354.08--48.95--13-PASS

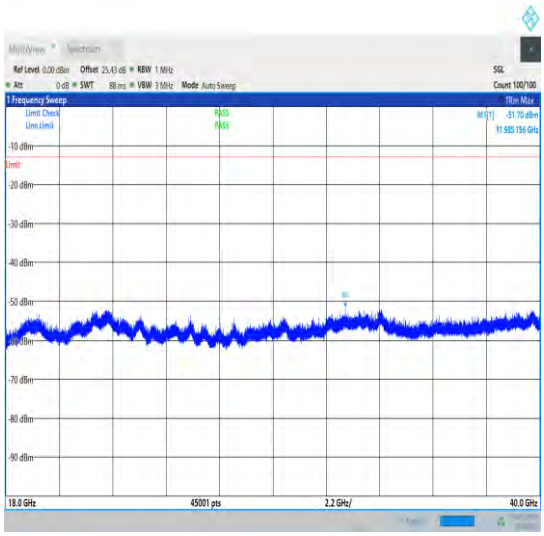

1-N77-3450-3550-PC2-30-100-L-1-CP-QPSK-Inner_1RB_Left-1@1-18000-40000-Ant1-22301.73--51.70--13-PASS

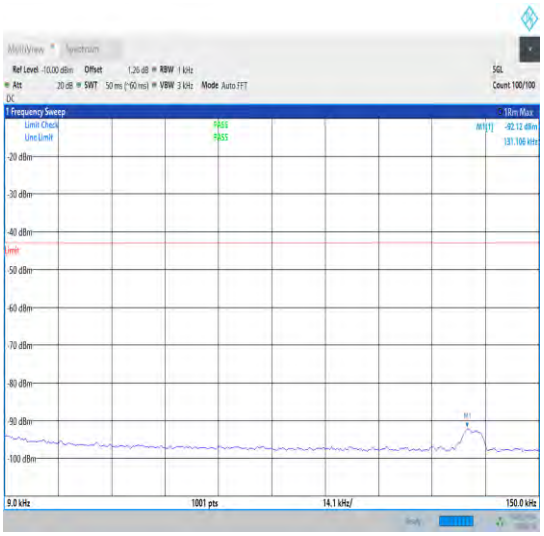

1-N77-3450-3550-PC2-30-100-M-1-CP-QPSK-Inner_1RB_Left-1@1-0.009-0.15-Ant1-0.13--92.12--43-PASS

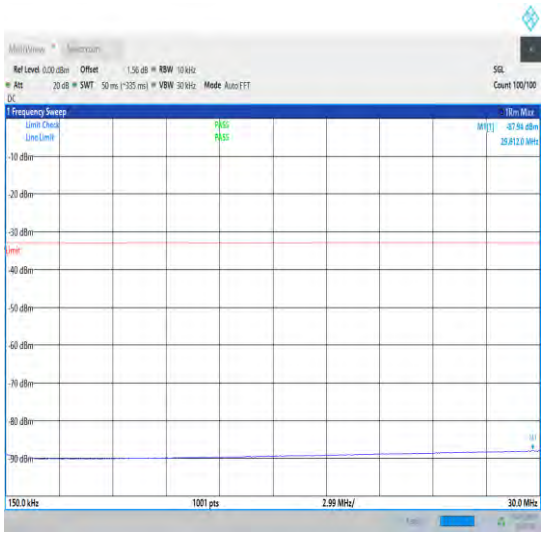

1-N77-3450-3550-PC2-30-100-M-1-CP-QPSK-Inner_1RB_Left-1@1-0.15-30-Ant1-29.85--87.94--33-PASS

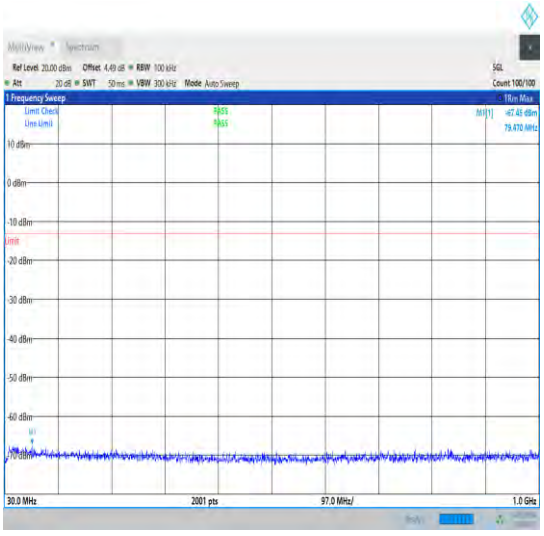

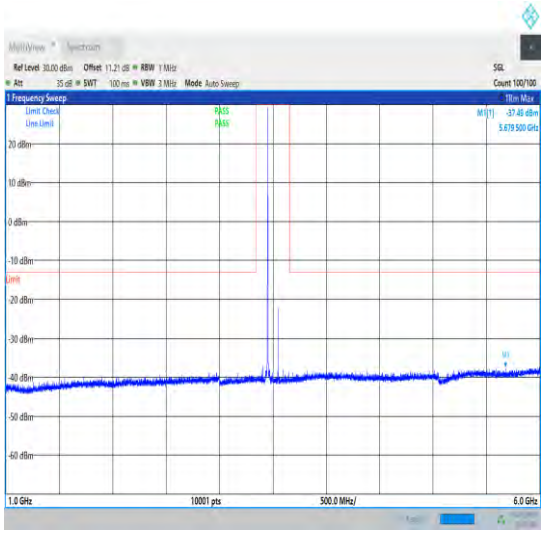

1-N77-3450-3550-PC2-30-100-M-1-CP-QPSK-Inner_1RB_Left-1@1-30-1000-Ant1-37.28--67.45--13-PASS	1-N77-3450-3550-PC2-30-100-M-1-CP-QPSK-Inner_1RB_Left-1@1-1000-6000-Ant1-5879.00--37.49--13-PASS
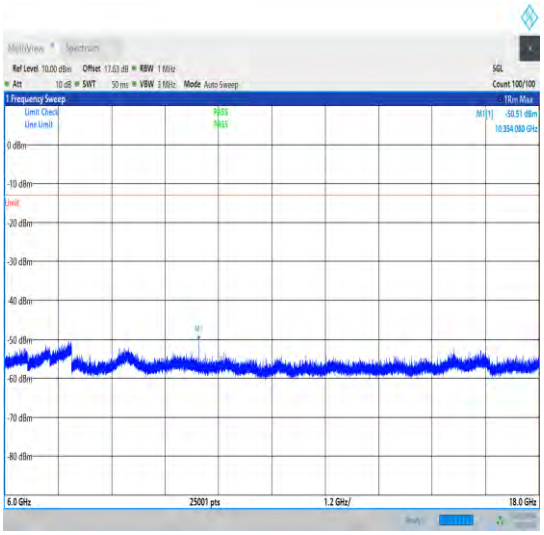	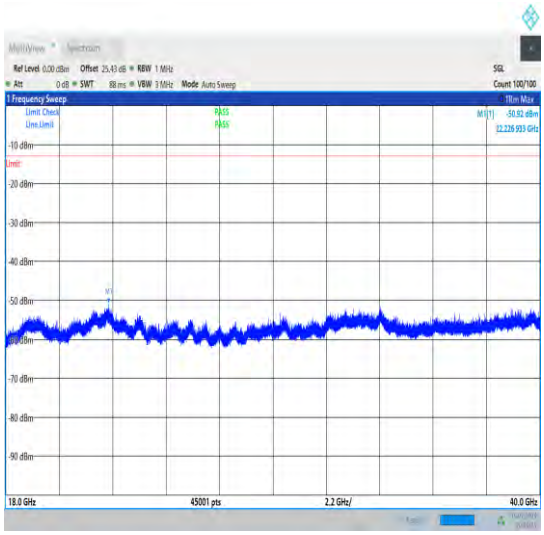
1-N77-3450-3550-PC2-30-100-M-1-CP-QPSK-Inner_1RB_Left-1@1-6000-18000-Ant1-10354.08--50.51--13-PASS	1-N77-3450-3550-PC2-30-100-M-1-CP-QPSK-Inner_1RB_Left-1@1-18000-40000-Ant1-22135.51--50.92--13-PASS
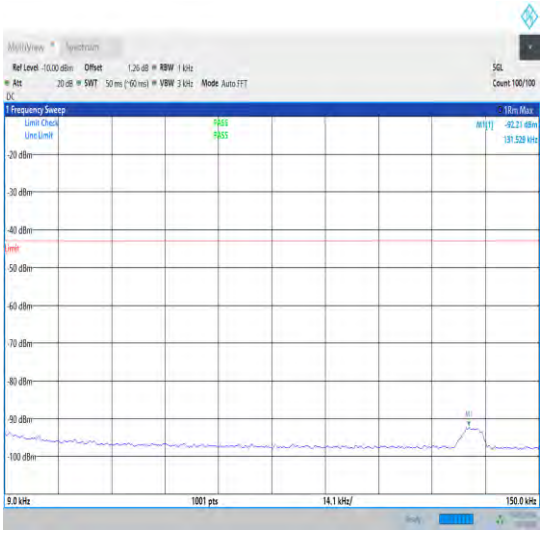	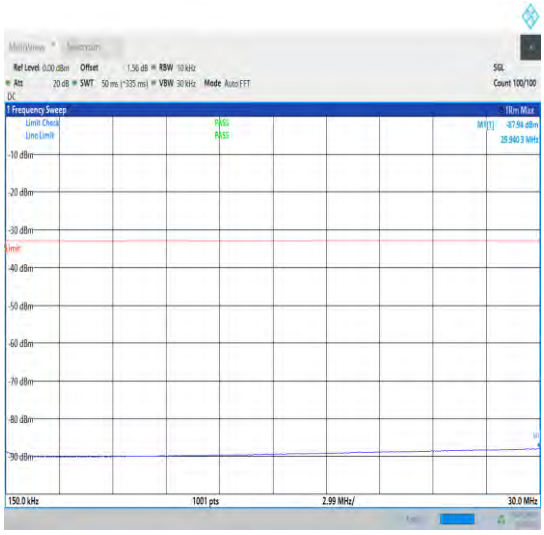
1-N77-3450-3550-PC2-30-100-H-1-CP-QPSK-Inner_1RB_Left-1@1-0.009-0.15-Ant1-0.13--92.21--43-PASS	1-N77-3450-3550-PC2-30-100-H-1-CP-QPSK-Inner_1RB_Left-1@1-0.15-30-Ant1-29.94--87.94--33-PASS

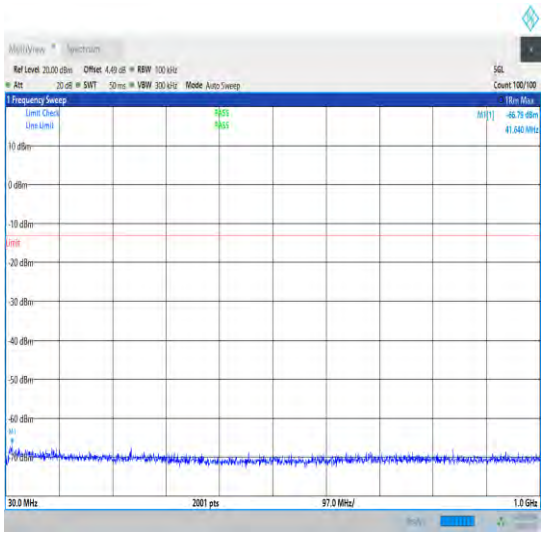

1-N77-3450-3550-PC2-30-100-H-1-CP-QPSK-Inner_1RB_Left-1@1-30-1000-Ant1-41.64--66.79--13-PASS

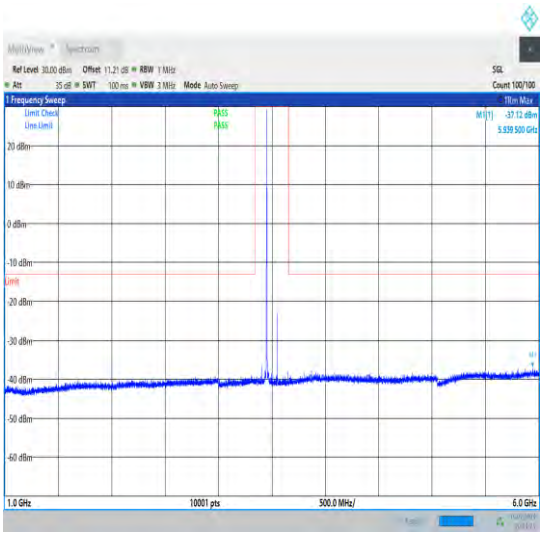

1-N77-3450-3550-PC2-30-100-H-1-CP-QPSK-Inner_1RB_Left-1@1-1000-6000-Ant1-5939.50--37.12--13-PASS

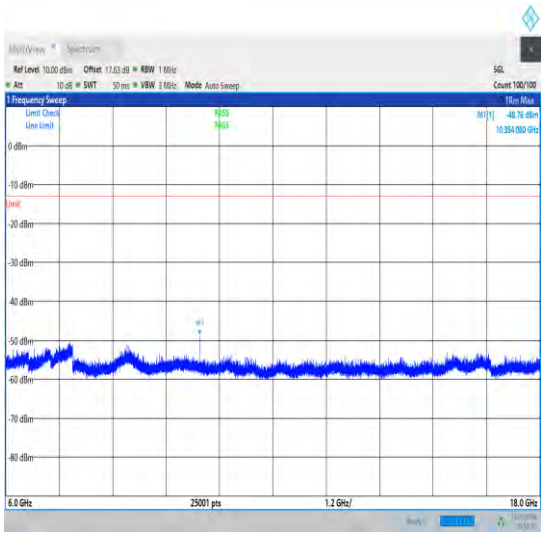

1-N77-3450-3550-PC2-30-100-H-1-CP-QPSK-Inner_1RB_Left-1@1-6000-18000-Ant1-10354.08--48.76--13-PASS

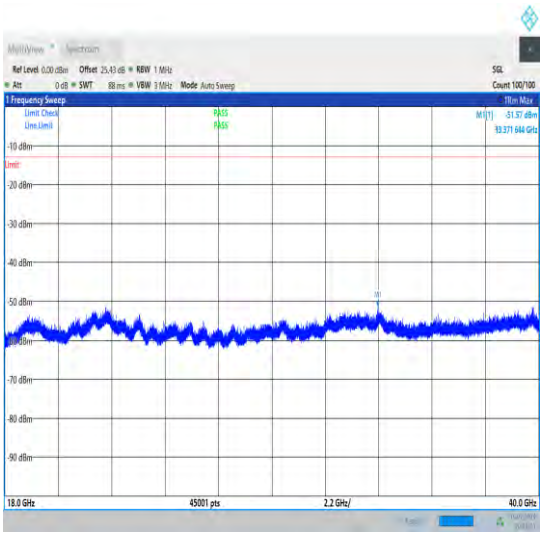

1-N77-3450-3550-PC2-30-100-H-1-CP-QPSK-Inner_1RB_Left-1@1-18000-40000-Ant1-33371.64--51.57--13-PASS

9. Frequency Stability for SA

Test Result

Frequency Error VS. Voltage

Voltage										
Band	SCS	Bandwidth	Modulation	Channel	RB Config	Voltage	Temperature	Deviation(Hz)	Deviation (ppm)	Verdict
N77-3450-3550	30	100	DFT-PI2BPSK	M	Outer_Full	VH	NT	3.100000	0.000886	PASS
N77-3450-3550	30	100	DFT-PI2BPSK	M	Outer_Full	VN	NT	-0.200000	-0.000057	PASS
N77-3450-3550	30	100	DFT-PI2BPSK	M	Outer_Full	VL	NT	9.700000	0.002771	PASS
N77-3450-3550	30	100	CP-QPSK	M	Outer_Full	VH	NT	4.400000	0.001257	PASS
N77-3450-3550	30	100	CP-QPSK	M	Outer_Full	VN	NT	0.500000	0.000143	PASS
N77-3450-3550	30	100	CP-QPSK	M	Outer_Full	VL	NT	1.300000	0.000371	PASS

Frequency Error VS. Temperature

Voltage										
Band	SCS	Bandwidth	Modulation	Channel	RB Config	Voltage	Temperature	Deviation(Hz)	Deviation (ppm)	Verdict
N77-3450-3550	30	100	DFT-PI2BPSK	M	Outer_Full	NV	-30	-5.600000	-0.001600	PASS
N77-3450-3550	30	100	DFT-PI2BPSK	M	Outer_Full	NV	-20	2.200000	0.000629	PASS
N77-3450-3550	30	100	DFT-PI2BPSK	M	Outer_Full	NV	-10	3.100000	0.000886	PASS
N77-3450-3550	30	100	DFT-PI2BPSK	M	Outer_Full	NV	0	4.200000	0.001200	PASS
N77-3450-3550	30	100	DFT-PI2BPSK	M	Outer_Full	NV	10	9.300000	0.002657	PASS
N77-3450-3550	30	100	DFT-PI2BPSK	M	Outer_Full	NV	20	4.000000	0.001143	PASS
N77-3450-3550	30	100	DFT-PI2BPSK	M	Outer_Full	NV	30	10.800000	0.003086	PASS
N77-3450-3550	30	100	DFT-PI2BPSK	M	Outer_Full	NV	40	0.900000	0.000257	PASS

N77-3450-3550	30	100	DFT-PI2BPSK	M	Outer_Full	NV	50	7.000000	0.002000	PASS
N77-3450-3550	30	100	CP-QPSK	M	Outer_Full	NV	-30	-1.100000	-0.000314	PASS
N77-3450-3550	30	100	CP-QPSK	M	Outer_Full	NV	-20	7.000000	0.002000	PASS
N77-3450-3550	30	100	CP-QPSK	M	Outer_Full	NV	-10	-0.400000	-0.000114	PASS
N77-3450-3550	30	100	CP-QPSK	M	Outer_Full	NV	0	4.000000	0.001143	PASS
N77-3450-3550	30	100	CP-QPSK	M	Outer_Full	NV	10	14.100000	0.004029	PASS
N77-3450-3550	30	100	CP-QPSK	M	Outer_Full	NV	20	4.200000	0.001200	PASS
N77-3450-3550	30	100	CP-QPSK	M	Outer_Full	NV	30	2.300000	0.000657	PASS
N77-3450-3550	30	100	CP-QPSK	M	Outer_Full	NV	40	5.700000	0.001629	PASS
N77-3450-3550	30	100	CP-QPSK	M	Outer_Full	NV	50	0.400000	0.000114	PASS

10. Field Strength of Spurious Radiation

For Sample #1:

Test Band = SA Band77_ TM1
Test Channel = Mid 3450-3550

Final Data List								
NO.	Frequency [MHz]	Reading [dBμV]	Factor [dB]	AF[dB/m]	Level [dBm]	Limit [dBm]	Margin [dB]	Polarity
1	7510.275	41.93	-43.13	36.41	-60.04	-13.00	47.04	Horizontal
2	9393.4	40.17	-39.93	37.29	-57.73	-13.00	44.73	Horizontal
3	10453.7	37.13	-38.74	38.55	-58.33	-13.00	45.33	Horizontal
4	12393.75	36.84	-36.97	39.22	-56.17	-13.00	43.17	Horizontal
5	14372.325	36.58	-35.30	41.10	-52.88	-13.00	39.88	Horizontal
6	15490.125	35.94	-35.01	40.57	-53.76	-13.00	40.76	Horizontal

Final Data List								
NO.	Frequency [MHz]	Reading [dBμV]	Factor [dB]	AF[dB/m]	Level [dBm]	Limit [dBm]	Margin [dB]	Polarity
1	7576.975	41.57	-42.84	36.51	-60.02	-13.00	47.02	Vertical
2	9274.95	39.61	-40.04	37.05	-58.64	-13.00	45.64	Vertical
3	10147.225	37.90	-38.97	38.51	-57.82	-13.00	44.82	Vertical
4	11681.9	35.68	-36.25	38.94	-56.89	-13.00	43.89	Vertical
5	12776.7	36.72	-36.67	39.33	-55.88	-13.00	42.88	Vertical
6	14167.05	35.82	-35.55	40.93	-54.06	-13.00	41.06	Vertical

Test Band = NRCA 71A-N77A_ TM1
Test Channel = Mid 3450-3550

Final Data List								
NO.	Frequency [MHz]	Reading [dBμV]	Factor [dB]	AF[dB/m]	Level [dBm]	Limit [dBm]	Margin [dB]	Polarity
1	7687.375	42.08	-42.92	36.66	-59.44	-13.00	46.44	Horizontal
2	8927.075	40.09	-40.90	36.54	-59.53	-13.00	46.53	Horizontal
3	9799.35	38.02	-39.06	38.10	-58.20	-13.00	45.20	Horizontal
4	11416.825	36.82	-37.34	38.81	-56.97	-13.00	43.97	Horizontal
5	12661.7	36.82	-36.97	39.30	-56.11	-13.00	43.11	Horizontal
6	14495.95	36.00	-34.26	41.20	-52.33	-13.00	39.33	Horizontal

Final Data List								
NO.	Frequency [MHz]	Reading [dBμV]	Factor [dB]	AF[dB/m]	Level [dBm]	Limit [dBm]	Margin [dB]	Polarity
1	7782.25	42.10	-42.65	36.80	-59.01	-13.00	46.01	Vertical
2	8862.675	40.74	-41.00	36.58	-58.93	-13.00	45.93	Vertical
3	10664.15	37.06	-37.68	38.57	-57.31	-13.00	44.31	Vertical
4	11265.025	36.90	-37.01	38.73	-56.64	-13.00	43.64	Vertical
5	13178.05	36.24	-36.58	39.65	-55.95	-13.00	42.95	Vertical
6	14855.9	36.28	-35.07	41.48	-52.57	-13.00	39.57	Vertical

For Sample #2:

Test Band = SA Band77_ TM1
Test Channel = Mid 3450-3550

Final Data List								
NO.	Frequency [MHz]	Reading [dBμV]	Factor [dB]	AF[dB/m]	Level [dBm]	Limit [dBm]	Margin [dB]	Polarity
1	7321.1	42.49	-43.22	35.90	-60.09	-13.00	47.09	Horizontal
2	9001.25	39.13	-40.86	36.50	-60.49	-13.00	47.49	Horizontal
3	10496.825	37.15	-38.76	38.55	-58.32	-13.00	45.32	Horizontal
4	11997	36.12	-37.19	39.10	-57.23	-13.00	44.23	Horizontal
5	12964.725	34.99	-37.15	39.39	-58.03	-13.00	45.03	Horizontal
6	14771.95	31.39	-34.93	41.42	-57.39	-13.00	44.39	Horizontal

Final Data List								
NO.	Frequency [MHz]	Reading [dBμV]	Factor [dB]	AF[dB/m]	Level [dBm]	Limit [dBm]	Margin [dB]	Polarity
1	7410.8	41.52	-42.83	36.15	-60.42	-13.00	47.42	Vertical
2	9136.375	38.47	-40.24	36.77	-60.26	-13.00	47.26	Vertical
3	10217.375	36.44	-39.23	38.52	-59.52	-13.00	46.52	Vertical
4	11773.9	35.03	-36.91	38.99	-58.15	-13.00	45.15	Vertical
5	13758.225	34.70	-36.14	40.46	-56.24	-13.00	43.24	Vertical
6	15440.1	31.65	-34.48	40.68	-57.42	-13.00	44.42	Vertical

Test Band = NRCA N71A-N77A_ TM1
Test Channel = Mid 3450-3550

Final Data List								
NO.	Frequency [MHz]	Reading [dBμV]	Factor [dB]	AF[dB/m]	Level [dBm]	Limit [dBm]	Margin [dB]	Polarity
1	7655.75	41.47	-42.86	36.62	-60.03	-13.00	47.03	Horizontal
2	9265.75	39.21	-40.03	37.03	-59.05	-13.00	46.05	Horizontal
3	10210.475	37.27	-39.25	38.52	-58.72	-13.00	45.72	Horizontal
4	11426.025	36.45	-37.25	38.81	-57.25	-13.00	44.25	Horizontal
5	13155.05	34.59	-36.59	39.62	-57.64	-13.00	44.64	Horizontal
6	14622.45	32.10	-35.22	41.30	-57.08	-13.00	44.08	Horizontal

Final Data List								
NO.	Frequency [MHz]	Reading [dBμV]	Factor [dB]	AF[dB/m]	Level [dBm]	Limit [dBm]	Margin [dB]	Polarity
1	7655.75	41.61	-42.86	36.62	-59.89	-13.00	46.89	Vertical
2	9442.85	40.23	-39.94	37.39	-57.58	-13.00	44.58	Vertical
3	10962	35.68	-37.67	38.60	-58.66	-13.00	45.66	Vertical
4	12348.325	35.16	-36.81	39.20	-57.70	-13.00	44.70	Vertical
5	13955.45	32.43	-35.13	40.74	-57.22	-13.00	44.22	Vertical
6	15176.175	31.20	-33.93	41.23	-56.76	-13.00	43.76	Vertical