Appendix C. Radiated Spurious Emission Test Data

Table of Contents

<CDD mode> C2

Radiated Spurious Emission Test Modes.....C2

Summary of each worse mode C3

Radiated Spurious Emission Test plots.....C4

Test Engineer:	Jerry Xu	Relative Humidity :	22 ~ 23℃
		Temperature :	41 ~ 42%

<CDD mode>

Radiated Spurious Emission Test Modes

Mode	Band (MHz)	Antenna	Modulation	Channel	Frequency	Data Rate	RU	Remark
Mode 1	2400-2483.5	CDD 1S2T	802.11b	01	2412	1Mbps	-	-
Mode 2	2400-2483.5	CDD 1S2T	802.11b	06	2437	1Mbps	-	-
Mode 3	2400-2483.5	CDD 1S2T	802.11b	11	2462	1Mbps	-	-
Mode 4	2400-2483.5	CDD 1S2T	802.11g	01	2412	6Mbps	-	-
Mode 5	2400-2483.5	CDD 1S2T	802.11g	06	2437	6Mbps	-	-
Mode 6	2400-2483.5	CDD 1S2T	802.11g	11	2462	6Mbps	-	-
Mode 7	2400-2483.5	CDD 1S2T	802.11BE EHT20	01	2412	MCS0	-	-
Mode 8	2400-2483.5	CDD 1S2T	802.11BE EHT20	06	2437	MCS0	-	-
Mode 9	2400-2483.5	CDD 1S2T	802.11BE EHT20	11	2462	MCS0	-	-
Mode 10	2400-2483.5	CDD 1S2T	802.11BE EHT40	03	2422	MCS0	-	-
Mode 11	2400-2483.5	CDD 1S2T	802.11BE EHT40	06	2437	MCS0	-	-
Mode 12	2400-2483.5	CDD 1S2T	802.11BE EHT40	09	2452	MCS0	-	-
Mode 13	2400-2483.5	CDD 1S2T	802.11BE EHT20	1	-	MCS0	RU52*4	-
Mode 14	2400-2483.5	CDD 1S2T	802.11BE EHT20	11	-	MCS0	RU52*4	-
Mode 15	2400-2483.5	CDD 1S2T	802.11g	2	2417	6Mbps	-	-
Mode 16	2400-2483.5	CDD 1S2T	802.11g	10	2457	6Mbps	-	-
Mode 17	2400-2483.5	CDD 1S2T	802.11BE EHT20	02	2417	MCS0	-	-
Mode 18	2400-2483.5	CDD 1S2T	802.11BE EHT20	3	2422	MCS0	-	-
Mode 19	2400-2483.5	CDD 1S2T	802.11BE EHT20	10	2457	MCS0	-	-
Mode 20	2400-2483.5	CDD 1S2T	802.11BE EHT20	9	2452	MCS0	-	-

Summary of each worse mode

Mode	Modulation	Ch.	Freq. (MHz)	Level (dBuV/m)	Limit (dBuV/m)	Margin (dB)	Pol.	Peak Avg.	Result	Remark
1	802.11b	01	2383.71	52.30	54.00	-1.70	H	AVERAGE	Pass	Band Edge
1	802.11b	01	4824.00	40.84	74.00	-33.16	V	PEAK	Pass	Harmonic
2	802.11b	06	2487.28	53.72	54.00	-0.28	H	AVERAGE	Pass	Band Edge
2	802.11b	06	7311.00	44.35	74.00	-29.65	H	PEAK	Pass	Harmonic
3	802.11b	11	2487.22	53.70	54.00	-0.30	H	AVERAGE	Pass	Band Edge
3	802.11b	11	7386.00	43.57	74.00	-30.43	H	PEAK	Pass	Harmonic
4	802.11g	01	2389.69	53.01	54.00	-0.99	H	AVERAGE	Pass	Band Edge
4	802.11g	01	4824.00	40.81	74.00	-33.19	V	PEAK	Pass	Harmonic
5	802.11g	06	2388.13	52.24	54.00	-1.76	H	AVERAGE	Pass	Band Edge
5	802.11g	06	7311.00	42.92	74.00	-31.08	V	PEAK	Pass	Harmonic
6	802.11g	11	2483.50	53.42	54.00	-0.58	H	AVERAGE	Pass	Band Edge
6	802.11g	11	7386.00	42.06	74.00	-31.94	V	PEAK	Pass	Harmonic
7	802.11BE EHT20	01	2390.00	53.61	54.00	-0.39	H	Average	Pass	Band Edge
7	802.11BE EHT20	01	4824.00	41.22	74.00	-32.78	V	PEAK	Pass	Harmonic
8	802.11BE EHT20	06	2386.96	53.10	54.00	-0.90	H	AVERAGE	Pass	Band Edge
8	802.11BE EHT20	06	7311.00	42.42	74.00	-31.58	V	PEAK	Pass	Harmonic
9	802.11BE EHT20	11	2483.92	53.80	54.00	-0.20	H	AVERAGE	Pass	Band Edge
9	802.11BE EHT20	11	7386.00	42.22	74.00	-31.78	H	PEAK	Pass	Harmonic
10	802.11BE EHT40	03	2381.63	48.75	54.00	-5.25	H	AVERAGE	Pass	Band Edge
10	802.11BE EHT40	03	7266.00	42.29	74.00	-31.71	H	PEAK	Pass	Harmonic
11	802.11BE EHT40	06	2483.50	53.61	54.00	-0.39	H	AVERAGE	Pass	Band Edge
11	802.11BE EHT40	06	7311.00	42.19	74.00	-31.81	V	PEAK	Pass	Harmonic
12	802.11BE EHT40	09	2483.50	50.20	54.00	-3.80	H	AVERAGE	Pass	Band Edge
12	802.11BE EHT40	09	7356.00	42.80	74.00	-31.20	H	PEAK	Pass	Harmonic
13	802.11BE EHT20	1	2389.95	53.29	54.00	-0.71	H	AVERAGE	Pass	Band Edge
13	802.11BE EHT20	1	-	-	-	-	-	-	-	Harmonic
14	802.11BE EHT20	11	2483.50	52.48	54.00	-1.52	H	AVERAGE	Pass	Band Edge
14	802.11BE EHT20	11	-	-	-	-	-	-	-	Harmonic
15	802.11g	2	2389.95	52.54	54.00	-1.46	H	AVERAGE	Pass	Band Edge
15	802.11g	2	-	-	-	-	-	-	-	Harmonic
16	802.11g	10	2483.50	53.26	54.00	-0.74	H	AVERAGE	Pass	Band Edge
16	802.11g	10	-	-	-	-	-	-	-	Harmonic
17	802.11BE EHT20	02	2389.95	52.16	54.00	-1.84	H	AVERAGE	Pass	Band Edge
17	802.11BE EHT20	02	-	-	-	-	-	-	-	Harmonic
18	802.11BE EHT20	3	2386.83	52.08	54.00	-1.92	H	AVERAGE	Pass	Band Edge
18	802.11BE EHT20	3	-	-	-	-	-	-	-	Harmonic
19	802.11BE EHT20	10	2483.50	53.64	54.00	-0.36	H	AVERAGE	Pass	Band Edge
19	802.11BE EHT20	10	-	-	-	-	-	-	-	Harmonic
20	802.11BE EHT20	9	2483.44	52.36	54.00	-1.64	H	Average	Pass	Band Edge

Radiated Spurious Emission Test plots

Mode	1	
	Band Edge	
	2400-2483.5_802.11b_CH01_2412MHz	
ANT	CDD 1S2T	
Pol.	Horizontal	Fundamental
Peak	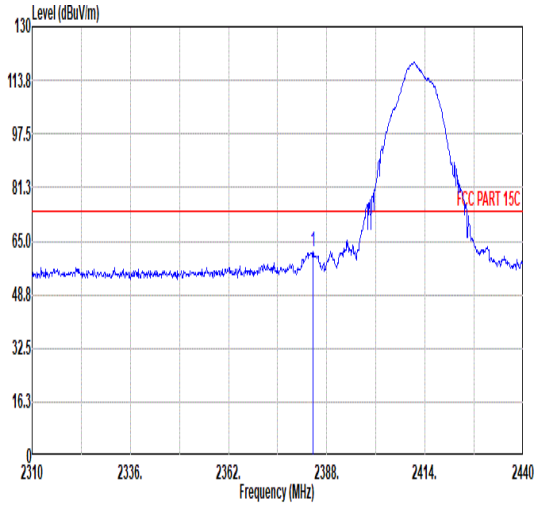 Freq Level Limit Line Over Limit Read Level Ant Factor Cable Loss Preamp Factor Aux Factor APos TPos Remark MHz dBuV/m dBuV/m dB dBuV dB/m dB dB dB cm deg 1 2384.36 61.84 74.00 -12.16 49.88 31.85 7.10 36.99 10.00 217 26 PEAK	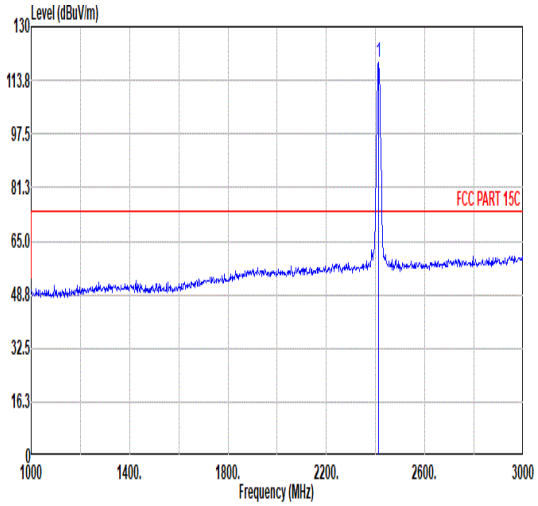 Freq Level Limit Line Over Limit Read Level Ant Factor Cable Loss Preamp Factor Aux Factor APos TPos Remark MHz dBuV/m dBuV/m dB dBuV dB/m dB dB dB cm deg 1 2412.00 119.12 ------ ------ 107.04 31.94 7.14 37.00 10.00 217 26 PEAK
Avg	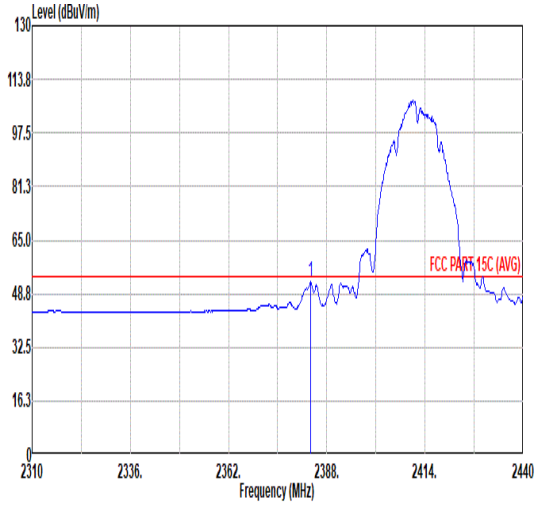 Freq Level Limit Line Over Limit Read Level Ant Factor Cable Loss Preamp Factor Aux Factor APos TPos Remark MHz dBuV/m dBuV/m dB dBuV dB/m dB dB dB cm deg 1 2383.71 52.30 54.00 -1.70 40.34 31.85 7.10 36.99 10.00 217 26 AVERAGE	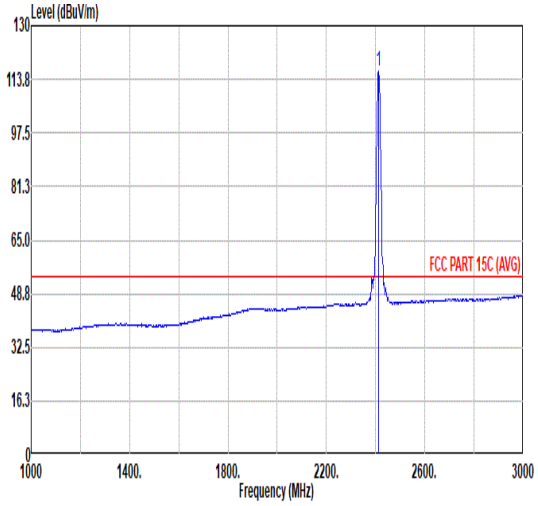 Freq Level Limit Line Over Limit Read Level Ant Factor Cable Loss Preamp Factor Aux Factor APos TPos Remark MHz dBuV/m dBuV/m dB dBuV dB/m dB dB dB cm deg 1 2412.00 116.34 ------ ------ 104.26 31.94 7.14 37.00 10.00 217 26 AVERAGE

Mode	1	
	Band Edge	
	2400-2483.5_802.11b_CH01_2412MHz	
ANT	CDD 1S2T	
Pol.	Vertical	Fundamental
Peak	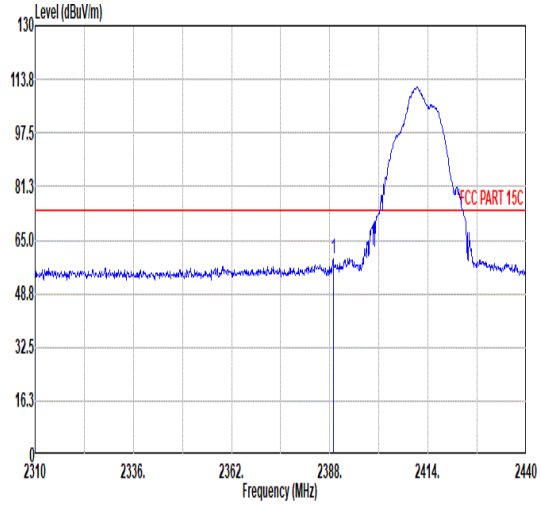 Freq Level Limit Line Over Limit Read Level Ant Factor Cable Loss Preamp Factor Aux Factor APos TPos Remark MHz dBuV/m dBuV/m dB dBuV dB/m dB dB dB cm deg 1 2388.91 59.12 74.00 -14.88 47.14 31.87 7.10 36.99 10.00 377 66 PEAK	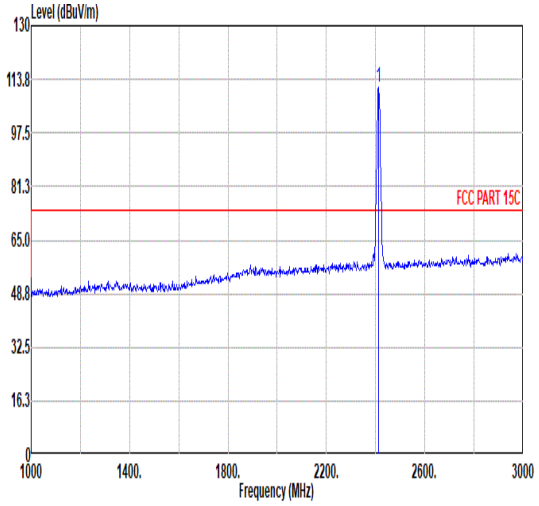 Freq Level Limit Line Over Limit Read Level Ant Factor Cable Loss Preamp Factor Aux Factor APos TPos Remark MHz dBuV/m dBuV/m dB dBuV dB/m dB dB dB cm deg 1 2412.00 111.38 ------ ------ 99.30 31.94 7.14 37.00 10.00 377 66 PEAK
Avg	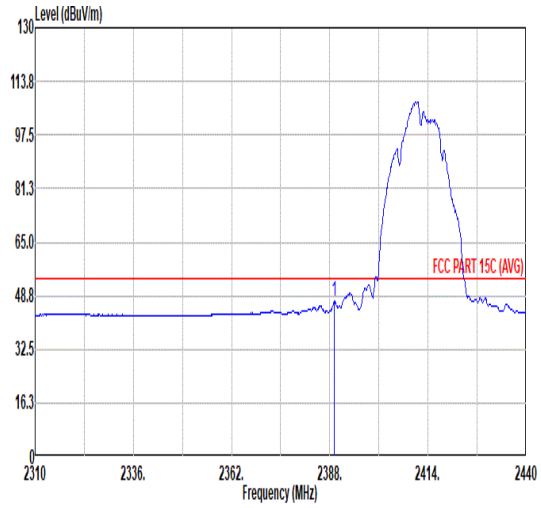 Freq Level Limit Line Over Limit Read Level Ant Factor Cable Loss Preamp Factor Aux Factor APos TPos Remark MHz dBuV/m dBuV/m dB dBuV dB/m dB dB dB cm deg 1 2389.17 46.88 54.00 -7.12 34.90 31.87 7.10 36.99 10.00 377 66 AVERAGE	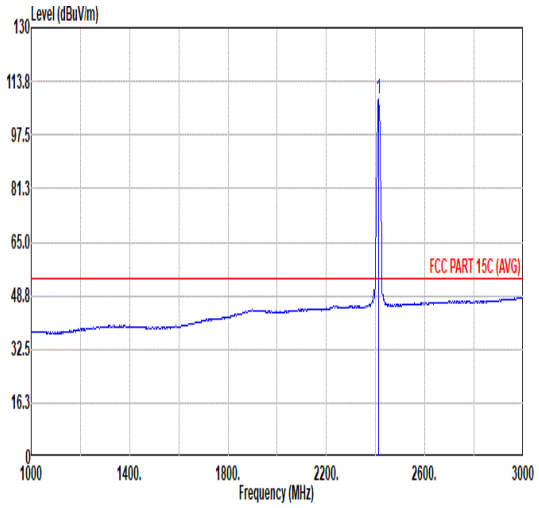 Freq Level Limit Line Over Limit Read Level Ant Factor Cable Loss Preamp Factor Aux Factor APos TPos Remark MHz dBuV/m dBuV/m dB dBuV dB/m dB dB dB cm deg 1 2412.00 108.60 ------ ------ 96.52 31.94 7.14 37.00 10.00 377 66 AVERAGE

Mode	1	
	Harmonic	
	2400-2483.5_802.11b_CH01_2412MHz	
ANT	CDD 1S2T	
Pol.	Horizontal	Vertical
Peak Avg	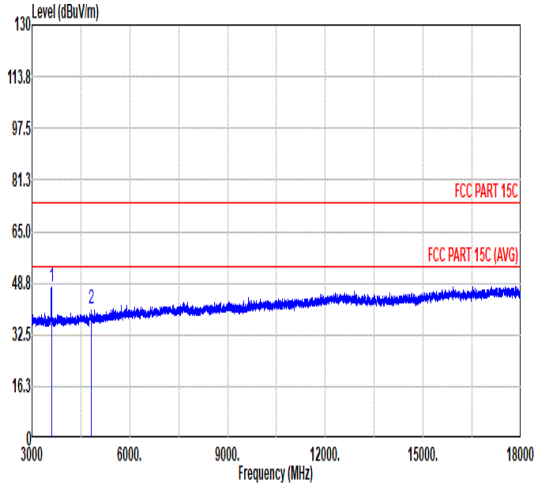 Freq Level Limit Line Over Limit Read Level Ant Factor Cable Loss Preamp Factor Aux Factor APos TPos Remark MHz dBuV/m dBuV/m dB dBuV dB/m dB dB dB cm deg 1 3597.00 47.60 97.47 -49.87 71.00 33.08 8.75 65.23 0.00 --- --- PEAK 2 4824.00 40.63 74.00 -33.37 61.89 33.90 10.23 65.39 0.00 --- --- PEAK	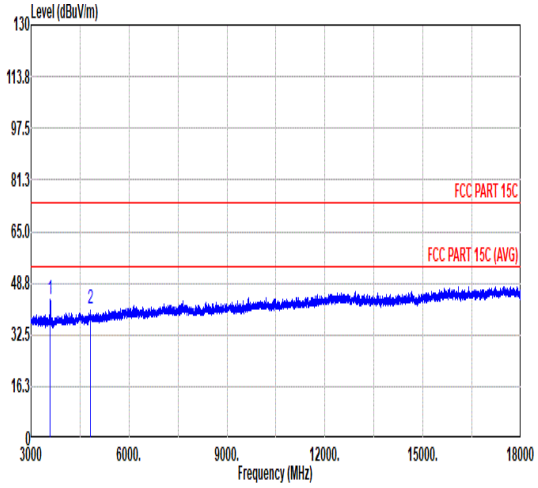 Freq Level Limit Line Over Limit Read Level Ant Factor Cable Loss Preamp Factor Aux Factor APos TPos Remark MHz dBuV/m dBuV/m dB dBuV dB/m dB dB dB cm deg 1 3583.00 43.84 90.24 -46.40 67.34 33.01 8.74 65.25 0.00 --- --- PEAK 2 4824.00 40.84 74.00 -33.16 62.10 33.90 10.23 65.39 0.00 --- --- PEAK

Mode	2	
	Band Edge - L	
	2400-2483.5_802.11b_CH06_2437MHz	
ANT	CDD 1S2T	
Pol.	Horizontal	Fundamental
Peak	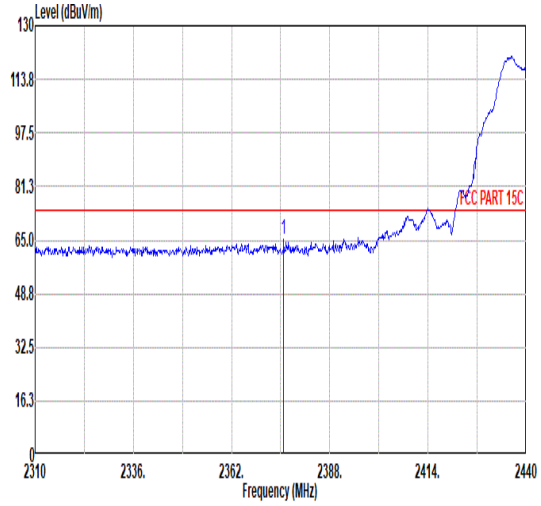 Freq Level Limit Line Over Limit Read Level Ant Factor Cable Loss Preamp Factor Aux Factor APos TPos Remark MHz dBuV/m dBuV/m dB dBuV dB/m dB dB dB cm deg 1 2375.78 65.20 74.00 -8.80 43.29 31.83 7.08 37.00 20.00 262 360 PEAK	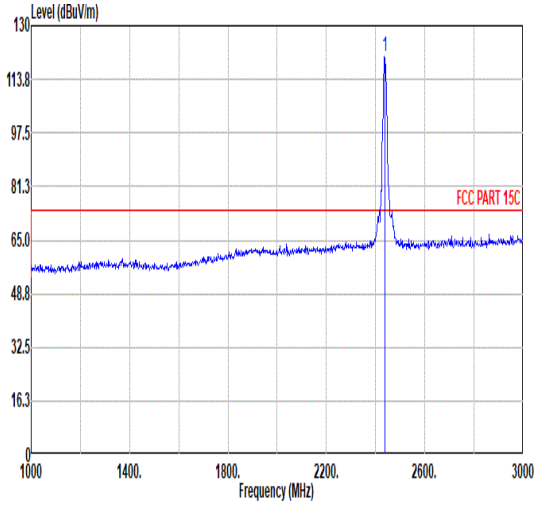 Freq Level Limit Line Over Limit Read Level Ant Factor Cable Loss Preamp Factor Aux Factor APos TPos Remark MHz dBuV/m dBuV/m dB dBuV dB/m dB dB dB cm deg 1 2437.00 120.45 ------ ------ 98.28 32.01 7.18 37.02 20.00 262 360 PEAK
Avg	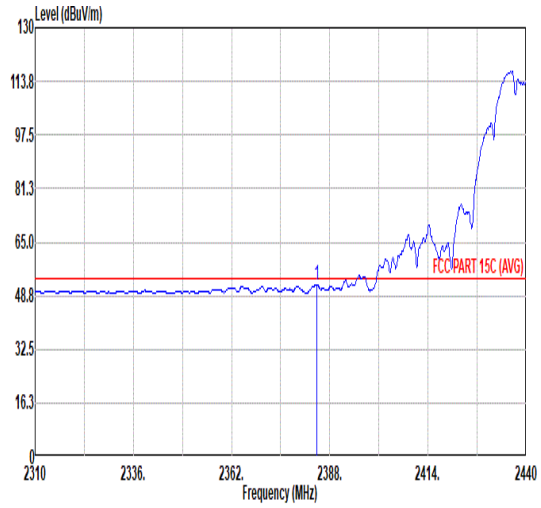 Freq Level Limit Line Over Limit Read Level Ant Factor Cable Loss Preamp Factor Aux Factor APos TPos Remark MHz dBuV/m dBuV/m dB dBuV dB/m dB dB dB cm deg 1 2384.49 51.91 54.00 -2.09 29.95 31.85 7.10 36.99 20.00 262 360 AVERAGE	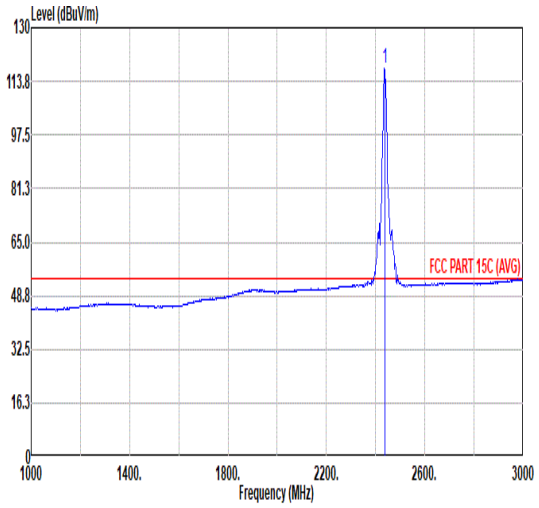 Freq Level Limit Line Over Limit Read Level Ant Factor Cable Loss Preamp Factor Aux Factor APos TPos Remark MHz dBuV/m dBuV/m dB dBuV dB/m dB dB dB cm deg 1 2437.00 117.70 ------ ------ 95.53 32.01 7.18 37.02 20.00 262 360 AVERAGE

Mode	2	
	Band Edge - R	
	2400-2483.5_802.11b_CH06_2437MHz	
ANT	CDD 1S2T	
Pol.	Horizontal	Fundamental
Peak	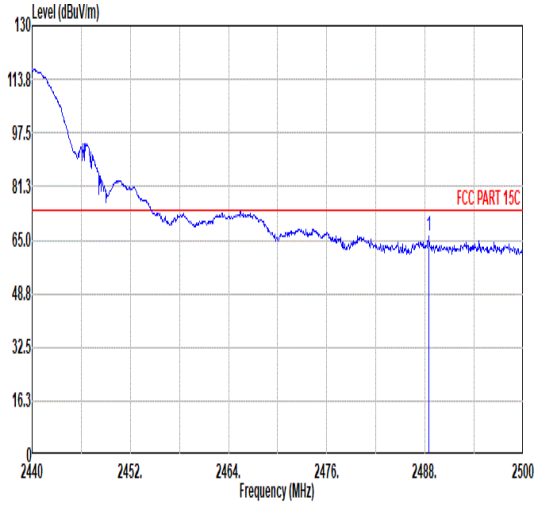 Freq Level Limit Line Over Limit Read Level Ant Factor Cable Loss Preamp Factor Aux Factor APos TPos Remark MHz dBuV/m dBuV/m dB dBuV dB/m dB dB dB cm deg 1 2488.48 66.07 74.00 -7.93 43.69 32.17 7.26 37.05 20.00 262 360 PEAK	Blank
Avg	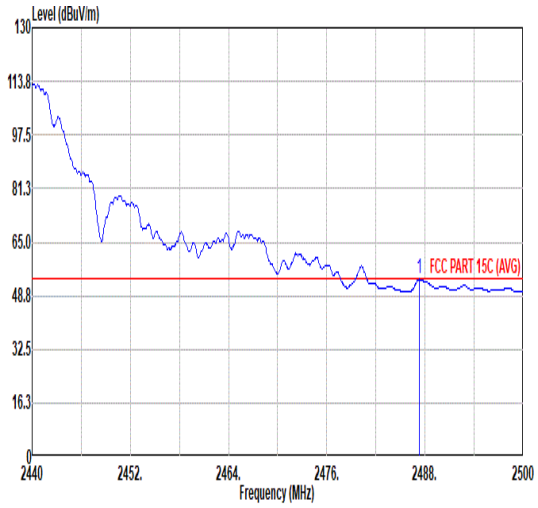 Freq Level Limit Line Over Limit Read Level Ant Factor Cable Loss Preamp Factor Aux Factor APos TPos Remark MHz dBuV/m dBuV/m dB dBuV dB/m dB dB dB cm deg 1 2487.28 53.72 54.00 -0.28 31.35 32.16 7.26 37.05 20.00 262 360 AVERAGE	Blank

Mode	2	
	Band Edge - L	
	2400-2483.5_802.11b_CH06_2437MHz	
ANT	CDD 1S2T	
Pol.	Vertical	Fundamental
Peak	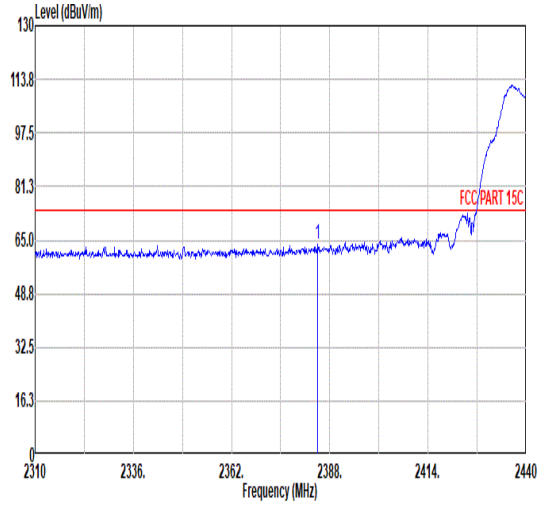 Freq Level Limit Line Over Limit Read Level Ant Factor Cable Loss Preamp Factor Aux Factor APos TPos Remark MHz dBuV/m dBuV/m dB dBuV dB/m dB dB dB cm deg 1 2384.75 63.54 74.00 -10.46 41.58 31.85 7.10 36.99 20.00 100 80 PEAK	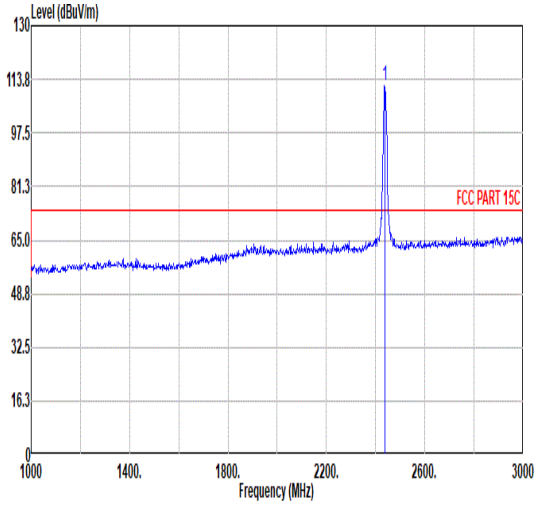 Freq Level Limit Line Over Limit Read Level Ant Factor Cable Loss Preamp Factor Aux Factor APos TPos Remark MHz dBuV/m dBuV/m dB dBuV dB/m dB dB dB cm deg 1 2437.00 112.03 ------ ------ 89.86 32.01 7.18 37.02 20.00 100 80 PEAK
Avg	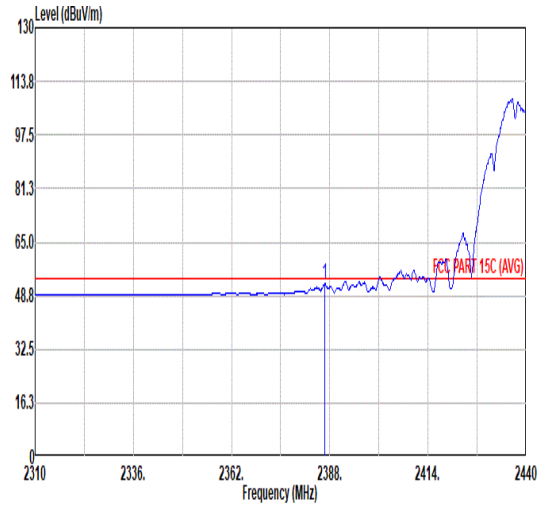 Freq Level Limit Line Over Limit Read Level Ant Factor Cable Loss Preamp Factor Aux Factor APos TPos Remark MHz dBuV/m dBuV/m dB dBuV dB/m dB dB dB cm deg 1 2386.70 52.38 54.00 -1.62 30.41 31.86 7.10 36.99 20.00 100 80 AVERAGE	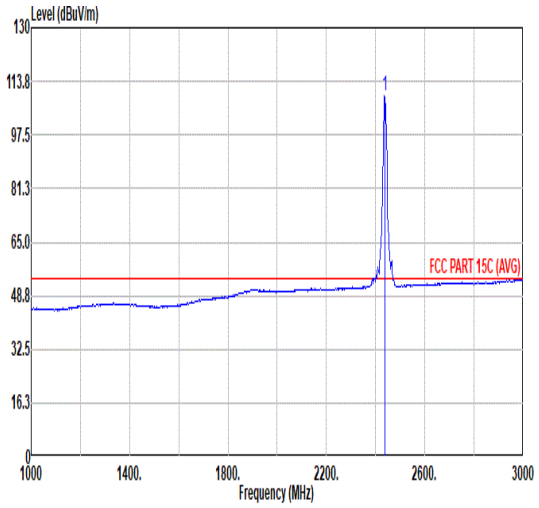 Freq Level Limit Line Over Limit Read Level Ant Factor Cable Loss Preamp Factor Aux Factor APos TPos Remark MHz dBuV/m dBuV/m dB dBuV dB/m dB dB dB cm deg 1 2437.00 109.36 ------ ------ 87.19 32.01 7.18 37.02 20.00 100 80 AVERAGE

Mode	2	
	Band Edge - R	
	2400-2483.5_802.11b_CH06_2437MHz	
ANT	CDD 1S2T	
Pol.	Vertical	Fundamental
Peak	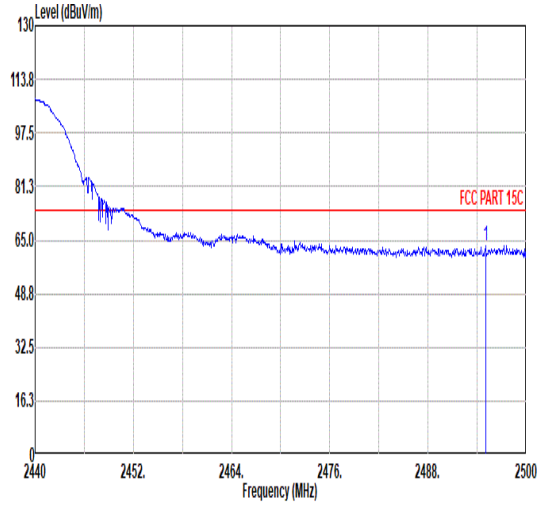 Freq Level Limit Line Over Limit Read Level Ant Factor Cable Loss Preamp Factor Aux Factor APos TPos Remark MHz dBuV/m dBuV/m dB dBuV dB/m dB dB dB cm deg 1 2495.02 63.47 74.00 -10.53 41.06 32.19 7.28 37.06 20.00 100 80 PEAK	Blank
Avg	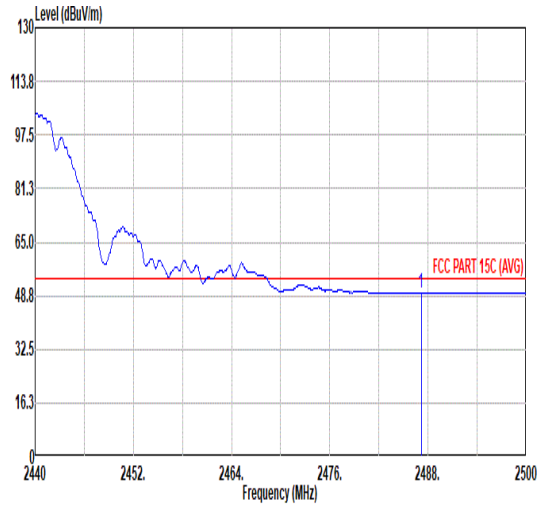 Freq Level Limit Line Over Limit Read Level Ant Factor Cable Loss Preamp Factor Aux Factor APos TPos Remark MHz dBuV/m dBuV/m dB dBuV dB/m dB dB dB cm deg 1 2487.16 49.65 54.00 -4.35 27.28 32.16 7.26 37.05 20.00 100 80 AVERAGE	Blank

Mode	2	
	Harmonic	
	2400-2483.5_802.11b_CH06_2437MHz	
ANT	CDD 1S2T	
Pol.	Horizontal	Vertical
Peak Avg	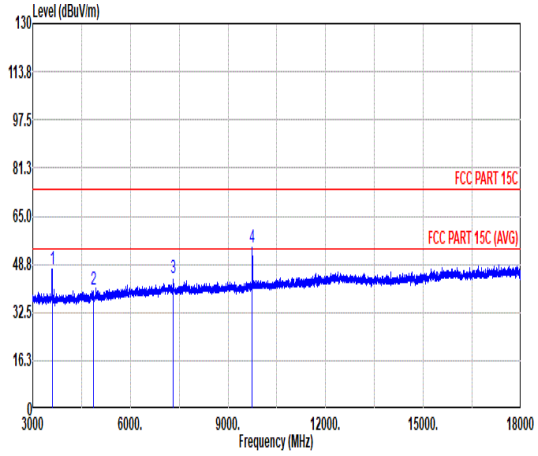 Freq Level Limit Line Over Limit Read Level Ant Factor Cable Loss Preamp Factor Aux Factor APos TPos Remark MHz dBuV/m dBuV/m dB dBuV dB/m dB dB dB cm deg 1 3595.00 47.14 97.84 -50.70 70.55 33.08 8.75 65.24 0.00 --- --- PEAK 2 4874.00 40.31 74.00 -33.69 61.67 33.90 10.29 65.55 0.00 --- --- PEAK 3 7311.00 44.35 74.00 -29.65 62.02 35.59 12.72 65.98 0.00 --- --- PEAK 4 9748.00 54.35 97.84 -43.49 69.36 36.85 14.99 66.85 0.00 --- --- PEAK	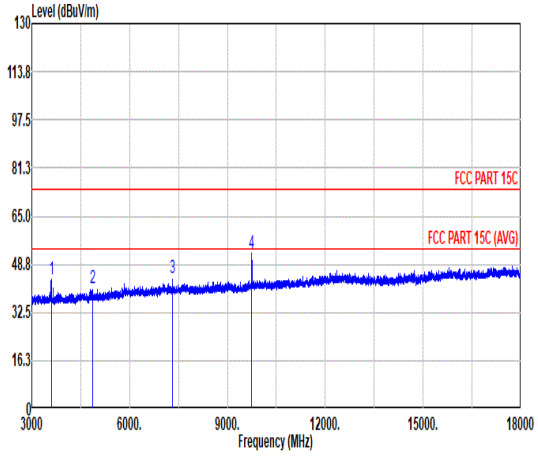 Freq Level Limit Line Over Limit Read Level Ant Factor Cable Loss Preamp Factor Aux Factor APos TPos Remark MHz dBuV/m dBuV/m dB dBuV dB/m dB dB dB cm deg 1 3595.00 43.44 91.65 -48.21 66.85 33.08 8.75 65.24 0.00 --- --- PEAK 2 4874.00 40.66 74.00 -33.34 62.02 33.90 10.29 65.55 0.00 --- --- PEAK 3 7311.00 44.30 74.00 -29.70 61.97 35.59 12.72 65.98 0.00 --- --- PEAK 4 9748.00 52.31 91.65 -39.34 67.32 36.85 14.99 66.85 0.00 --- --- PEAK

Mode	3	
	Band Edge	
	2400-2483.5_802.11b_CH11_2462MHz	
ANT	CDD 1S2T	
Pol.	Horizontal	Fundamental
Peak	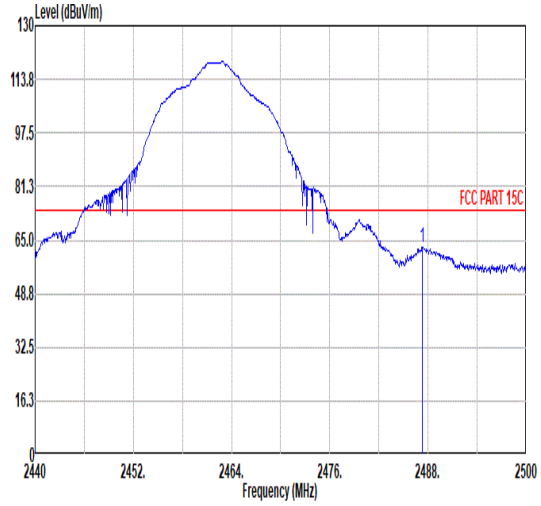 Freq Level Limit Line Over Limit Read Level Ant Factor Cable Loss Preamp Factor Aux Factor APos TPos Remark MHz dBuV/m dBuV/m dB dBuV dB/m dB dB dB cm deg 1 2487.28 62.80 74.00 -11.20 50.43 32.16 7.26 37.05 10.00 100 201 PEAK	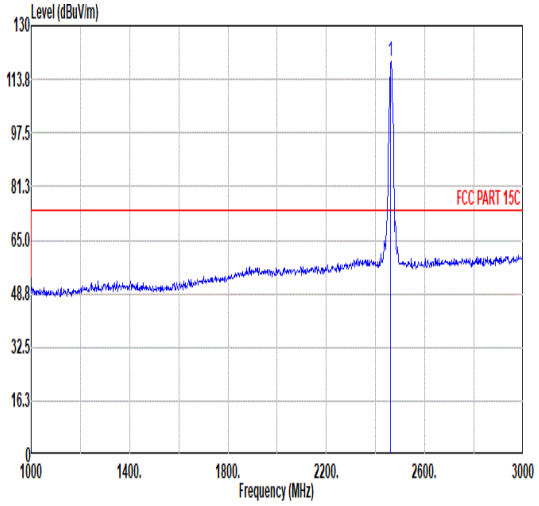 Freq Level Limit Line Over Limit Read Level Ant Factor Cable Loss Preamp Factor Aux Factor APos TPos Remark MHz dBuV/m dBuV/m dB dBuV dB/m dB dB dB cm deg 1 2462.00 119.13 ------ ------ 106.85 32.09 7.22 37.03 10.00 100 201 PEAK
Avg	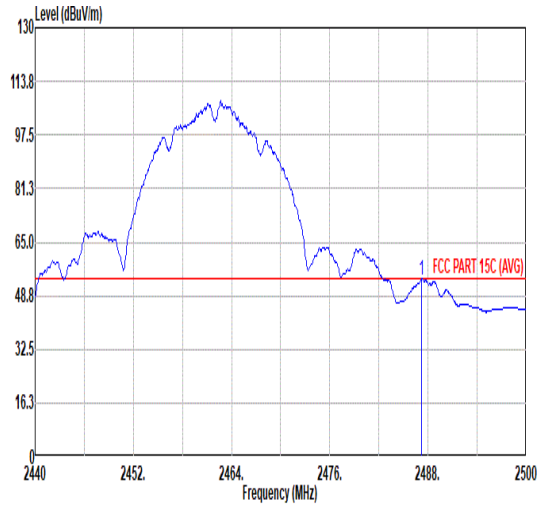 Freq Level Limit Line Over Limit Read Level Ant Factor Cable Loss Preamp Factor Aux Factor APos TPos Remark MHz dBuV/m dBuV/m dB dBuV dB/m dB dB dB cm deg 1 2487.22 53.70 54.00 -0.30 41.33 32.16 7.26 37.05 10.00 100 201 AVERAGE	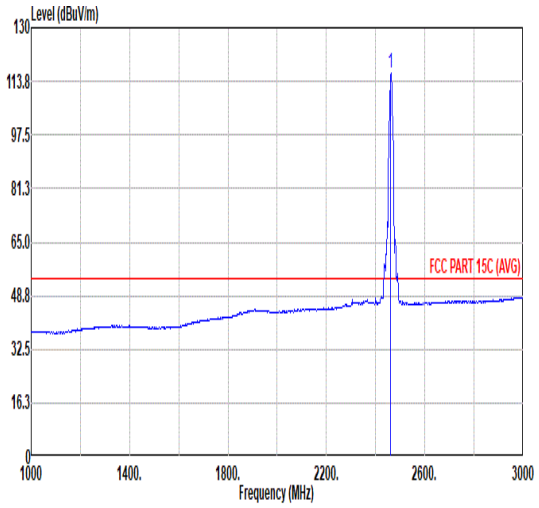 Freq Level Limit Line Over Limit Read Level Ant Factor Cable Loss Preamp Factor Aux Factor APos TPos Remark MHz dBuV/m dBuV/m dB dBuV dB/m dB dB dB cm deg 1 2462.00 116.36 ------ ------ 104.08 32.09 7.22 37.03 10.00 100 201 AVERAGE

Mode	3	
	Band Edge	
	2400-2483.5_802.11b_CH11_2462MHz	
ANT	CDD 1S2T	
Pol.	Vertical	Fundamental
Peak	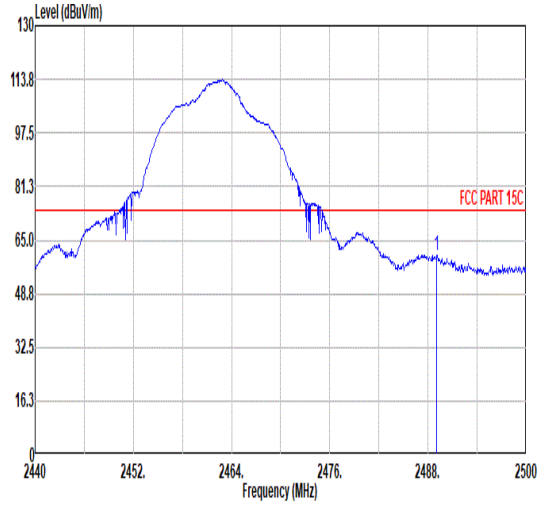 Freq Level Limit Line Over Limit Read Level Ant Factor Cable Loss Preamp Factor Aux Factor APos TPos Remark MHz dBuV/m dBuV/m dB dBuV dB/m dB dB dB cm deg 1 2489.08 60.39 74.00 -13.61 48.00 32.17 7.27 37.05 10.00 387 292 PEAK	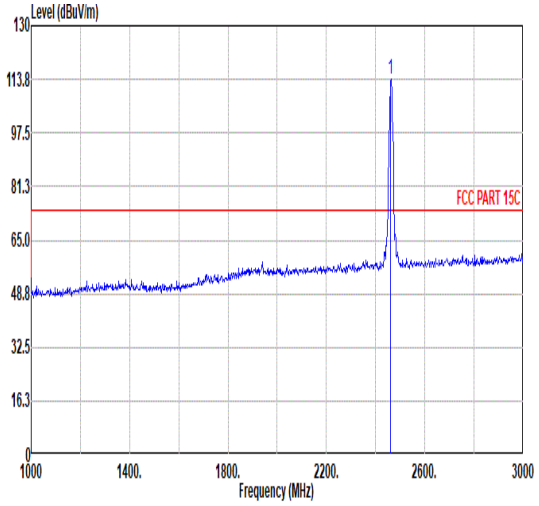 Freq Level Limit Line Over Limit Read Level Ant Factor Cable Loss Preamp Factor Aux Factor APos TPos Remark MHz dBuV/m dBuV/m dB dBuV dB/m dB dB dB cm deg 1 2462.00 113.59 ------ ------ 101.31 32.09 7.22 37.03 10.00 387 292 PEAK
Avg	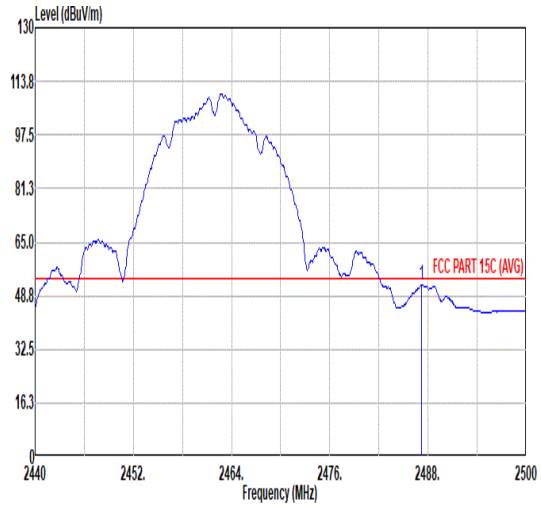 Freq Level Limit Line Over Limit Read Level Ant Factor Cable Loss Preamp Factor Aux Factor APos TPos Remark MHz dBuV/m dBuV/m dB dBuV dB/m dB dB dB cm deg 1 2487.22 52.06 54.00 -1.94 39.69 32.16 7.26 37.05 10.00 387 292 AVERAGE	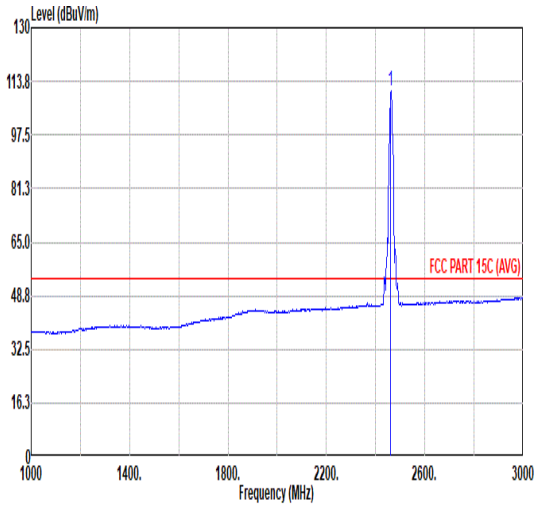 Freq Level Limit Line Over Limit Read Level Ant Factor Cable Loss Preamp Factor Aux Factor APos TPos Remark MHz dBuV/m dBuV/m dB dBuV dB/m dB dB dB cm deg 1 2462.00 111.03 ------ ------ 98.75 32.09 7.22 37.03 10.00 387 292 AVERAGE

Mode	3	
	Harmonic	
	2400-2483.5_802.11b_CH11_2462MHz	
ANT	CDD 1S2T	
Pol.	Horizontal	Vertical
Peak Avg	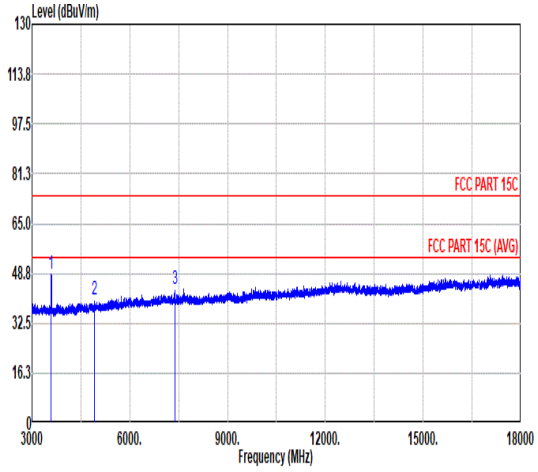 Freq Level Limit Line Over Limit Read Level Ant Factor Cable Loss Preamp Factor Aux Factor APos TPos Remark MHz dBuV/m dBuV/m dB dBuV dB/m dB dB dB cm deg 1 3588.00 48.54 96.80 -48.26 72.01 33.04 8.74 65.25 0.00 --- --- PEAK 2 4924.00 39.99 74.00 -34.01 61.29 33.90 10.35 65.55 0.00 --- --- PEAK 3 7386.00 43.57 74.00 -30.43 61.48 35.51 12.73 66.15 0.00 --- --- PEAK	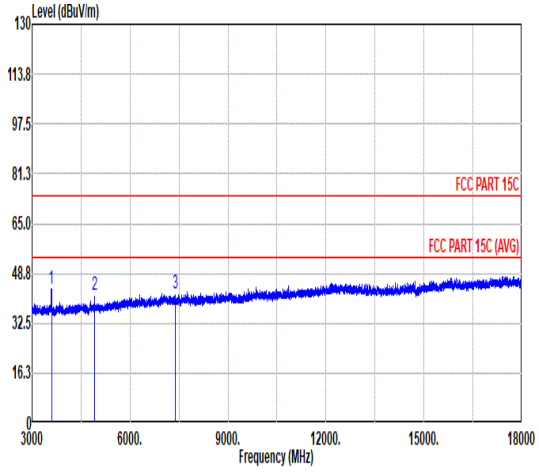 Freq Level Limit Line Over Limit Read Level Ant Factor Cable Loss Preamp Factor Aux Factor APos TPos Remark MHz dBuV/m dBuV/m dB dBuV dB/m dB dB dB cm deg 1 3594.00 43.77 88.92 -45.15 67.19 33.07 8.75 65.24 0.00 --- --- PEAK 2 4924.00 41.53 74.00 -32.47 62.83 33.90 10.35 65.55 0.00 --- --- PEAK 3 7386.00 42.37 74.00 -31.63 60.28 35.51 12.73 66.15 0.00 --- --- PEAK

Mode	4	
	Band Edge	
	2400-2483.5_802.11g_CH01_2412MHz	
ANT	CDD 1S2T	
Pol.	Horizontal	Fundamental
Peak	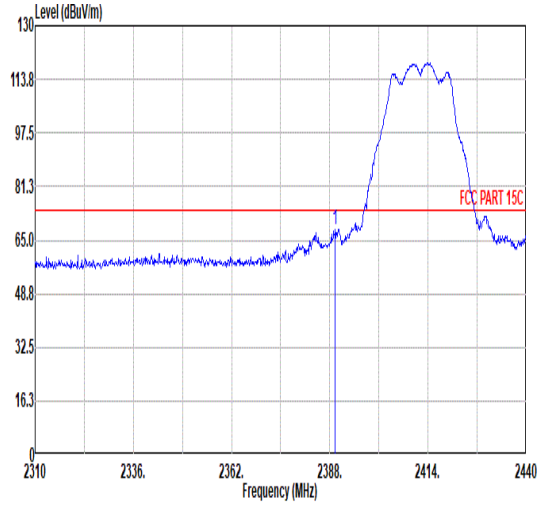 Freq Level Limit Line Over Limit Read Level Ant Factor Cable Loss Preamp Factor Aux Factor APos TPos Remark MHz dBuV/m dBuV/m dB dBuV dB/m dB dB dB cm deg 1 2389.43 68.32 74.00 -5.68 56.34 31.87 7.10 36.99 10.00 122 200 PEAK	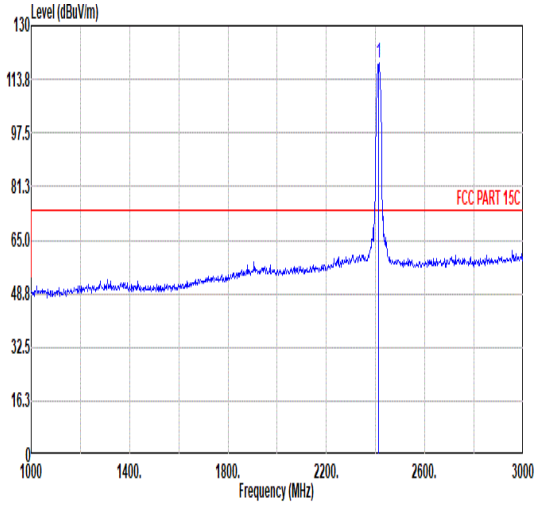 Freq Level Limit Line Over Limit Read Level Ant Factor Cable Loss Preamp Factor Aux Factor APos TPos Remark MHz dBuV/m dBuV/m dB dBuV dB/m dB dB dB cm deg 1 2412.00 118.52 ------ ------ 106.44 31.94 7.14 37.00 10.00 122 200 PEAK
Avg	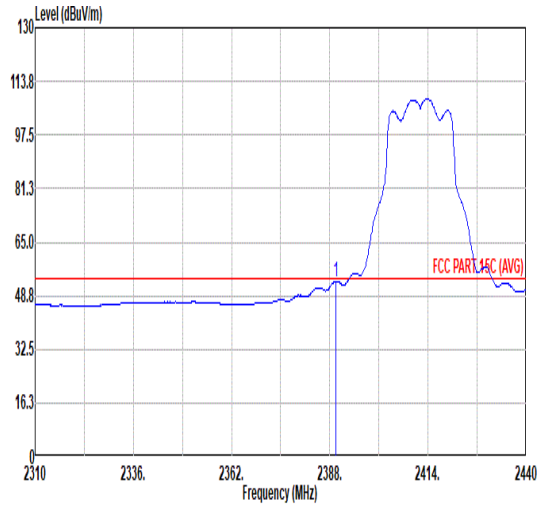 Freq Level Limit Line Over Limit Read Level Ant Factor Cable Loss Preamp Factor Aux Factor APos TPos Remark MHz dBuV/m dBuV/m dB dBuV dB/m dB dB dB cm deg 1 2389.69 53.01 54.00 -0.99 41.02 31.87 7.11 36.99 10.00 122 200 AVERAGE	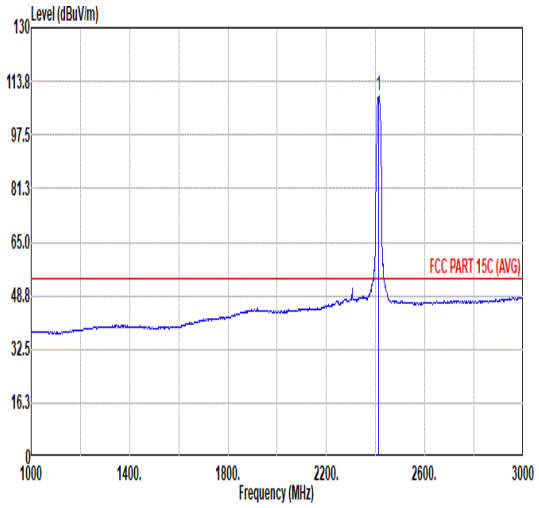 Freq Level Limit Line Over Limit Read Level Ant Factor Cable Loss Preamp Factor Aux Factor APos TPos Remark MHz dBuV/m dBuV/m dB dBuV dB/m dB dB dB cm deg 1 2412.00 109.44 ------ ------ 97.36 31.94 7.14 37.00 10.00 122 200 AVERAGE

Mode	4	
	Band Edge	
	2400-2483.5_802.11g_CH01_2412MHz	
ANT	CDD 1S2T	
Pol.	Vertical	Fundamental
Peak	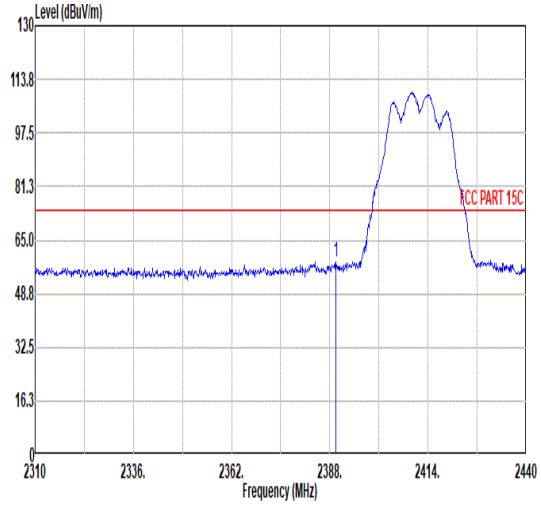 Freq Level Limit Line Over Limit Read Level Ant Factor Cable Loss Preamp Factor Aux Factor APos TPos Remark MHz dBuV/m dBuV/m dB dBuV dB/m dB dB dB cm deg 1 2389.56 58.49 74.00 -15.51 46.51 31.87 7.10 36.99 10.00 100 285 PEAK	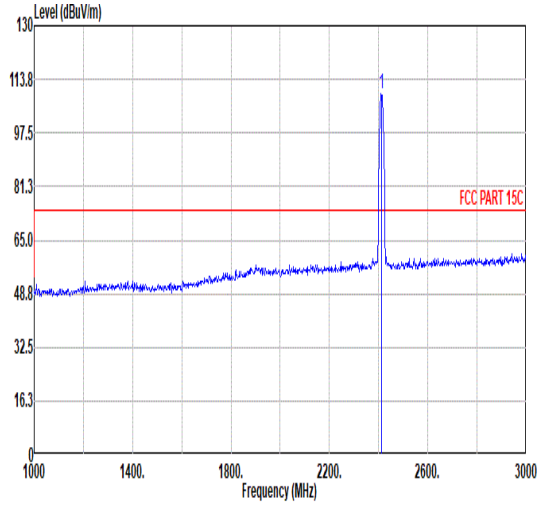 Freq Level Limit Line Over Limit Read Level Ant Factor Cable Loss Preamp Factor Aux Factor APos TPos Remark MHz dBuV/m dBuV/m dB dBuV dB/m dB dB dB cm deg 1 2412.00 109.64 ------ ------ 97.57 31.93 7.14 37.00 10.00 100 285 PEAK
Avg	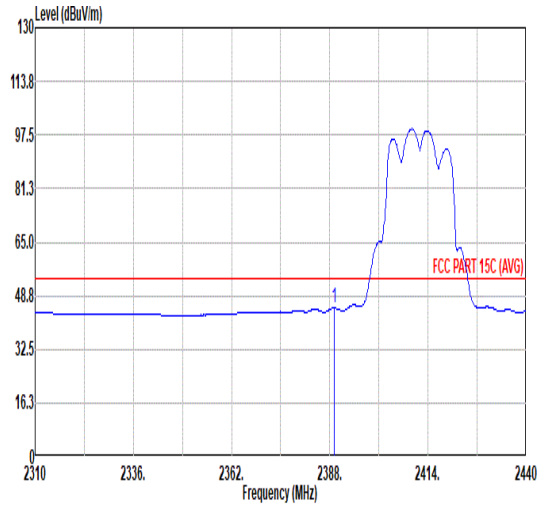 Freq Level Limit Line Over Limit Read Level Ant Factor Cable Loss Preamp Factor Aux Factor APos TPos Remark MHz dBuV/m dBuV/m dB dBuV dB/m dB dB dB cm deg 1 2389.17 45.08 54.00 -8.92 33.10 31.87 7.10 36.99 10.00 100 285 AVERAGE	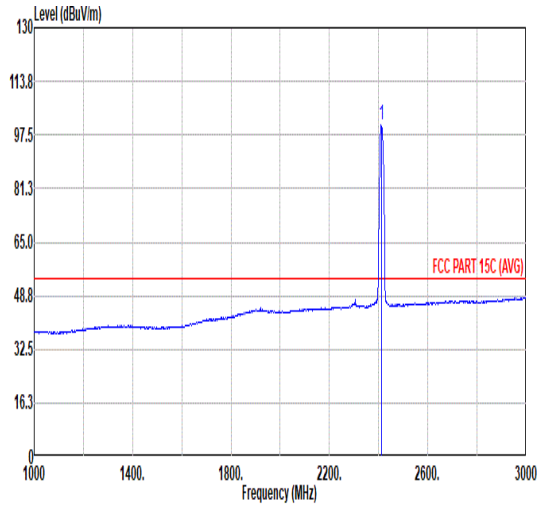 Freq Level Limit Line Over Limit Read Level Ant Factor Cable Loss Preamp Factor Aux Factor APos TPos Remark MHz dBuV/m dBuV/m dB dBuV dB/m dB dB dB cm deg 1 2412.00 100.50 ------ ------ 88.43 31.93 7.14 37.00 10.00 100 285 AVERAGE

Mode	4	
	Harmonic	
	2400-2483.5_802.11g_CH01_2412MHz	
ANT	CDD 1S2T	
Pol.	Horizontal	Vertical
Peak Avg	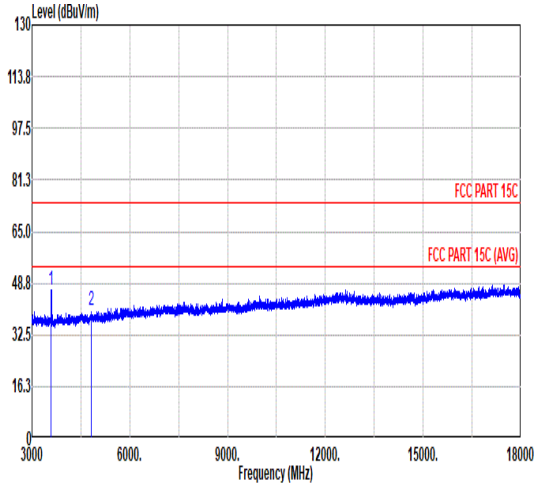 Freq Level Limit Line Over Limit Read Level Ant Factor Cable Loss Preamp Factor Aux Factor APos TPos Remark MHz dBuV/m dBuV/m dB dBuV dB/m dB dB dB cm deg 1 3591.00 46.74 93.77 -47.03 70.17 33.06 8.75 65.24 0.00 --- --- PEAK 2 4824.00 40.34 74.00 -33.66 61.60 33.90 10.23 65.39 0.00 --- --- PEAK	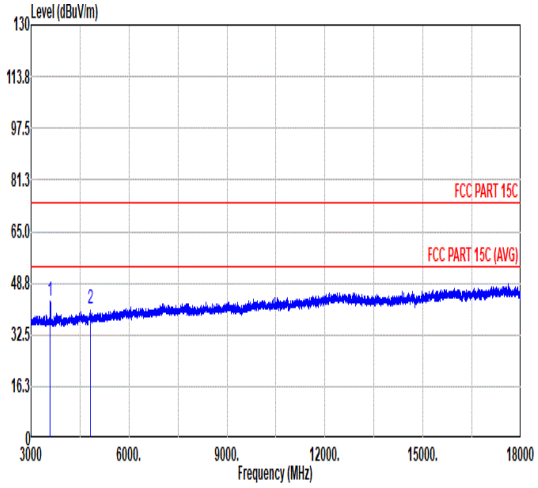 Freq Level Limit Line Over Limit Read Level Ant Factor Cable Loss Preamp Factor Aux Factor APos TPos Remark MHz dBuV/m dBuV/m dB dBuV dB/m dB dB dB cm deg 1 3585.00 42.98 82.86 -39.88 66.46 33.03 8.74 65.25 0.00 --- --- PEAK 2 4824.00 40.81 74.00 -33.19 62.07 33.90 10.23 65.39 0.00 --- --- PEAK

Mode	5	
	Band Edge - L	
	2400-2483.5_802.11g_CH06_2437MHz	
ANT	CDD 1S2T	
Pol.	Horizontal	Fundamental
Peak	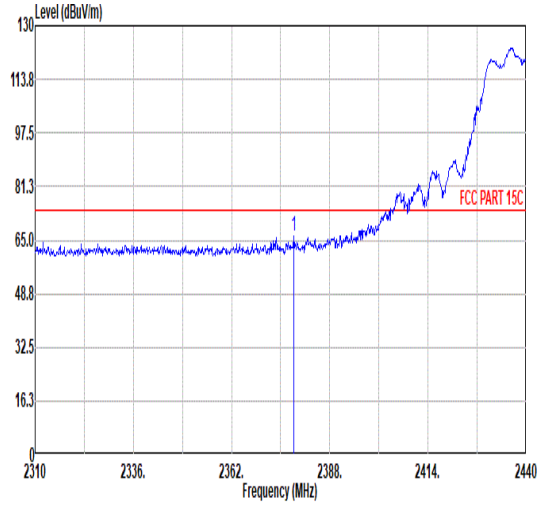 Freq Level Limit Line Over Limit Read Level Ant Factor Cable Loss Preamp Factor Aux Factor APos TPos Remark MHz dBuV/m dBuV/m dB dBuV dB/m dB dB dB cm deg 1 2378.51 66.07 74.00 -7.93 44.14 31.84 7.09 37.00 20.00 268 18 PEAK	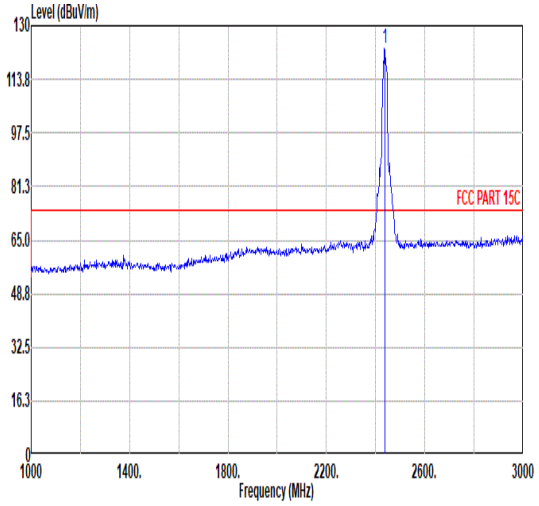 Freq Level Limit Line Over Limit Read Level Ant Factor Cable Loss Preamp Factor Aux Factor APos TPos Remark MHz dBuV/m dBuV/m dB dBuV dB/m dB dB dB cm deg 1 2437.00 123.25 ------ ------ 101.08 32.01 7.18 37.02 20.00 268 18 PEAK
Avg	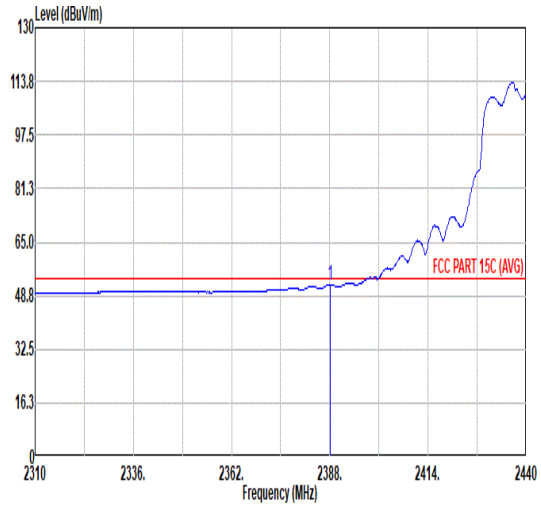 Freq Level Limit Line Over Limit Read Level Ant Factor Cable Loss Preamp Factor Aux Factor APos TPos Remark MHz dBuV/m dBuV/m dB dBuV dB/m dB dB dB cm deg 1 2388.13 52.24 54.00 -1.76 30.27 31.86 7.10 36.99 20.00 268 18 AVERAGE	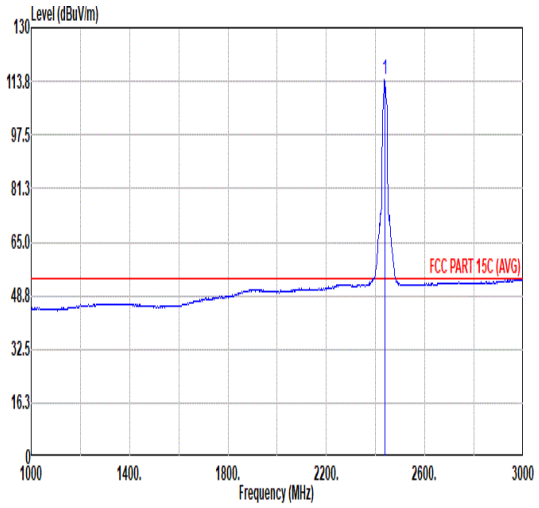 Freq Level Limit Line Over Limit Read Level Ant Factor Cable Loss Preamp Factor Aux Factor APos TPos Remark MHz dBuV/m dBuV/m dB dBuV dB/m dB dB dB cm deg 1 2437.00 114.20 ------ ------ 92.03 32.01 7.18 37.02 20.00 268 18 AVERAGE

Mode	5	
	Band Edge - R	
	2400-2483.5_802.11g_CH06_2437MHz	
ANT	CDD 1S2T	
Pol.	Horizontal	Fundamental
Peak	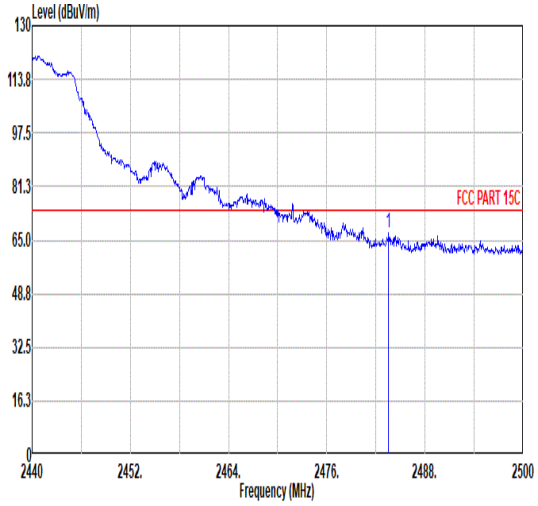 Freq Level Limit Line Over Limit Read Level Ant Factor Cable Loss Preamp Factor Aux Factor APos TPos Remark MHz dBuV/m dBuV/m dB dBuV dB/m dB dB dB cm deg 1 2483.56 67.26 74.00 -6.74 44.90 32.15 7.26 37.05 20.00 268 18 PEAK	Blank
Avg	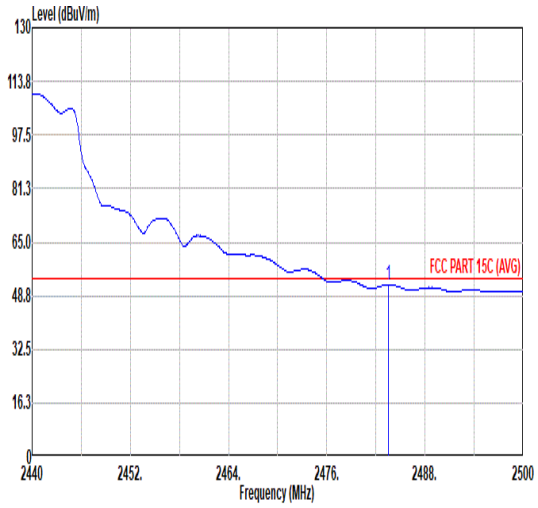 Freq Level Limit Line Over Limit Read Level Ant Factor Cable Loss Preamp Factor Aux Factor APos TPos Remark MHz dBuV/m dBuV/m dB dBuV dB/m dB dB dB cm deg 1 2483.50 52.16 54.00 -1.84 29.80 32.15 7.26 37.05 20.00 268 18 AVERAGE	Blank

Mode	5	
	Band Edge - L	
	2400-2483.5_802.11g_CH06_2437MHz	
ANT	CDD 1S2T	
Pol.	Vertical	Fundamental
Peak	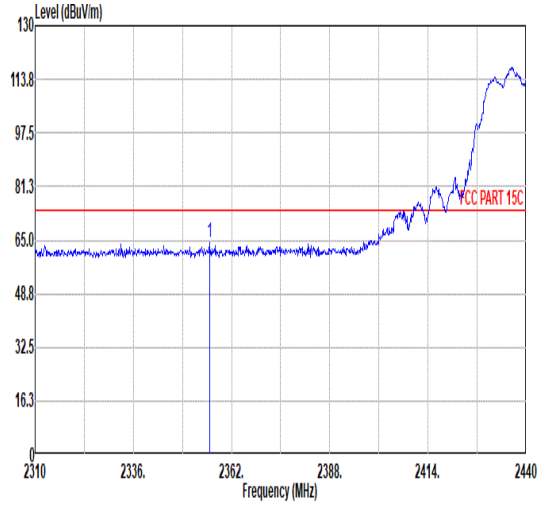 Freq Level Limit Line Over Limit Read Level Ant Factor Cable Loss Preamp Factor Aux Factor APos TPos Remark MHz dBuV/m dBuV/m dB dBuV dB/m dB dB dB cm deg 1 2356.15 64.14 74.00 -9.86 42.32 31.77 7.05 37.00 20.00 399 292 PEAK	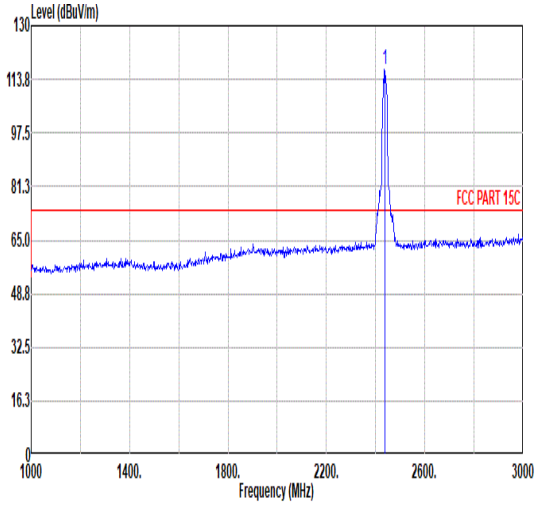 Freq Level Limit Line Over Limit Read Level Ant Factor Cable Loss Preamp Factor Aux Factor APos TPos Remark MHz dBuV/m dBuV/m dB dBuV dB/m dB dB dB cm deg 1 2437.00 116.95 ------ ------ 94.78 32.01 7.18 37.02 20.00 399 292 PEAK
Avg	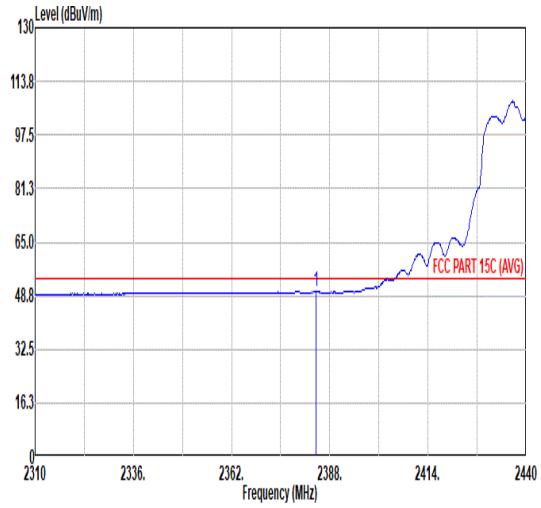 Freq Level Limit Line Over Limit Read Level Ant Factor Cable Loss Preamp Factor Aux Factor APos TPos Remark MHz dBuV/m dBuV/m dB dBuV dB/m dB dB dB cm deg 1 2384.36 49.88 54.00 -4.12 27.92 31.85 7.10 36.99 20.00 399 292 AVERAGE	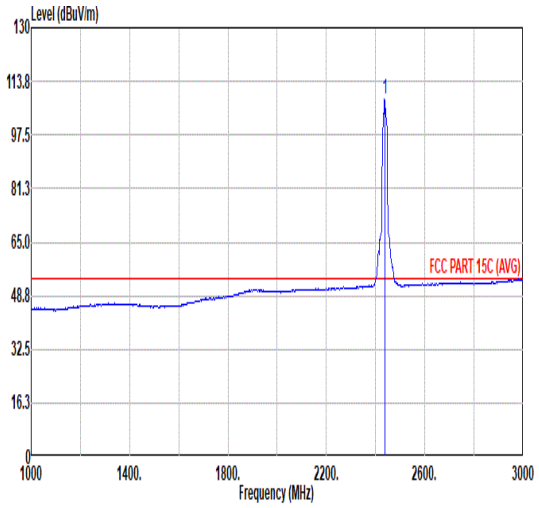 Freq Level Limit Line Over Limit Read Level Ant Factor Cable Loss Preamp Factor Aux Factor APos TPos Remark MHz dBuV/m dBuV/m dB dBuV dB/m dB dB dB cm deg 1 2437.00 108.43 ------ ------ 86.26 32.01 7.18 37.02 20.00 399 292 AVERAGE

Mode	5	
	Band Edge - R	
	2400-2483.5_802.11g_CH06_2437MHz	
ANT	CDD 1S2T	
Pol.	Vertical	Fundamental
Peak	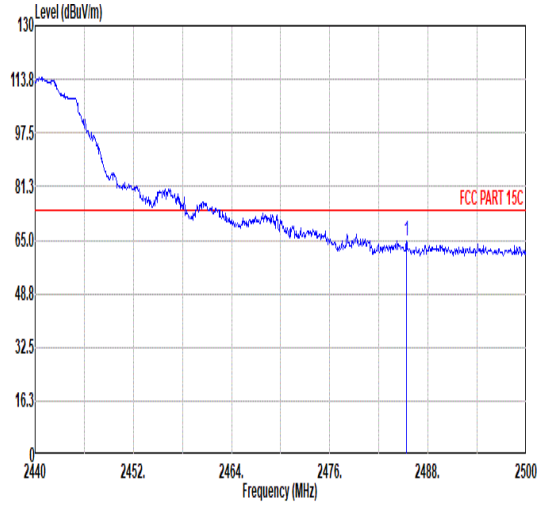 Freq Level Limit Line Over Limit Read Level Ant Factor Cable Loss Preamp Factor Aux Factor APos TPos Remark MHz dBuV/m dBuV/m dB dBuV dB/m dB dB dB cm deg 1 2485.36 64.74 74.00 -9.26 42.37 32.16 7.26 37.05 20.00 399 292 PEAK	Blank
Avg	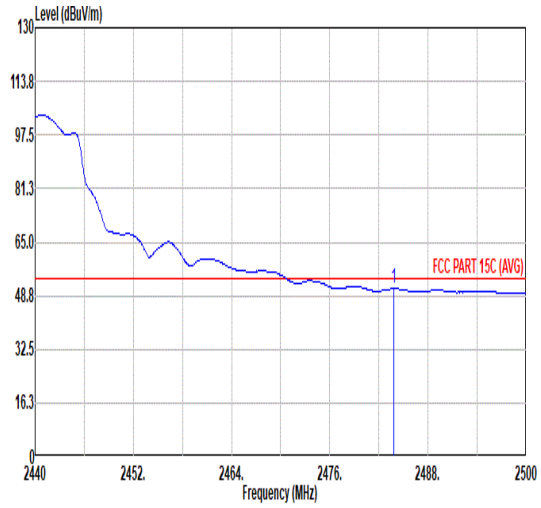 Freq Level Limit Line Over Limit Read Level Ant Factor Cable Loss Preamp Factor Aux Factor APos TPos Remark MHz dBuV/m dBuV/m dB dBuV dB/m dB dB dB cm deg 1 2483.80 50.92 54.00 -3.08 28.56 32.15 7.26 37.05 20.00 399 292 AVERAGE	Blank

Mode	5	
	Harmonic	
	2400-2483.5_802.11g_CH06_2437MHz	
ANT	CDD 1S2T	
Pol.	Horizontal	Vertical
Peak Avg	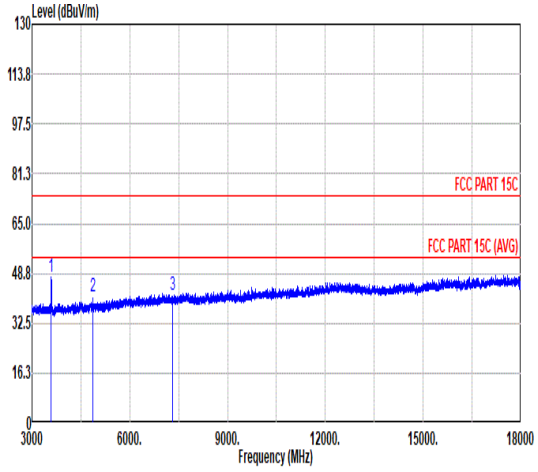 Freq Level Limit Line Over Limit Read Level Ant Factor Cable Loss Preamp Factor Aux Factor APos TPos Remark MHz dBuV/m dBuV/m dB dBuV dB/m dB dB dB cm deg 1 3592.00 47.50 96.00 -48.50 70.93 33.06 8.75 65.24 0.00 --- --- PEAK 2 4874.00 41.29 74.00 -32.71 62.65 33.90 10.29 65.55 0.00 --- --- PEAK 3 7311.00 41.83 74.00 -32.17 59.50 35.59 12.72 65.98 0.00 --- --- PEAK	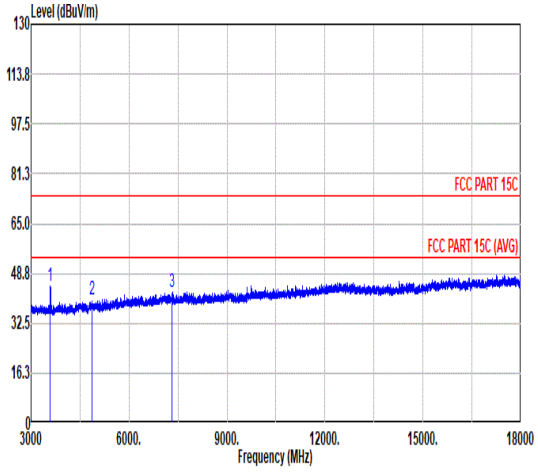 Freq Level Limit Line Over Limit Read Level Ant Factor Cable Loss Preamp Factor Aux Factor APos TPos Remark MHz dBuV/m dBuV/m dB dBuV dB/m dB dB dB cm deg 1 3589.00 44.46 86.54 -42.08 67.93 33.04 8.74 65.25 0.00 --- --- PEAK 2 4874.00 40.08 74.00 -33.92 61.44 33.90 10.29 65.55 0.00 --- --- PEAK 3 7311.00 42.92 74.00 -31.08 60.59 35.59 12.72 65.98 0.00 --- --- PEAK

Mode	6	
	Band Edge	
	2400-2483.5_802.11g_CH11_2462MHz	
ANT	CDD 1S2T	
Pol.	Horizontal	Fundamental
Peak	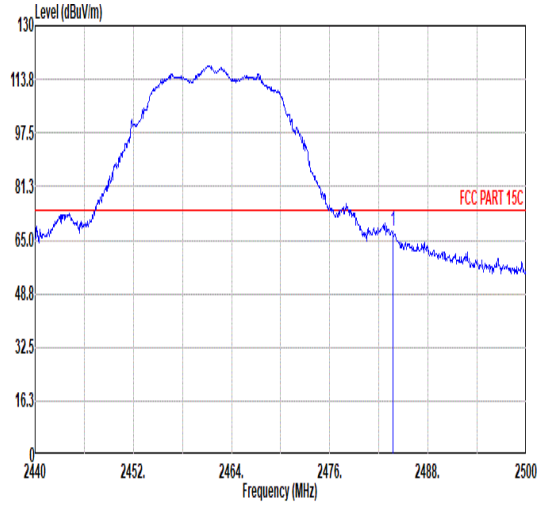 Freq Level Limit Line Over Limit Read Level Ant Factor Cable Loss Preamp Factor Aux Factor APos TPos Remark MHz dBuV/m dBuV/m dB dBuV dB/m dB dB dB cm deg 1 2483.68 67.92 74.00 -6.08 55.56 32.15 7.26 37.05 10.00 100 198 PEAK	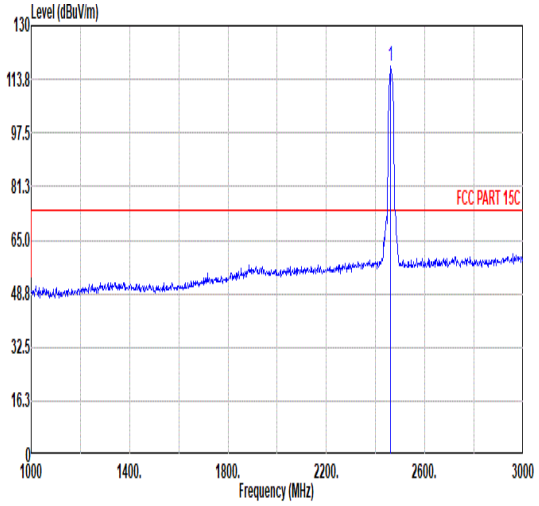 Freq Level Limit Line Over Limit Read Level Ant Factor Cable Loss Preamp Factor Aux Factor APos TPos Remark MHz dBuV/m dBuV/m dB dBuV dB/m dB dB dB cm deg 1 2462.00 117.85 ------ ------ 105.57 32.09 7.22 37.03 10.00 100 198 PEAK
Avg	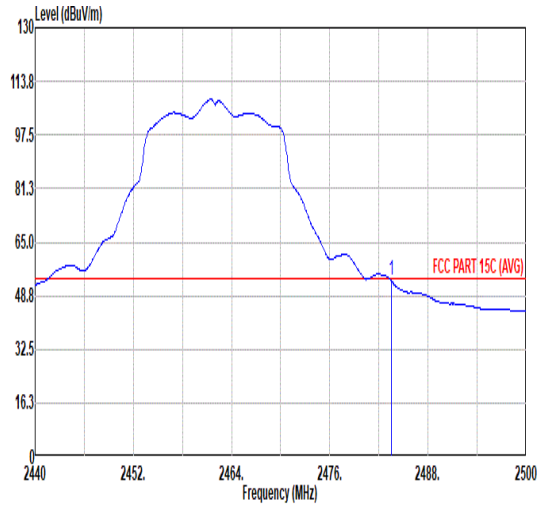 Freq Level Limit Line Over Limit Read Level Ant Factor Cable Loss Preamp Factor Aux Factor APos TPos Remark MHz dBuV/m dBuV/m dB dBuV dB/m dB dB dB cm deg 1 2483.50 53.42 54.00 -0.58 41.06 32.15 7.26 37.05 10.00 100 198 AVERAGE	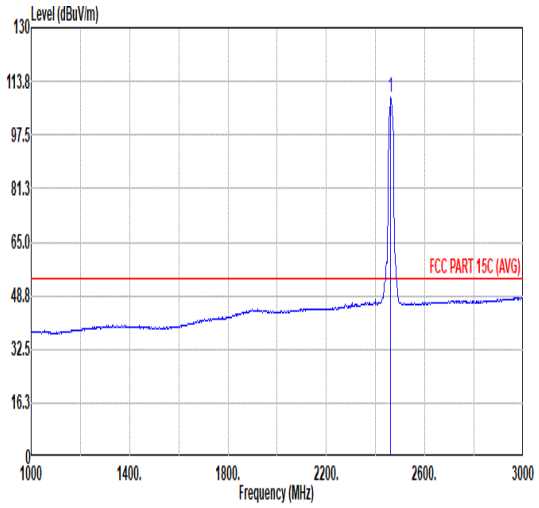 Freq Level Limit Line Over Limit Read Level Ant Factor Cable Loss Preamp Factor Aux Factor APos TPos Remark MHz dBuV/m dBuV/m dB dBuV dB/m dB dB dB cm deg 1 2462.00 109.05 ------ ------ 96.77 32.09 7.22 37.03 10.00 100 198 AVERAGE

Mode	6	
	Band Edge	
	2400-2483.5_802.11g_CH11_2462MHz	
ANT	CDD 1S2T	
Pol.	Vertical	Fundamental
Peak	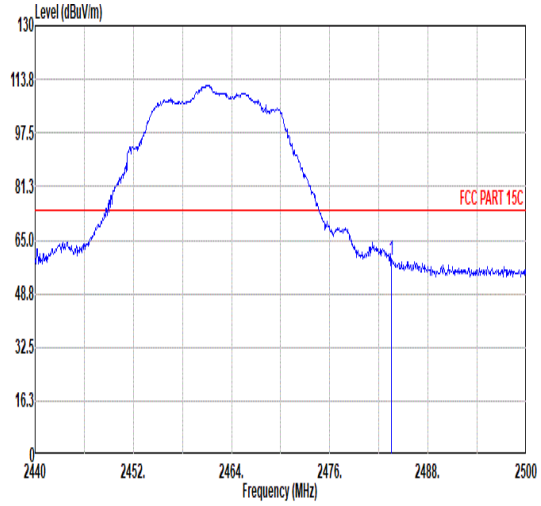 Freq Level Limit Line Over Limit Read Level Ant Factor Cable Loss Preamp Factor Aux Factor APos TPos Remark MHz dBuV/m dBuV/m dB dBuV dB/m dB dB dB cm deg 1 2483.56 58.80 74.00 -15.20 46.44 32.15 7.26 37.05 10.00 373 267 PEAK	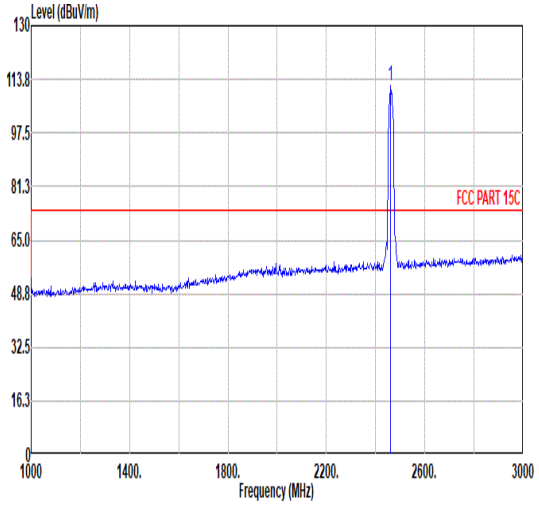 Freq Level Limit Line Over Limit Read Level Ant Factor Cable Loss Preamp Factor Aux Factor APos TPos Remark MHz dBuV/m dBuV/m dB dBuV dB/m dB dB dB cm deg 1 2462.00 111.86 ------ ------ 99.58 32.09 7.22 37.03 10.00 373 267 PEAK
Avg	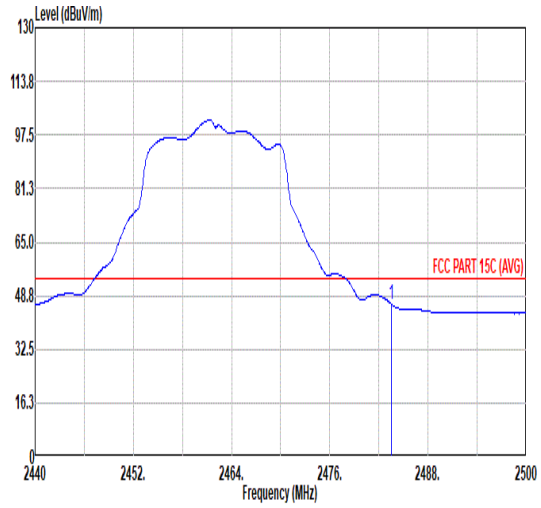 Freq Level Limit Line Over Limit Read Level Ant Factor Cable Loss Preamp Factor Aux Factor APos TPos Remark MHz dBuV/m dBuV/m dB dBuV dB/m dB dB dB cm deg 1 2483.50 46.21 54.00 -7.79 33.85 32.15 7.26 37.05 10.00 373 267 AVERAGE	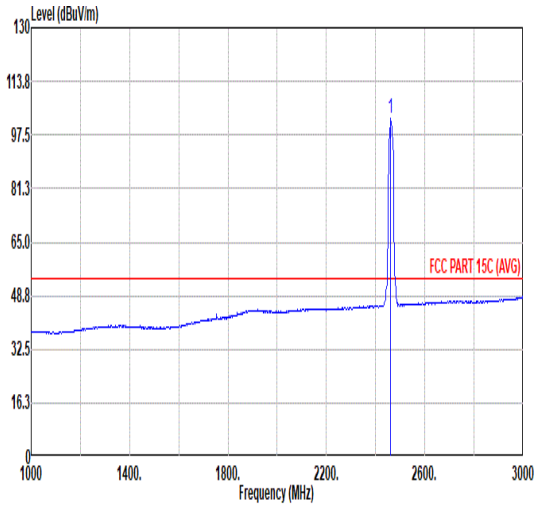 Freq Level Limit Line Over Limit Read Level Ant Factor Cable Loss Preamp Factor Aux Factor APos TPos Remark MHz dBuV/m dBuV/m dB dBuV dB/m dB dB dB cm deg 1 2462.00 102.70 ------ ------ 90.42 32.09 7.22 37.03 10.00 373 267 AVERAGE

Mode	6	
	Harmonic	
	2400-2483.5_802.11g_CH11_2462MHz	
ANT	CDD 1S2T	
Pol.	Horizontal	Vertical
Peak Avg	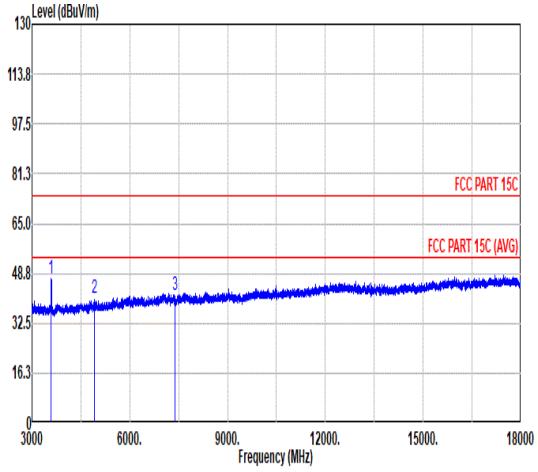 Freq Level Limit Line Over Limit Read Level Ant Factor Cable Loss Preamp Factor Aux Factor APos TPos Remark MHz dBuV/m dBuV/m dB dBuV dB/m dB dB dB cm deg 1 3592.00 47.08 89.20 -42.12 70.51 33.06 8.75 65.24 0.00 --- --- PEAK 2 4924.00 40.49 74.00 -33.51 61.79 33.90 10.35 65.55 0.00 --- --- PEAK 3 7386.00 41.94 74.00 -32.06 59.85 35.51 12.73 66.15 0.00 --- --- PEAK	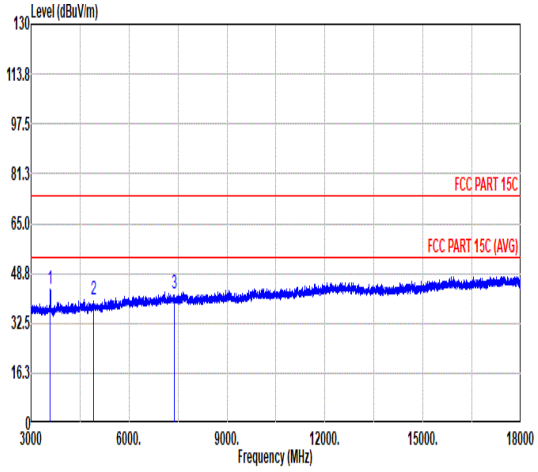 Freq Level Limit Line Over Limit Read Level Ant Factor Cable Loss Preamp Factor Aux Factor APos TPos Remark MHz dBuV/m dBuV/m dB dBuV dB/m dB dB dB cm deg 1 3582.00 43.72 83.08 -39.36 67.23 33.01 8.74 65.26 0.00 --- --- PEAK 2 4924.00 40.21 74.00 -33.79 61.51 33.90 10.35 65.55 0.00 --- --- PEAK 3 7386.00 42.06 74.00 -31.94 59.97 35.51 12.73 66.15 0.00 --- --- PEAK

Mode	7	
	Band Edge	
	2400-2483.5_802.11BE EHT20_CH01_2412MHz	
ANT	CDD 1S2T	
Pol.	Horizontal	Fundamental
Peak	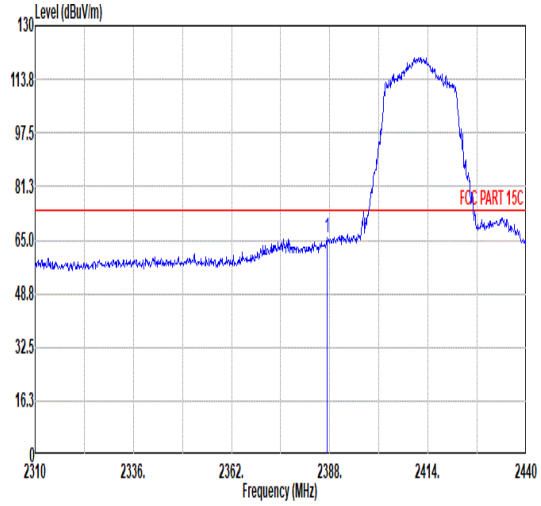 Freq Level Limit Line Margin Read Level Ant Factor Cable Loss Preamp Factor Aux Factor APos TPos Remark MHz dBuV/m dBuV/m dB dBuV dB/m dB dB dB cm deg 1 2387.22 65.90 74.00 -8.10 53.93 31.86 7.10 36.99 10.00 119 201 PEAK	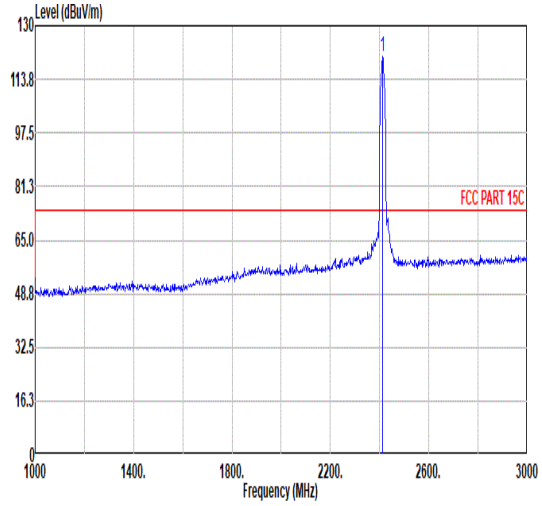 Freq Level Limit Line Margin Read Level Ant Factor Cable Loss Preamp Factor Aux Factor APos TPos Remark MHz dBuV/m dBuV/m dB dBuV dB/m dB dB dB cm deg 1 2412.00 120.45 74.00 46.45 108.37 31.94 7.14 37.00 10.00 119 201 PEAK
Avg	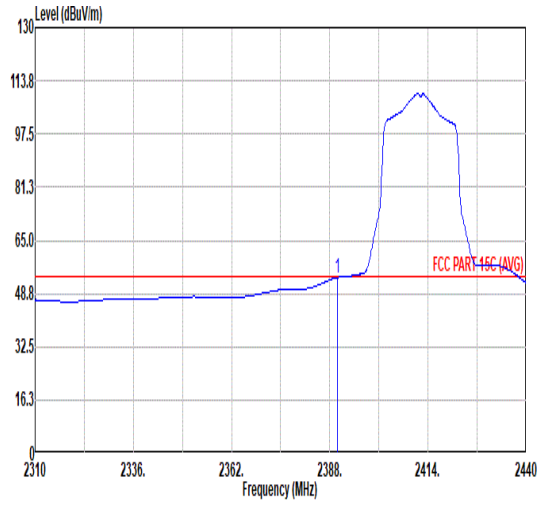 Freq Level Limit Line Margin Read Level Ant Factor Cable Loss Preamp Factor Aux Factor APos TPos Remark MHz dBuV/m dBuV/m dB dBuV dB/m dB dB dB cm deg 1 2390.00 53.61 54.00 -0.39 41.62 31.87 7.11 36.99 10.00 119 201 Average	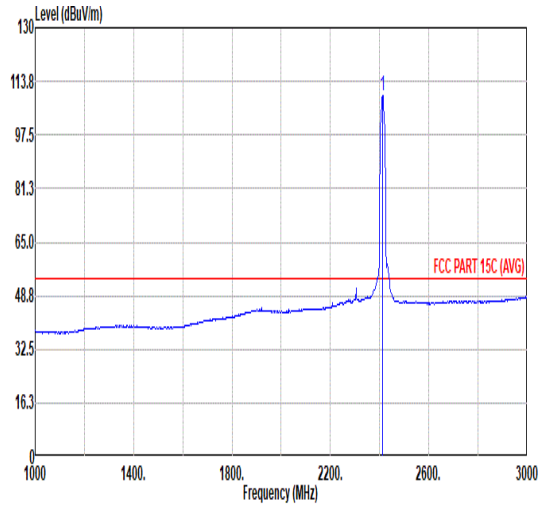 Freq Level Limit Line Margin Read Level Ant Factor Cable Loss Preamp Factor Aux Factor APos TPos Remark MHz dBuV/m dBuV/m dB dBuV dB/m dB dB dB cm deg 1 2412.00 109.59 54.00 55.59 97.51 31.94 7.14 37.00 10.00 119 201 AVERAGE

Mode	7	
	Band Edge	
	2400-2483.5_802.11BE EHT20_CH01_2412MHz	
ANT	CDD 1S2T	
Pol.	Vertical	Fundamental
Peak	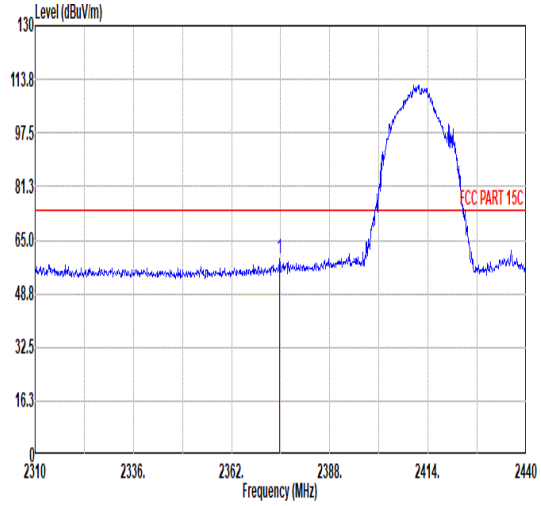 Freq Level Limit Line Margin Read Level Ant Factor Cable Loss Preamp Factor Aux Factor APos TPos Remark MHz dBuV/m dBuV/m dB dBuV dB/m dB dB dB cm deg 1 2374.61 59.49 74.00 -14.51 47.59 31.82 7.08 37.00 10.00 100 287 PEAK	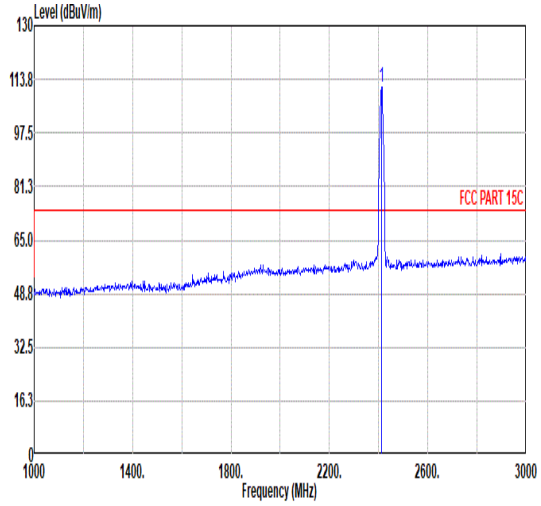 Freq Level Limit Line Margin Read Level Ant Factor Cable Loss Preamp Factor Aux Factor APos TPos Remark MHz dBuV/m dBuV/m dB dBuV dB/m dB dB dB cm deg 1 2412.00 111.23 74.00 37.23 99.15 31.94 7.14 37.00 10.00 100 287 PEAK
Avg	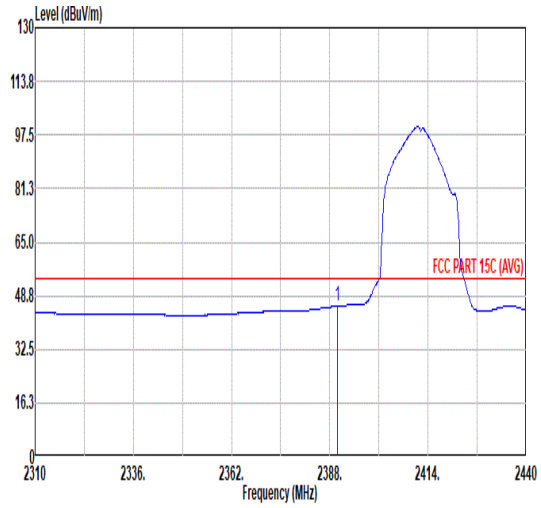 Freq Level Limit Line Margin Read Level Ant Factor Cable Loss Preamp Factor Aux Factor APos TPos Remark MHz dBuV/m dBuV/m dB dBuV dB/m dB dB dB cm deg 1 2389.95 45.67 54.00 -8.33 33.68 31.87 7.11 36.99 10.00 100 287 AVERAGE	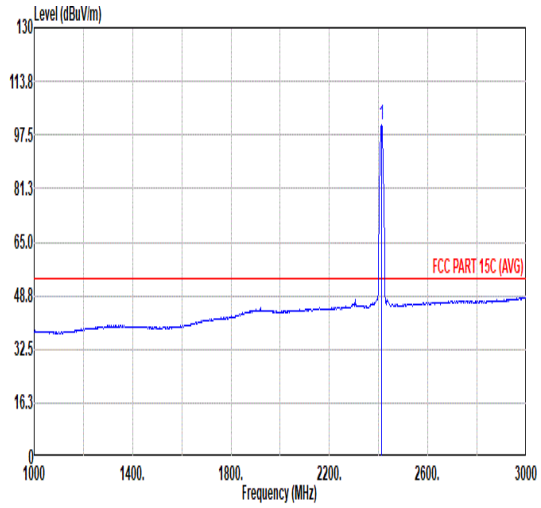 Freq Level Limit Line Margin Read Level Ant Factor Cable Loss Preamp Factor Aux Factor APos TPos Remark MHz dBuV/m dBuV/m dB dBuV dB/m dB dB dB cm deg 1 2412.00 100.71 54.00 46.71 88.63 31.94 7.14 37.00 10.00 100 287 AVERAGE

Mode	7	
	Harmonic	
	2400-2483.5_802.11BE EHT20_CH01_2412MHz	
ANT	CDD 1S2T	
Pol.	Horizontal	Vertical
Peak Avg	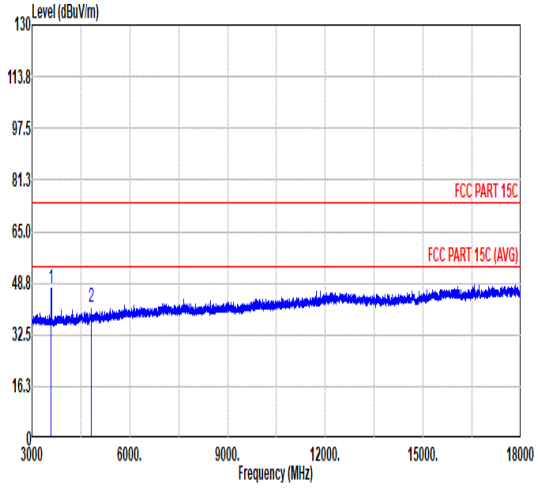 Freq Level Limit Line Over Limit Read Level Ant Factor Cable Loss Preamp Factor Aux Factor APos TPos Remark MHz dBuV/m dBuV/m dB dBuV dB/m dB dB dB cm deg 1 3592.00 47.24 90.09 -42.85 70.67 33.06 8.75 65.24 0.00 --- --- PEAK 2 4824.00 40.97 74.00 -33.03 62.23 33.90 10.23 65.39 0.00 --- --- PEAK	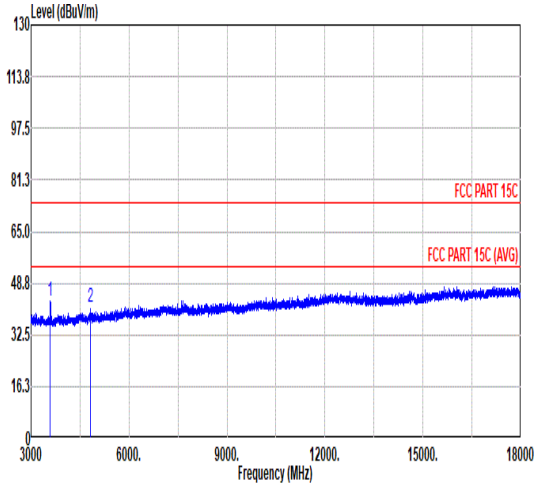 Freq Level Limit Line Over Limit Read Level Ant Factor Cable Loss Preamp Factor Aux Factor APos TPos Remark MHz dBuV/m dBuV/m dB dBuV dB/m dB dB dB cm deg 1 3585.00 43.24 81.43 -38.19 66.72 33.03 8.74 65.25 0.00 --- --- PEAK 2 4824.00 41.22 74.00 -32.78 62.48 33.90 10.23 65.39 0.00 --- --- PEAK

Mode	8	
	Band Edge - L	
	2400-2483.5_802.11BE EHT20_CH06_2437MHz	
ANT	CDD 1S2T	
Pol.	Horizontal	Fundamental
Peak	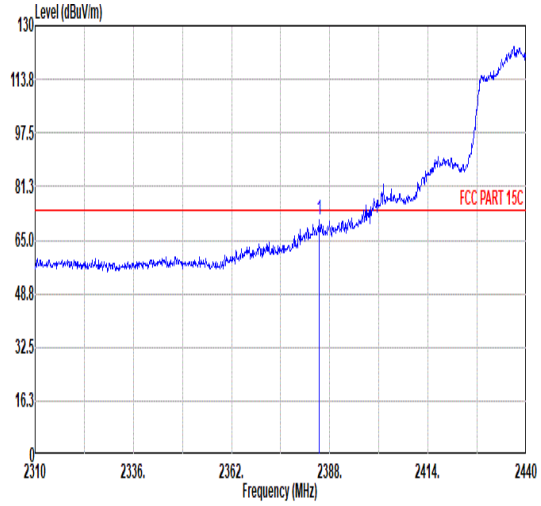 Freq Level Limit Line Over Limit Read Level Ant Factor Cable Loss Preamp Factor Aux Factor APos TPos Remark MHz dBuV/m dBuV/m dB dBuV dB/m dB dB dB cm deg 1 2385.14 70.99 74.00 -3.01 59.02 31.86 7.10 36.99 10.00 161 360 PEAK	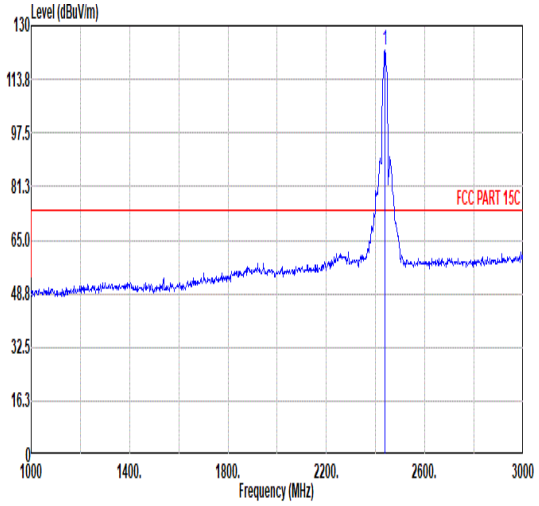 Freq Level Limit Line Over Limit Read Level Ant Factor Cable Loss Preamp Factor Aux Factor APos TPos Remark MHz dBuV/m dBuV/m dB dBuV dB/m dB dB dB cm deg 1 2437.00 122.62 ------ ------ 110.45 32.01 7.18 37.02 10.00 161 360 PEAK
Avg	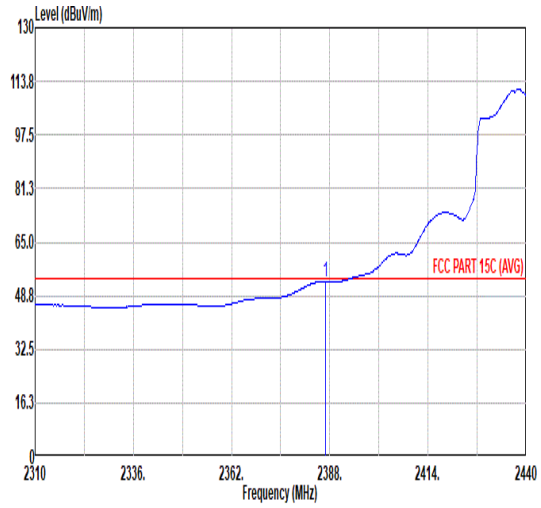 Freq Level Limit Line Over Limit Read Level Ant Factor Cable Loss Preamp Factor Aux Factor APos TPos Remark MHz dBuV/m dBuV/m dB dBuV dB/m dB dB dB cm deg 1 2386.96 53.10 54.00 -0.90 41.13 31.86 7.10 36.99 10.00 161 360 AVERAGE	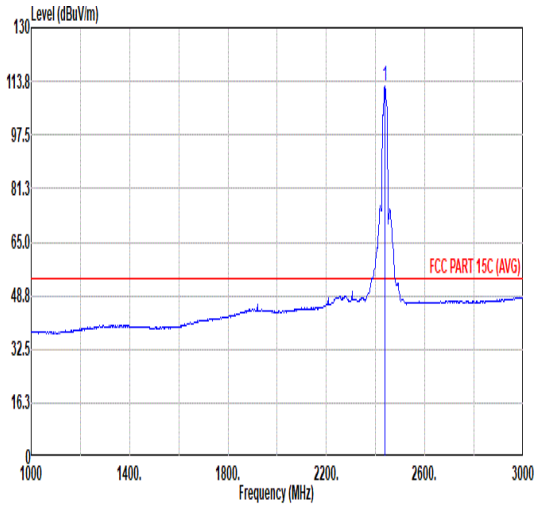 Freq Level Limit Line Over Limit Read Level Ant Factor Cable Loss Preamp Factor Aux Factor APos TPos Remark MHz dBuV/m dBuV/m dB dBuV dB/m dB dB dB cm deg 1 2437.00 112.23 ------ ------ 100.06 32.01 7.18 37.02 10.00 161 360 AVERAGE

Mode	8	
	Band Edge - R	
	2400-2483.5_802.11BE EHT20_CH06_2437MHz	
ANT	CDD 1S2T	
Pol.	Horizontal	Fundamental
Peak	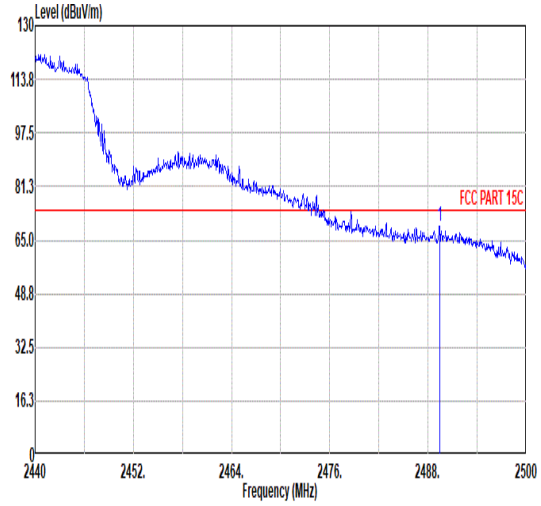 Freq Level Limit Line Over Limit Read Level Ant Factor Cable Loss Preamp Factor Aux Factor APos TPos Remark MHz dBuV/m dBuV/m dB dBuV dB/m dB dB dB cm deg 1 2489.44 69.33 74.00 -4.67 56.94 32.17 7.27 37.05 10.00 161 360 PEAK	Blank
Avg	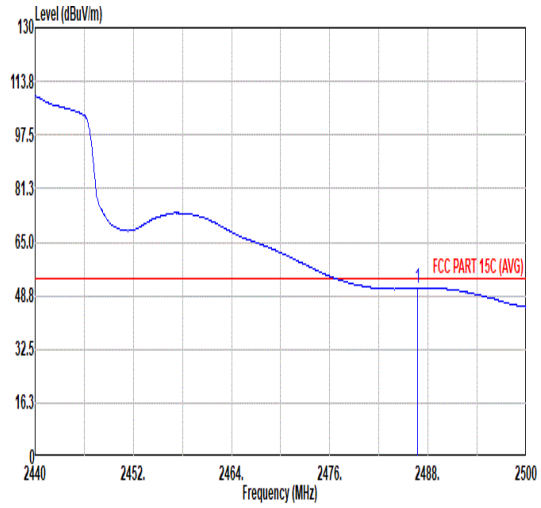 Freq Level Limit Line Over Limit Read Level Ant Factor Cable Loss Preamp Factor Aux Factor APos TPos Remark MHz dBuV/m dBuV/m dB dBuV dB/m dB dB dB cm deg 1 2486.68 51.18 54.00 -2.82 38.81 32.16 7.26 37.05 10.00 161 360 AVERAGE	Blank

Mode	8	
	Band Edge - L	
	2400-2483.5_802.11BE EHT20_CH06_2437MHz	
ANT	CDD 1S2T	
Pol.	Vertical	Fundamental
Peak	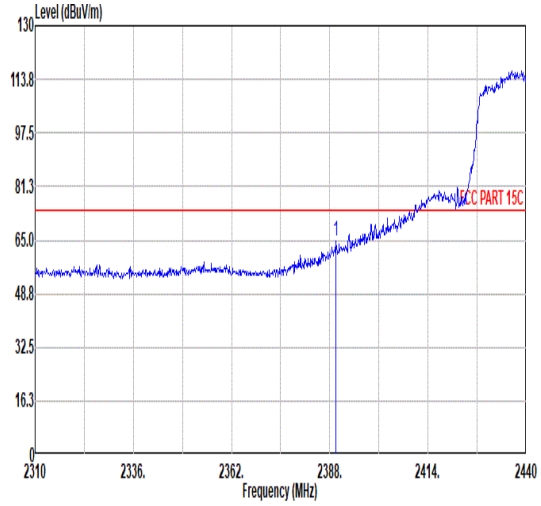 Freq Level Limit Line Over Limit Read Level Ant Factor Cable Loss Preamp Factor Aux Factor APos TPos Remark MHz dBuV/m dBuV/m dB dBuV dB/m dB dB dB cm deg 1 2389.69 64.53 74.00 -9.47 52.54 31.87 7.11 36.99 10.00 138 75 PEAK	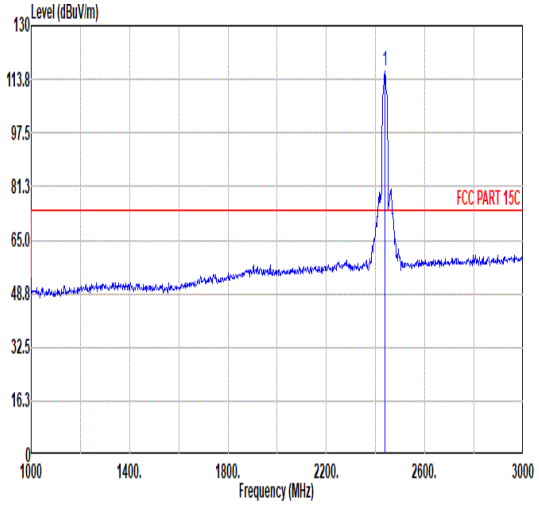 Freq Level Limit Line Over Limit Read Level Ant Factor Cable Loss Preamp Factor Aux Factor APos TPos Remark MHz dBuV/m dBuV/m dB dBuV dB/m dB dB dB cm deg 1 2437.00 116.17 ------ ------ 104.00 32.01 7.18 37.02 10.00 138 75 PEAK
Avg	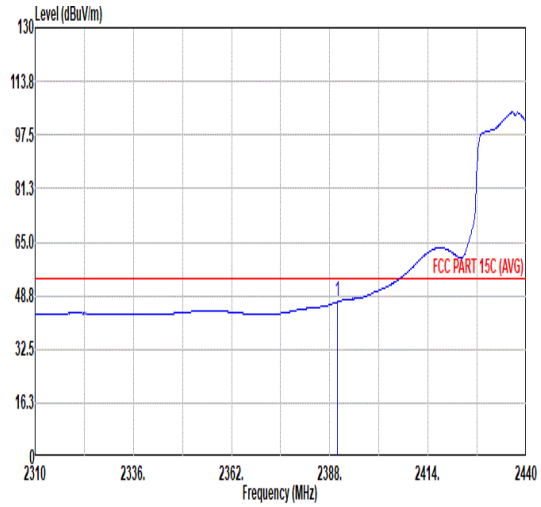 Freq Level Limit Line Over Limit Read Level Ant Factor Cable Loss Preamp Factor Aux Factor APos TPos Remark MHz dBuV/m dBuV/m dB dBuV dB/m dB dB dB cm deg 1 2389.95 46.90 54.00 -7.10 34.91 31.87 7.11 36.99 10.00 138 75 AVERAGE	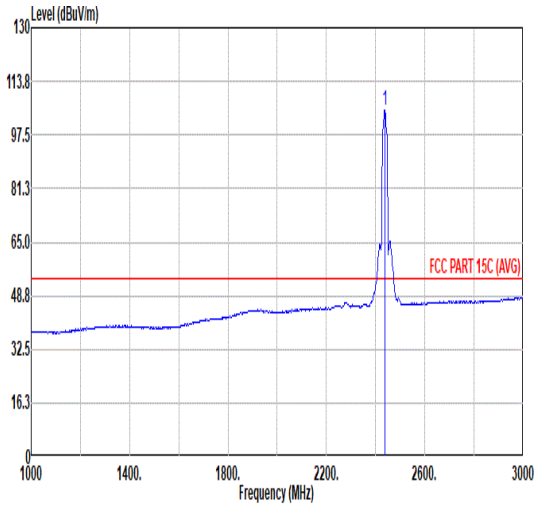 Freq Level Limit Line Over Limit Read Level Ant Factor Cable Loss Preamp Factor Aux Factor APos TPos Remark MHz dBuV/m dBuV/m dB dBuV dB/m dB dB dB cm deg 1 2437.00 105.00 ------ ------ 92.83 32.01 7.18 37.02 10.00 138 75 AVERAGE

Mode	8	
	Band Edge - R	
	2400-2483.5_802.11BE EHT20_CH06_2437MHz	
ANT	CDD 1S2T	
Pol.	Vertical	Fundamental
Peak	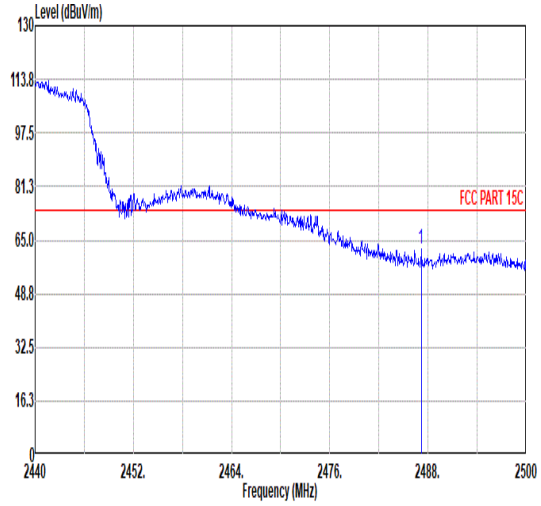 Freq Level Limit Line Over Limit Read Level Ant Factor Cable Loss Preamp Factor Aux Factor APos TPos Remark MHz dBuV/m dBuV/m dB dBuV dB/m dB dB dB cm deg 1 2487.16 62.50 74.00 -11.50 50.13 32.16 7.26 37.05 10.00 138 75 PEAK	Blank
Avg	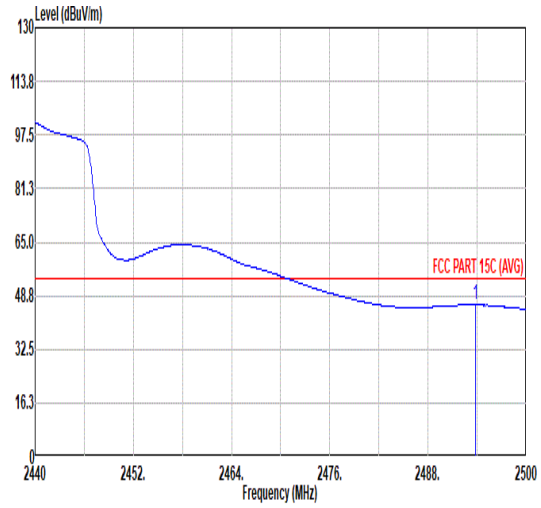 Freq Level Limit Line Over Limit Read Level Ant Factor Cable Loss Preamp Factor Aux Factor APos TPos Remark MHz dBuV/m dBuV/m dB dBuV dB/m dB dB dB cm deg 1 2493.82 46.04 54.00 -7.96 33.65 32.18 7.27 37.06 10.00 138 75 AVERAGE	Blank

Mode	8	
	Harmonic	
	2400-2483.5_802.11BE EHT20_CH06_2437MHz	
ANT	CDD 1S2T	
Pol.	Horizontal	Vertical
Peak Avg	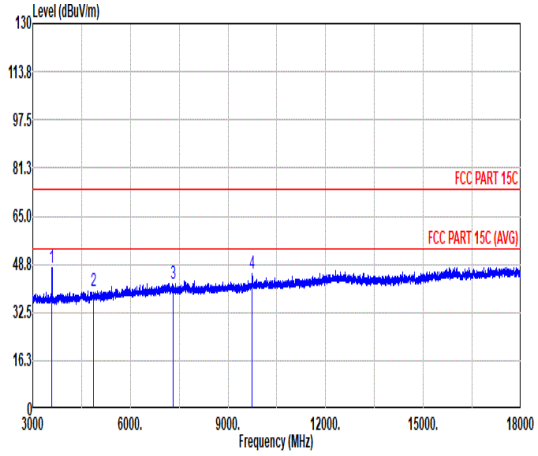 Freq Level Limit Line Over Limit Read Level Ant Factor Cable Loss Preamp Factor Aux Factor APos TPos Remark MHz dBuV/m dBuV/m dB dBuV dB/m dB dB dB cm deg 1 3588.00 47.64 94.34 -46.70 71.11 33.04 8.74 65.25 0.00 --- --- PEAK 2 4874.00 39.64 74.00 -34.36 61.00 33.90 10.29 65.55 0.00 --- --- PEAK 3 7311.00 42.34 74.00 -31.66 60.01 35.59 12.72 65.98 0.00 --- --- PEAK 4 9748.00 45.86 94.34 -48.48 60.87 36.85 14.99 66.85 0.00 --- --- PEAK	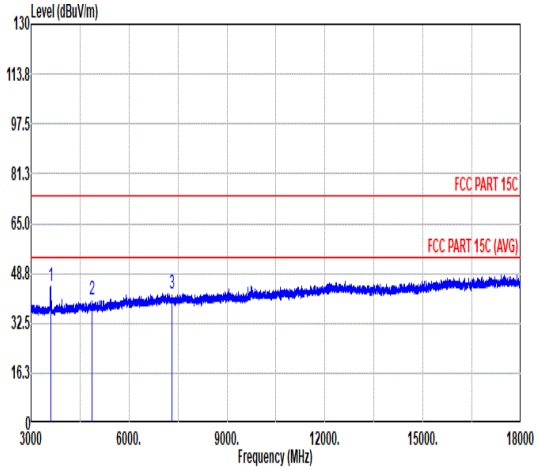 Freq Level Limit Line Over Limit Read Level Ant Factor Cable Loss Preamp Factor Aux Factor APos TPos Remark MHz dBuV/m dBuV/m dB dBuV dB/m dB dB dB cm deg 1 3595.00 44.68 88.54 -43.86 68.09 33.08 8.75 65.24 0.00 --- --- PEAK 2 4874.00 40.20 74.00 -33.80 61.56 33.90 10.29 65.55 0.00 --- --- PEAK 3 7311.00 42.42 74.00 -31.58 60.09 35.59 12.72 65.98 0.00 --- --- PEAK

Mode	9	
	Band Edge	
	2400-2483.5_802.11BE EHT20_CH11_2462MHz	
ANT	CDD 1S2T	
Pol.	Horizontal	Fundamental
Peak	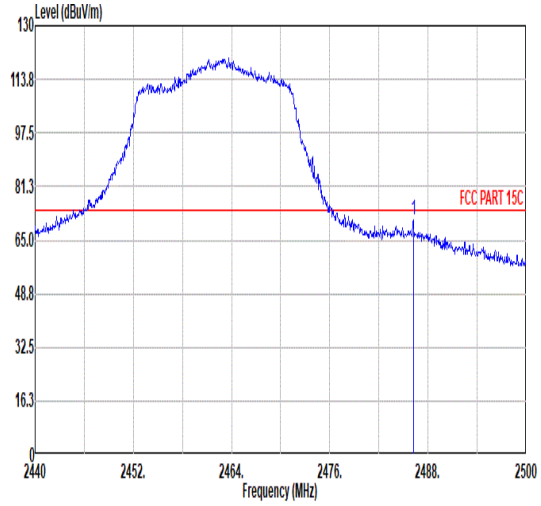 Freq Level Limit Line Over Limit Read Level Ant Factor Cable Loss Preamp Factor Aux Factor APos TPos Remark MHz dBuV/m dBuV/m dB dBuV dB/m dB dB dB cm deg 1 2486.20 71.21 74.00 -2.79 58.84 32.16 7.26 37.05 10.00 157 0 PEAK	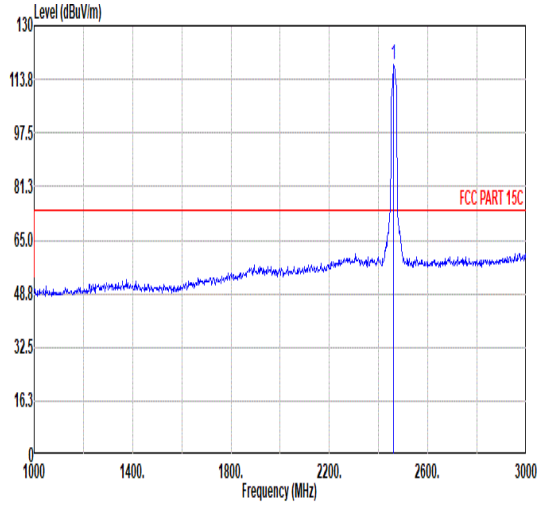 Freq Level Limit Line Over Limit Read Level Ant Factor Cable Loss Preamp Factor Aux Factor APos TPos Remark MHz dBuV/m dBuV/m dB dBuV dB/m dB dB dB cm deg 1 2462.00 118.01 ------ ------ 105.73 32.09 7.22 37.03 10.00 157 0 PEAK
Avg	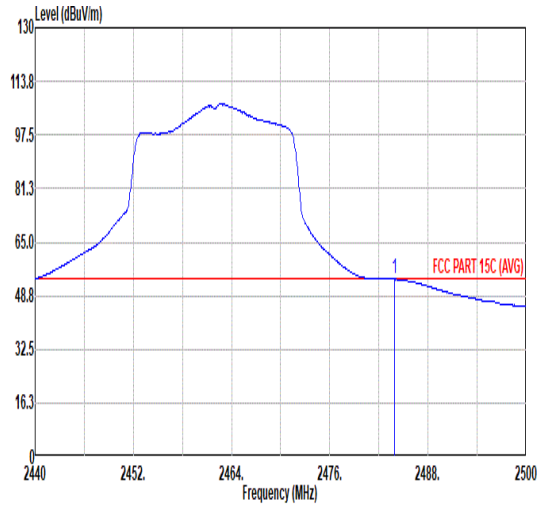 Freq Level Limit Line Over Limit Read Level Ant Factor Cable Loss Preamp Factor Aux Factor APos TPos Remark MHz dBuV/m dBuV/m dB dBuV dB/m dB dB dB cm deg 1 2483.92 53.80 54.00 -0.20 41.44 32.15 7.26 37.05 10.00 157 0 AVERAGE	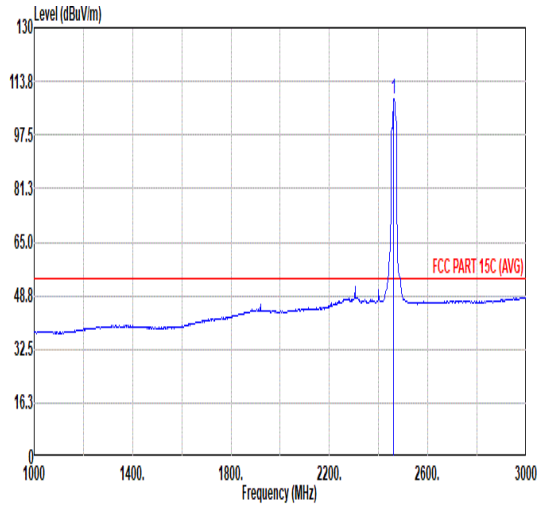 Freq Level Limit Line Over Limit Read Level Ant Factor Cable Loss Preamp Factor Aux Factor APos TPos Remark MHz dBuV/m dBuV/m dB dBuV dB/m dB dB dB cm deg 1 2462.00 108.48 ------ ------ 96.20 32.09 7.22 37.03 10.00 157 0 AVERAGE

Mode	9	
	Band Edge	
	2400-2483.5_802.11BE EHT20_CH11_2462MHz	
ANT	CDD 1S2T	
Pol.	Vertical	Fundamental
Peak	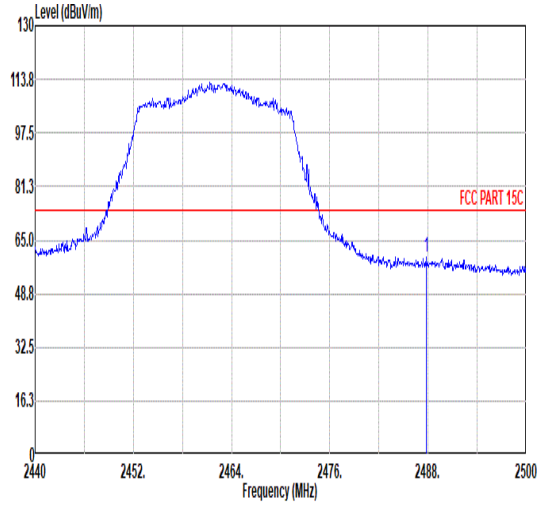 Freq Level Limit Line Over Limit Read Level Ant Factor Cable Loss Preamp Factor Aux Factor APos TPos Remark MHz dBuV/m dBuV/m dB dBuV dB/m dB dB dB cm deg 1 2487.76 59.95 74.00 -14.05 47.58 32.16 7.26 37.05 10.00 101 64 PEAK	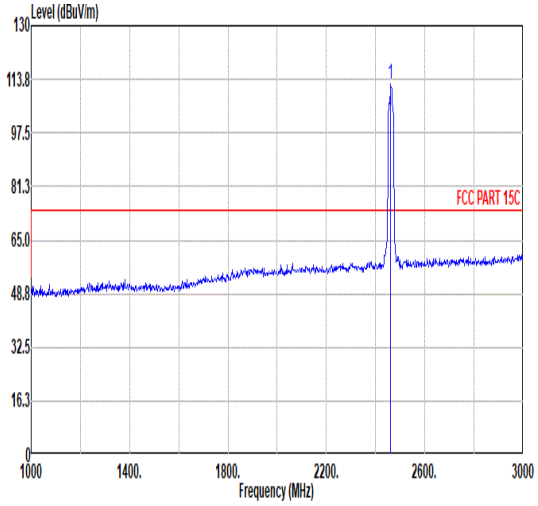 Freq Level Limit Line Over Limit Read Level Ant Factor Cable Loss Preamp Factor Aux Factor APos TPos Remark MHz dBuV/m dBuV/m dB dBuV dB/m dB dB dB cm deg 1 2462.00 112.13 ------ ------ 99.85 32.09 7.22 37.03 10.00 101 64 PEAK
Avg	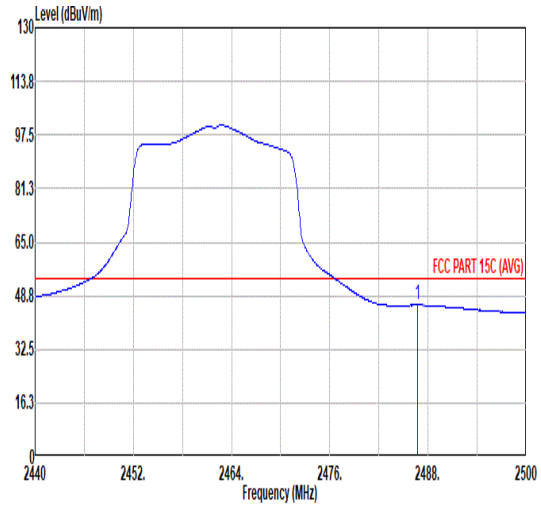 Freq Level Limit Line Over Limit Read Level Ant Factor Cable Loss Preamp Factor Aux Factor APos TPos Remark MHz dBuV/m dBuV/m dB dBuV dB/m dB dB dB cm deg 1 2486.68 45.93 54.00 -8.07 33.56 32.16 7.26 37.05 10.00 101 64 AVERAGE	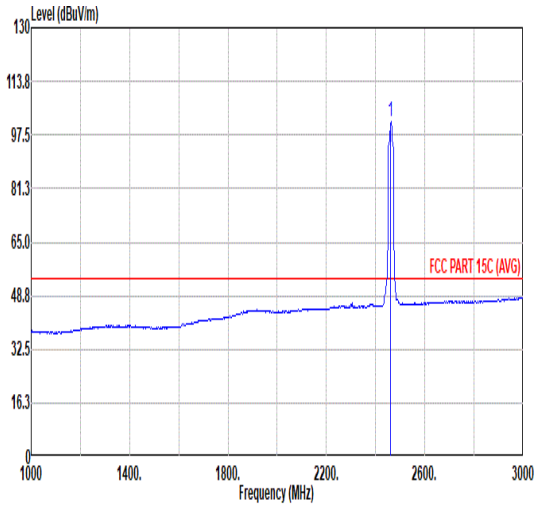 Freq Level Limit Line Over Limit Read Level Ant Factor Cable Loss Preamp Factor Aux Factor APos TPos Remark MHz dBuV/m dBuV/m dB dBuV dB/m dB dB dB cm deg 1 2462.00 101.32 ------ ------ 89.04 32.09 7.22 37.03 10.00 101 64 AVERAGE

Mode	9	
	Harmonic	
	2400-2483.5_802.11BE EHT20_CH11_2462MHz	
ANT	CDD 1S2T	
Pol.	Horizontal	Vertical
Peak Avg	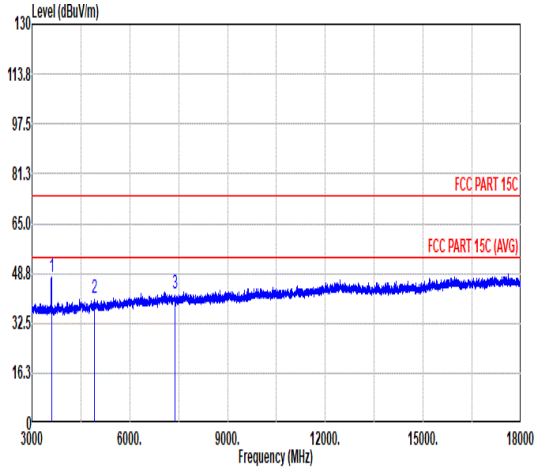 Freq Level Limit Line Over Limit Read Level Ant Factor Cable Loss Preamp Factor Aux Factor APos TPos Remark MHz dBuV/m dBuV/m dB dBuV dB/m dB dB dB cm deg 1 3598.00 47.45 89.47 -42.02 70.84 33.09 8.75 65.23 0.00 --- --- PEAK 2 4924.00 40.56 74.00 -33.44 61.86 33.90 10.35 65.55 0.00 --- --- PEAK 3 7386.00 42.22 74.00 -31.78 60.13 35.51 12.73 66.15 0.00 --- --- PEAK	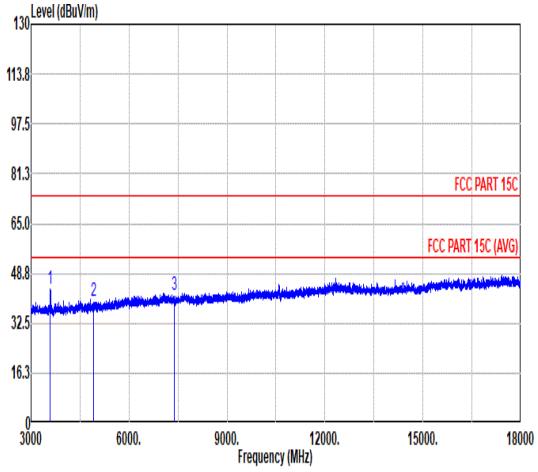 Freq Level Limit Line Over Limit Read Level Ant Factor Cable Loss Preamp Factor Aux Factor APos TPos Remark MHz dBuV/m dBuV/m dB dBuV dB/m dB dB dB cm deg 1 3592.00 43.90 82.38 -38.48 67.33 33.06 8.75 65.24 0.00 --- --- PEAK 2 4924.00 39.81 74.00 -34.19 61.11 33.90 10.35 65.55 0.00 --- --- PEAK 3 7386.00 41.83 74.00 -32.17 59.74 35.51 12.73 66.15 0.00 --- --- PEAK

Mode	10	
	Band Edge - L	
	2400-2483.5_802.11BE EHT40_CH03_2422MHz	
ANT	CDD 1S2T	
Pol.	Horizontal	Fundamental
Peak	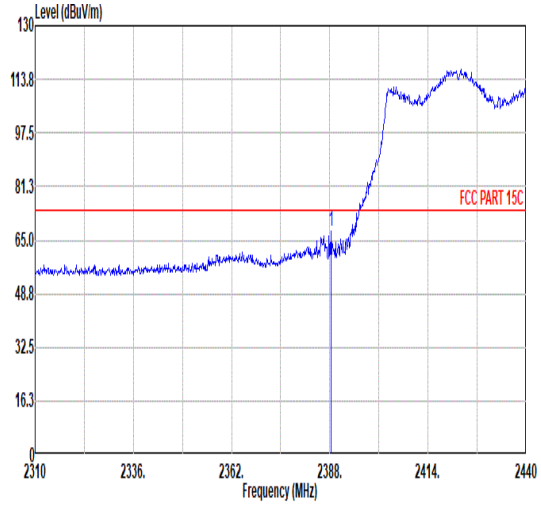 Freq Level Limit Line Over Limit Read Level Ant Factor Cable Loss Preamp Factor Aux Factor APos TPos Remark MHz dBuV/m dBuV/m dB dBuV dB/m dB dB dB cm deg 1 2388.26 67.51 74.00 -6.49 55.54 31.86 7.10 36.99 10.00 100 201 PEAK	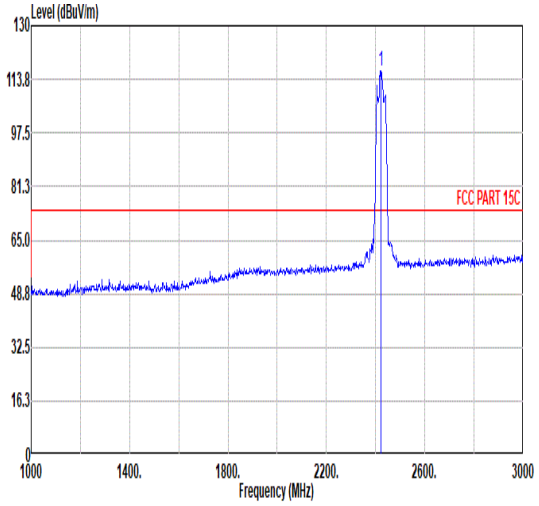 Freq Level Limit Line Over Limit Read Level Ant Factor Cable Loss Preamp Factor Aux Factor APos TPos Remark MHz dBuV/m dBuV/m dB dBuV dB/m dB dB dB cm deg 1 2422.00 116.42 ------ ------ 104.30 31.97 7.16 37.01 10.00 100 201 PEAK
Avg	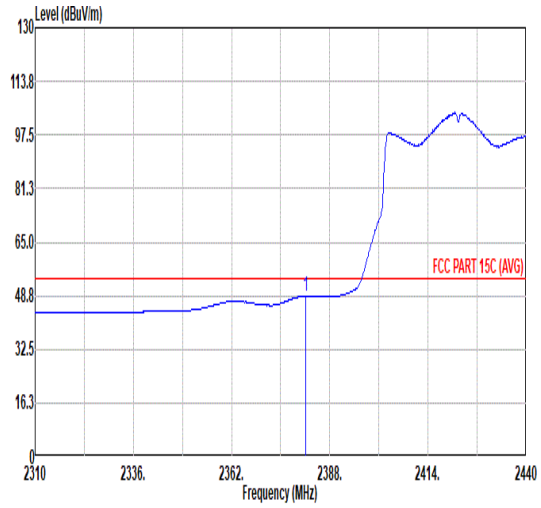 Freq Level Limit Line Over Limit Read Level Ant Factor Cable Loss Preamp Factor Aux Factor APos TPos Remark MHz dBuV/m dBuV/m dB dBuV dB/m dB dB dB cm deg 1 2381.63 48.75 54.00 -5.25 36.82 31.84 7.09 37.00 10.00 100 201 AVERAGE	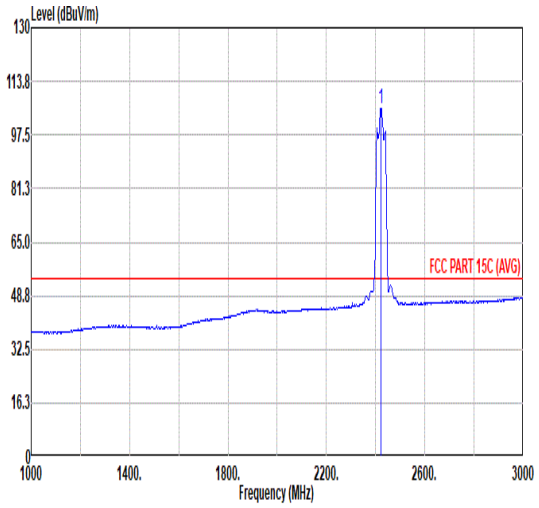 Freq Level Limit Line Over Limit Read Level Ant Factor Cable Loss Preamp Factor Aux Factor APos TPos Remark MHz dBuV/m dBuV/m dB dBuV dB/m dB dB dB cm deg 1 2422.00 105.65 ------ ------ 93.53 31.97 7.16 37.01 10.00 100 201 AVERAGE

Mode	10	
	Band Edge - R	
	2400-2483.5_802.11BE EHT40_CH03_2422MHz	
ANT	CDD 1S2T	
Pol.	Horizontal	Fundamental
Peak	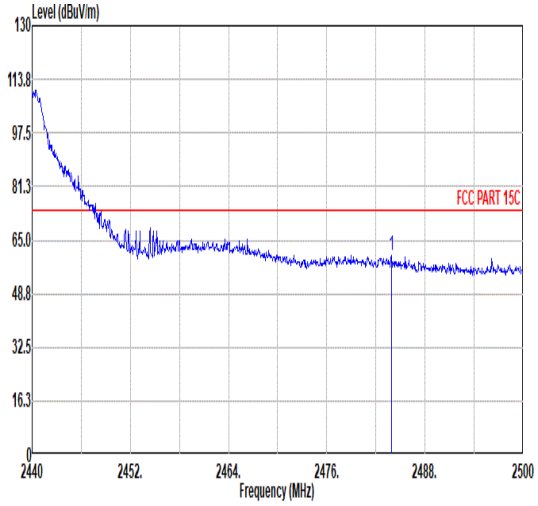 Freq Level Limit Line Over Limit Read Level Ant Factor Cable Loss Preamp Factor Aux Factor APos TPos Remark MHz dBuV/m dBuV/m dB dBuV dB/m dB dB dB cm deg 1 2483.92 60.10 74.00 -13.90 47.74 32.15 7.26 37.05 10.00 100 201 PEAK	Blank
Avg	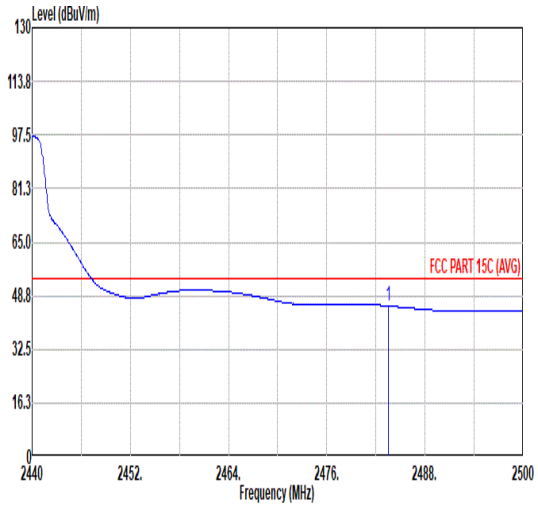 Freq Level Limit Line Over Limit Read Level Ant Factor Cable Loss Preamp Factor Aux Factor APos TPos Remark MHz dBuV/m dBuV/m dB dBuV dB/m dB dB dB cm deg 1 2483.56 45.69 54.00 -8.31 33.33 32.15 7.26 37.05 10.00 100 201 AVERAGE	Blank

Mode	10	
	Band Edge - L	
	2400-2483.5_802.11BE EHT40_CH03_2422MHz	
ANT	CDD 1S2T	
Pol.	Vertical	Fundamental
Peak	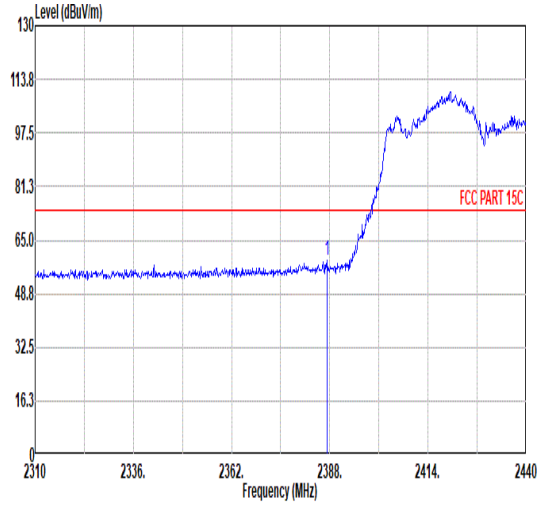 Freq Level Limit Line Over Limit Read Level Ant Factor Cable Loss Preamp Factor Aux Factor APos TPos Remark MHz dBuV/m dBuV/m dB dBuV dB/m dB dB dB cm deg 1 2387.35 59.03 74.00 -14.97 47.06 31.86 7.10 36.99 10.00 354 273 PEAK	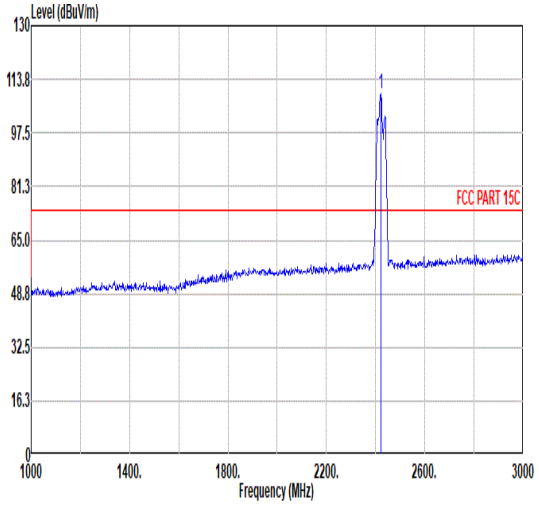 Freq Level Limit Line Over Limit Read Level Ant Factor Cable Loss Preamp Factor Aux Factor APos TPos Remark MHz dBuV/m dBuV/m dB dBuV dB/m dB dB dB cm deg 1 2422.00 109.51 ------ ------ 97.39 31.97 7.16 37.01 10.00 354 273 PEAK
Avg	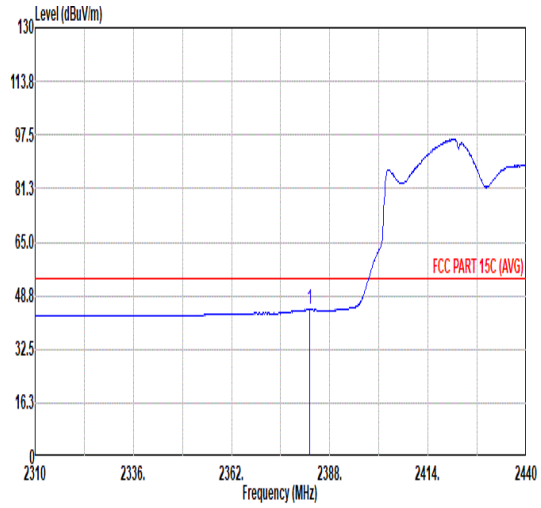 Freq Level Limit Line Over Limit Read Level Ant Factor Cable Loss Preamp Factor Aux Factor APos TPos Remark MHz dBuV/m dBuV/m dB dBuV dB/m dB dB dB cm deg 1 2382.67 44.45 54.00 -9.55 32.51 31.85 7.09 37.00 10.00 354 273 AVERAGE	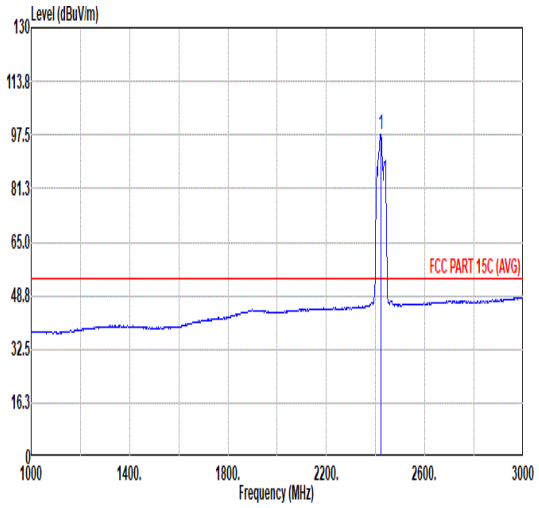 Freq Level Limit Line Over Limit Read Level Ant Factor Cable Loss Preamp Factor Aux Factor APos TPos Remark MHz dBuV/m dBuV/m dB dBuV dB/m dB dB dB cm deg 1 2422.00 97.61 ------ ------ 85.49 31.97 7.16 37.01 10.00 354 273 AVERAGE

Mode	10	
	Band Edge - R	
	2400-2483.5_802.11BE EHT40_CH03_2422MHz	
ANT	CDD 1S2T	
Pol.	Vertical	Fundamental
Peak	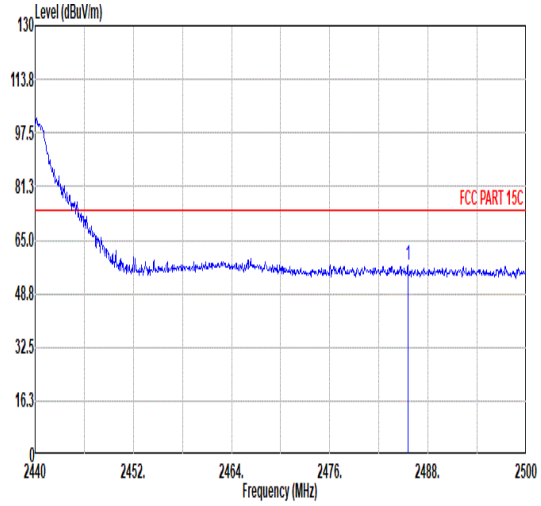 Freq Level Limit Line Over Limit Read Level Ant Factor Cable Loss Preamp Factor Aux Factor APos TPos Remark MHz dBuV/m dBuV/m dB dBuV dB/m dB dB dB cm deg 1 2485.54 57.21 74.00 -16.79 44.84 32.16 7.26 37.05 10.00 354 273 PEAK	Blank
Avg	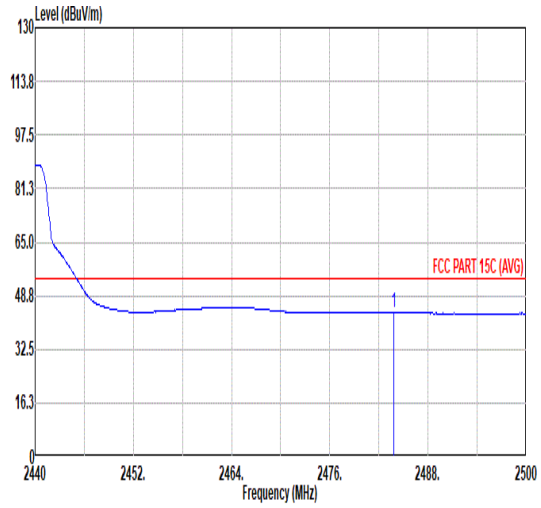 Freq Level Limit Line Over Limit Read Level Ant Factor Cable Loss Preamp Factor Aux Factor APos TPos Remark MHz dBuV/m dBuV/m dB dBuV dB/m dB dB dB cm deg 1 2483.86 43.61 54.00 -10.39 31.25 32.15 7.26 37.05 10.00 354 273 AVERAGE	Blank

Mode	10	
	Harmonic	
	2400-2483.5_802.11BE EHT40_CH03_2422MHz	
ANT	CDD 1S2T	
Pol.	Horizontal	Vertical
Peak Avg	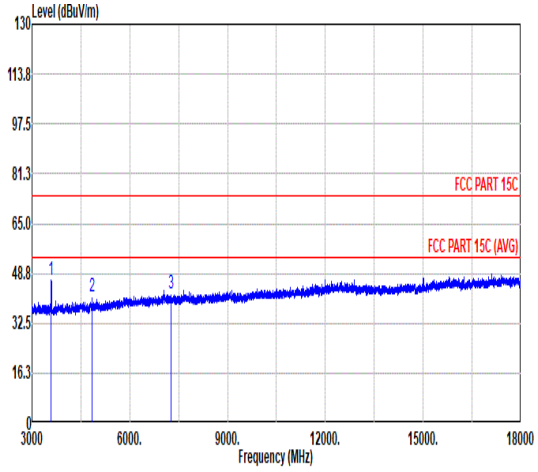 Freq Level Limit Line Over Limit Read Level Ant Factor Cable Loss Preamp Factor Aux Factor APos TPos Remark MHz dBuV/m dBuV/m dB dBuV dB/m dB dB dB cm deg 1 3588.00 46.54 85.91 -39.37 70.01 33.04 8.74 65.25 0.00 --- --- PEAK 2 4844.00 41.23 74.00 -32.77 62.54 33.90 10.25 65.46 0.00 --- --- PEAK 3 7266.00 42.29 74.00 -31.71 59.89 35.57 12.72 65.89 0.00 --- --- PEAK	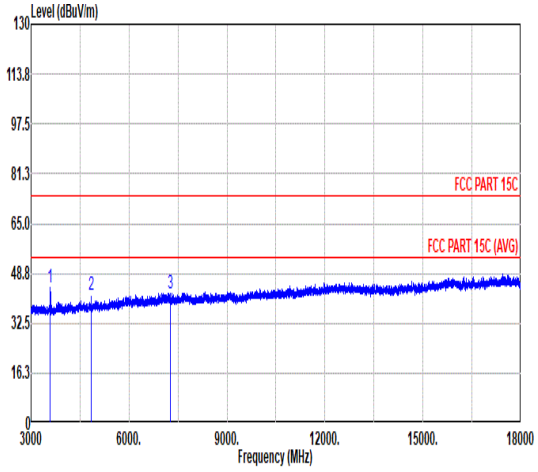 Freq Level Limit Line Over Limit Read Level Ant Factor Cable Loss Preamp Factor Aux Factor APos TPos Remark MHz dBuV/m dBuV/m dB dBuV dB/m dB dB dB cm deg 1 3586.00 44.39 76.85 -32.46 67.87 33.03 8.74 65.25 0.00 --- --- PEAK 2 4844.00 41.54 74.00 -32.46 62.85 33.90 10.25 65.46 0.00 --- --- PEAK 3 7266.00 42.05 74.00 -31.95 59.65 35.57 12.72 65.89 0.00 --- --- PEAK

Mode	11	
	Band Edge - L	
	2400-2483.5_802.11BE EHT40_CH06_2437MHz	
ANT	CDD 1S2T	
Pol.	Horizontal	Fundamental
Peak	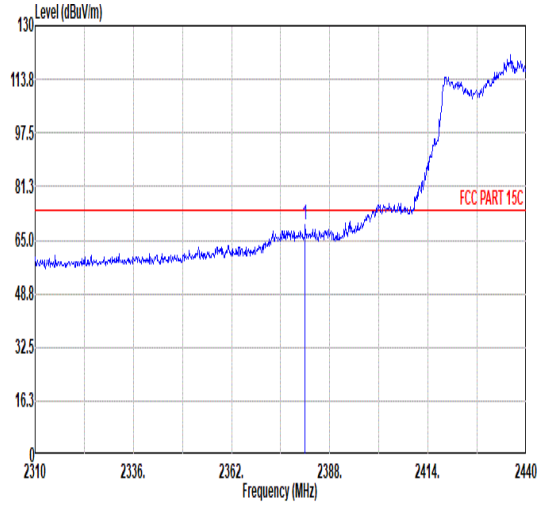 Freq Level Limit Line Over Limit Read Level Ant Factor Cable Loss Preamp Factor Aux Factor APos TPos Remark MHz dBuV/m dBuV/m dB dBuV dB/m dB dB dB cm deg 1 2381.50 69.64 74.00 -4.36 57.71 31.84 7.09 37.00 10.00 117 200 PEAK	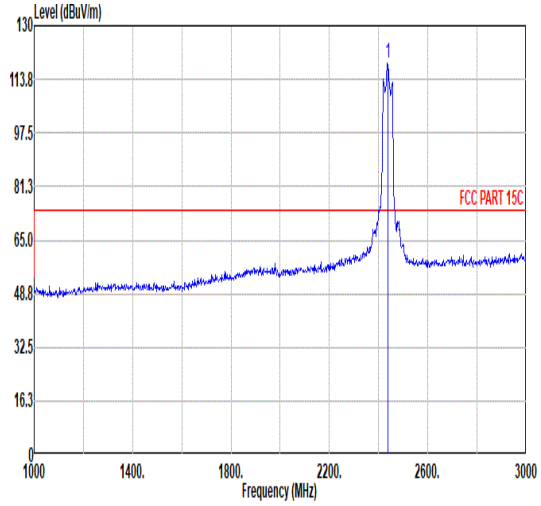 Freq Level Limit Line Over Limit Read Level Ant Factor Cable Loss Preamp Factor Aux Factor APos TPos Remark MHz dBuV/m dBuV/m dB dBuV dB/m dB dB dB cm deg 1 2437.00 118.92 ------ ------ 106.75 32.01 7.18 37.02 10.00 117 200 PEAK
Avg	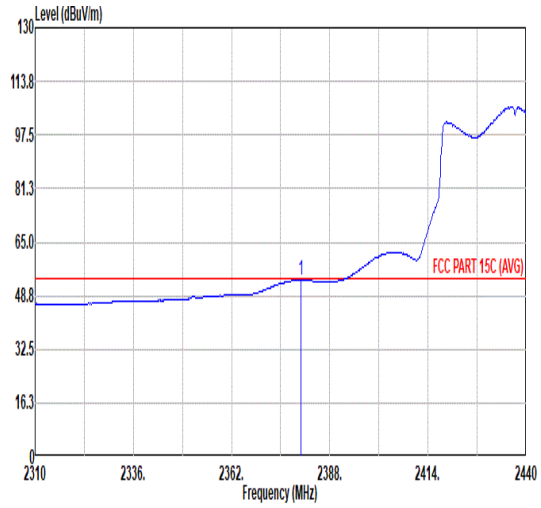 Freq Level Limit Line Over Limit Read Level Ant Factor Cable Loss Preamp Factor Aux Factor APos TPos Remark MHz dBuV/m dBuV/m dB dBuV dB/m dB dB dB cm deg 1 2380.33 53.45 54.00 -0.55 41.52 31.84 7.09 37.00 10.00 117 200 AVERAGE	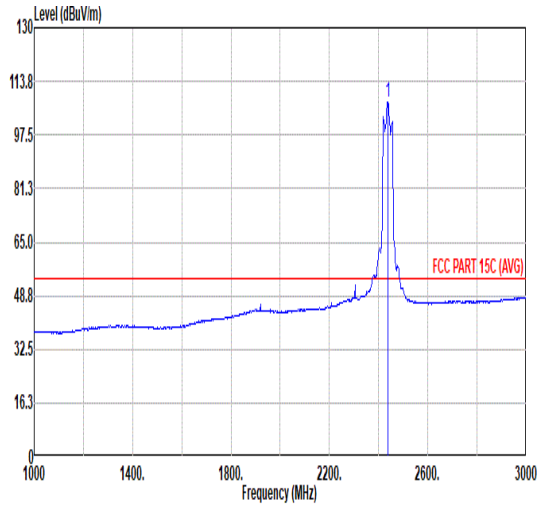 Freq Level Limit Line Over Limit Read Level Ant Factor Cable Loss Preamp Factor Aux Factor APos TPos Remark MHz dBuV/m dBuV/m dB dBuV dB/m dB dB dB cm deg 1 2437.00 107.67 ------ ------ 95.50 32.01 7.18 37.02 10.00 117 200 AVERAGE

Mode	11	
	Band Edge - R	
	2400-2483.5_802.11BE EHT40_CH06_2437MHz	
ANT	CDD 1S2T	
Pol.	Horizontal	Fundamental
Peak	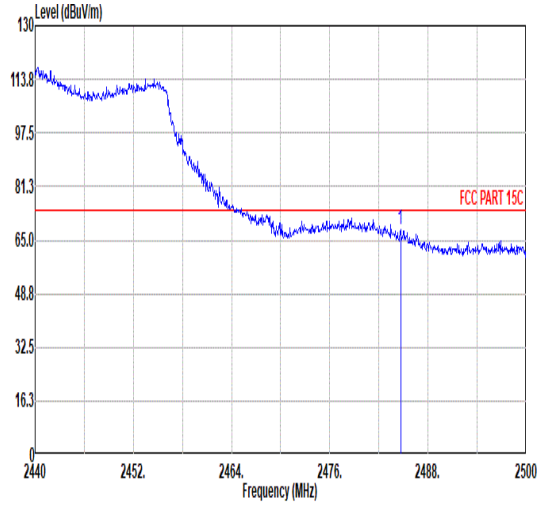 Freq Level Limit Line Over Limit Read Level Ant Factor Cable Loss Preamp Factor Aux Factor APos TPos Remark MHz dBuV/m dBuV/m dB dBuV dB/m dB dB dB cm deg 1 2484.64 68.16 74.00 -5.84 55.80 32.15 7.26 37.05 10.00 117 200 PEAK	Blank
Avg	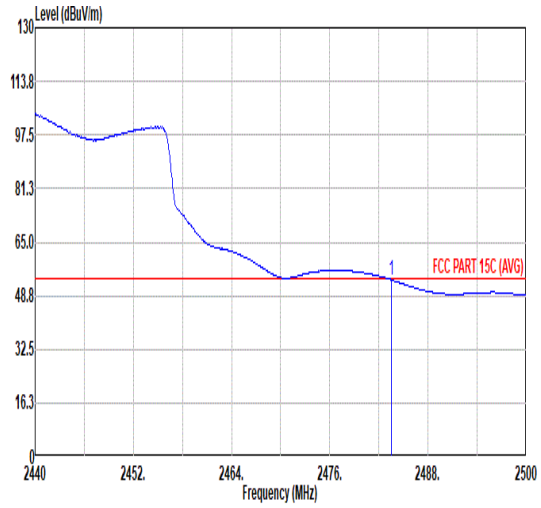 Freq Level Limit Line Over Limit Read Level Ant Factor Cable Loss Preamp Factor Aux Factor APos TPos Remark MHz dBuV/m dBuV/m dB dBuV dB/m dB dB dB cm deg 1 2483.50 53.61 54.00 -0.39 41.25 32.15 7.26 37.05 10.00 117 200 AVERAGE	Blank

Mode	11	
	Band Edge - L	
	2400-2483.5_802.11BE EHT40_CH06_2437MHz	
ANT	CDD 1S2T	
Pol.	Vertical	Fundamental
Peak	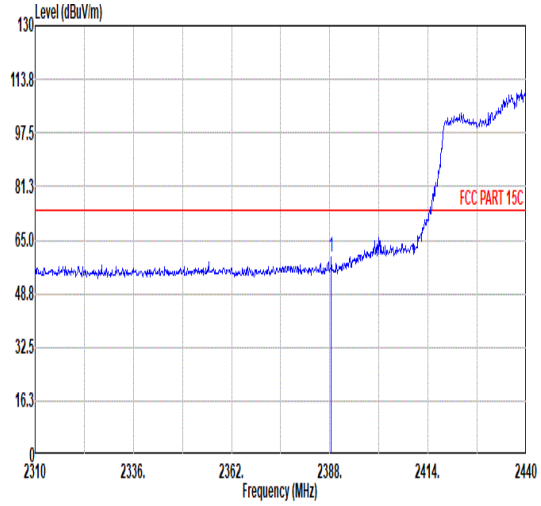 Freq Level Limit Line Over Limit Read Level Ant Factor Cable Loss Preamp Factor Aux Factor APos TPos Remark MHz dBuV/m dBuV/m dB dBuV dB/m dB dB dB cm deg 1 2388.39 59.86 74.00 -14.14 47.88 31.87 7.10 36.99 10.00 293 354 PEAK	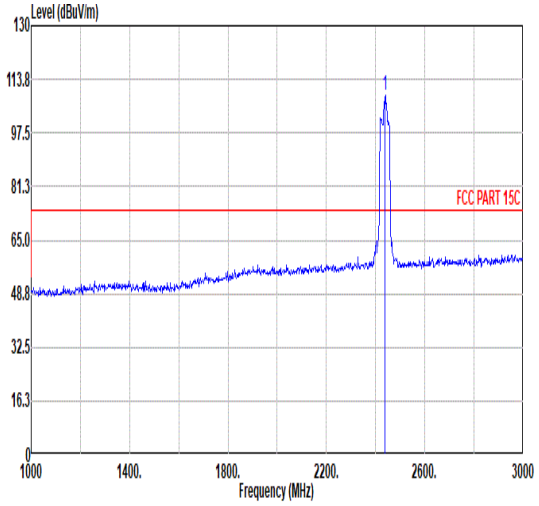 Freq Level Limit Line Over Limit Read Level Ant Factor Cable Loss Preamp Factor Aux Factor APos TPos Remark MHz dBuV/m dBuV/m dB dBuV dB/m dB dB dB cm deg 1 2437.00 108.69 ------ ------ 96.50 32.02 7.19 37.02 10.00 293 354 PEAK
Avg	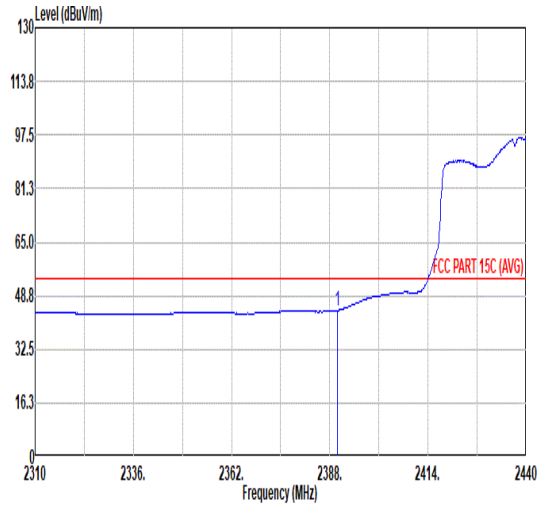 Freq Level Limit Line Over Limit Read Level Ant Factor Cable Loss Preamp Factor Aux Factor APos TPos Remark MHz dBuV/m dBuV/m dB dBuV dB/m dB dB dB cm deg 1 2389.95 44.29 54.00 -9.71 32.30 31.87 7.11 36.99 10.00 293 354 AVERAGE	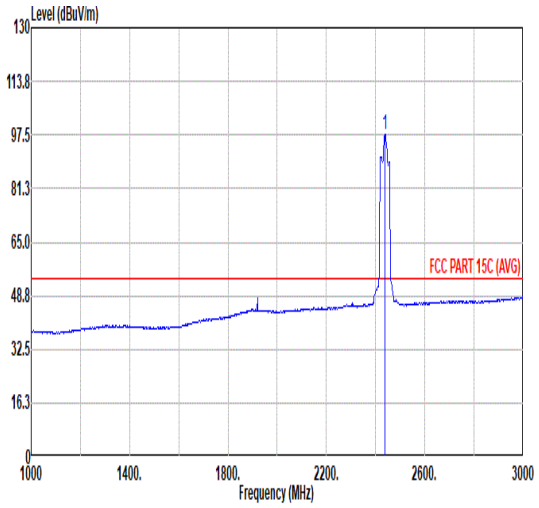 Freq Level Limit Line Over Limit Read Level Ant Factor Cable Loss Preamp Factor Aux Factor APos TPos Remark MHz dBuV/m dBuV/m dB dBuV dB/m dB dB dB cm deg 1 2437.00 97.85 ------ ------ 85.68 32.01 7.18 37.02 10.00 293 354 AVERAGE

Mode	11	
	Band Edge - R	
	2400-2483.5_802.11BE EHT40_CH06_2437MHz	
ANT	CDD 1S2T	
Pol.	Vertical	Fundamental
Peak	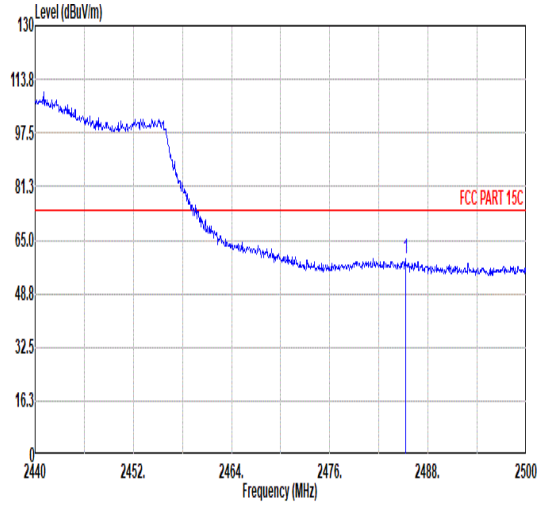 Freq Level Limit Line Over Limit Read Level Ant Factor Cable Loss Preamp Factor Aux Factor APos TPos Remark MHz dBuV/m dBuV/m dB dBuV dB/m dB dB dB cm deg 1 2485.24 59.15 74.00 -14.85 46.78 32.16 7.26 37.05 10.00 293 354 PEAK	Blank
Avg	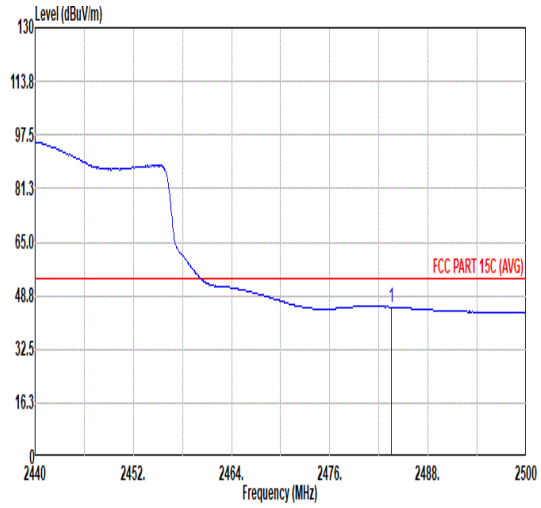 Freq Level Limit Line Over Limit Read Level Ant Factor Cable Loss Preamp Factor Aux Factor APos TPos Remark MHz dBuV/m dBuV/m dB dBuV dB/m dB dB dB cm deg 1 2483.50 45.32 54.00 -8.68 32.96 32.15 7.26 37.05 10.00 293 354 AVERAGE	Blank

Mode	11	
	Harmonic	
	2400-2483.5_802.11BE EHT40_CH06_2437MHz	
ANT	CDD 1S2T	
Pol.	Horizontal	Vertical
Peak Avg	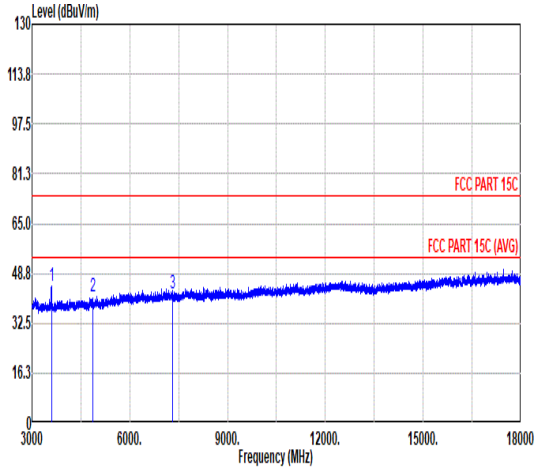 Freq Level Limit Line Over Limit Read Level Ant Factor Cable Loss Preamp Factor Aux Factor APos TPos Remark MHz dBuV/m dBuV/m dB dBuV dB/m dB dB dB cm deg 1 3597.00 44.86 88.49 -43.63 68.25 33.09 8.75 65.23 0.00 --- --- PEAK 2 4874.00 41.19 74.00 -32.81 62.55 33.90 10.29 65.55 0.00 --- --- PEAK 3 7311.00 42.16 74.00 -31.84 59.62 35.80 12.72 65.98 0.00 --- --- PEAK	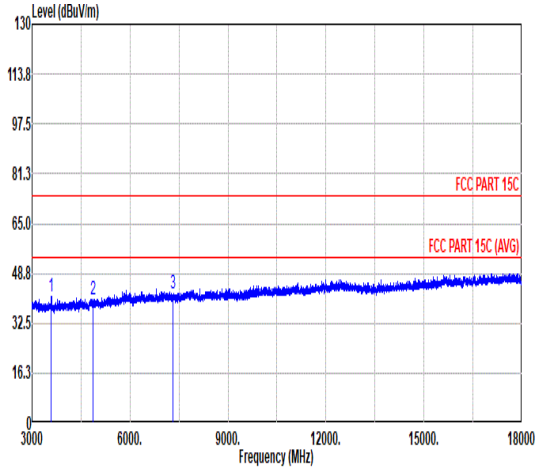 Freq Level Limit Line Over Limit Read Level Ant Factor Cable Loss Preamp Factor Aux Factor APos TPos Remark MHz dBuV/m dBuV/m dB dBuV dB/m dB dB dB cm deg 1 3588.00 41.43 81.39 -39.96 64.89 33.05 8.74 65.25 0.00 --- --- PEAK 2 4874.00 40.47 74.00 -33.53 61.83 33.90 10.29 65.55 0.00 --- --- PEAK 3 7311.00 42.19 74.00 -31.81 59.65 35.80 12.72 65.98 0.00 --- --- PEAK

Mode	12	
	Band Edge - L	
	2400-2483.5_802.11BE EHT40_CH09_2452MHz	
ANT	CDD 1S2T	
Pol.	Horizontal	Fundamental
Peak	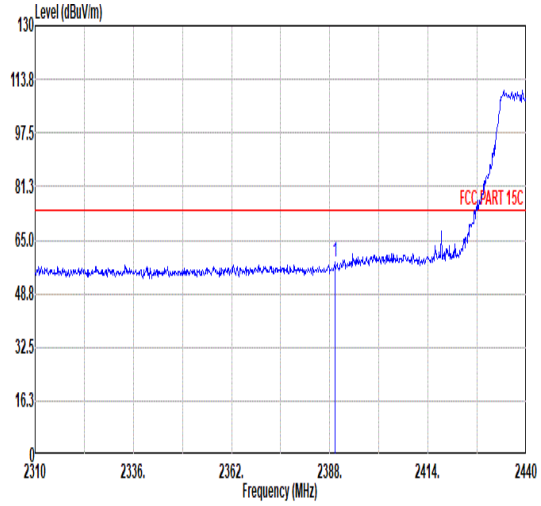 Freq Level Limit Line Over Limit Read Level Ant Factor Cable Loss Preamp Factor Aux Factor APos TPos Remark MHz dBuV/m dBuV/m dB dBuV dB/m dB dB dB cm deg 1 2389.30 58.14 74.00 -15.86 46.16 31.87 7.10 36.99 10.00 154 0 PEAK	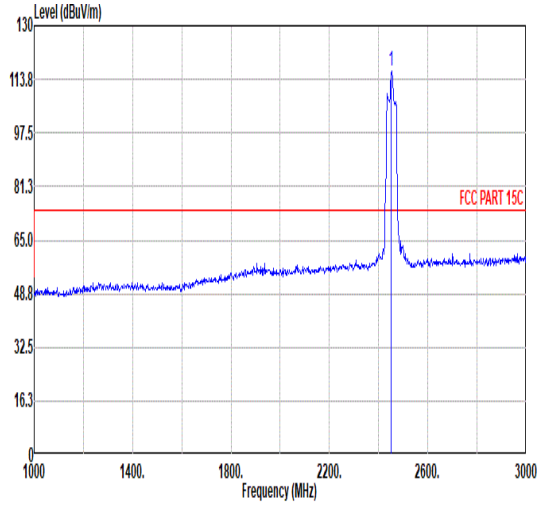 Freq Level Limit Line Over Limit Read Level Ant Factor Cable Loss Preamp Factor Aux Factor APos TPos Remark MHz dBuV/m dBuV/m dB dBuV dB/m dB dB dB cm deg 1 2452.00 116.30 ------ ------ 104.06 32.06 7.21 37.03 10.00 154 0 PEAK
Avg	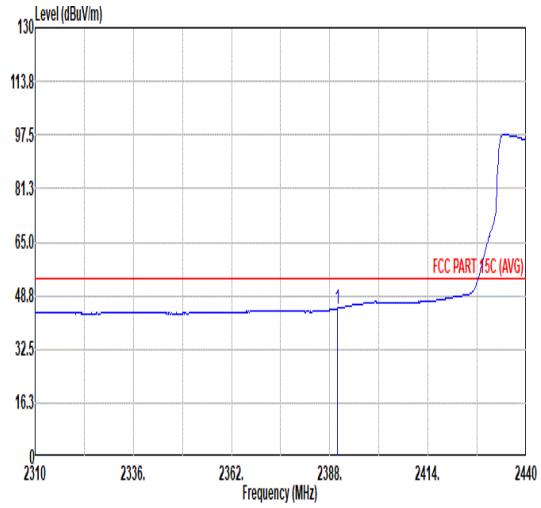 Freq Level Limit Line Over Limit Read Level Ant Factor Cable Loss Preamp Factor Aux Factor APos TPos Remark MHz dBuV/m dBuV/m dB dBuV dB/m dB dB dB cm deg 1 2389.95 44.88 54.00 -9.12 32.89 31.87 7.11 36.99 10.00 154 0 AVERAGE	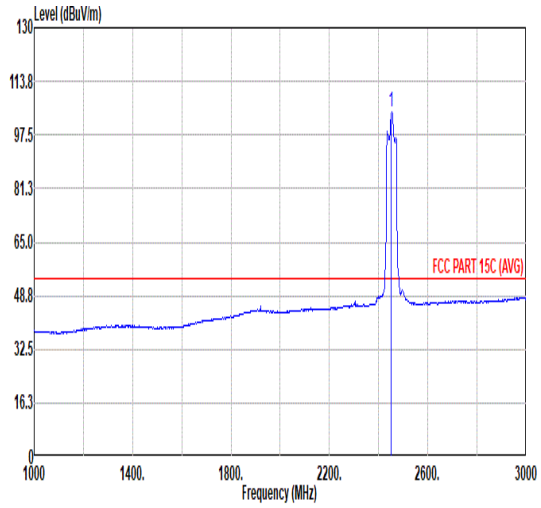 Freq Level Limit Line Over Limit Read Level Ant Factor Cable Loss Preamp Factor Aux Factor APos TPos Remark MHz dBuV/m dBuV/m dB dBuV dB/m dB dB dB cm deg 1 2452.00 104.53 ------ ------ 92.29 32.06 7.21 37.03 10.00 154 0 AVERAGE

Mode	12	
	Band Edge - R	
	2400-2483.5_802.11BE EHT40_CH09_2452MHz	
ANT	CDD 1S2T	
Pol.	Horizontal	Fundamental
Peak	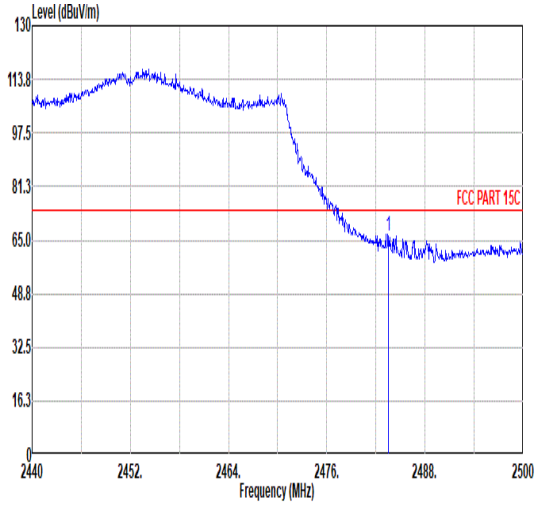 Freq Level Limit Line Over Limit Read Level Ant Factor Cable Loss Preamp Factor Aux Factor APos TPos Remark MHz dBuV/m dBuV/m dB dBuV dB/m dB dB dB cm deg 1 2483.50 66.32 74.00 -7.68 53.96 32.15 7.26 37.05 10.00 154 0 PEAK	Blank
Avg	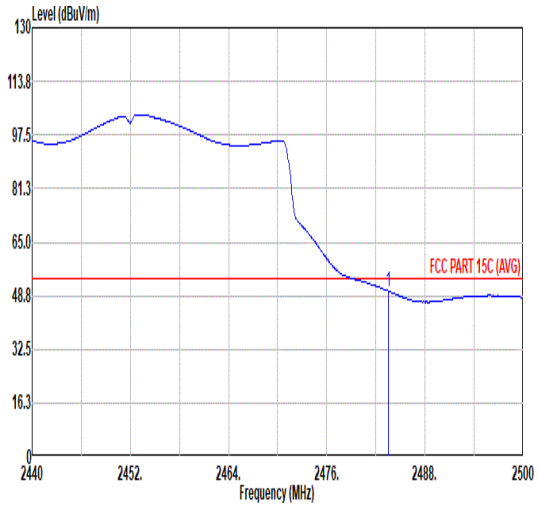 Freq Level Limit Line Over Limit Read Level Ant Factor Cable Loss Preamp Factor Aux Factor APos TPos Remark MHz dBuV/m dBuV/m dB dBuV dB/m dB dB dB cm deg 1 2483.50 50.20 54.00 -3.80 37.84 32.15 7.26 37.05 10.00 154 0 AVERAGE	Blank

Mode	12	
	Band Edge - L	
	2400-2483.5_802.11BE EHT40_CH09_2452MHz	
ANT	CDD 1S2T	
Pol.	Vertical	Fundamental
Peak	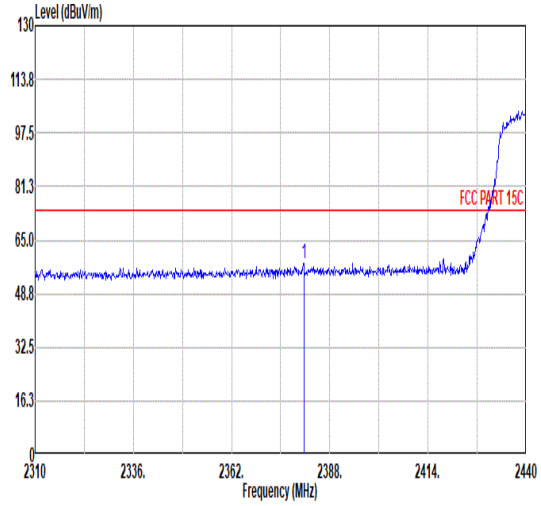 Freq Level Limit Line Over Limit Read Level Ant Factor Cable Loss Preamp Factor Aux Factor APos TPos Remark MHz dBuV/m dBuV/m dB dBuV dB/m dB dB dB cm deg 1 2381.11 58.13 74.00 -15.87 46.20 31.84 7.09 37.00 10.00 100 67 PEAK	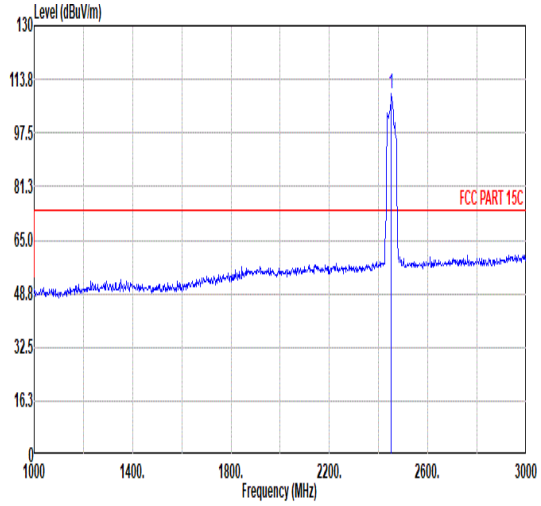 Freq Level Limit Line Over Limit Read Level Ant Factor Cable Loss Preamp Factor Aux Factor APos TPos Remark MHz dBuV/m dBuV/m dB dBuV dB/m dB dB dB cm deg 1 2452.00 109.47 ------ ------ 97.23 32.06 7.21 37.03 10.00 100 67 PEAK
Avg	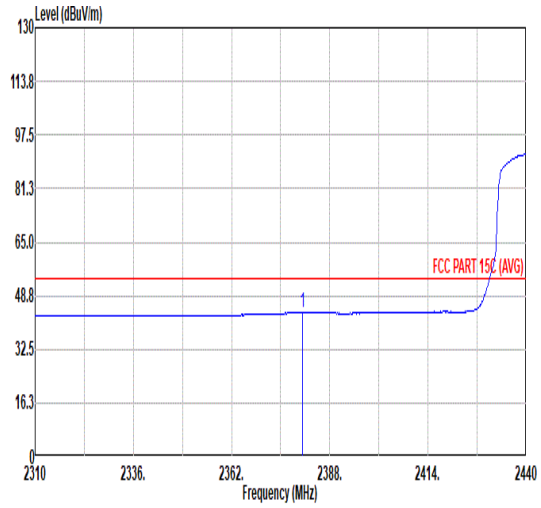 Freq Level Limit Line Over Limit Read Level Ant Factor Cable Loss Preamp Factor Aux Factor APos TPos Remark MHz dBuV/m dBuV/m dB dBuV dB/m dB dB dB cm deg 1 2380.85 43.72 54.00 -10.28 31.79 31.84 7.09 37.00 10.00 100 67 AVERAGE	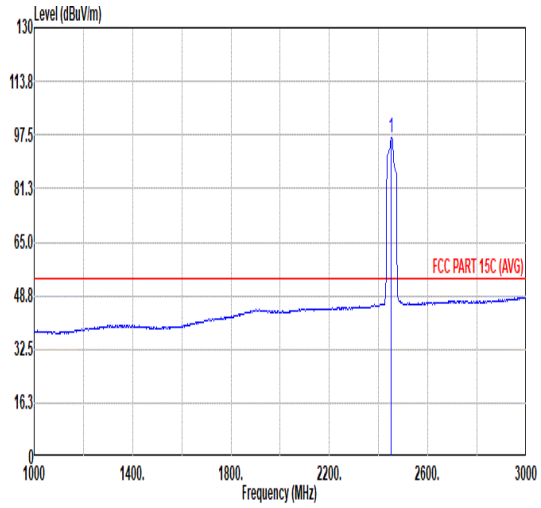 Freq Level Limit Line Over Limit Read Level Ant Factor Cable Loss Preamp Factor Aux Factor APos TPos Remark MHz dBuV/m dBuV/m dB dBuV dB/m dB dB dB cm deg 1 2452.00 96.83 ------ ------ 84.59 32.06 7.21 37.03 10.00 100 67 AVERAGE

Mode	12	
	Band Edge - R	
	2400-2483.5_802.11BE EHT40_CH09_2452MHz	
ANT	CDD 1S2T	
Pol.	Vertical	Fundamental
Peak	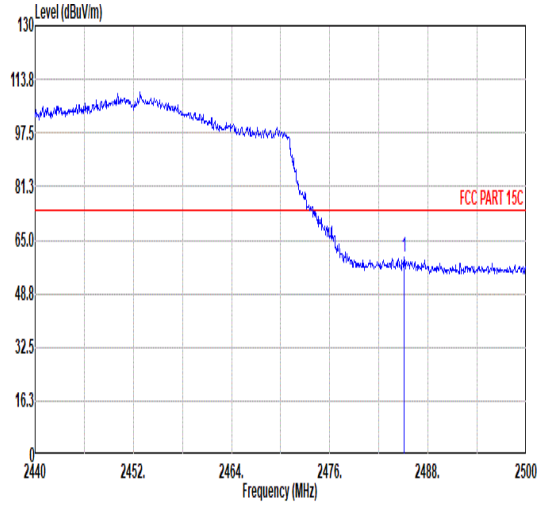 Freq Level Limit Line Over Limit Read Level Ant Factor Cable Loss Preamp Factor Aux Factor APos TPos Remark MHz dBuV/m dBuV/m dB dBuV dB/m dB dB dB cm deg 1 2485.12 59.68 74.00 -14.32 47.31 32.16 7.26 37.05 10.00 100 67 PEAK	Blank
Avg	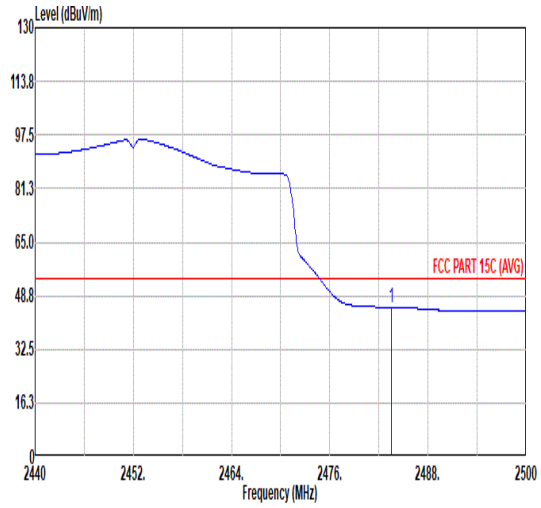 Freq Level Limit Line Over Limit Read Level Ant Factor Cable Loss Preamp Factor Aux Factor APos TPos Remark MHz dBuV/m dBuV/m dB dBuV dB/m dB dB dB cm deg 1 2483.50 45.31 54.00 -8.69 32.95 32.15 7.26 37.05 10.00 100 67 AVERAGE	Blank

Mode	12	
	Harmonic	
	2400-2483.5_802.11BE EHT40_CH09_2452MHz	
ANT	CDD 1S2T	
Pol.	Horizontal	Vertical
Peak Avg	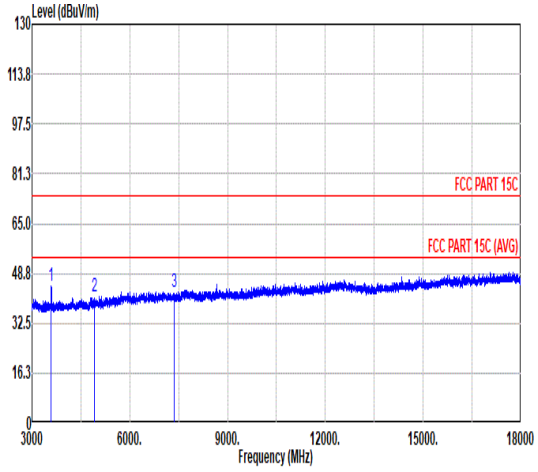 Freq Level Limit Line Over Limit Read Level Ant Factor Cable Loss Preamp Factor Aux Factor APos TPos Remark MHz dBuV/m dBuV/m dB dBuV dB/m dB dB dB cm deg 1 3591.00 44.51 87.00 -42.49 67.94 33.06 8.75 65.24 0.00 --- --- PEAK 2 4904.00 41.15 74.00 -32.85 62.54 33.90 10.33 65.62 0.00 --- --- PEAK 3 7356.00 42.80 74.00 -31.20 60.35 35.80 12.73 66.08 0.00 --- --- PEAK	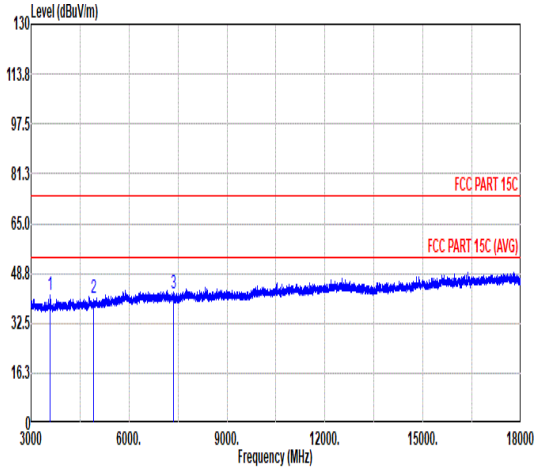 Freq Level Limit Line Over Limit Read Level Ant Factor Cable Loss Preamp Factor Aux Factor APos TPos Remark MHz dBuV/m dBuV/m dB dBuV dB/m dB dB dB cm deg 1 3588.00 41.75 79.74 -37.99 65.21 33.05 8.74 65.25 0.00 --- --- PEAK 2 4904.00 40.53 74.00 -33.47 61.92 33.90 10.33 65.62 0.00 --- --- PEAK 3 7356.00 42.43 74.00 -31.57 59.98 35.80 12.73 66.08 0.00 --- --- PEAK

Mode	13	
	Band Edge	
	2400-2483.5_802.11BE EHT20_CH01_2412MHz RU52*4	
ANT	CDD 1S2T	
Pol.	Horizontal	Fundamental
Peak	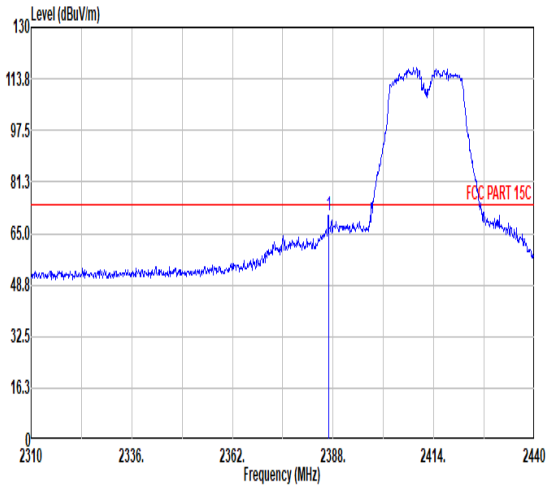 Freq Level Limit Line Over Limit Read Level Ant Factor Cable Loss Preamp Factor Aux Factor APos TPos Remark MHz dBuV/m dBuV/m dB dBuV dB/m dB dB dB cm deg 1 2386.83 70.54 74.00 -3.46 58.21 32.22 7.10 36.99 10.00 300 0 PEAK	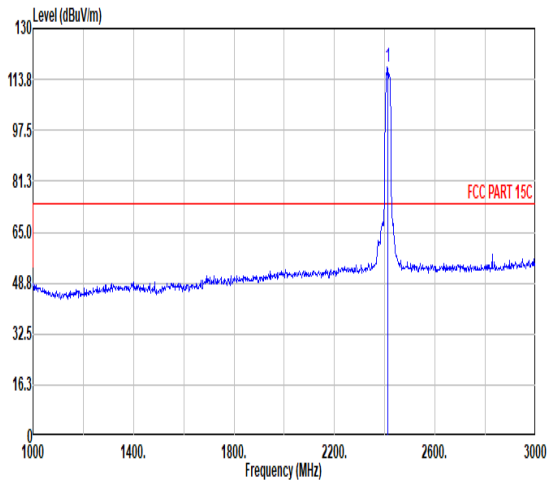 Freq Level Limit Line Over Limit Read Level Ant Factor Cable Loss Preamp Factor Aux Factor APos TPos Remark MHz dBuV/m dBuV/m dB dBuV dB/m dB dB dB cm deg 1 2412.00 117.95 ------ ------ 105.39 32.42 7.14 37.00 10.00 300 0 PEAK
Avg	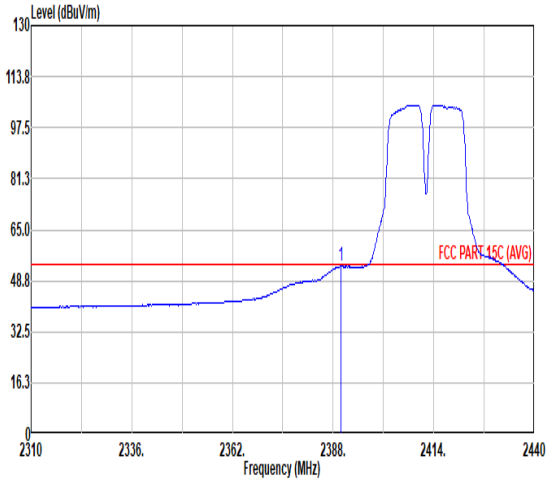 Freq Level Limit Line Over Limit Read Level Ant Factor Cable Loss Preamp Factor Aux Factor APos TPos Remark MHz dBuV/m dBuV/m dB dBuV dB/m dB dB dB cm deg 1 2389.95 53.29 54.00 -0.71 40.93 32.24 7.11 36.99 10.00 300 0 AVERAGE	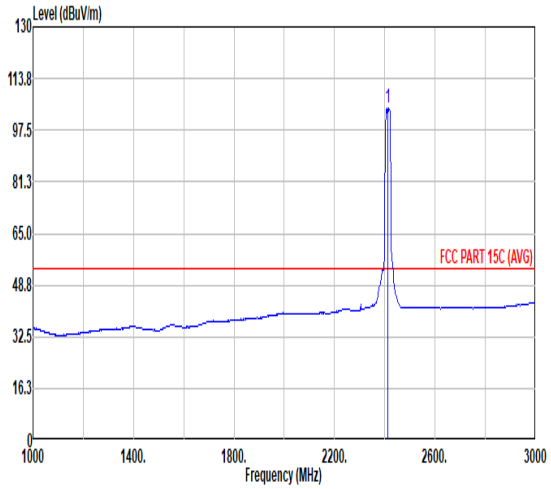 Freq Level Limit Line Over Limit Read Level Ant Factor Cable Loss Preamp Factor Aux Factor APos TPos Remark MHz dBuV/m dBuV/m dB dBuV dB/m dB dB dB cm deg 1 2412.00 104.69 ------ ------ 92.16 32.40 7.13 37.00 10.00 300 0 AVERAGE

Mode	13	
	Band Edge	
	2400-2483.5_802.11BE EHT20_CH01_2412MHz RU52*4	
ANT	CDD 1S2T	
Pol.	Vertical	Fundamental
Peak	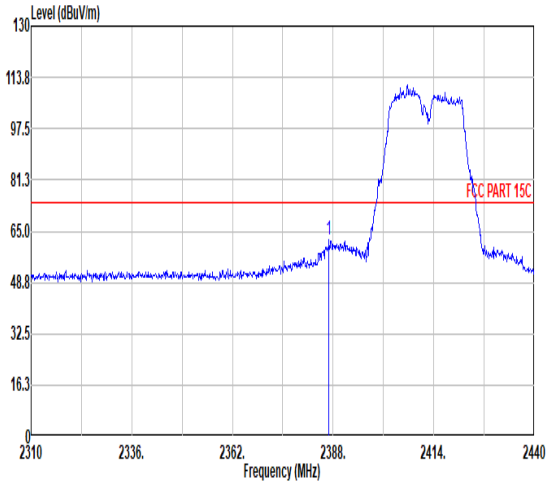 Freq Level Limit Line Over Limit Read Level Ant Factor Cable Loss Preamp Factor Aux Factor APos TPos Remark MHz dBuV/m dBuV/m dB dBuV dB/m dB dB dB cm deg 1 2386.96 62.41 74.00 -11.59 50.08 32.22 7.10 36.99 10.00 338 16 PEAK	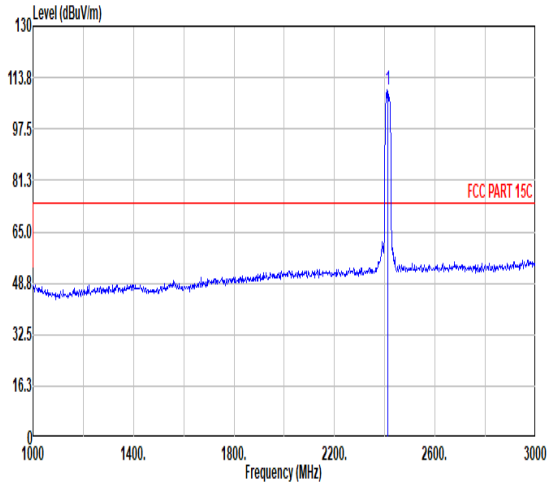 Freq Level Limit Line Over Limit Read Level Ant Factor Cable Loss Preamp Factor Aux Factor APos TPos Remark MHz dBuV/m dBuV/m dB dBuV dB/m dB dB dB cm deg 1 2412.00 109.88 ------ ------ 97.35 32.40 7.13 37.00 10.00 338 16 PEAK
Avg	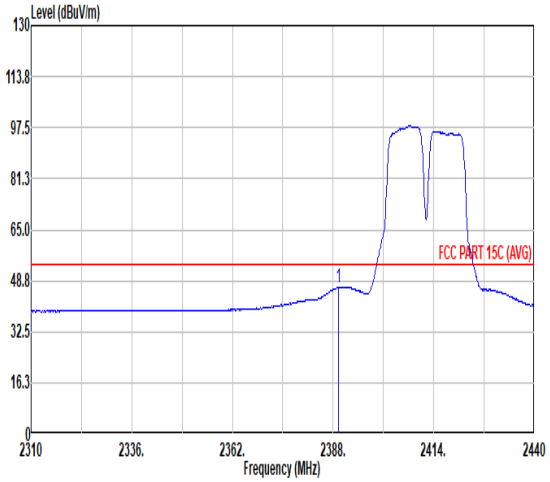 Freq Level Limit Line Over Limit Read Level Ant Factor Cable Loss Preamp Factor Aux Factor APos TPos Remark MHz dBuV/m dBuV/m dB dBuV dB/m dB dB dB cm deg 1 2389.43 46.76 54.00 -7.24 34.41 32.24 7.10 36.99 10.00 338 16 AVERAGE	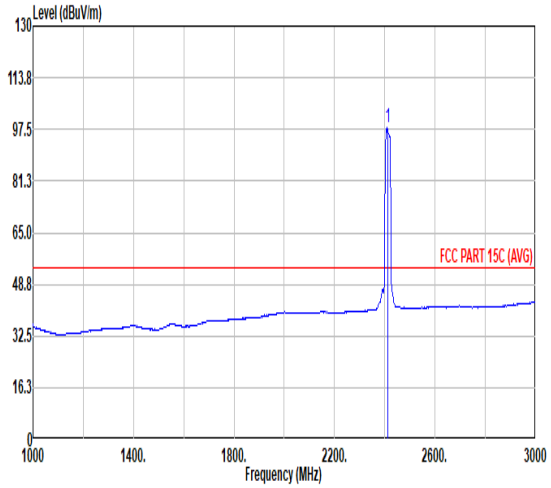 Freq Level Limit Line Over Limit Read Level Ant Factor Cable Loss Preamp Factor Aux Factor APos TPos Remark MHz dBuV/m dBuV/m dB dBuV dB/m dB dB dB cm deg 1 2412.00 97.93 ------ ------ 85.40 32.40 7.13 37.00 10.00 338 16 AVERAGE

Mode	14	
	Band Edge	
	2400-2483.5_802.11BE EHT20_CH11_2462MHz RU52*4	
ANT	CDD 1S2T	
Pol.	Horizontal	Fundamental
Peak	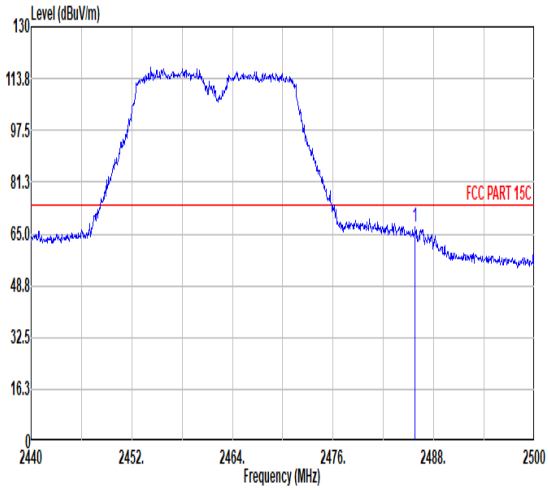 Freq Level Limit Line Over Limit Read Level Ant Factor Cable Loss Preamp Factor Aux Factor APos TPos Remark MHz dBuV/m dBuV/m dB dBuV dB/m dB dB dB cm deg 1 2485.78 67.35 74.00 -6.65 54.60 32.54 7.26 37.05 10.00 285 360 PEAK	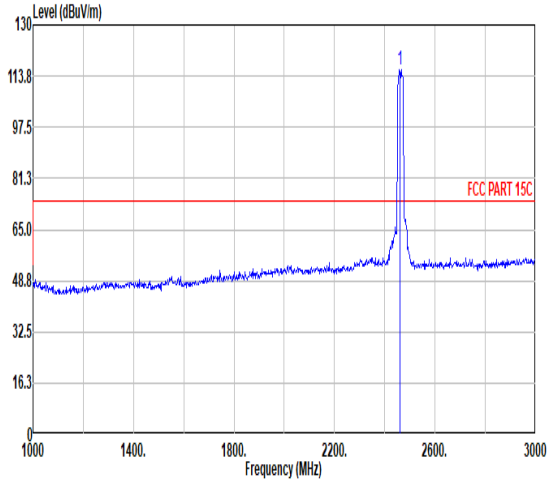 Freq Level Limit Line Over Limit Read Level Ant Factor Cable Loss Preamp Factor Aux Factor APos TPos Remark MHz dBuV/m dBuV/m dB dBuV dB/m dB dB dB cm deg 1 2462.00 115.96 ------ ------ 102.96 32.82 7.21 37.03 10.00 285 360 PEAK
Avg	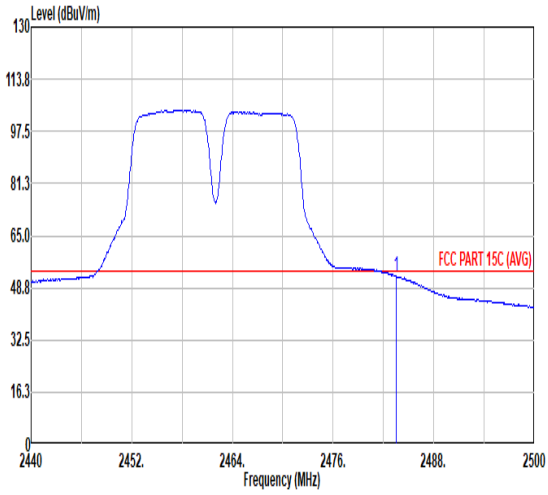 Freq Level Limit Line Over Limit Read Level Ant Factor Cable Loss Preamp Factor Aux Factor APos TPos Remark MHz dBuV/m dBuV/m dB dBuV dB/m dB dB dB cm deg 1 2483.50 52.48 54.00 -1.52 39.71 32.56 7.26 37.05 10.00 285 360 AVERAGE	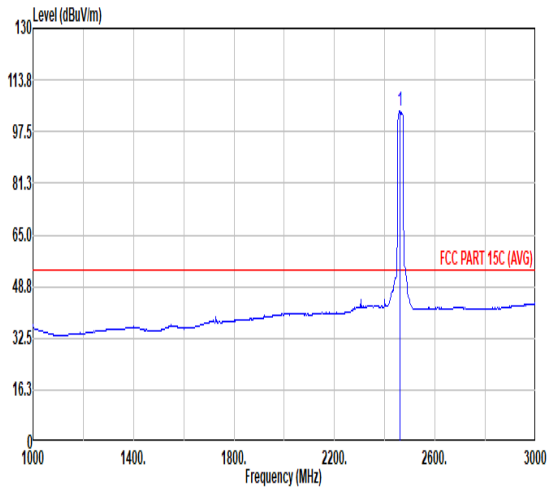 Freq Level Limit Line Over Limit Read Level Ant Factor Cable Loss Preamp Factor Aux Factor APos TPos Remark MHz dBuV/m dBuV/m dB dBuV dB/m dB dB dB cm deg 1 2462.00 103.97 ------ ------ 90.97 32.82 7.21 37.03 10.00 285 360 AVERAGE

Mode	14	
	Band Edge	
	2400-2483.5_802.11BE EHT20_CH11_2462MHz RU52*4	
ANT	CDD 1S2T	
Pol.	Vertical	Fundamental
Peak	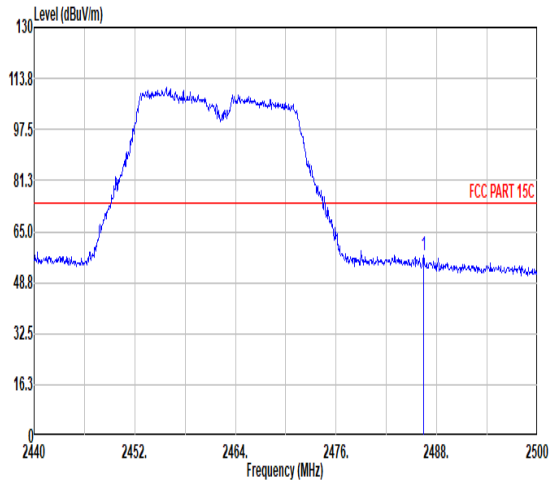 Freq Level Limit Line Over Limit Read Level Ant Factor Cable Loss Preamp Factor Aux Factor APos TPos Remark MHz dBuV/m dBuV/m dB dBuV dB/m dB dB dB cm deg 1 2486.44 57.31 74.00 -16.69 44.56 32.54 7.26 37.05 10.00 103 64 PEAK	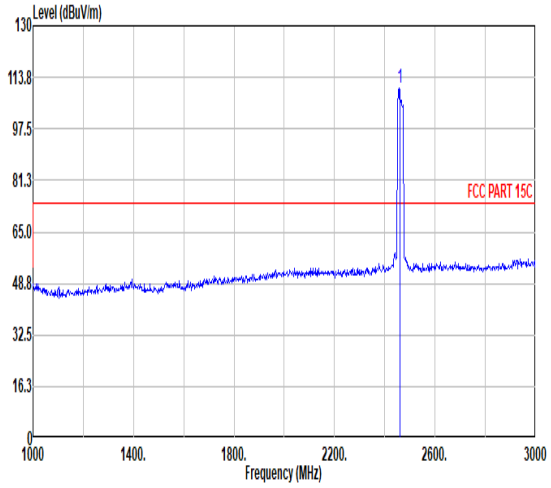 Freq Level Limit Line Over Limit Read Level Ant Factor Cable Loss Preamp Factor Aux Factor APos TPos Remark MHz dBuV/m dBuV/m dB dBuV dB/m dB dB dB cm deg 1 2462.00 110.38 ------ ------ 97.36 32.84 7.21 37.03 10.00 103 64 PEAK
Avg	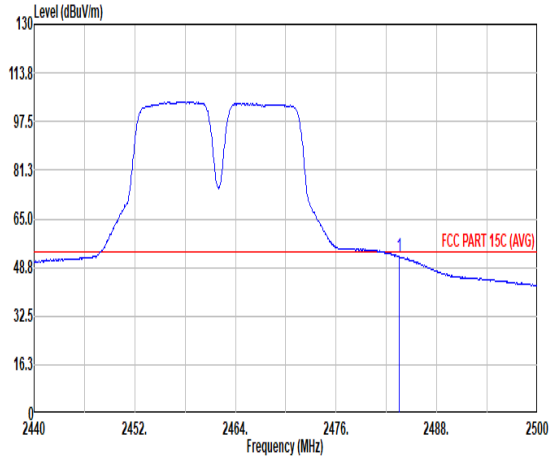 Freq Level Limit Line Over Limit Read Level Ant Factor Cable Loss Preamp Factor Aux Factor APos TPos Remark MHz dBuV/m dBuV/m dB dBuV dB/m dB dB dB cm deg 1 2483.50 52.48 54.00 -1.52 39.71 32.56 7.26 37.05 10.00 285 360 AVERAGE	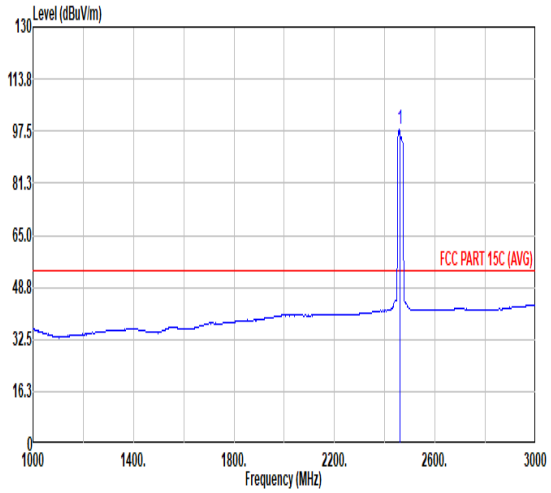 Freq Level Limit Line Over Limit Read Level Ant Factor Cable Loss Preamp Factor Aux Factor APos TPos Remark MHz dBuV/m dBuV/m dB dBuV dB/m dB dB dB cm deg 1 2462.00 98.14 ------ ------ 85.12 32.84 7.21 37.03 10.00 103 64 AVERAGE

Mode	15	
	Band Edge	
	2400-2483.5_802.11g_CH2_2417MHz	
ANT	CDD 1S2T	
Pol.	Horizontal	Fundamental
Peak	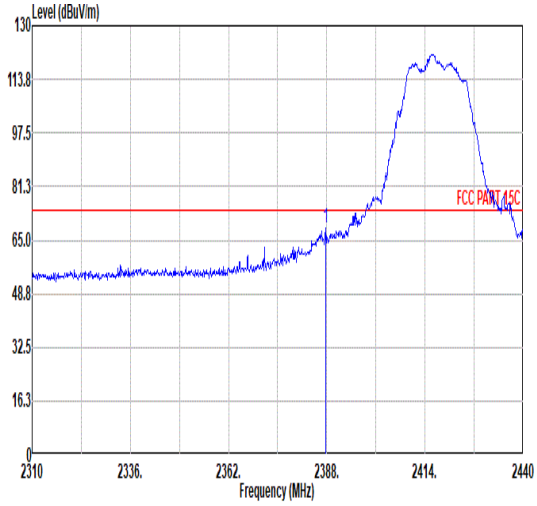 Freq Level Limit Line Over Limit Read Level Ant Factor Cable Loss Preamp Factor Aux Factor APos TPos Remark 1 2387.74 68.80 74.00 -5.20 56.46 32.23 7.10 36.99 10.00 266 0 PEAK	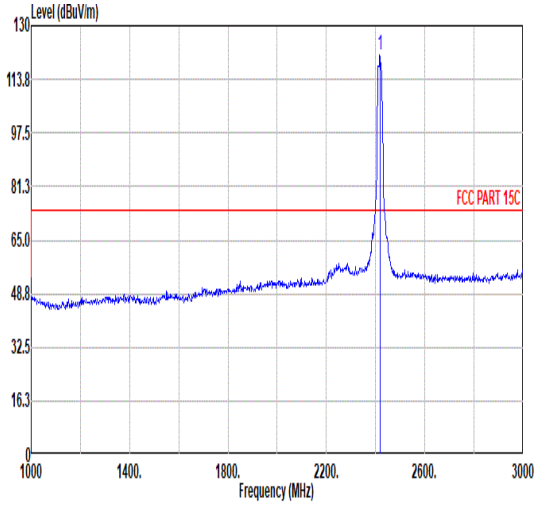 Freq Level Limit Line Over Limit Read Level Ant Factor Cable Loss Preamp Factor Aux Factor APos TPos Remark 1 2417.00 121.27 ------ ------ 108.63 32.49 7.15 37.00 10.00 266 0 PEAK
Avg	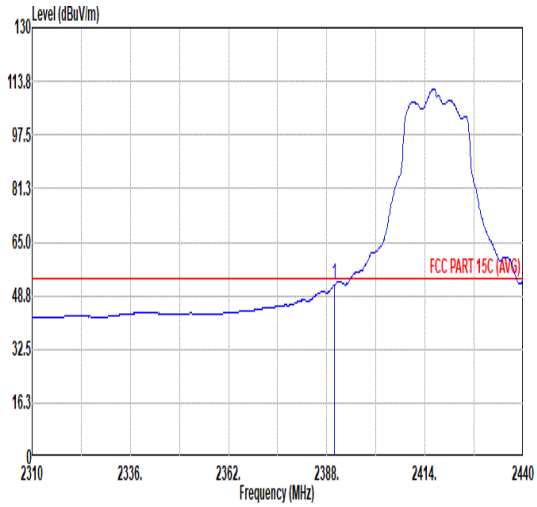 Freq Level Limit Line Over Limit Read Level Ant Factor Cable Loss Preamp Factor Aux Factor APos TPos Remark 1 2389.95 52.54 54.00 -1.46 40.18 32.24 7.11 36.99 10.00 266 0 AVERAGE	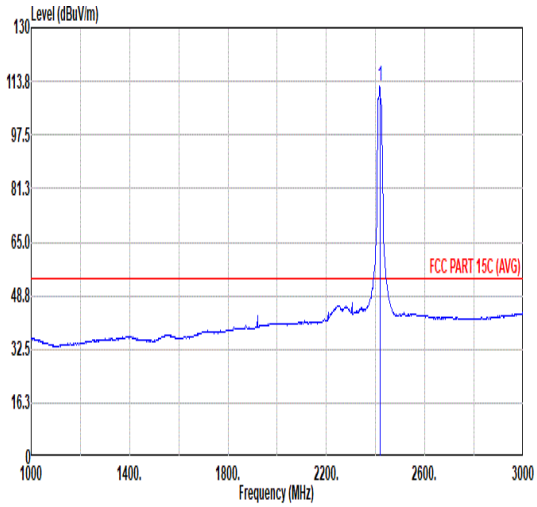 Freq Level Limit Line Over Limit Read Level Ant Factor Cable Loss Preamp Factor Aux Factor APos TPos Remark 1 2417.00 112.24 ------ ------ 99.60 32.49 7.15 37.00 10.00 266 0 AVERAGE

Mode	15	
	Band Edge	
	2400-2483.5_802.11g_CH2_2417MHz	
ANT	CDD 1S2T	
Pol.	Vertical	Fundamental
Peak	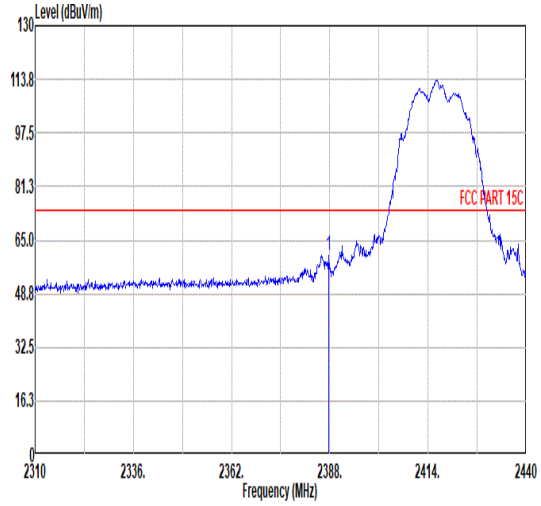 Freq Level Limit Line Over Limit Read Level Ant Factor Cable Loss Preamp Factor Aux Factor APos TPos Remark MHz dBuV/m dBuV/m dB dBuV dB/m dB dB dB cm deg 1 2387.74 60.34 74.00 -13.66 48.00 32.23 7.10 36.99 10.00 345 12 PEAK	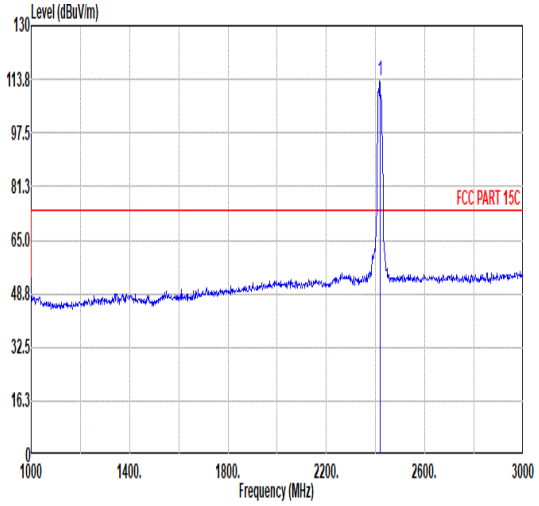 Freq Level Limit Line Over Limit Read Level Ant Factor Cable Loss Preamp Factor Aux Factor APos TPos Remark MHz dBuV/m dBuV/m dB dBuV dB/m dB dB dB cm deg 1 2417.00 113.09 ------ ------ 100.45 32.49 7.15 37.00 10.00 345 12 PEAK
Avg	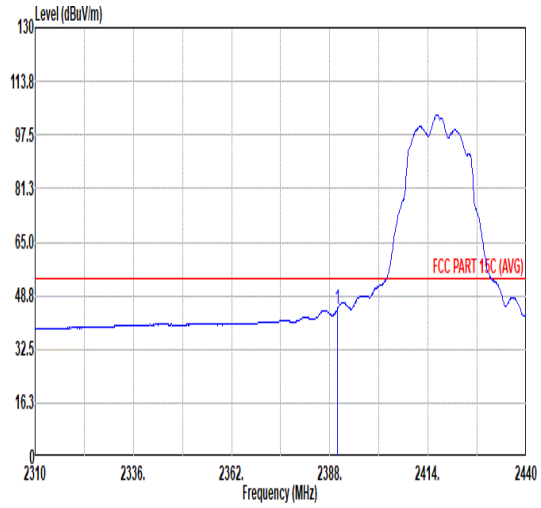 Freq Level Limit Line Over Limit Read Level Ant Factor Cable Loss Preamp Factor Aux Factor APos TPos Remark MHz dBuV/m dBuV/m dB dBuV dB/m dB dB dB cm deg 1 2389.95 44.60 54.00 -9.40 32.24 32.24 7.11 36.99 10.00 345 12 AVERAGE	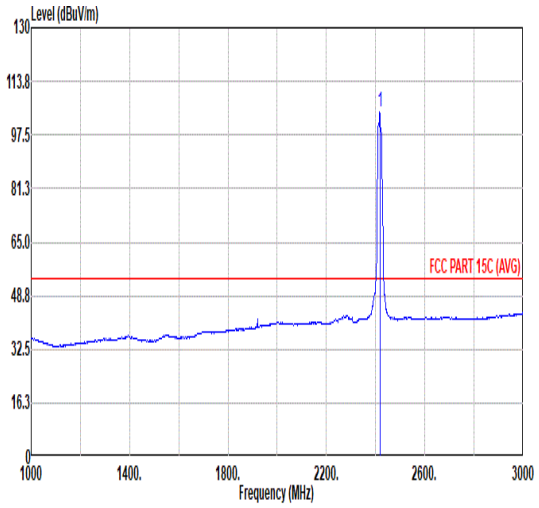 Freq Level Limit Line Over Limit Read Level Ant Factor Cable Loss Preamp Factor Aux Factor APos TPos Remark MHz dBuV/m dBuV/m dB dBuV dB/m dB dB dB cm deg 1 2417.00 104.40 ------ ------ 91.76 32.49 7.15 37.00 10.00 345 12 AVERAGE

Mode	16	
	Band Edge	
	2400-2483.5_802.11g_CH10_2457MHz	
ANT	CDD 1S2T	
Pol.	Horizontal	Fundamental
Peak	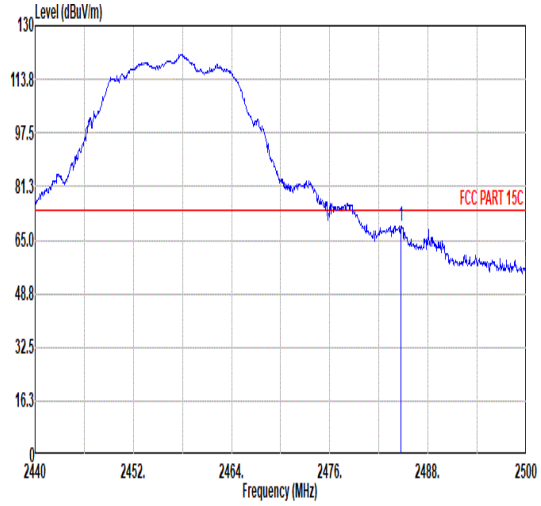 Freq Level Limit Line Over Limit Read Level Ant Factor Cable Loss Preamp Factor Aux Factor APos TPos Remark MHz dBuV/m dBuV/m dB dBuV dB/m dB dB dB cm deg 1 2484.70 69.19 74.00 -4.81 56.43 32.55 7.26 37.05 10.00 155 360 PEAK	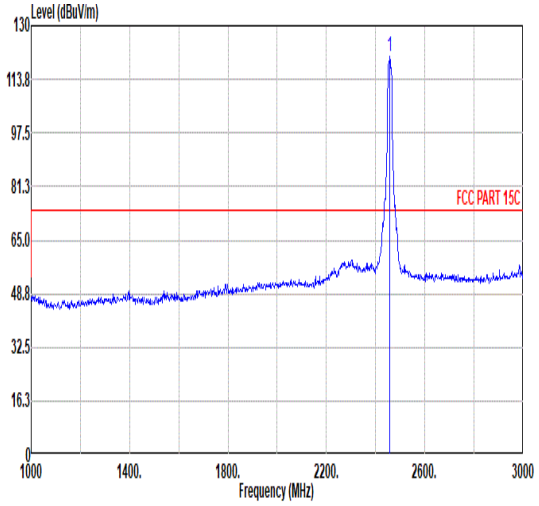 Freq Level Limit Line Over Limit Read Level Ant Factor Cable Loss Preamp Factor Aux Factor APos TPos Remark MHz dBuV/m dBuV/m dB dBuV dB/m dB dB dB cm deg 1 2457.00 120.75 ------ ------ 107.75 32.82 7.21 37.03 10.00 155 360 PEAK
Avg	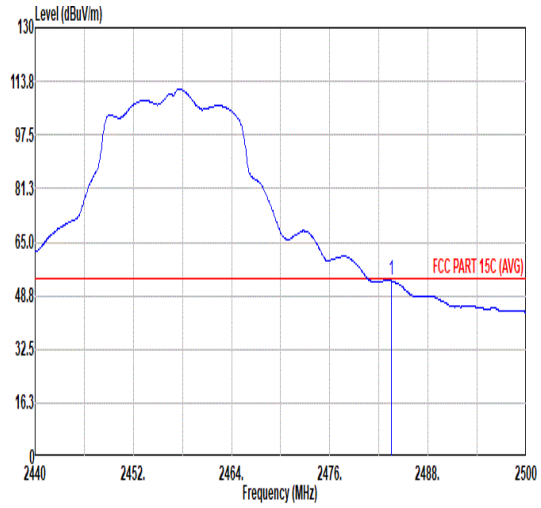 Freq Level Limit Line Over Limit Read Level Ant Factor Cable Loss Preamp Factor Aux Factor APos TPos Remark MHz dBuV/m dBuV/m dB dBuV dB/m dB dB dB cm deg 1 2483.50 53.26 54.00 -0.74 40.49 32.56 7.26 37.05 10.00 155 360 AVERAGE	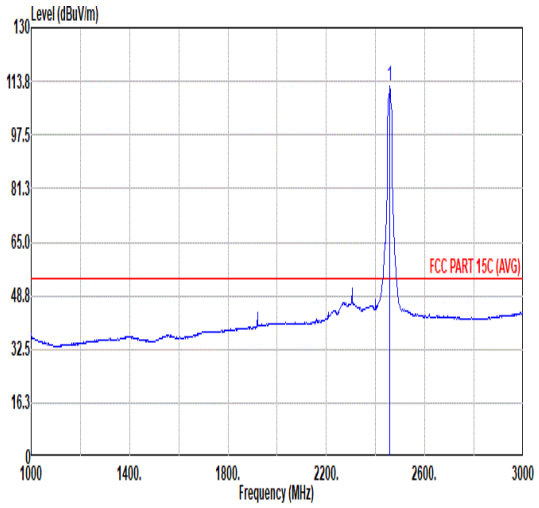 Freq Level Limit Line Over Limit Read Level Ant Factor Cable Loss Preamp Factor Aux Factor APos TPos Remark MHz dBuV/m dBuV/m dB dBuV dB/m dB dB dB cm deg 1 2457.00 112.32 ------ ------ 99.32 32.82 7.21 37.03 10.00 155 360 AVERAGE

Mode	16	
	Band Edge	
	2400-2483.5_802.11g_CH10_2457MHz	
ANT	CDD 1S2T	
Pol.	Vertical	Fundamental
Peak	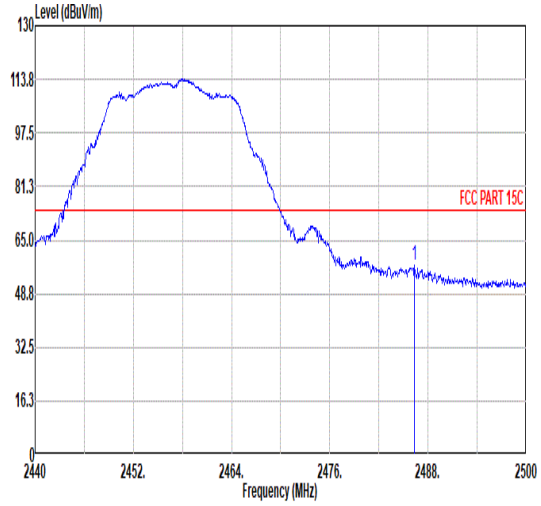 Freq Level Limit Line Over Limit Read Level Ant Factor Cable Loss Preamp Factor Aux Factor APos TPos Remark MHz dBuV/m dBuV/m dB dBuV dB/m dB dB dB cm deg 1 2486.32 57.30 74.00 -16.70 44.55 32.54 7.26 37.05 10.00 100 91 PEAK	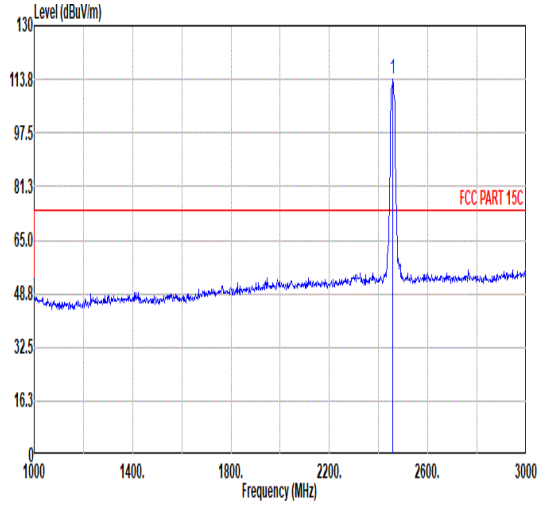 Freq Level Limit Line Over Limit Read Level Ant Factor Cable Loss Preamp Factor Aux Factor APos TPos Remark MHz dBuV/m dBuV/m dB dBuV dB/m dB dB dB cm deg 1 2457.00 113.78 ------ ------ 100.78 32.82 7.21 37.03 10.00 100 91 PEAK
Avg	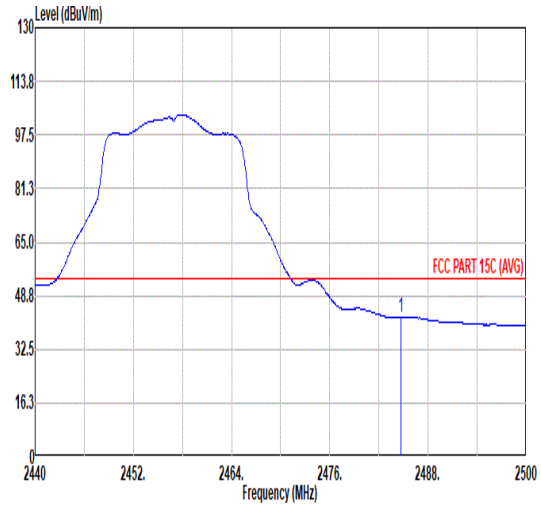 Freq Level Limit Line Over Limit Read Level Ant Factor Cable Loss Preamp Factor Aux Factor APos TPos Remark MHz dBuV/m dBuV/m dB dBuV dB/m dB dB dB cm deg 1 2484.70 42.21 54.00 -11.79 29.45 32.55 7.26 37.05 10.00 100 91 AVERAGE	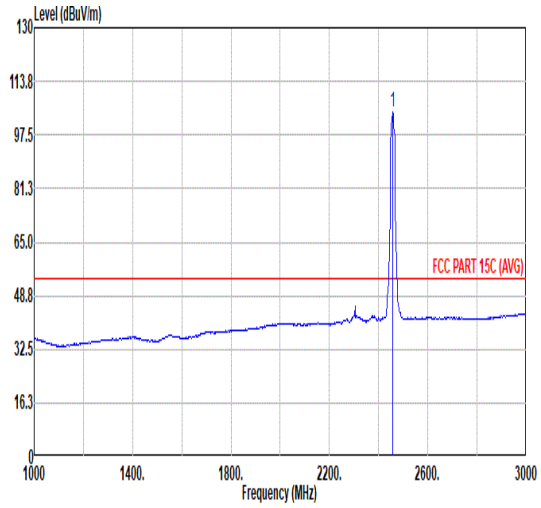 Freq Level Limit Line Over Limit Read Level Ant Factor Cable Loss Preamp Factor Aux Factor APos TPos Remark MHz dBuV/m dBuV/m dB dBuV dB/m dB dB dB cm deg 1 2457.00 104.65 ------ ------ 91.65 32.82 7.21 37.03 10.00 100 91 AVERAGE

Mode	17	
	Band Edge	
	2400-2483.5_802.11BE EHT20_CH02_2417MHz	
ANT	CDD 1S2T	
Pol.	Horizontal	Fundamental
Peak	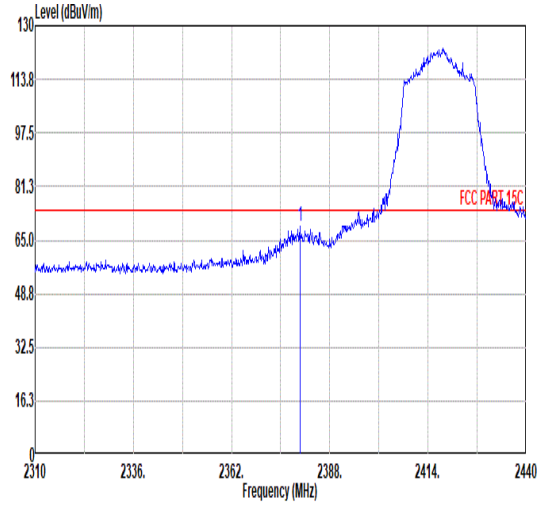 Freq Level Limit Line Over Limit Read Level Ant Factor Cable Loss Preamp Factor Aux Factor APos TPos Remark MHz dBuV/m dBuV/m dB dBuV dB/m dB dB dB cm deg 1 2380.07 69.17 74.00 -4.83 56.90 32.18 7.09 37.00 10.00 126 202 PEAK	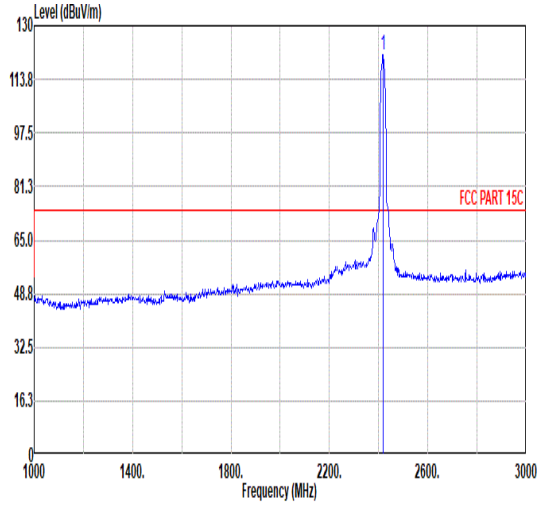 Freq Level Limit Line Over Limit Read Level Ant Factor Cable Loss Preamp Factor Aux Factor APos TPos Remark MHz dBuV/m dBuV/m dB dBuV dB/m dB dB dB cm deg 1 2417.00 121.25 ------ ------ 108.58 32.52 7.15 37.00 10.00 126 202 PEAK
Avg	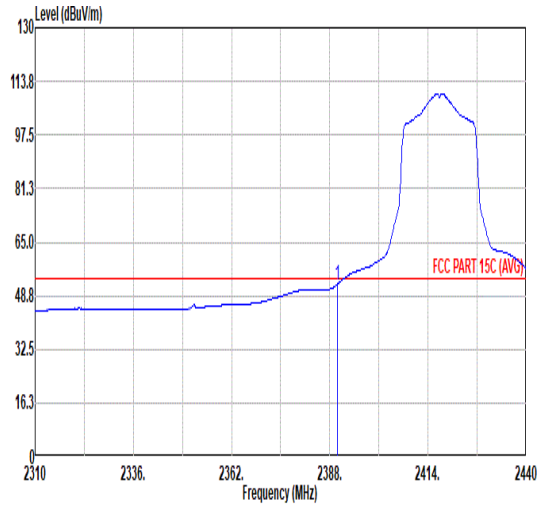 Freq Level Limit Line Over Limit Read Level Ant Factor Cable Loss Preamp Factor Aux Factor APos TPos Remark MHz dBuV/m dBuV/m dB dBuV dB/m dB dB dB cm deg 1 2389.95 52.16 54.00 -1.84 39.80 32.24 7.11 36.99 10.00 126 202 AVERAGE	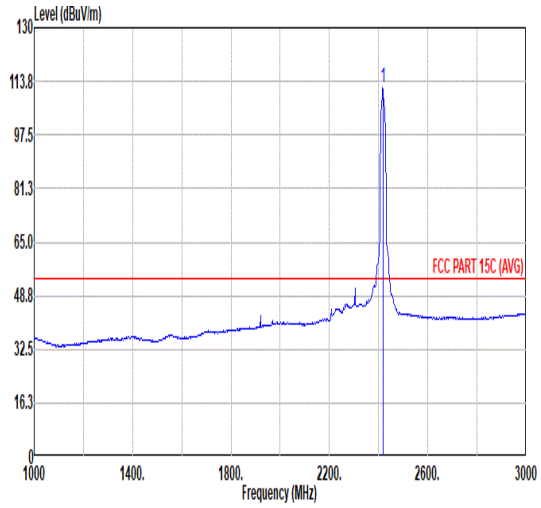 Freq Level Limit Line Over Limit Read Level Ant Factor Cable Loss Preamp Factor Aux Factor APos TPos Remark MHz dBuV/m dBuV/m dB dBuV dB/m dB dB dB cm deg 1 2417.00 111.62 ------ ------ 98.98 32.49 7.15 37.00 10.00 126 202 AVERAGE

Mode	17	
	Band Edge	
	2400-2483.5_802.11BE EHT20_CH02_2417MHz	
ANT	CDD 1S2T	
Pol.	Vertical	Fundamental
Peak	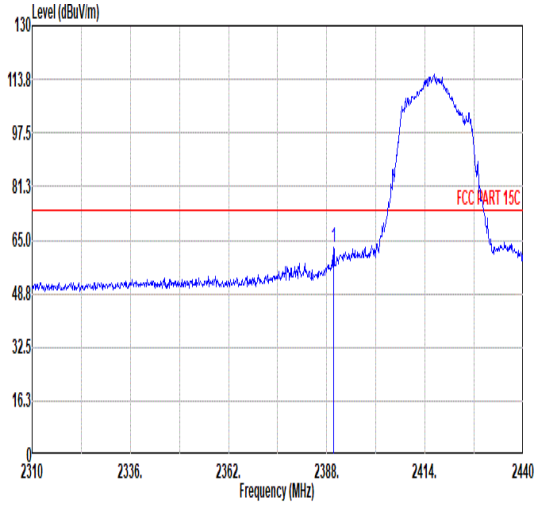 Freq Level Limit Line Over Limit Read Level Ant Factor Cable Loss Preamp Factor Aux Factor APos TPos Remark MHz dBuV/m dBuV/m dB dBuV dB/m dB dB dB cm deg 1 2389.82 62.69 74.00 -11.31 50.33 32.24 7.11 36.99 10.00 346 10 PEAK	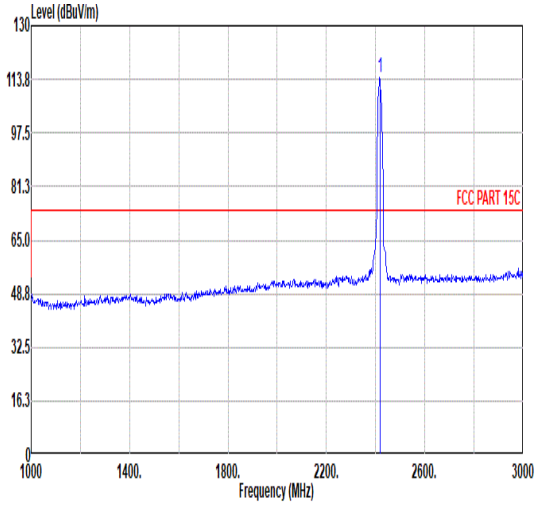 Freq Level Limit Line Over Limit Read Level Ant Factor Cable Loss Preamp Factor Aux Factor APos TPos Remark MHz dBuV/m dBuV/m dB dBuV dB/m dB dB dB cm deg 1 2417.00 114.06 ------ ------ 101.42 32.49 7.15 37.00 10.00 346 10 PEAK
Avg	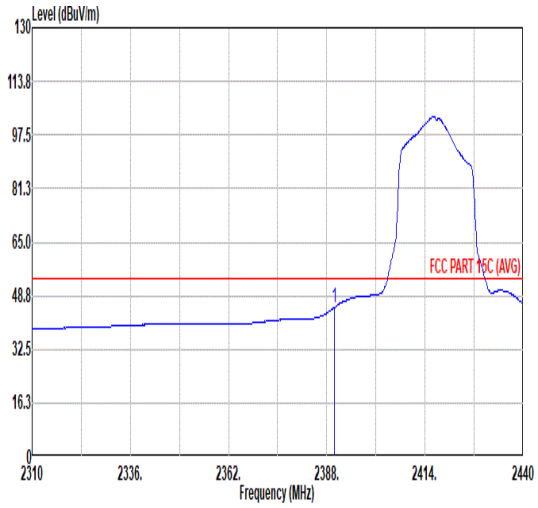 Freq Level Limit Line Over Limit Read Level Ant Factor Cable Loss Preamp Factor Aux Factor APos TPos Remark MHz dBuV/m dBuV/m dB dBuV dB/m dB dB dB cm deg 1 2389.95 45.16 54.00 -8.84 32.80 32.24 7.11 36.99 10.00 346 10 AVERAGE	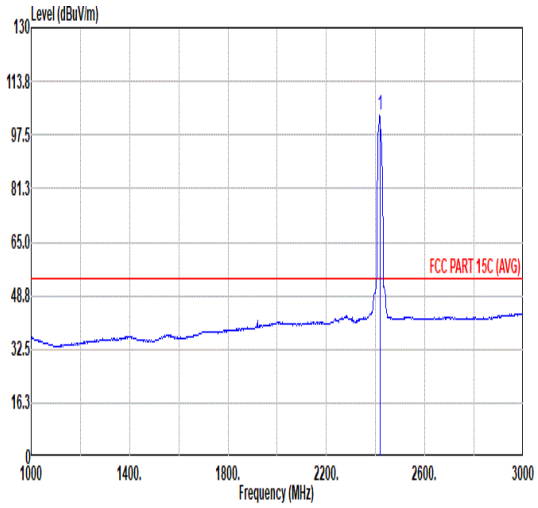 Freq Level Limit Line Over Limit Read Level Ant Factor Cable Loss Preamp Factor Aux Factor APos TPos Remark MHz dBuV/m dBuV/m dB dBuV dB/m dB dB dB cm deg 1 2417.00 103.70 ------ ------ 91.06 32.49 7.15 37.00 10.00 346 10 AVERAGE

Mode	18	
	Band Edge	
	2400-2483.5_802.11BE EHT20_CH3_2422MHz	
ANT	CDD 1S2T	
Pol.	Horizontal	Fundamental
Peak	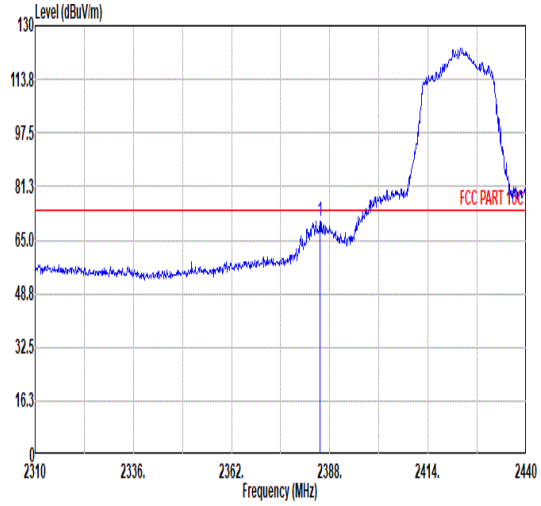 Freq Level Limit Line Over Limit Read Level Ant Factor Cable Loss Preamp Factor Aux Factor APos TPos Remark MHz dBuV/m dBuV/m dB dBuV dB/m dB dB dB cm deg 1 2385.40 70.87 74.00 -3.13 58.55 32.21 7.10 36.99 10.00 157 360 PEAK	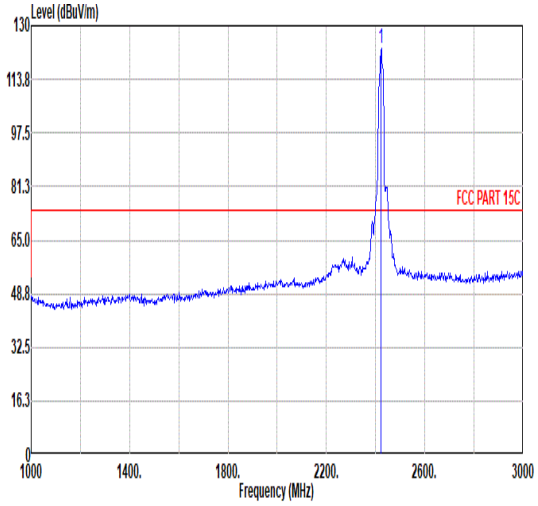 Freq Level Limit Line Over Limit Read Level Ant Factor Cable Loss Preamp Factor Aux Factor APos TPos Remark MHz dBuV/m dBuV/m dB dBuV dB/m dB dB dB cm deg 1 2422.00 123.22 ------ ------ 110.48 32.59 7.16 37.01 10.00 157 360 PEAK
Avg	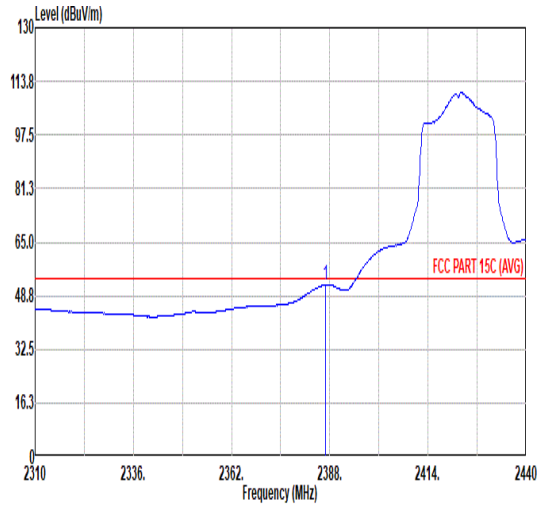 Freq Level Limit Line Over Limit Read Level Ant Factor Cable Loss Preamp Factor Aux Factor APos TPos Remark MHz dBuV/m dBuV/m dB dBuV dB/m dB dB dB cm deg 1 2386.83 52.08 54.00 -1.92 39.75 32.22 7.10 36.99 10.00 157 360 AVERAGE	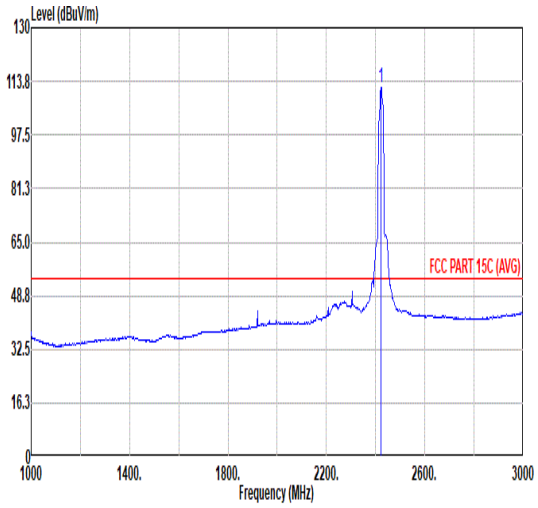 Freq Level Limit Line Over Limit Read Level Ant Factor Cable Loss Preamp Factor Aux Factor APos TPos Remark MHz dBuV/m dBuV/m dB dBuV dB/m dB dB dB cm deg 1 2422.00 111.91 ------ ------ 99.20 32.56 7.16 37.01 10.00 157 360 AVERAGE

Mode	18	
	Band Edge	
	2400-2483.5_802.11BE EHT20_CH3_2422MHz	
ANT	CDD 1S2T	
Pol.	Vertical	Fundamental
Peak	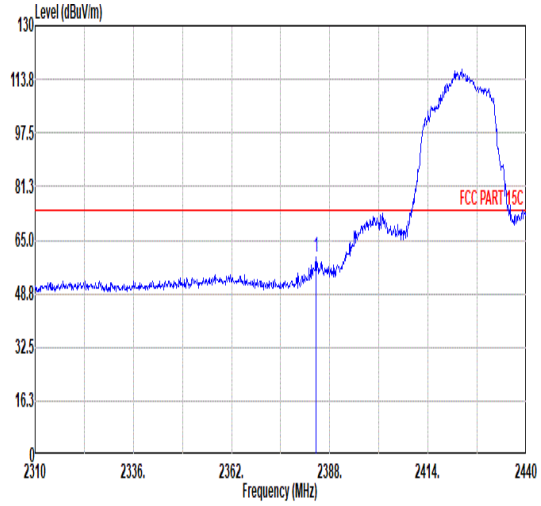 Freq Level Limit Line Over Limit Read Level Ant Factor Cable Loss Preamp Factor Aux Factor APos TPos Remark MHz dBuV/m dBuV/m dB dBuV dB/m dB dB dB cm deg 1 2384.36 59.95 74.00 -14.05 47.63 32.21 7.10 36.99 10.00 100 49 PEAK	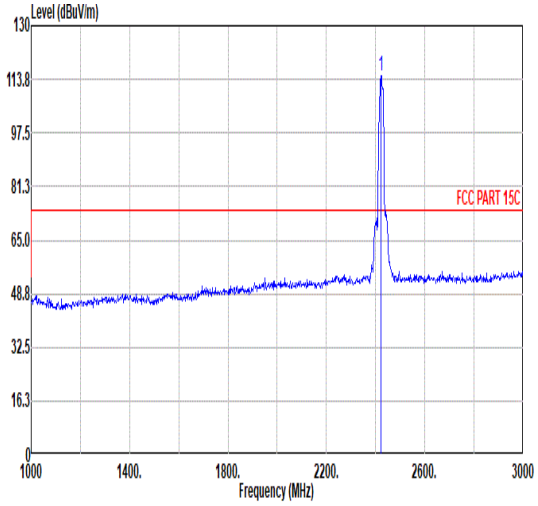 Freq Level Limit Line Over Limit Read Level Ant Factor Cable Loss Preamp Factor Aux Factor APos TPos Remark MHz dBuV/m dBuV/m dB dBuV dB/m dB dB dB cm deg 1 2422.00 114.89 ------ ------ 102.15 32.59 7.16 37.01 10.00 100 49 PEAK
Avg	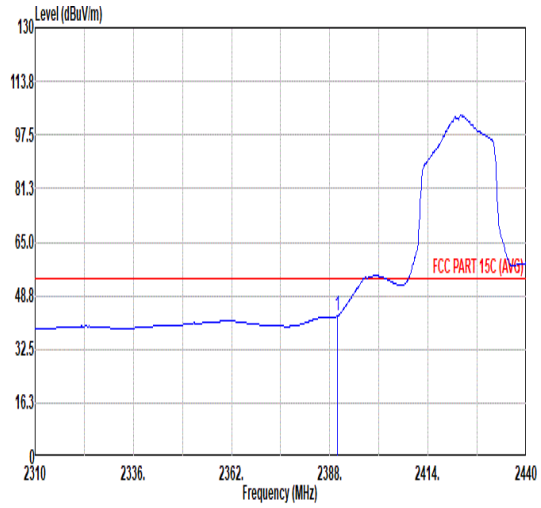 Freq Level Limit Line Over Limit Read Level Ant Factor Cable Loss Preamp Factor Aux Factor APos TPos Remark MHz dBuV/m dBuV/m dB dBuV dB/m dB dB dB cm deg 1 2389.95 42.57 54.00 -11.43 30.21 32.24 7.11 36.99 10.00 100 49 AVERAGE	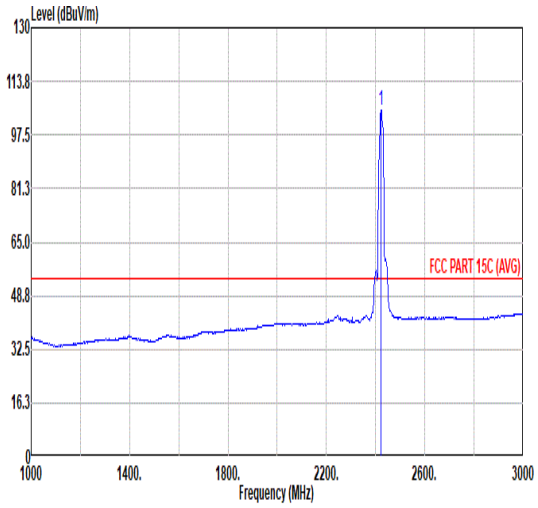 Freq Level Limit Line Over Limit Read Level Ant Factor Cable Loss Preamp Factor Aux Factor APos TPos Remark MHz dBuV/m dBuV/m dB dBuV dB/m dB dB dB cm deg 1 2422.00 104.84 ------ ------ 92.10 32.59 7.16 37.01 10.00 100 49 AVERAGE

Mode	19	
	Band Edge	
	2400-2483.5_802.11BE EHT20_CH10_2457MHz	
ANT	CDD 1S2T	
Pol.	Horizontal	Fundamental
Peak	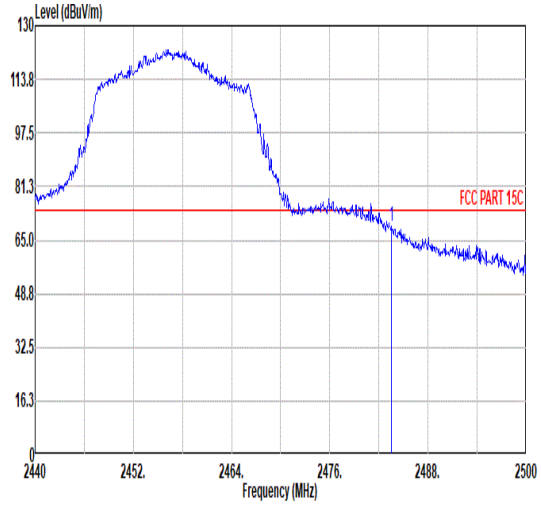 Freq Level Limit Line Over Limit Read Level Ant Factor Cable Loss Preamp Factor Aux Factor APos TPos Remark MHz dBuV/m dBuV/m dB dBuV dB/m dB dB dB cm deg 1 2483.50 69.26 74.00 -4.74 56.49 32.56 7.26 37.05 10.00 121 203 PEAK	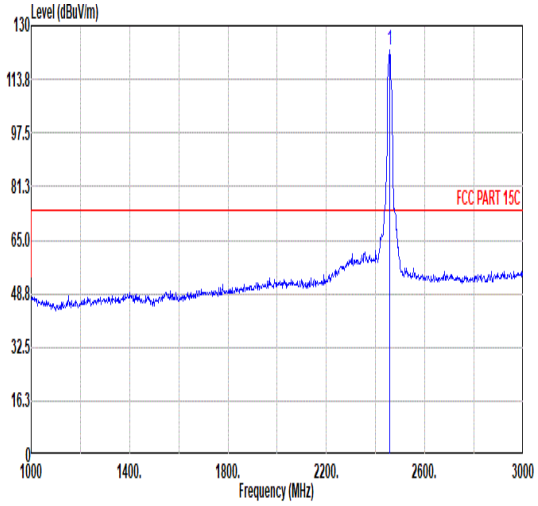 Freq Level Limit Line Over Limit Read Level Ant Factor Cable Loss Preamp Factor Aux Factor APos TPos Remark MHz dBuV/m dBuV/m dB dBuV dB/m dB dB dB cm deg 1 2457.00 122.65 ------ ------ 109.65 32.82 7.21 37.03 10.00 121 203 PEAK
Avg	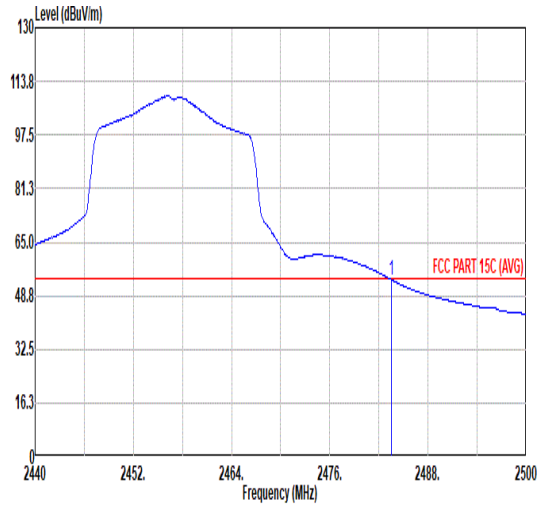 Freq Level Limit Line Over Limit Read Level Ant Factor Cable Loss Preamp Factor Aux Factor APos TPos Remark MHz dBuV/m dBuV/m dB dBuV dB/m dB dB dB cm deg 1 2483.50 53.64 54.00 -0.36 40.87 32.56 7.26 37.05 10.00 121 203 AVERAGE	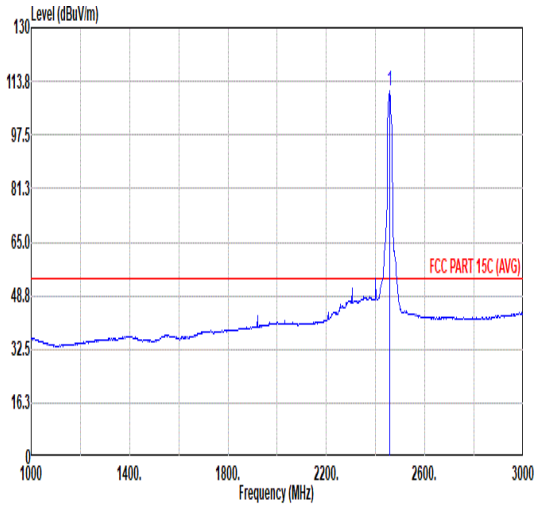 Freq Level Limit Line Over Limit Read Level Ant Factor Cable Loss Preamp Factor Aux Factor APos TPos Remark MHz dBuV/m dBuV/m dB dBuV dB/m dB dB dB cm deg 1 2457.00 111.06 ------ ------ 98.04 32.84 7.21 37.03 10.00 121 203 AVERAGE

Mode	19	
	Band Edge	
	2400-2483.5_802.11BE EHT20_CH10_2457MHz	
ANT	CDD 1S2T	
Pol.	Vertical	Fundamental
Peak	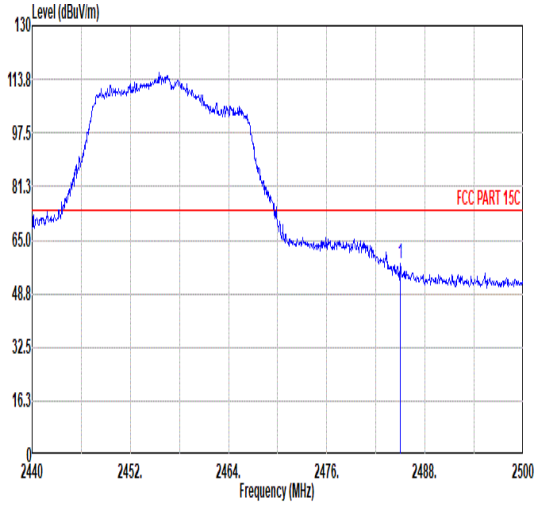 Freq Level Limit Line Over Limit Read Level Ant Factor Cable Loss Preamp Factor Aux Factor APos TPos Remark MHz dBuV/m dBuV/m dB dBuV dB/m dB dB dB cm deg 1 2484.94 57.91 74.00 -16.09 45.15 32.55 7.26 37.05 10.00 297 58 PEAK	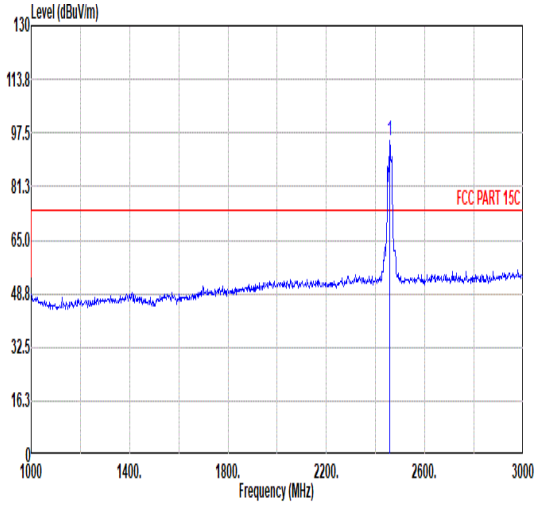 Freq Level Limit Line Over Limit Read Level Ant Factor Cable Loss Preamp Factor Aux Factor APos TPos Remark MHz dBuV/m dBuV/m dB dBuV dB/m dB dB dB cm deg 1 2457.00 95.21 ------ ------ 82.21 32.82 7.21 37.03 10.00 100 360 PEAK
Avg	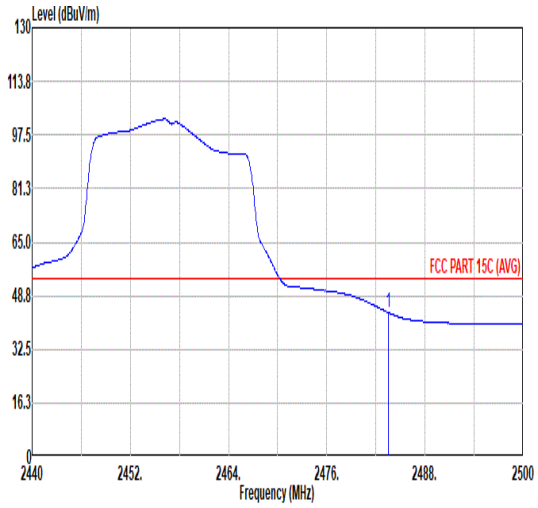 Freq Level Limit Line Over Limit Read Level Ant Factor Cable Loss Preamp Factor Aux Factor APos TPos Remark MHz dBuV/m dBuV/m dB dBuV dB/m dB dB dB cm deg 1 2483.50 43.63 54.00 -10.37 30.86 32.56 7.26 37.05 10.00 297 58 AVERAGE	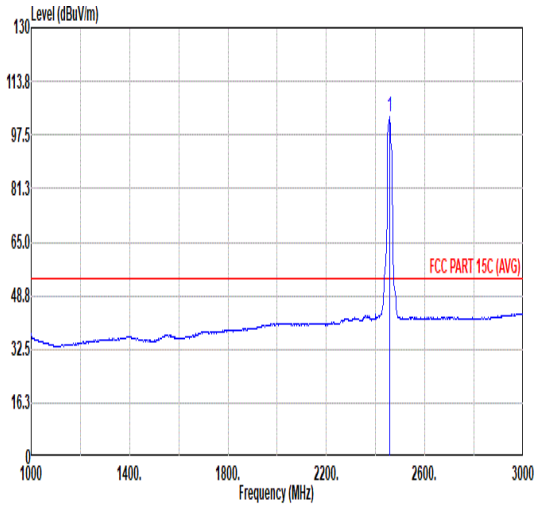 Freq Level Limit Line Over Limit Read Level Ant Factor Cable Loss Preamp Factor Aux Factor APos TPos Remark MHz dBuV/m dBuV/m dB dBuV dB/m dB dB dB cm deg 1 2457.00 102.94 ------ ------ 89.92 32.84 7.21 37.03 10.00 297 58 AVERAGE

Mode	20	
	Band Edge	
	2400-2483.5_802.11BE EHT20_CH9_2452MHz	
ANT	CDD 1S2T	
Pol.	Horizontal	Fundamental
Peak	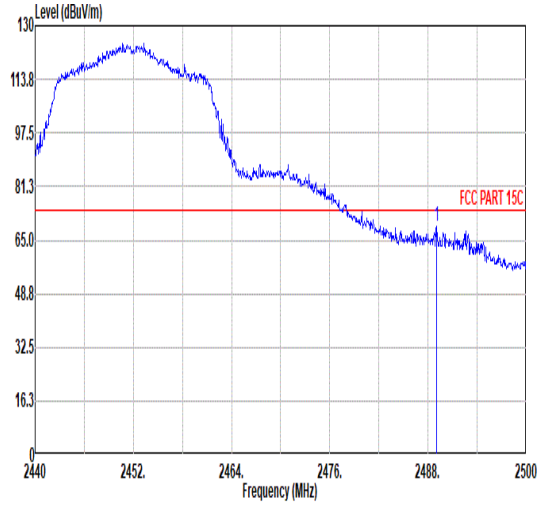 Freq Level Limit Line Over Limit Read Level Ant Factor Cable Loss Preamp Factor Aux Factor APos TPos Remark MHz dBuV/m dBuV/m dB dBuV dB/m dB dB dB cm deg 1 2489.08 69.41 74.00 -4.59 56.68 32.51 7.27 37.05 10.00 100 199 PEAK	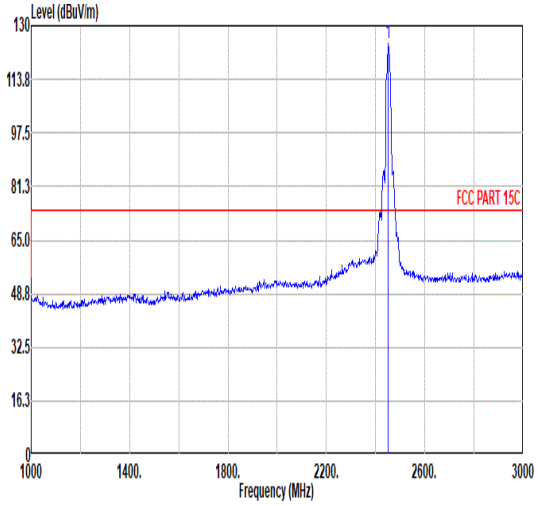 Freq Level Limit Line Over Limit Read Level Ant Factor Cable Loss Preamp Factor Aux Factor APos TPos Remark MHz dBuV/m dBuV/m dB dBuV dB/m dB dB dB cm deg 1 2452.00 124.46 ------ ------ 111.40 32.88 7.21 37.03 10.00 100 199 PEAK
Avg	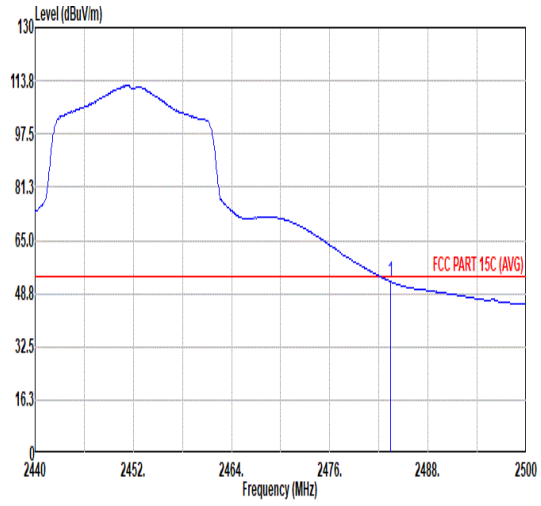 Freq Level Limit Line Over Limit Read Level Ant Factor Cable Loss Preamp Factor Aux Factor APos TPos Remark MHz dBuV/m dBuV/m dB dBuV dB/m dB dB dB cm deg 1 2483.44 52.36 54.00 -1.64 39.58 32.57 7.26 37.05 10.00 100 199 Average	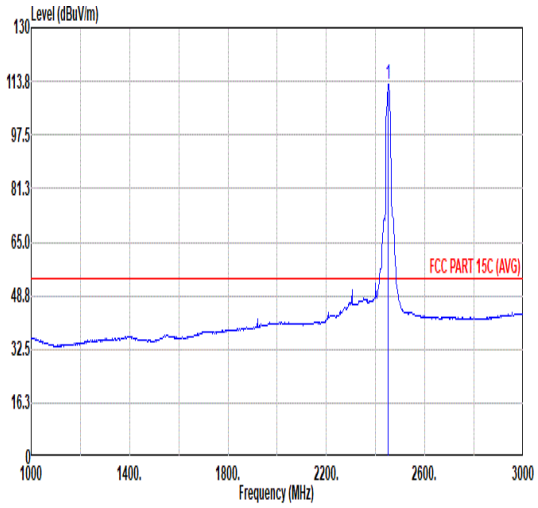 Freq Level Limit Line Over Limit Read Level Ant Factor Cable Loss Preamp Factor Aux Factor APos TPos Remark MHz dBuV/m dBuV/m dB dBuV dB/m dB dB dB cm deg 1 2452.00 112.97 ------ ------ 99.91 32.88 7.21 37.03 10.00 100 199 AVERAGE

Mode	20	
	Band Edge	
	2400-2483.5_802.11BE EHT20_CH9_2452MHz	
ANT	CDD 1S2T	
Pol.	Vertical	Fundamental
Peak	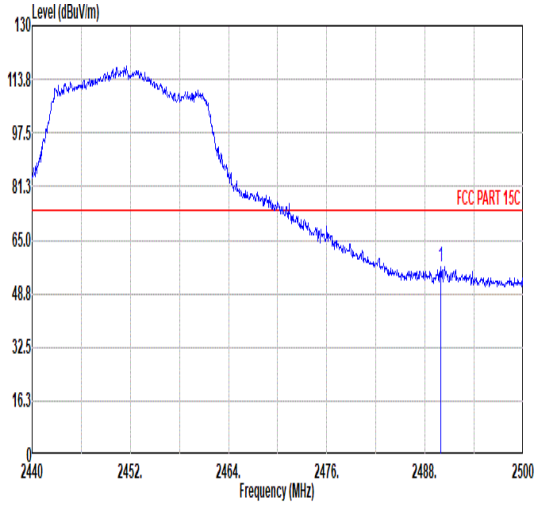 Freq Level Limit Line Over Limit Read Level Ant Factor Cable Loss Preamp Factor Aux Factor APos TPos Remark MHz dBuV/m dBuV/m dB dBuV dB/m dB dB dB cm deg 1 2489.92 57.03 74.00 -16.97 44.31 32.50 7.27 37.05 10.00 297 58 PEAK	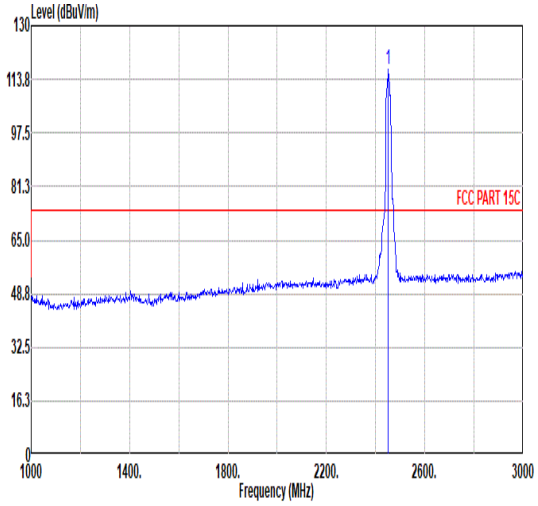 Freq Level Limit Line Over Limit Read Level Ant Factor Cable Loss Preamp Factor Aux Factor APos TPos Remark MHz dBuV/m dBuV/m dB dBuV dB/m dB dB dB cm deg 1 2452.00 116.76 ------ ------ 103.70 32.88 7.21 37.03 10.00 297 58 PEAK
Avg	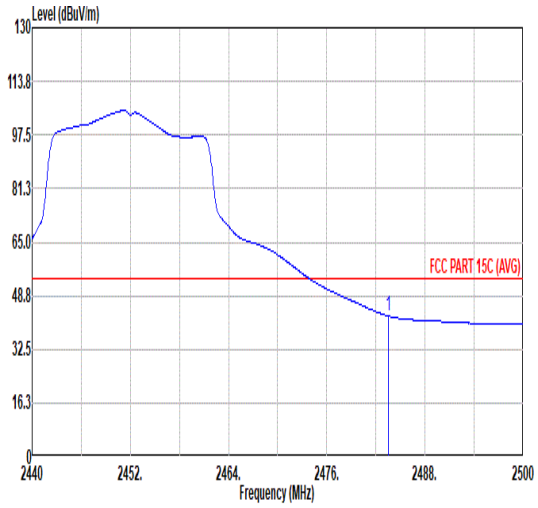 Freq Level Limit Line Over Limit Read Level Ant Factor Cable Loss Preamp Factor Aux Factor APos TPos Remark MHz dBuV/m dBuV/m dB dBuV dB/m dB dB dB cm deg 1 2483.50 42.65 54.00 -11.35 29.88 32.56 7.26 37.05 10.00 297 58 AVERAGE	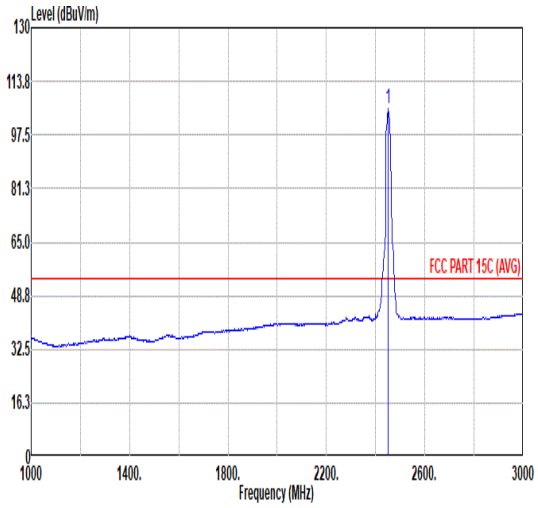 Freq Level Limit Line Over Limit Read Level Ant Factor Cable Loss Preamp Factor Aux Factor APos TPos Remark MHz dBuV/m dBuV/m dB dBuV dB/m dB dB dB cm deg 1 2452.00 105.55 ------ ------ 92.49 32.88 7.21 37.03 10.00 297 58 AVERAGE

Mode	9	
	18G-25G	
	2400-2483.5_802.11BE EHT20_CH11_2462MHz	
ANT	CDD 1S2T	
Pol.	Horizontal	Vertical
Peak Avg	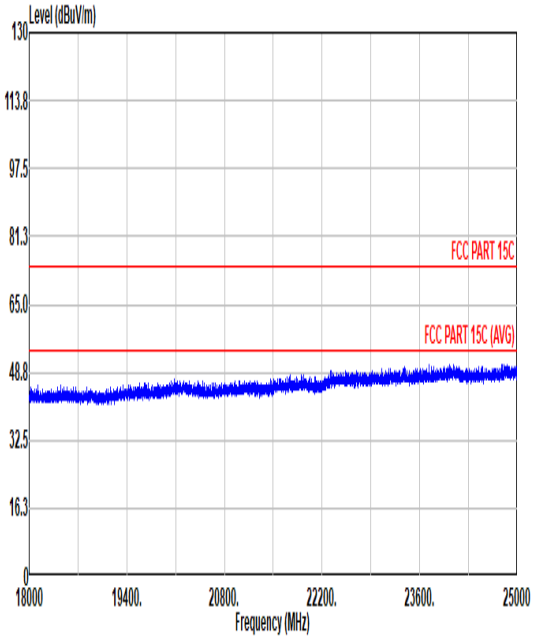	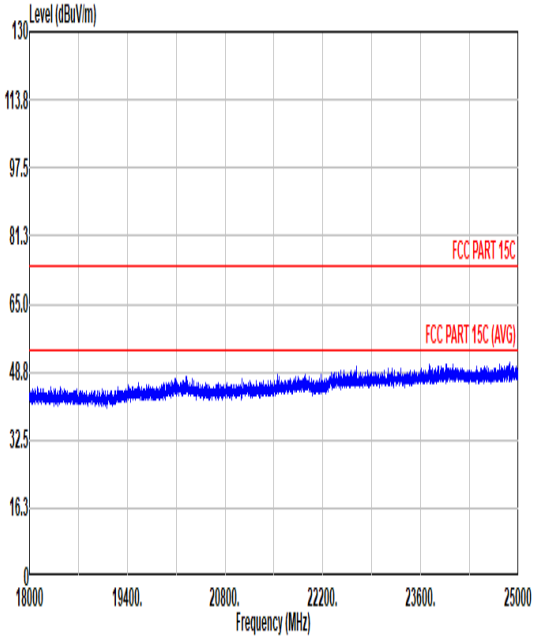

Mode	9	
	30-1G	
	2400-2483.5_802.11BE EHT20_CH11_2462MHz	
ANT	CDD 1S2T	
Pol.	Horizontal	Vertical
Peak	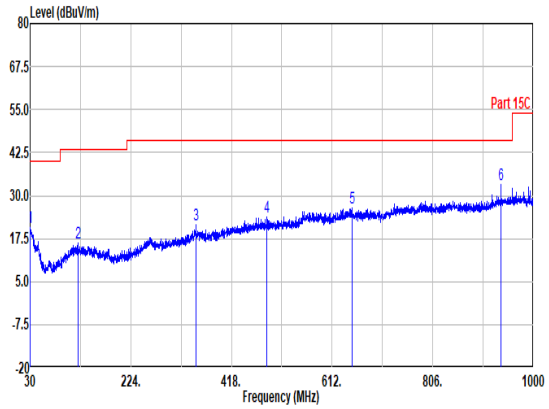	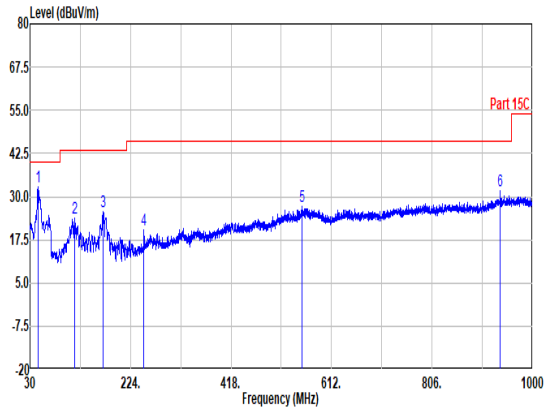

Horizontal:

	Freq	Level	Limit Line	Over Limit	Read Level	Ant Factor	Cable Loss	Preamp Factor	Aux Factor	APos	TPos	Remark
	MHz	dBuV/m	dBuV/m	dB	dBuV	dB/m	dB	dB	dB	cm	deg	
1	30.00	20.94	40.00	-19.06	28.28	25.11	0.36	32.81	0.00	---	---	Peak
2	121.91	16.37	43.50	-27.13	30.35	17.62	1.07	32.67	0.00	---	---	Peak
3	349.86	21.45	46.00	-24.55	31.96	20.37	1.97	32.85	0.00	---	---	Peak
4	486.63	23.84	46.00	-22.16	31.06	23.60	2.30	33.12	0.00	---	---	Peak
5	651.04	26.32	46.00	-19.68	30.51	26.42	2.66	33.27	0.00	---	---	Peak
6	937.44	33.05	46.00	-12.95	31.18	30.50	3.20	31.83	0.00	---	---	Peak

Vertical:

	Freq	Level	Limit Line	Over Limit	Read Level	Ant Factor	Cable Loss	Preamp Factor	Aux Factor	APos	TPos	Remark
	MHz	dBuV/m	dBuV/m	dB	dBuV	dB/m	dB	dB	dB	cm	deg	
1	45.52	33.00	40.00	-7.00	48.39	16.78	0.60	32.77	0.00	---	---	Peak
2	116.33	23.87	43.50	-19.63	38.16	17.33	1.05	32.67	0.00	---	---	Peak
3	171.38	25.55	43.50	-17.95	41.24	15.66	1.38	32.73	0.00	---	---	Peak
4	249.95	20.55	46.00	-25.45	33.31	18.48	1.65	32.89	0.00	---	---	Peak
5	555.01	26.99	46.00	-19.01	31.80	25.97	2.45	33.23	0.00	---	---	Peak
6	937.44	31.86	46.00	-14.14	29.99	30.50	3.20	31.83	0.00	---	---	Peak