Appendix C. Radiated Spurious Emission Test Data

Table of Contents

<CDD mode> C2

Radiated Spurious Emission Test Modes C2

Summary of each worse mode C2

Radiated Spurious Emission Test plots C4

<TX Beamforming mode> C58

Radiated Spurious Emission Test Modes C58

Summary of each worse mode C58

Radiated Spurious Emission Test plots C59

Test Engineer:	Jerry Xu	Relative Humidity :	22 ~ 23℃
		Temperature :	41 ~ 42%

<CDD mode>

Radiated Spurious Emission Test Modes

Mode	Band (MHz)	Antenna	Modulation	Channel	Frequency	Data Rate	RU	Remark
Mode 1	2400-2483.5	CDD 1S4T	802.11b	01	2412	1Mbps	-	-
Mode 2	2400-2483.5	CDD 1S4T	802.11b	06	2437	1Mbps	-	-
Mode 3	2400-2483.5	CDD 1S4T	802.11b	11	2462	1Mbps	-	-
Mode 4	2400-2483.5	CDD 1S4T	802.11g	01	2412	6Mbps	-	-
Mode 5	2400-2483.5	CDD 1S4T	802.11g	06	2437	6Mbps	-	-
Mode 6	2400-2483.5	CDD 1S4T	802.11g	11	2462	6Mbps	-	-
Mode 7	2400-2483.5	CDD 1S4T	802.11BE EHT20	01	2412	MCS0	-	-
Mode 8	2400-2483.5	CDD 1S4T	802.11BE EHT20	06	2437	MCS0	-	-
Mode 9	2400-2483.5	CDD 1S4T	802.11BE EHT20	11	2462	MCS0	-	-
Mode 10	2400-2483.5	CDD 1S4T	802.11BE EHT40	03	2422	MCS0	-	-
Mode 11	2400-2483.5	CDD 1S4T	802.11BE EHT40	06	2437	MCS0	-	-
Mode 12	2400-2483.5	CDD 1S4T	802.11BE EHT40	09	2452	MCS0	Full RU	-
Mode 13	2400-2483.5	CDD 1S4T	802.11BE EHT20	1	2412	MCS0	RU52*4	-
Mode 14	2400-2483.5	CDD 1S4T	802.11BE EHT20	11	2462	MCS0	RU52*4	-

Summary of each worse mode

Mode	Modulation	Ch.	Freq. (MHz)	Level (dBuV/m)	Limit (dBuV/m)	Margin (dB)	Pol.	Peak Avg.	Result	Remark
1	802.11b	01	2388.52	49.85	54.00	-4.15	H	AVERAGE	Pass	Band Edge
1	802.11b	01	4824.00	43.66	74.00	-30.34	V	PEAK	Pass	Harmonic
2	802.11b	06	2497.84	50.92	54.00	-3.08	H	AVERAGE	Pass	Band Edge
2	802.11b	06	4874.00	44.92	74.00	-29.08	H	PEAK	Pass	Harmonic
3	802.11b	11	2485.48	51.60	54.00	-2.40	H	AVERAGE	Pass	Band Edge
3	802.11b	11	4924.00	46.17	74.00	-27.83	V	PEAK	Pass	Harmonic
4	802.11g	01	2389.95	51.76	54.00	-2.24	H	AVERAGE	Pass	Band Edge
4	802.11g	01	4824.00	42.37	74.00	-31.63	H	PEAK	Pass	Harmonic
5	802.11g	06	2499.40	49.66	54.00	-4.34	H	AVERAGE	Pass	Band Edge
5	802.11g	06	7311.00	42.86	74.00	-31.14	H	PEAK	Pass	Harmonic
6	802.11g	11	2483.50	53.14	54.00	-0.86	H	AVERAGE	Pass	Band Edge
6	802.11g	11	7386.00	43.07	74.00	-30.93	V	PEAK	Pass	Harmonic
7	802.11BE EHT20	01	2389.95	52.74	54.00	-1.26	H	AVERAGE	Pass	Band Edge
7	802.11BE EHT20	01	4824.00	41.66	74.00	-32.34	V	PEAK	Pass	Harmonic
8	802.11BE EHT20	06	2487.58	50.00	54.00	-4.00	H	AVERAGE	Pass	Band Edge
8	802.11BE EHT20	06	7311.00	42.05	74.00	-31.95	H	PEAK	Pass	Harmonic
9	802.11BE EHT20	11	2483.50	52.99	54.00	-1.01	H	AVERAGE	Pass	Band Edge
9	802.11BE EHT20	11	7386.00	42.47	74.00	-31.53	H	PEAK	Pass	Harmonic
10	802.11BE EHT40	03	2385.53	52.50	54.00	-1.50	H	AVERAGE	Pass	Band Edge

10	802.11BE EHT40	03	4844.00	44.85	54.00	-9.15	H	AVERAGE	Pass	Harmonic
11	802.11BE EHT40	06	2389.82	53.38	54.00	-0.62	H	AVERAGE	Pass	Band Edge
11	802.11BE EHT40	06	4874.00	48.75	54.00	-5.25	H	AVERAGE	Pass	Harmonic
12	802.11BE EHT40	09	2484.10	53.62	54.00	-0.38	H	AVERAGE	Pass	Band Edge
12	802.11BE EHT40	09	4904.00	46.53	54.00	-7.47	H	AVERAGE	Pass	Harmonic
13	802.11BE EHT20	1	2389.95	53.26	54.00	-0.74	H	AVERAGE	Pass	Band Edge
13	802.11BE EHT20	1	-	-	-	-	-	-	-	Harmonic
14	802.11BE EHT20	11	2483.50	53.52	54.00	-0.48	H	AVERAGE	Pass	Band Edge
14	802.11BE EHT20	11	-	-	-	-	-	-	-	Harmonic

Radiated Spurious Emission Test plots

Mode	1	
	Band Edge	
	2400-2483.5_802.11b_CH01_2412MHz	
ANT	CDD 1S4T	
Pol.	Horizontal	Fundamental
Peak	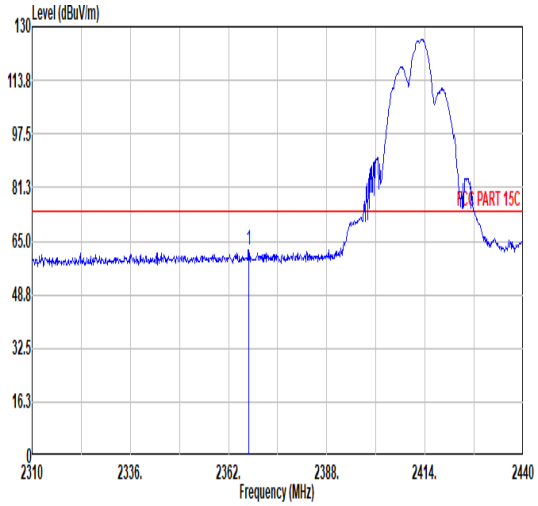 Freq Level Limit Line Margin Read Level Ant Factor Cable Loss Preamp Factor Aux Factor APos TPos Remark MHz dBuV/m dBuV/m dB dBuV dB/m dB dB dB cm deg 1 2367.33 62.22 74.00 -11.78 54.24 31.97 7.07 37.06 6.00 235 360 PEAK	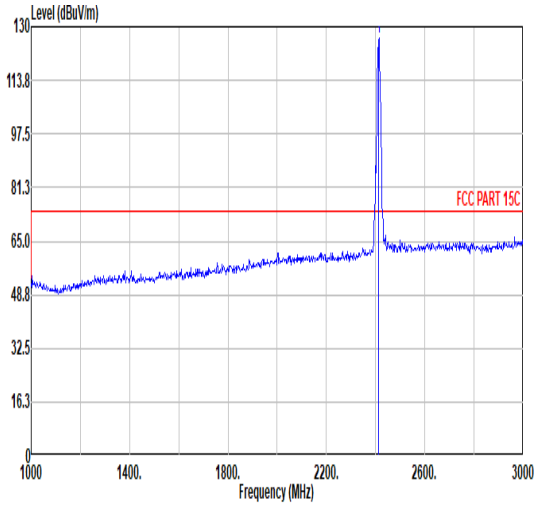 Freq Level Limit Line Margin Read Level Ant Factor Cable Loss Preamp Factor Aux Factor APos TPos Remark MHz dBuV/m dBuV/m dB dBuV dB/m dB dB dB cm deg 1 2412.00 126.73 ------ ------ 118.27 32.33 7.14 37.01 6.00 235 360 PEAK
Avg	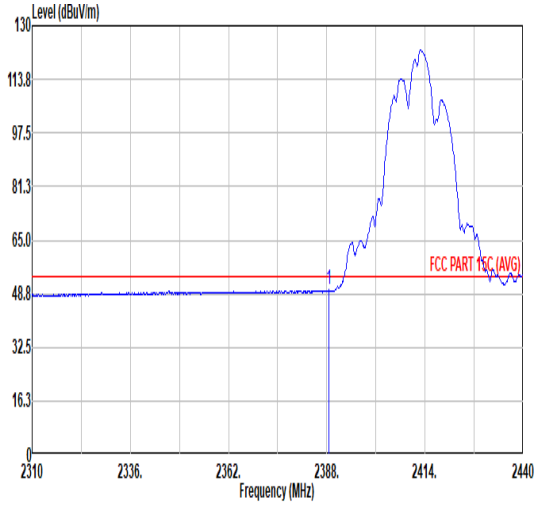 Freq Level Limit Line Margin Read Level Ant Factor Cable Loss Preamp Factor Aux Factor APos TPos Remark MHz dBuV/m dBuV/m dB dBuV dB/m dB dB dB cm deg 1 2388.52 49.85 54.00 -4.15 41.61 32.19 7.10 37.05 6.00 235 360 AVERAGE	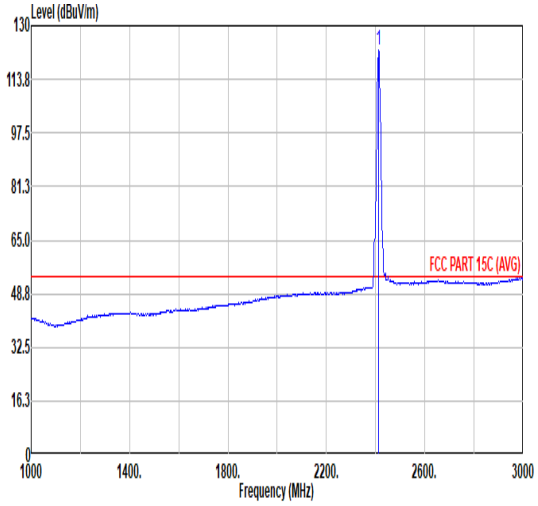 Freq Level Limit Line Margin Read Level Ant Factor Cable Loss Preamp Factor Aux Factor APos TPos Remark MHz dBuV/m dBuV/m dB dBuV dB/m dB dB dB cm deg 1 2412.00 122.64 ------ ------ 114.19 32.32 7.14 37.01 6.00 235 360 AVERAGE

Mode	1	
	Band Edge	
	2400-2483.5_802.11b_CH01_2412MHz	
ANT	CDD 1S4T	
Pol.	Vertical	Fundamental
Peak	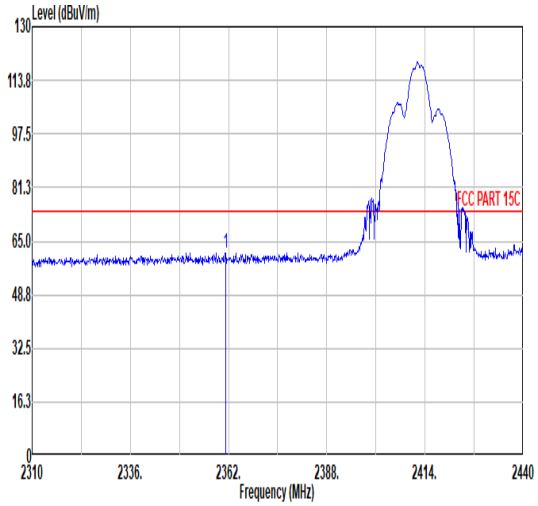 Freq Level Limit Line Margin Read Level Ant Factor Cable Loss Preamp Factor Aux Factor APos TPos Remark MHz dBuV/m dBuV/m dB dBuV dB/m dB dB dB cm deg 1 2361.22 61.53 74.00 -12.47 53.62 31.91 7.06 37.06 6.00 146 77 PEAK	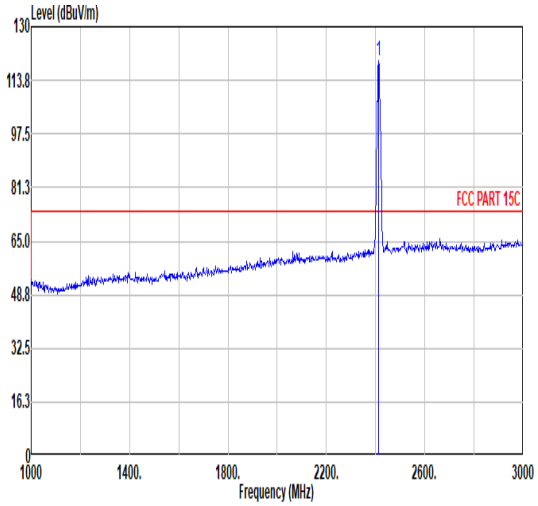 Freq Level Limit Line Margin Read Level Ant Factor Cable Loss Preamp Factor Aux Factor APos TPos Remark MHz dBuV/m dBuV/m dB dBuV dB/m dB dB dB cm deg 1 2412.00 119.50 ------ ------ 111.05 32.32 7.14 37.01 6.00 146 77 PEAK
Avg	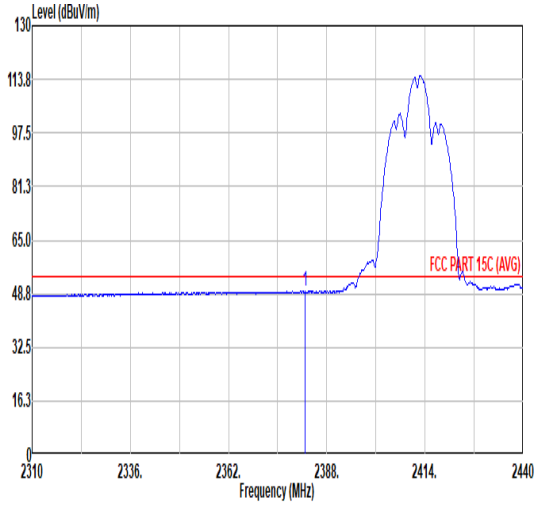 Freq Level Limit Line Margin Read Level Ant Factor Cable Loss Preamp Factor Aux Factor APos TPos Remark MHz dBuV/m dBuV/m dB dBuV dB/m dB dB dB cm deg 1 2382.28 49.53 54.00 -4.47 41.37 32.12 7.09 37.05 6.00 146 77 AVERAGE	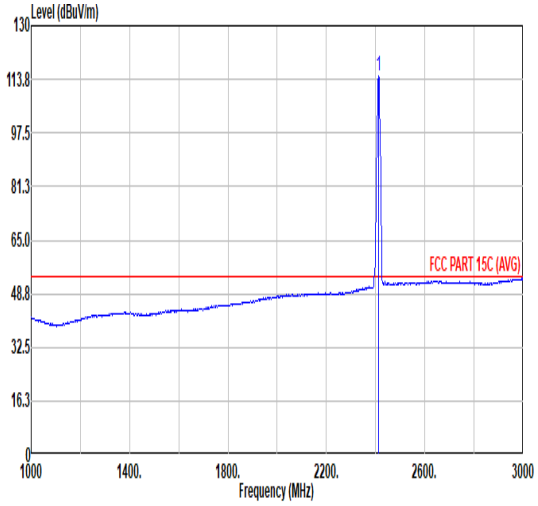 Freq Level Limit Line Margin Read Level Ant Factor Cable Loss Preamp Factor Aux Factor APos TPos Remark MHz dBuV/m dBuV/m dB dBuV dB/m dB dB dB cm deg 1 2412.00 114.89 ------ ------ 106.44 32.32 7.14 37.01 6.00 146 77 AVERAGE

Mode	1	
	Harmonic	
	2400-2483.5_802.11b_CH01_2412MHz	
ANT	CDD 1S4T	
Pol.	Horizontal	Vertical
Peak Avg	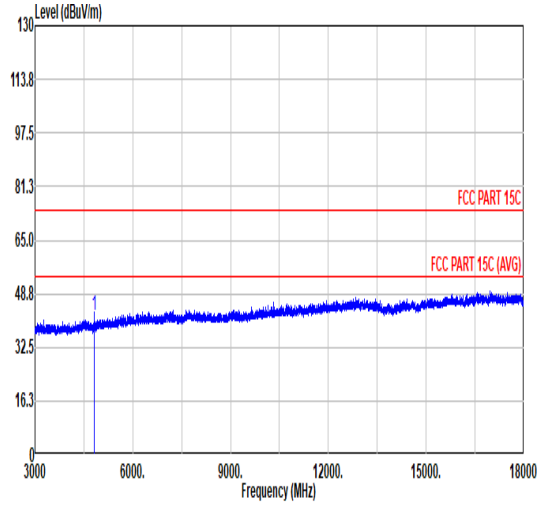 Freq Level Limit Line Margin Read Level Ant Factor Cable Loss Preamp Factor Aux Factor APos TPos Remark MHz dBuV/m dBuV/m dB dBuV dB/m dB dB dB cm deg 1 4824.00 42.08 74.00 -31.92 63.24 34.10 10.23 65.49 0.00 --- --- PEAK	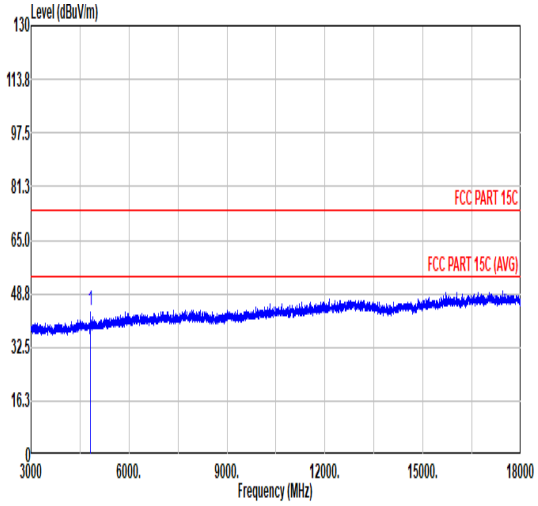 Freq Level Limit Line Margin Read Level Ant Factor Cable Loss Preamp Factor Aux Factor APos TPos Remark MHz dBuV/m dBuV/m dB dBuV dB/m dB dB dB cm deg 1 4824.00 43.66 74.00 -30.34 64.82 34.10 10.23 65.49 0.00 --- --- PEAK

Mode	2	
	Band Edge - L	
	2400-2483.5_802.11b_CH06_2437MHz	
ANT	CDD 1S4T	
Pol.	Horizontal	Fundamental
Peak	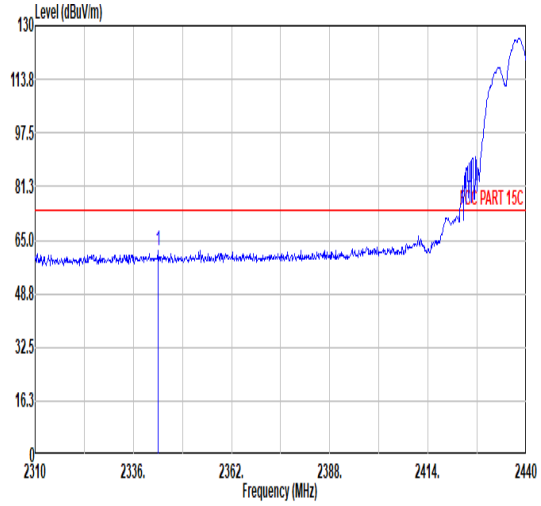 Freq Level Limit Line Margin Read Level Ant Factor Cable Loss Preamp Factor Aux Factor APos TPos Remark MHz dBuV/m dBuV/m dB dBuV dB/m dB dB dB cm deg 1 2342.63 61.98 74.00 -12.02 54.29 31.73 7.03 37.07 6.00 131 360 PEAK	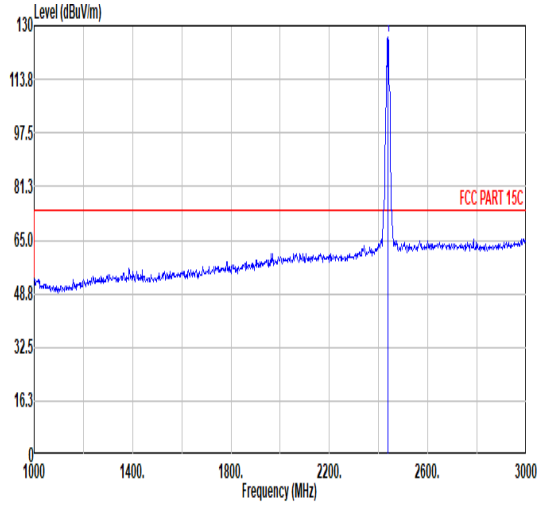 Freq Level Limit Line Margin Read Level Ant Factor Cable Loss Preamp Factor Aux Factor APos TPos Remark MHz dBuV/m dBuV/m dB dBuV dB/m dB dB dB cm deg 1 2437.00 126.42 ------ ------ 117.81 32.38 7.18 36.95 6.00 131 360 PEAK
Avg	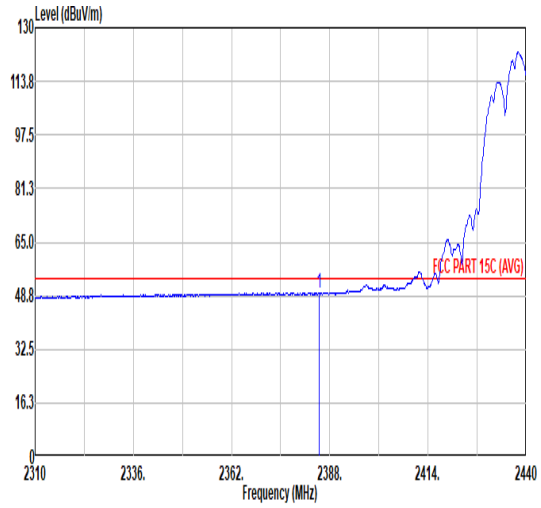 Freq Level Limit Line Margin Read Level Ant Factor Cable Loss Preamp Factor Aux Factor APos TPos Remark MHz dBuV/m dBuV/m dB dBuV dB/m dB dB dB cm deg 1 2385.14 49.67 54.00 -4.33 41.47 32.15 7.10 37.05 6.00 131 360 AVERAGE	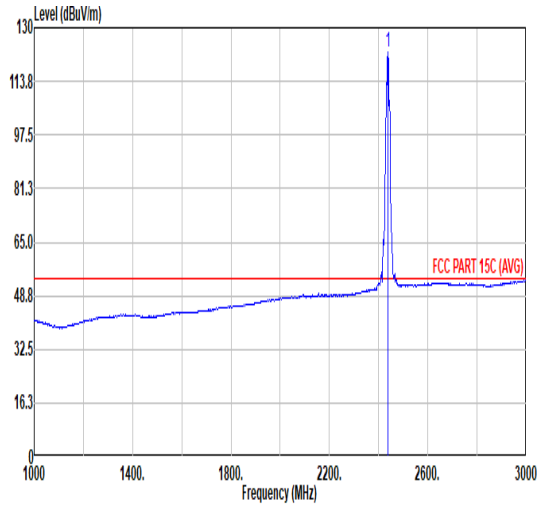 Freq Level Limit Line Margin Read Level Ant Factor Cable Loss Preamp Factor Aux Factor APos TPos Remark MHz dBuV/m dBuV/m dB dBuV dB/m dB dB dB cm deg 1 2437.00 122.44 ------ ------ 113.83 32.38 7.18 36.95 6.00 131 360 AVERAGE

Mode	2	
	Band Edge - R	
	2400-2483.5_802.11b_CH06_2437MHz	
ANT	CDD 1S4T	
Pol.	Horizontal	Fundamental
Peak	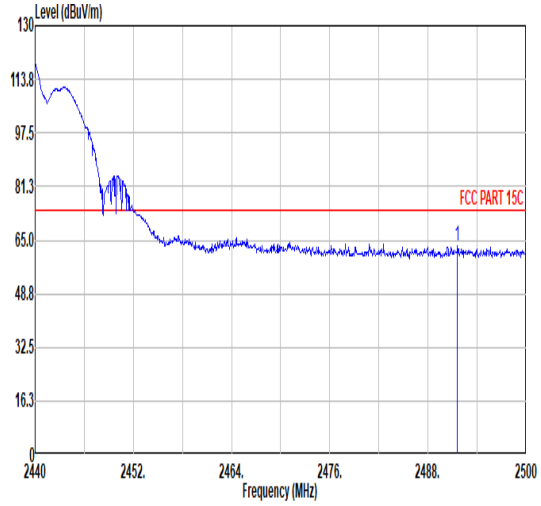 Freq Level Limit Line Margin Read Level Ant Factor Cable Loss Preamp Factor Aux Factor APos TPos Remark MHz dBuV/m dBuV/m dB dBuV dB/m dB dB dB cm deg 1 2491.60 63.46 74.00 -10.54 54.54 32.48 7.27 36.83 6.00 131 360 PEAK	Blank
Avg	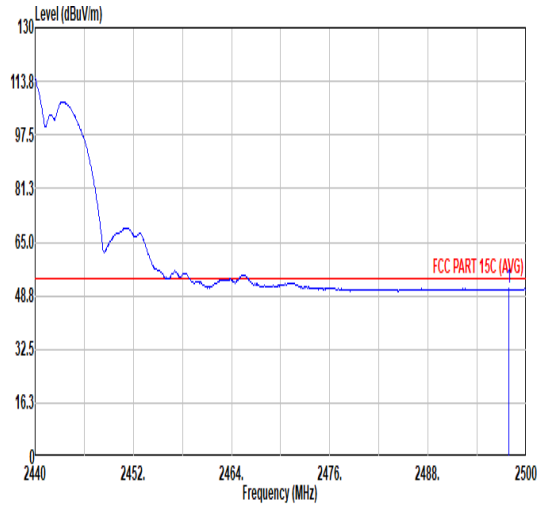 Freq Level Limit Line Margin Read Level Ant Factor Cable Loss Preamp Factor Aux Factor APos TPos Remark MHz dBuV/m dBuV/m dB dBuV dB/m dB dB dB cm deg 1 2497.84 50.92 54.00 -3.08 41.96 32.50 7.28 36.82 6.00 131 360 AVERAGE	Blank

Mode	2	
	Band Edge - L	
	2400-2483.5_802.11b_CH06_2437MHz	
ANT	CDD 1S4T	
Pol.	Vertical	Fundamental
Peak	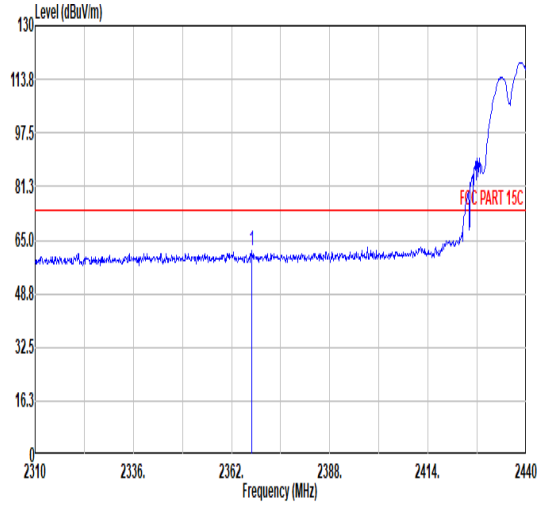 Freq Level Limit Line Margin Read Level Ant Factor Cable Loss Preamp Factor Aux Factor APos TPos Remark MHz dBuV/m dBuV/m dB dBuV dB/m dB dB dB cm deg 1 2367.33 61.59 74.00 -12.41 53.61 31.97 7.07 37.06 6.00 304 258 PEAK	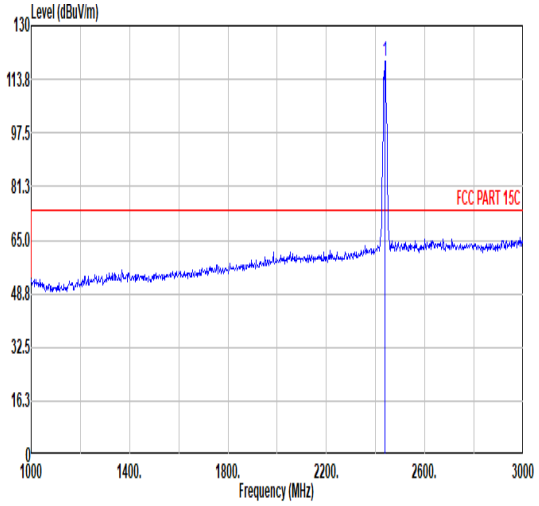 Freq Level Limit Line Margin Read Level Ant Factor Cable Loss Preamp Factor Aux Factor APos TPos Remark MHz dBuV/m dBuV/m dB dBuV dB/m dB dB dB cm deg 1 2437.00 119.30 ------ ------ 110.69 32.38 7.18 36.95 6.00 304 258 PEAK
Avg	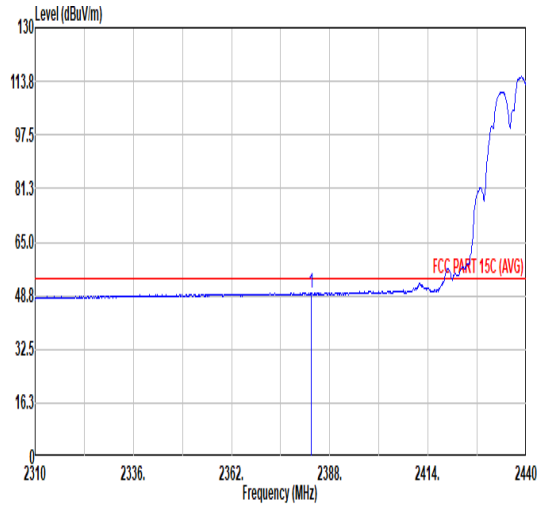 Freq Level Limit Line Margin Read Level Ant Factor Cable Loss Preamp Factor Aux Factor APos TPos Remark MHz dBuV/m dBuV/m dB dBuV dB/m dB dB dB cm deg 1 2383.19 49.57 54.00 -4.43 41.39 32.13 7.10 37.05 6.00 304 258 AVERAGE	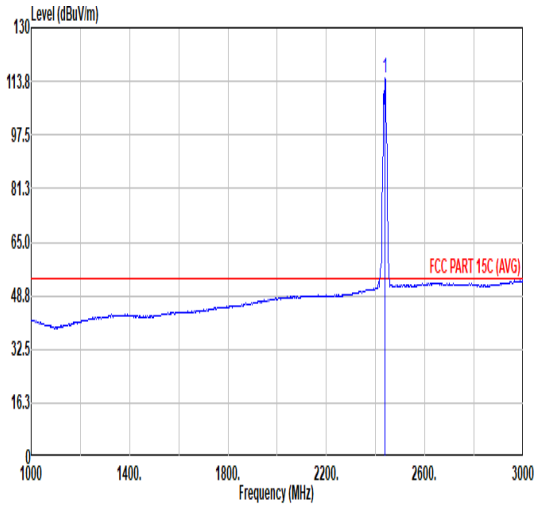 Freq Level Limit Line Margin Read Level Ant Factor Cable Loss Preamp Factor Aux Factor APos TPos Remark MHz dBuV/m dBuV/m dB dBuV dB/m dB dB dB cm deg 1 2437.00 115.00 ------ ------ 106.39 32.38 7.18 36.95 6.00 304 258 AVERAGE

Mode	2	
	Band Edge - R	
	2400-2483.5_802.11b_CH06_2437MHz	
ANT	CDD 1S4T	
Pol.	Vertical	Fundamental
Peak	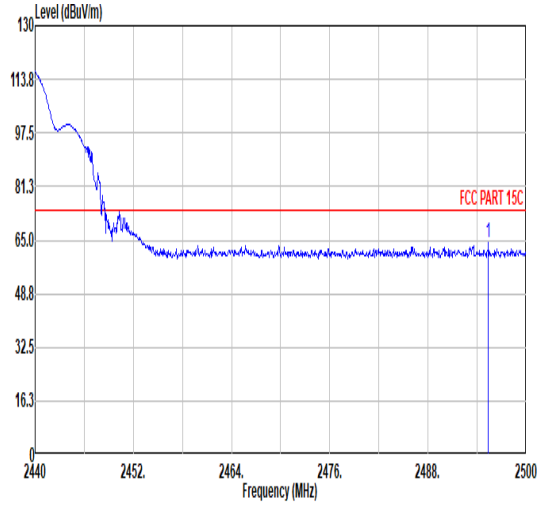 Freq Level Limit Line Margin Read Level Ant Factor Cable Loss Preamp Factor Aux Factor APos TPos Remark MHz dBuV/m dBuV/m dB dBuV dB/m dB dB dB cm deg 1 2495.38 64.11 74.00 -9.89 55.16 32.49 7.28 36.82 6.00 304 258 PEAK	Blank
Avg	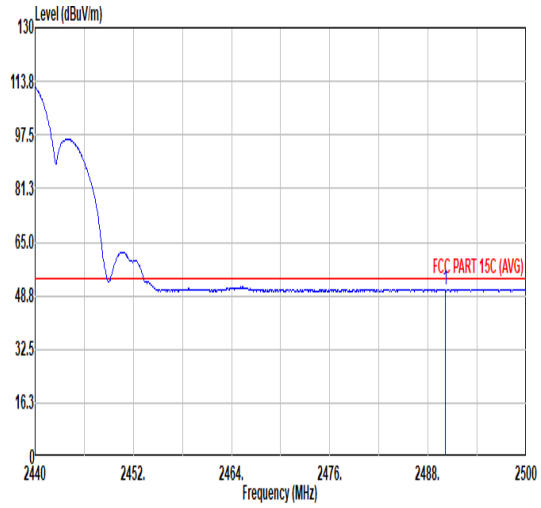 Freq Level Limit Line Margin Read Level Ant Factor Cable Loss Preamp Factor Aux Factor APos TPos Remark MHz dBuV/m dBuV/m dB dBuV dB/m dB dB dB cm deg 1 2490.10 50.72 54.00 -3.28 41.80 32.48 7.27 36.83 6.00 304 258 AVERAGE	Blank

Mode	2	
	Harmonic	
	2400-2483.5_802.11b_CH06_2437MHz	
ANT	CDD 1S4T	
Pol.	Horizontal	Vertical
Peak Avg	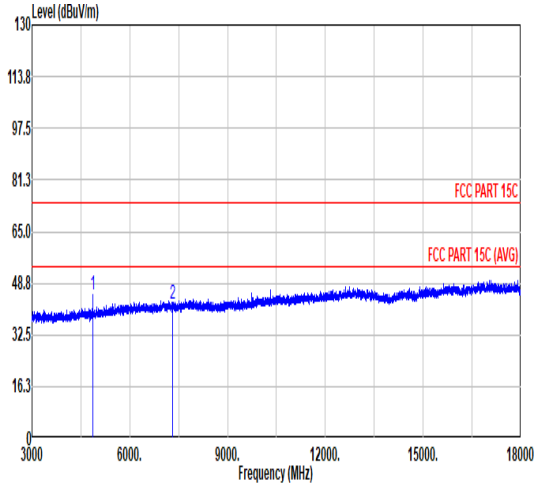 Freq Level Limit Line Margin Read Level Ant Factor Cable Loss Preamp Factor Aux Factor APos TPos Remark MHz dBuV/m dBuV/m dB dBuV dB/m dB dB dB cm deg 1 4874.00 44.92 74.00 -29.08 66.02 34.14 10.29 65.53 0.00 --- --- PEAK 2 7311.00 42.40 74.00 -31.60 60.25 35.72 12.72 66.29 0.00 --- --- PEAK	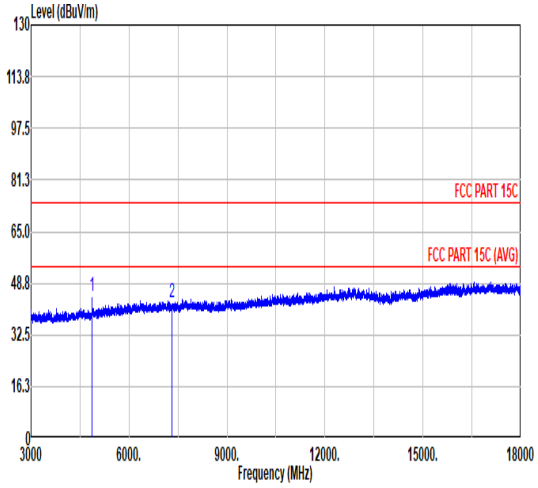 Freq Level Limit Line Margin Read Level Ant Factor Cable Loss Preamp Factor Aux Factor APos TPos Remark MHz dBuV/m dBuV/m dB dBuV dB/m dB dB dB cm deg 1 4874.00 44.49 74.00 -29.51 65.59 34.14 10.29 65.53 0.00 --- --- PEAK 2 7311.00 42.43 74.00 -31.57 60.28 35.72 12.72 66.29 0.00 --- --- PEAK

Mode	3	
	Band Edge	
	2400-2483.5_802.11b_CH11_2462MHz	
ANT	CDD 1S4T	
Pol.	Horizontal	Fundamental
Peak	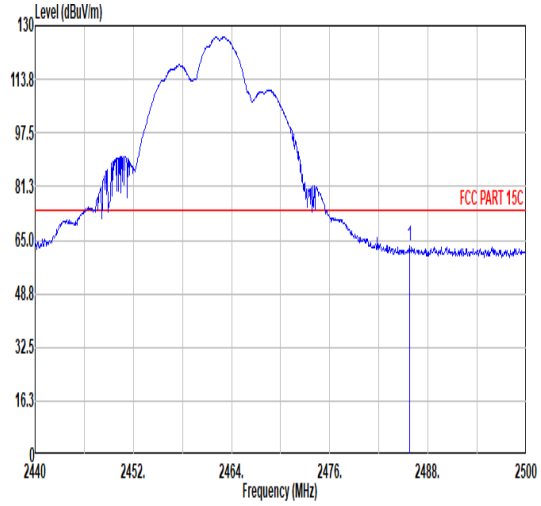 Freq Level Limit Line Margin Read Level Ant Factor Cable Loss Preamp Factor Aux Factor APos TPos Remark MHz dBuV/m dBuV/m dB dBuV dB/m dB dB dB cm deg 1 2485.72 63.20 74.00 -10.80 54.31 32.47 7.26 36.84 6.00 178 0 PEAK	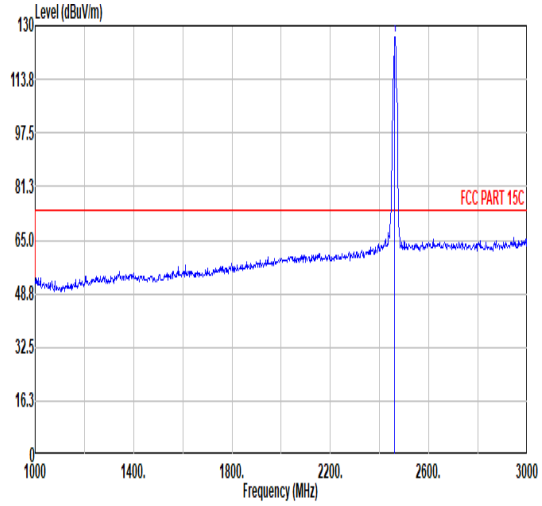 Freq Level Limit Line Margin Read Level Ant Factor Cable Loss Preamp Factor Aux Factor APos TPos Remark MHz dBuV/m dBuV/m dB dBuV dB/m dB dB dB cm deg 1 2462.00 126.81 ------ ------ 118.05 32.43 7.22 36.89 6.00 178 0 PEAK
Avg	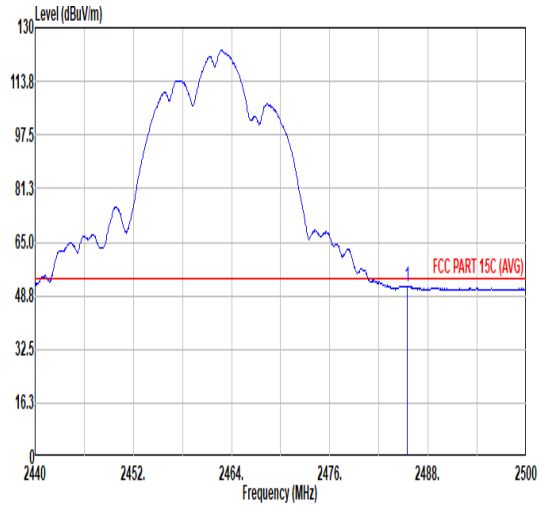 Freq Level Limit Line Margin Read Level Ant Factor Cable Loss Preamp Factor Aux Factor APos TPos Remark MHz dBuV/m dBuV/m dB dBuV dB/m dB dB dB cm deg 1 2485.48 51.60 54.00 -2.40 42.71 32.47 7.26 36.84 6.00 178 0 AVERAGE	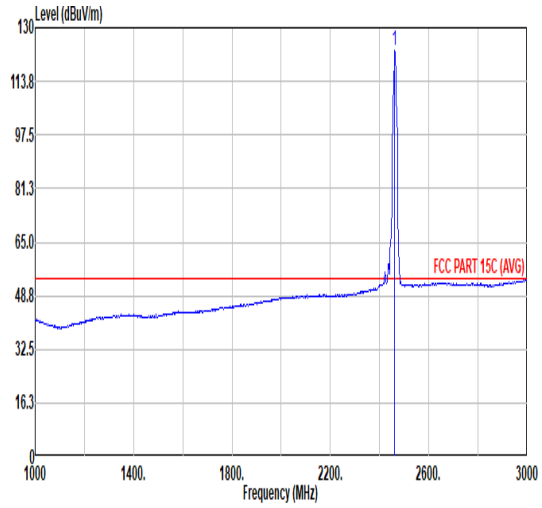 Freq Level Limit Line Margin Read Level Ant Factor Cable Loss Preamp Factor Aux Factor APos TPos Remark MHz dBuV/m dBuV/m dB dBuV dB/m dB dB dB cm deg 1 2462.00 123.00 ------ ------ 114.26 32.42 7.22 36.90 6.00 178 0 AVERAGE

Mode	3	
	Band Edge	
	2400-2483.5_802.11b_CH11_2462MHz	
ANT	CDD 1S4T	
Pol.	Vertical	Fundamental
Peak	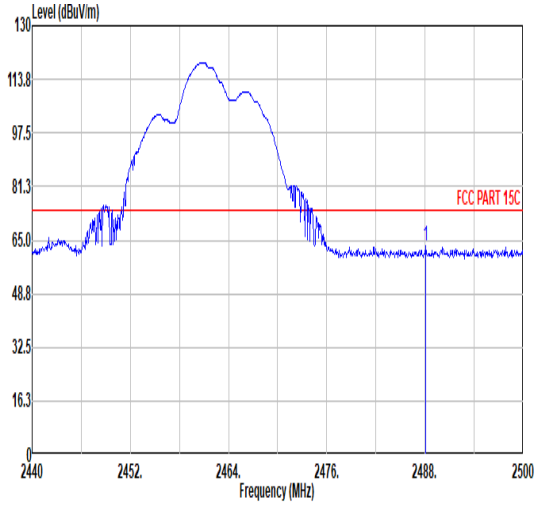 Freq Level Limit Line Margin Read Level Ant Factor Cable Loss Preamp Factor Aux Factor APos TPos Remark MHz dBuV/m dBuV/m dB dBuV dB/m dB dB dB cm deg 1 2488.06 63.52 74.00 -10.48 54.62 32.48 7.26 36.84 6.00 100 222 PEAK	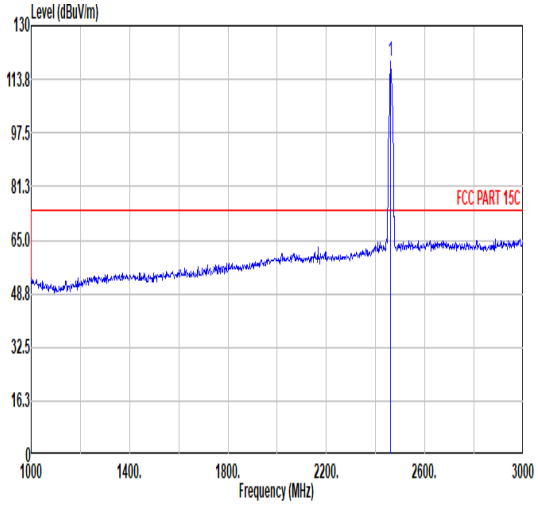 Freq Level Limit Line Margin Read Level Ant Factor Cable Loss Preamp Factor Aux Factor APos TPos Remark MHz dBuV/m dBuV/m dB dBuV dB/m dB dB dB cm deg 1 2462.00 119.37 ------ ------ 110.63 32.42 7.22 36.90 6.00 100 222 PEAK
Avg	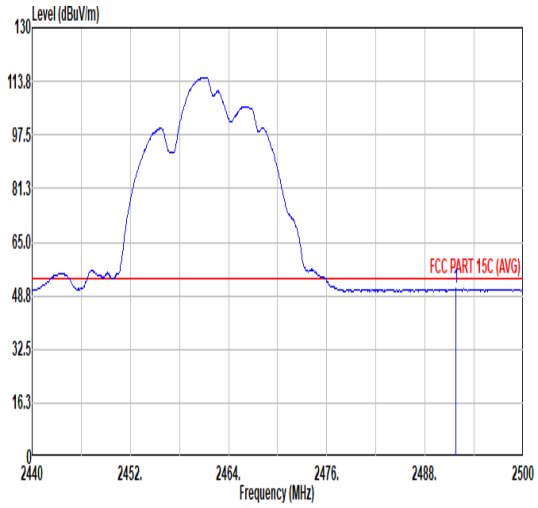 Freq Level Limit Line Margin Read Level Ant Factor Cable Loss Preamp Factor Aux Factor APos TPos Remark MHz dBuV/m dBuV/m dB dBuV dB/m dB dB dB cm deg 1 2491.78 50.83 54.00 -3.17 41.91 32.48 7.27 36.83 6.00 100 222 AVERAGE	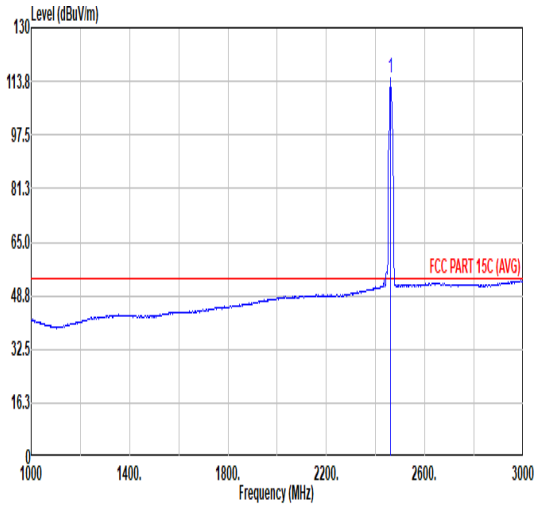 Freq Level Limit Line Margin Read Level Ant Factor Cable Loss Preamp Factor Aux Factor APos TPos Remark MHz dBuV/m dBuV/m dB dBuV dB/m dB dB dB cm deg 1 2462.00 114.87 ------ ------ 106.13 32.42 7.22 36.90 6.00 100 222 AVERAGE

Mode	3	
	Harmonic	
	2400-2483.5_802.11b_CH11_2462MHz	
ANT	CDD 1S4T	
Pol.	Horizontal	Vertical
Peak Avg	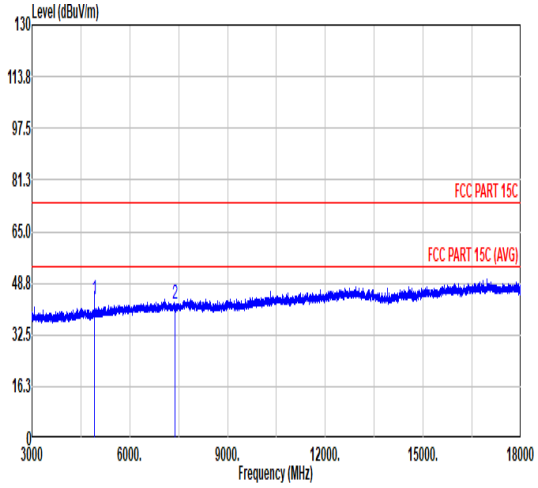 Freq Level Limit Line Margin Read Level Ant Factor Cable Loss Preamp Factor Aux Factor APos TPos Remark MHz dBuV/m dBuV/m dB dBuV dB/m dB dB dB cm deg 1 4924.00 43.78 74.00 -30.22 64.80 34.19 10.35 65.56 0.00 --- --- PEAK 2 7386.00 42.29 74.00 -31.71 60.25 35.80 12.73 66.49 0.00 --- --- PEAK	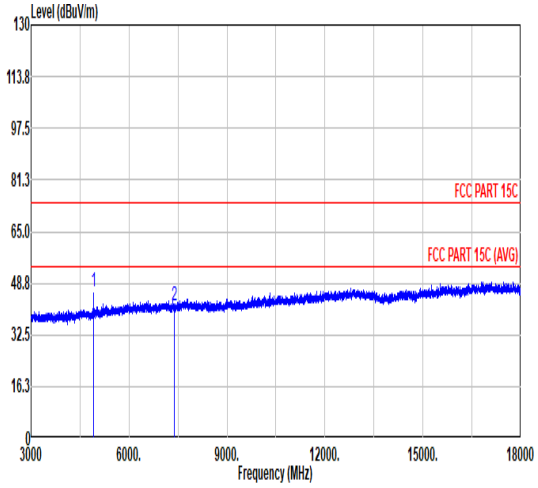 Freq Level Limit Line Margin Read Level Ant Factor Cable Loss Preamp Factor Aux Factor APos TPos Remark MHz dBuV/m dBuV/m dB dBuV dB/m dB dB dB cm deg 1 4924.00 46.17 74.00 -27.83 67.19 34.19 10.35 65.56 0.00 --- --- PEAK 2 7386.00 41.90 74.00 -32.10 59.86 35.80 12.73 66.49 0.00 --- --- PEAK

Mode	4	
	Band Edge	
	2400-2483.5_802.11g_CH01_2412MHz	
ANT	CDD 1S4T	
Pol.	Horizontal	Fundamental
Peak	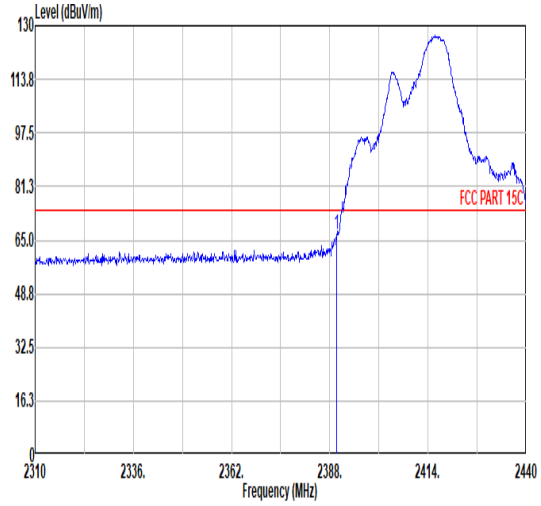 Freq Level Limit Line Margin Read Level Ant Factor Cable Loss Preamp Factor Aux Factor APos TPos Remark MHz dBuV/m dBuV/m dB dBuV dB/m dB dB dB cm deg 1 2389.82 66.66 74.00 -7.34 58.40 32.20 7.11 37.05 6.00 120 119 PEAK	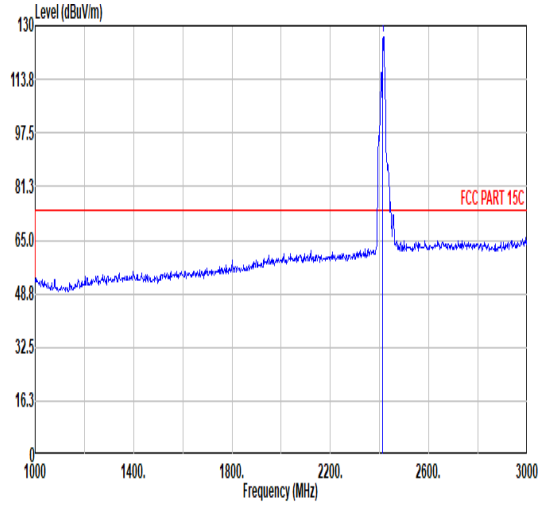 Freq Level Limit Line Margin Read Level Ant Factor Cable Loss Preamp Factor Aux Factor APos TPos Remark MHz dBuV/m dBuV/m dB dBuV dB/m dB dB dB cm deg 1 2412.00 126.70 ------ ------ 118.21 32.34 7.15 37.00 6.00 120 119 PEAK
Avg	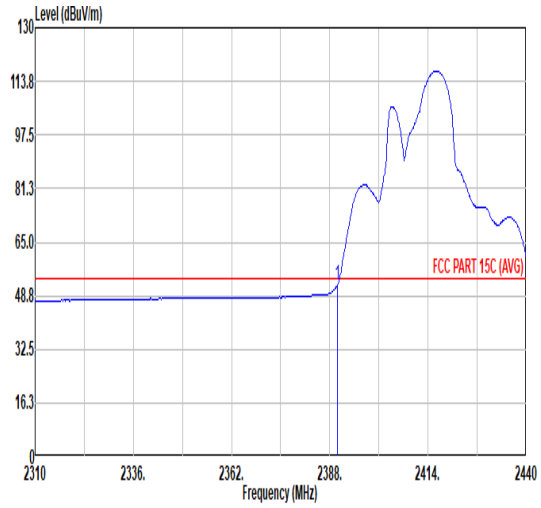 Freq Level Limit Line Margin Read Level Ant Factor Cable Loss Preamp Factor Aux Factor APos TPos Remark MHz dBuV/m dBuV/m dB dBuV dB/m dB dB dB cm deg 1 2389.95 51.76 54.00 -2.24 43.50 32.20 7.11 37.05 6.00 120 119 AVERAGE	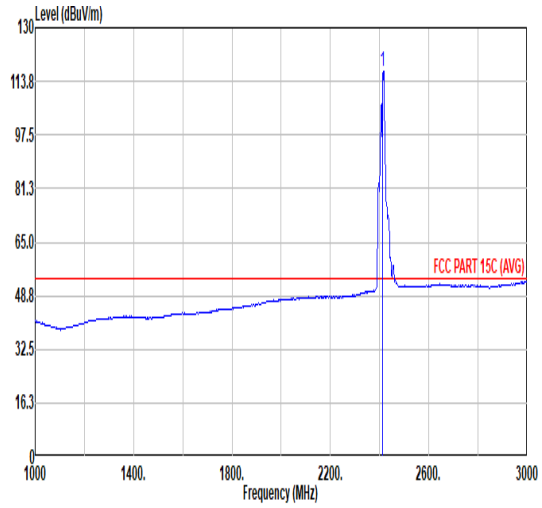 Freq Level Limit Line Margin Read Level Ant Factor Cable Loss Preamp Factor Aux Factor APos TPos Remark MHz dBuV/m dBuV/m dB dBuV dB/m dB dB dB cm deg 1 2412.00 116.91 ------ ------ 108.43 32.33 7.15 37.00 6.00 120 119 AVERAGE

Mode	4	
	Band Edge	
	2400-2483.5_802.11g_CH01_2412MHz	
ANT	CDD 1S4T	
Pol.	Vertical	Fundamental
Peak	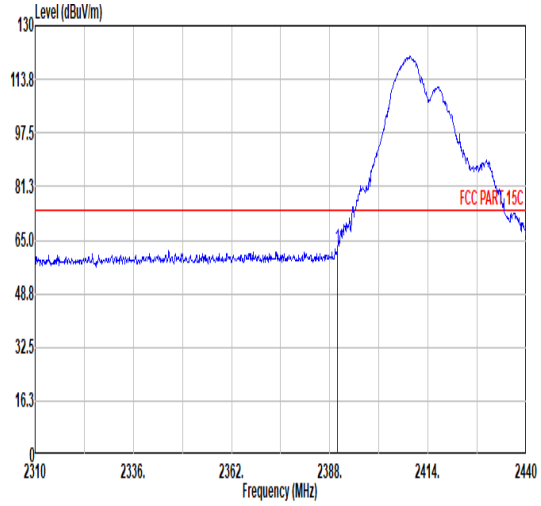 Freq Level Limit Line Margin Read Level Ant Factor Cable Loss Preamp Factor Aux Factor APos TPos Remark MHz dBuV/m dBuV/m dB dBuV dB/m dB dB dB cm deg 1 2389.95 62.38 74.00 -11.62 54.12 32.20 7.11 37.05 6.00 334 247 PEAK	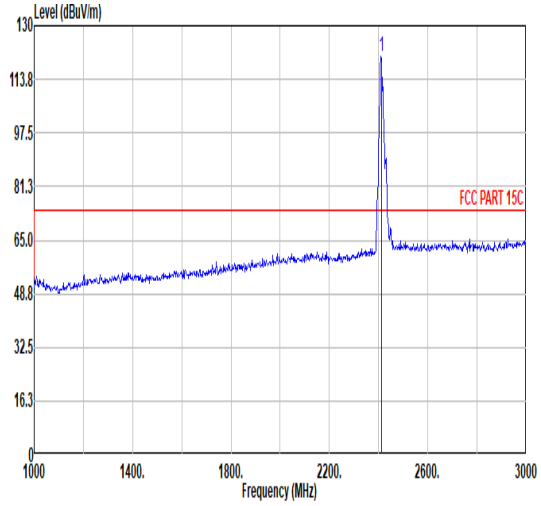 Freq Level Limit Line Margin Read Level Ant Factor Cable Loss Preamp Factor Aux Factor APos TPos Remark MHz dBuV/m dBuV/m dB dBuV dB/m dB dB dB cm deg 1 2412.00 120.57 ------ ------ 112.13 32.32 7.14 37.02 6.00 334 247 PEAK
Avg	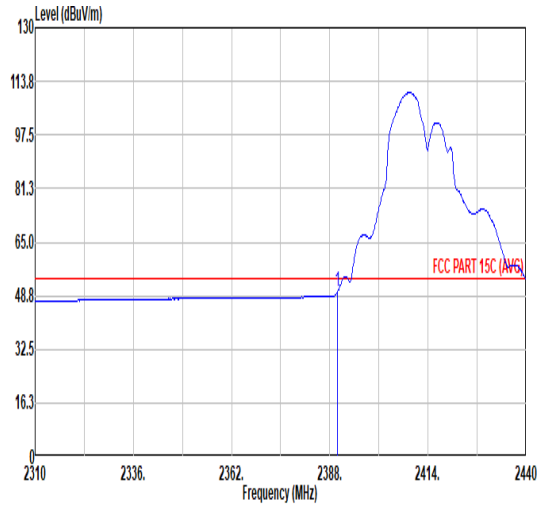 Freq Level Limit Line Margin Read Level Ant Factor Cable Loss Preamp Factor Aux Factor APos TPos Remark MHz dBuV/m dBuV/m dB dBuV dB/m dB dB dB cm deg 1 2389.95 49.87 54.00 -4.13 41.61 32.20 7.11 37.05 6.00 334 247 AVERAGE	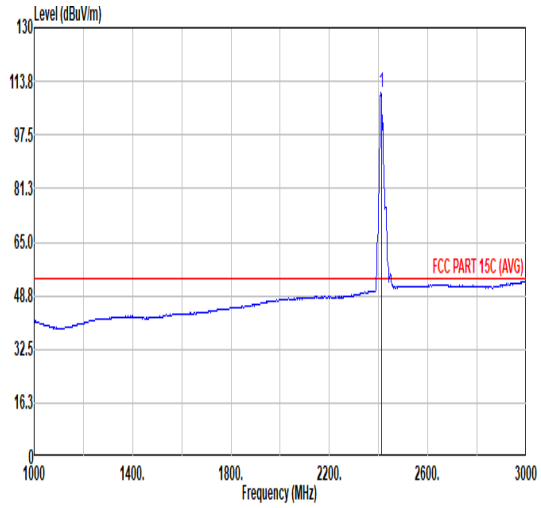 Freq Level Limit Line Margin Read Level Ant Factor Cable Loss Preamp Factor Aux Factor APos TPos Remark MHz dBuV/m dBuV/m dB dBuV dB/m dB dB dB cm deg 1 2412.00 110.56 ------ ------ 102.12 32.32 7.14 37.02 6.00 334 247 AVERAGE

Mode	4	
	Harmonic	
	2400-2483.5_802.11g_CH01_2412MHz	
ANT	CDD 1S4T	
Pol.	Horizontal	Vertical
Peak Avg	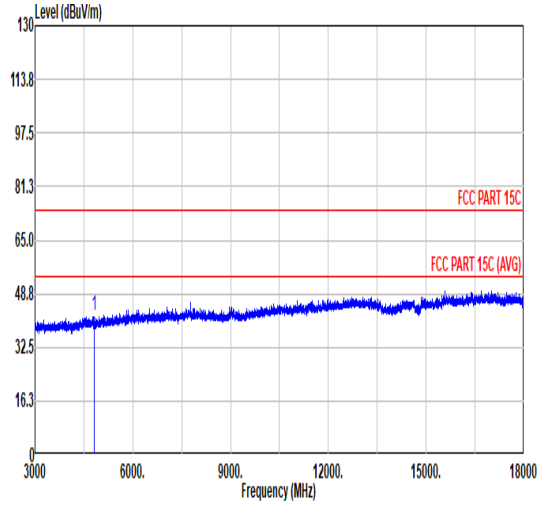 Freq Level Limit Line Margin Read Level Ant Factor Cable Loss Preamp Factor Aux Factor APos TPos Remark MHz dBuV/m dBuV/m dB dBuV dB/m dB dB dB cm deg 1 4824.00 42.37 74.00 -31.63 63.53 34.10 10.23 65.49 0.00 --- --- PEAK	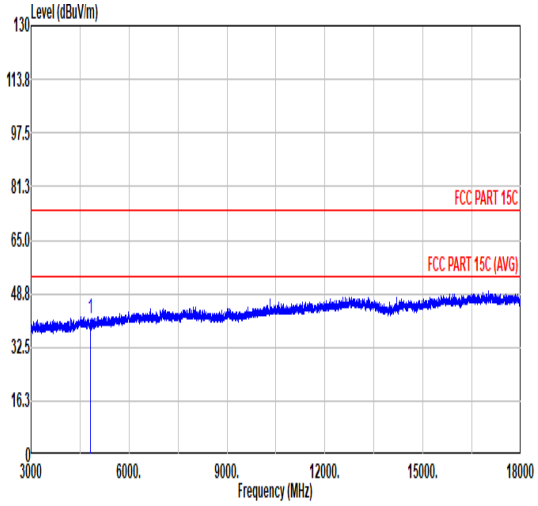 Freq Level Limit Line Margin Read Level Ant Factor Cable Loss Preamp Factor Aux Factor APos TPos Remark MHz dBuV/m dBuV/m dB dBuV dB/m dB dB dB cm deg 1 4824.00 41.14 74.00 -32.86 62.30 34.10 10.23 65.49 0.00 --- --- PEAK

Mode	5	
	Band Edge - L	
	2400-2483.5_802.11g_CH06_2437MHz	
ANT	CDD 1S4T	
Pol.	Horizontal	Fundamental
Peak	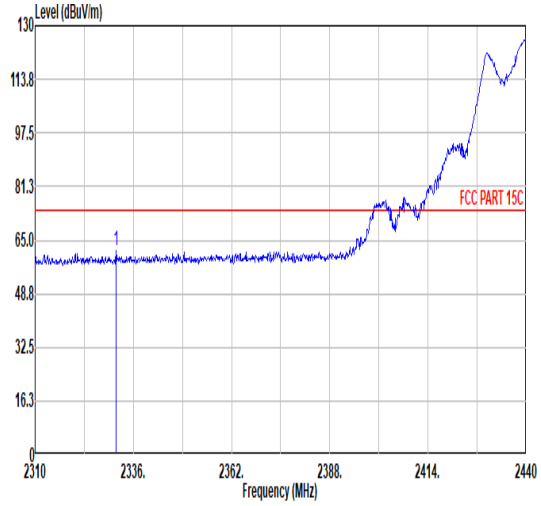 Freq Level Limit Line Margin Read Level Ant Factor Cable Loss Preamp Factor Aux Factor APos TPos Remark MHz dBuV/m dBuV/m dB dBuV dB/m dB dB dB cm deg 1 2331.45 61.73 74.00 -12.27 54.17 31.61 7.02 37.07 6.00 126 97 PEAK	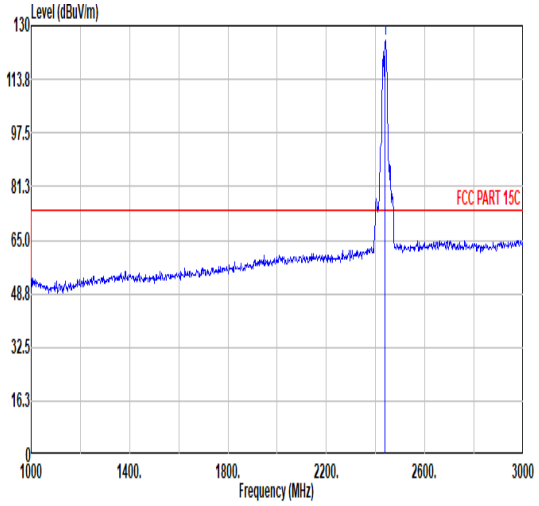 Freq Level Limit Line Margin Read Level Ant Factor Cable Loss Preamp Factor Aux Factor APos TPos Remark MHz dBuV/m dBuV/m dB dBuV dB/m dB dB dB cm deg 1 2437.00 125.57 ------ ------ 116.95 32.38 7.19 36.95 6.00 126 97 PEAK
Avg	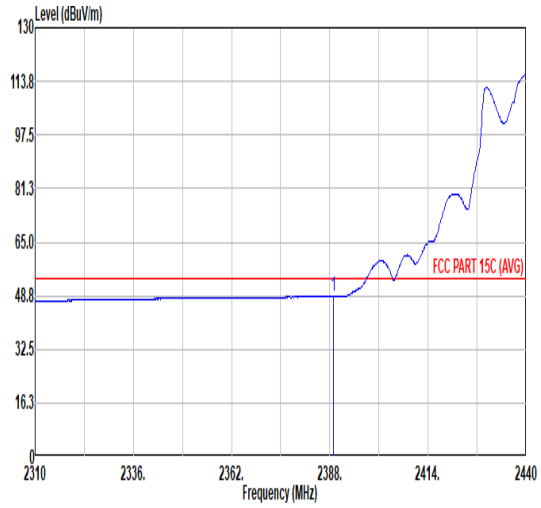 Freq Level Limit Line Margin Read Level Ant Factor Cable Loss Preamp Factor Aux Factor APos TPos Remark MHz dBuV/m dBuV/m dB dBuV dB/m dB dB dB cm deg 1 2388.91 48.52 54.00 -5.48 40.28 32.19 7.10 37.05 6.00 126 97 AVERAGE	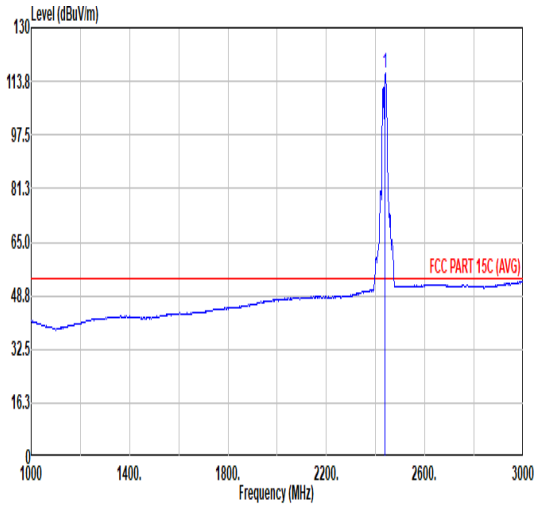 Freq Level Limit Line Margin Read Level Ant Factor Cable Loss Preamp Factor Aux Factor APos TPos Remark MHz dBuV/m dBuV/m dB dBuV dB/m dB dB dB cm deg 1 2437.00 116.05 ------ ------ 107.43 32.38 7.19 36.95 6.00 126 97 AVERAGE

Mode	5	
	Band Edge - R	
	2400-2483.5_802.11g_CH06_2437MHz	
ANT	CDD 1S4T	
Pol.	Horizontal	Fundamental
Peak	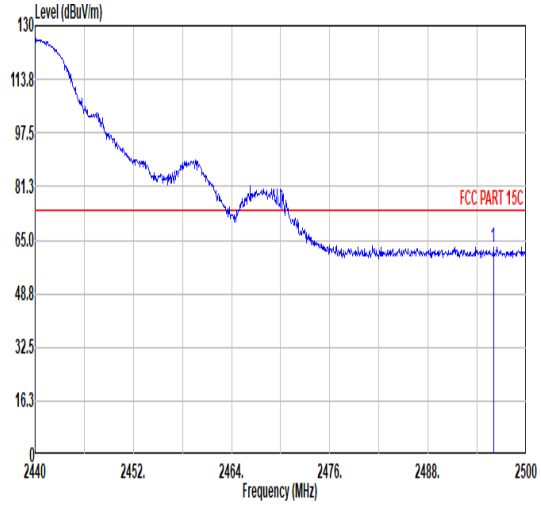 Freq Level Limit Line Margin Read Level Ant Factor Cable Loss Preamp Factor Aux Factor APos TPos Remark MHz dBuV/m dBuV/m dB dBuV dB/m dB dB dB cm deg 1 2495.98 63.02 74.00 -10.98 54.07 32.49 7.28 36.82 6.00 126 97 PEAK	Blank
Avg	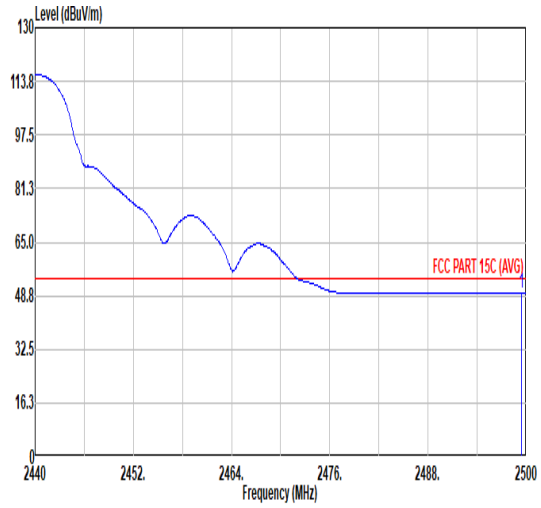 Freq Level Limit Line Margin Read Level Ant Factor Cable Loss Preamp Factor Aux Factor APos TPos Remark MHz dBuV/m dBuV/m dB dBuV dB/m dB dB dB cm deg 1 2499.40 49.66 54.00 -4.34 40.69 32.50 7.28 36.81 6.00 126 97 AVERAGE	Blank

Mode	5	
	Band Edge - L	
	2400-2483.5_802.11g_CH06_2437MHz	
ANT	CDD 1S4T	
Pol.	Vertical	Fundamental
Peak	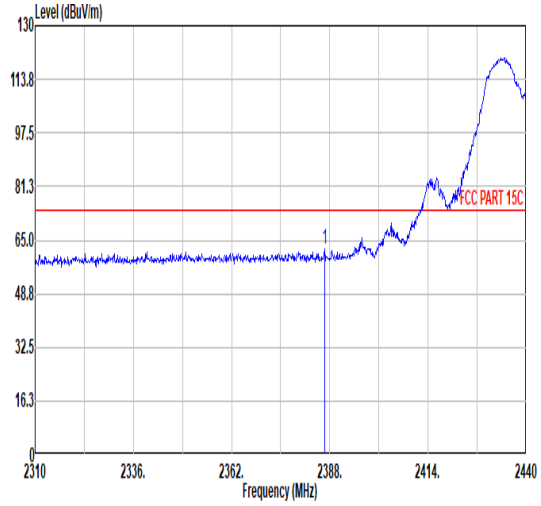 Freq Level Limit Line Margin Read Level Ant Factor Cable Loss Preamp Factor Aux Factor APos TPos Remark MHz dBuV/m dBuV/m dB dBuV dB/m dB dB dB cm deg 1 2386.57 62.09 74.00 -11.91 53.87 32.17 7.10 37.05 6.00 290 247 PEAK	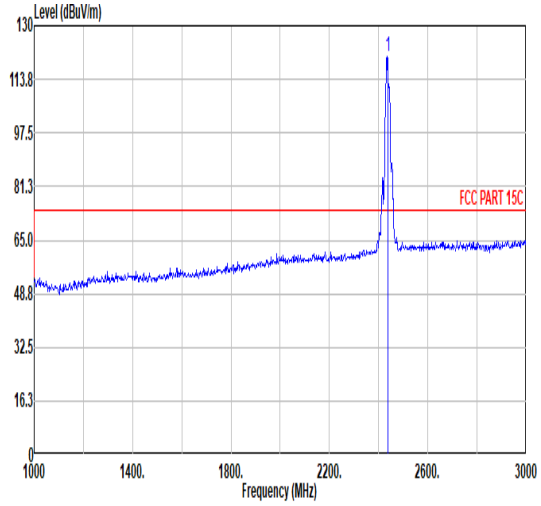 Freq Level Limit Line Margin Read Level Ant Factor Cable Loss Preamp Factor Aux Factor APos TPos Remark MHz dBuV/m dBuV/m dB dBuV dB/m dB dB dB cm deg 1 2437.00 120.50 ------ ------ 111.91 32.37 7.18 36.96 6.00 290 247 PEAK
Avg	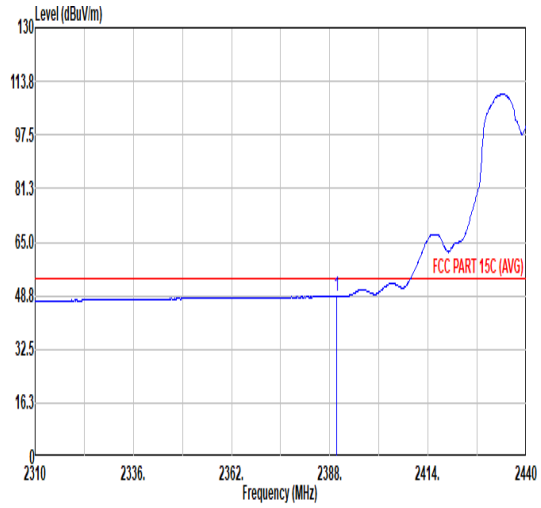 Freq Level Limit Line Margin Read Level Ant Factor Cable Loss Preamp Factor Aux Factor APos TPos Remark MHz dBuV/m dBuV/m dB dBuV dB/m dB dB dB cm deg 1 2389.82 48.44 54.00 -5.56 40.18 32.20 7.11 37.05 6.00 290 247 AVERAGE	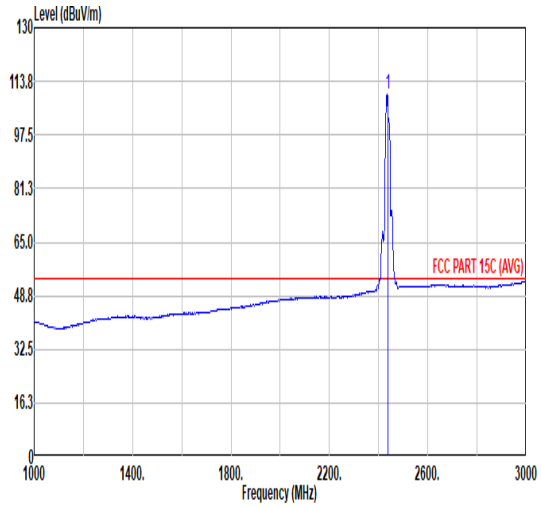 Freq Level Limit Line Margin Read Level Ant Factor Cable Loss Preamp Factor Aux Factor APos TPos Remark MHz dBuV/m dBuV/m dB dBuV dB/m dB dB dB cm deg 1 2437.00 110.11 ------ ------ 101.52 32.37 7.18 36.96 6.00 290 247 AVERAGE

Mode	5	
	Band Edge - R	
	2400-2483.5_802.11g_CH06_2437MHz	
ANT	CDD 1S4T	
Pol.	Vertical	Fundamental
Peak	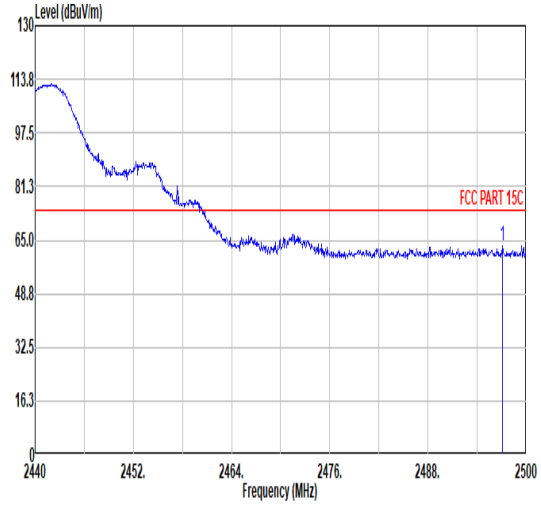 Freq Level Limit Line Margin Read Level Ant Factor Cable Loss Preamp Factor Aux Factor APos TPos Remark MHz dBuV/m dBuV/m dB dBuV dB/m dB dB dB cm deg 1 2497.12 63.35 74.00 -10.65 54.40 32.49 7.28 36.82 6.00 290 247 PEAK	Blank
Avg	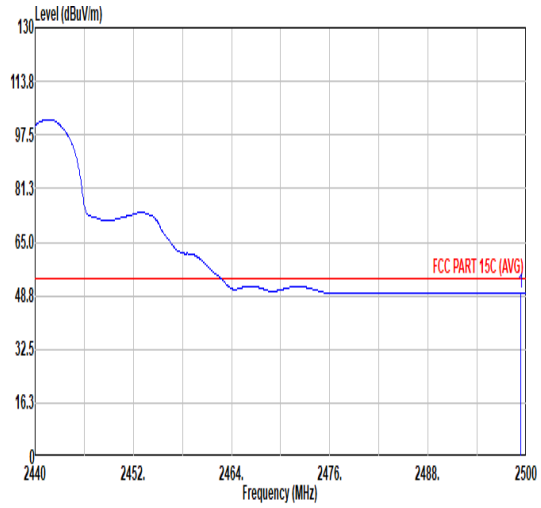 Freq Level Limit Line Margin Read Level Ant Factor Cable Loss Preamp Factor Aux Factor APos TPos Remark MHz dBuV/m dBuV/m dB dBuV dB/m dB dB dB cm deg 1 2499.28 49.59 54.00 -4.41 40.62 32.50 7.28 36.81 6.00 290 247 AVERAGE	Blank

Mode	5	
	Harmonic	
	2400-2483.5_802.11g_CH06_2437MHz	
ANT	CDD 1S4T	
Pol.	Horizontal	Vertical
Peak Avg	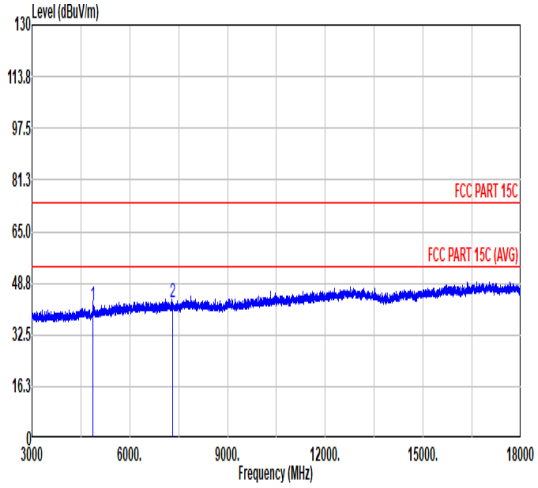 Freq Level Limit Line Margin Read Level Ant Factor Cable Loss Preamp Factor Aux Factor APos TPos Remark MHz dBuV/m dBuV/m dB dBuV dB/m dB dB dB cm deg 1 4874.00 41.93 74.00 -32.07 63.03 34.14 10.29 65.53 0.00 --- --- PEAK 2 7311.00 42.86 74.00 -31.14 60.71 35.72 12.72 66.29 0.00 --- --- PEAK	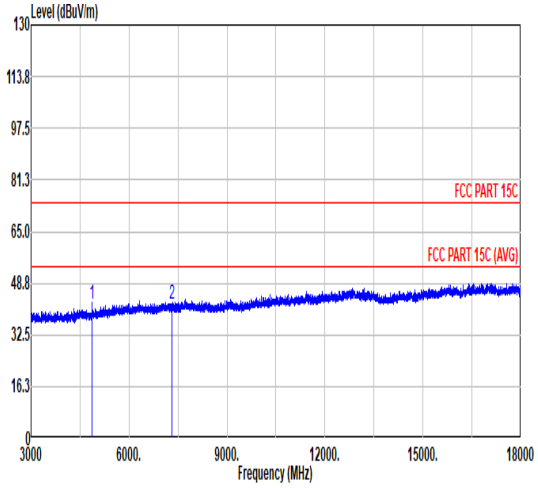 Freq Level Limit Line Margin Read Level Ant Factor Cable Loss Preamp Factor Aux Factor APos TPos Remark MHz dBuV/m dBuV/m dB dBuV dB/m dB dB dB cm deg 1 4874.00 42.09 74.00 -31.91 63.19 34.14 10.29 65.53 0.00 --- --- PEAK 2 7311.00 42.25 74.00 -31.75 60.10 35.72 12.72 66.29 0.00 --- --- PEAK

Mode	6	
	Band Edge	
	2400-2483.5_802.11g_CH11_2462MHz	
ANT	CDD 1S4T	
Pol.	Horizontal	Fundamental
Peak	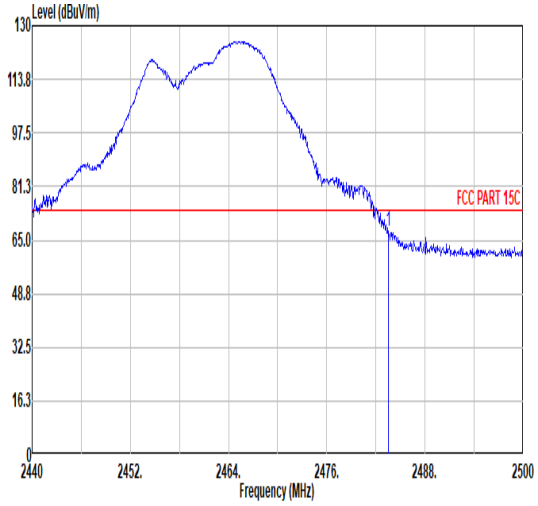 Freq Level Limit Line Margin Read Level Ant Factor Cable Loss Preamp Factor Aux Factor APos TPos Remark MHz dBuV/m dBuV/m dB dBuV dB/m dB dB dB cm deg 1 2483.50 67.50 74.00 -6.50 58.62 32.47 7.26 36.85 6.00 110 116 PEAK	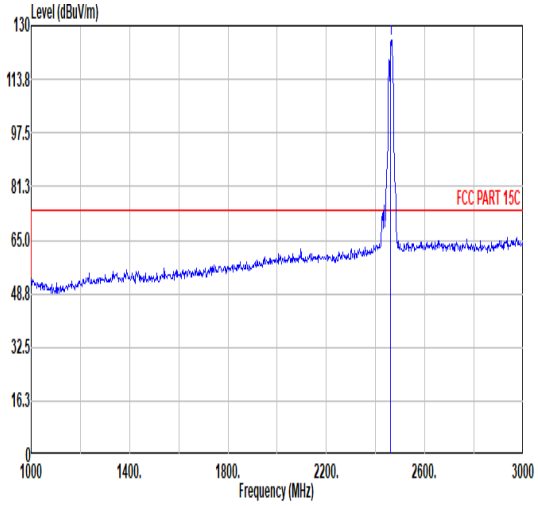 Freq Level Limit Line Margin Read Level Ant Factor Cable Loss Preamp Factor Aux Factor APos TPos Remark MHz dBuV/m dBuV/m dB dBuV dB/m dB dB dB cm deg 1 2462.00 125.39 ------ ------ 116.62 32.43 7.23 36.89 6.00 110 116 PEAK
Avg	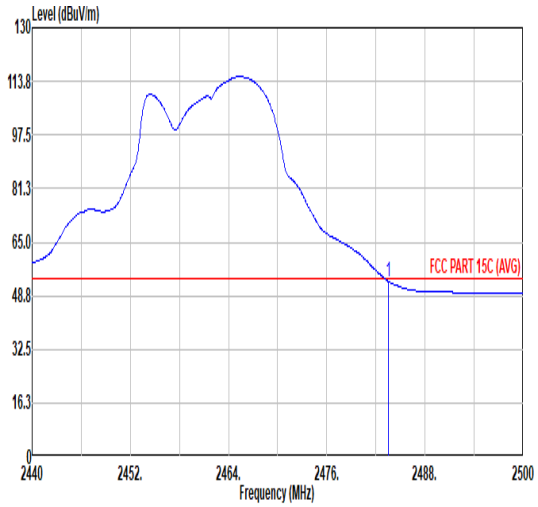 Freq Level Limit Line Margin Read Level Ant Factor Cable Loss Preamp Factor Aux Factor APos TPos Remark MHz dBuV/m dBuV/m dB dBuV dB/m dB dB dB cm deg 1 2483.50 53.14 54.00 -0.86 44.26 32.47 7.26 36.85 6.00 110 116 AVERAGE	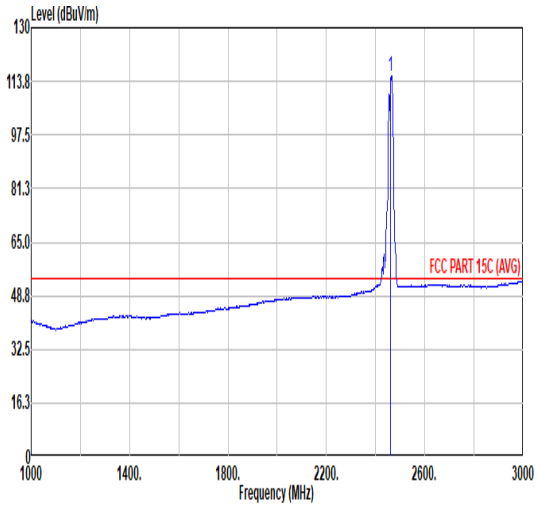 Freq Level Limit Line Margin Read Level Ant Factor Cable Loss Preamp Factor Aux Factor APos TPos Remark MHz dBuV/m dBuV/m dB dBuV dB/m dB dB dB cm deg 1 2462.00 115.42 ------ ------ 106.65 32.43 7.23 36.89 6.00 110 116 AVERAGE

Mode	6	
	Band Edge	
	2400-2483.5_802.11g_CH11_2462MHz	
ANT	CDD 1S4T	
Pol.	Vertical	Fundamental
Peak	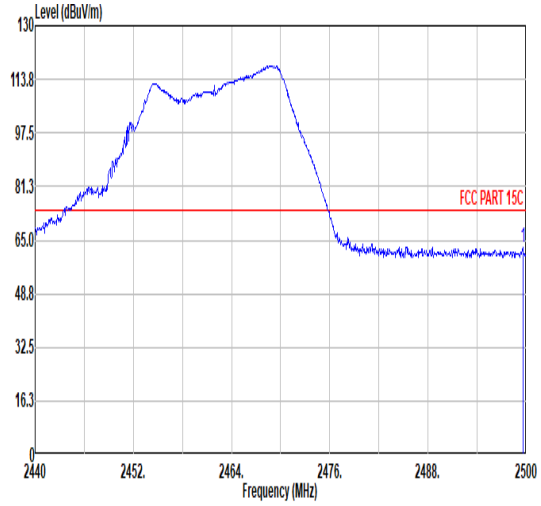 Freq Level Limit Line Margin Read Level Ant Factor Cable Loss Preamp Factor Aux Factor APos TPos Remark MHz dBuV/m dBuV/m dB dBuV dB/m dB dB dB cm deg 1 2499.58 63.01 74.00 -10.99 54.04 32.50 7.28 36.81 6.00 100 20 PEAK	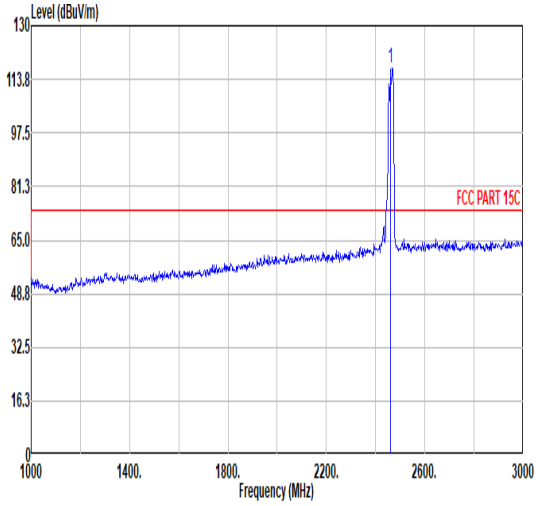 Freq Level Limit Line Margin Read Level Ant Factor Cable Loss Preamp Factor Aux Factor APos TPos Remark MHz dBuV/m dBuV/m dB dBuV dB/m dB dB dB cm deg 1 2462.00 117.11 ------ ------ 108.32 32.44 7.23 36.88 6.00 100 20 PEAK
Avg	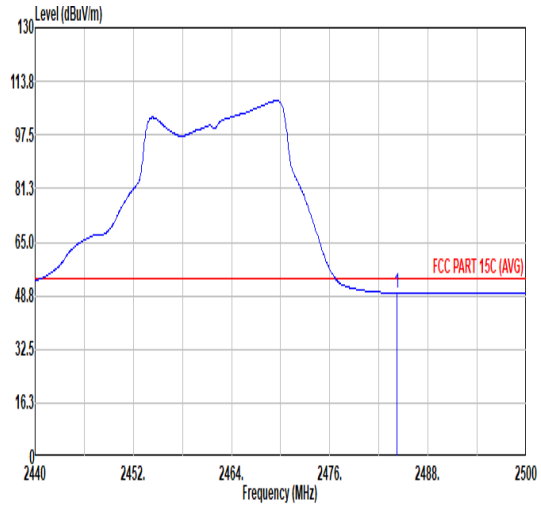 Freq Level Limit Line Margin Read Level Ant Factor Cable Loss Preamp Factor Aux Factor APos TPos Remark MHz dBuV/m dBuV/m dB dBuV dB/m dB dB dB cm deg 1 2484.16 49.67 54.00 -4.33 40.79 32.47 7.26 36.85 6.00 100 20 AVERAGE	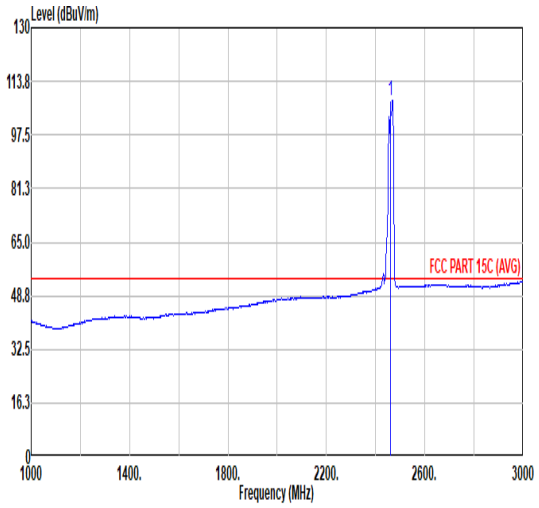 Freq Level Limit Line Margin Read Level Ant Factor Cable Loss Preamp Factor Aux Factor APos TPos Remark MHz dBuV/m dBuV/m dB dBuV dB/m dB dB dB cm deg 1 2462.00 108.03 ------ ------ 99.24 32.44 7.23 36.88 6.00 100 20 AVERAGE

Mode	6	
	Harmonic	
	2400-2483.5_802.11g_CH11_2462MHz	
ANT	CDD 1S4T	
Pol.	Horizontal	Vertical
Peak Avg	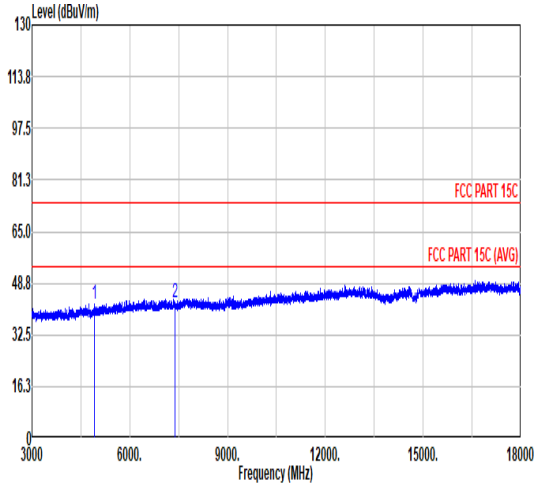 Freq Level Limit Line Margin Read Level Ant Factor Cable Loss Preamp Factor Aux Factor APos TPos Remark MHz dBuV/m dBuV/m dB dBuV dB/m dB dB dB cm deg 1 4924.00 42.14 74.00 -31.86 63.16 34.19 10.35 65.56 0.00 --- --- PEAK 2 7386.00 42.65 74.00 -31.35 60.61 35.80 12.73 66.49 0.00 --- --- PEAK	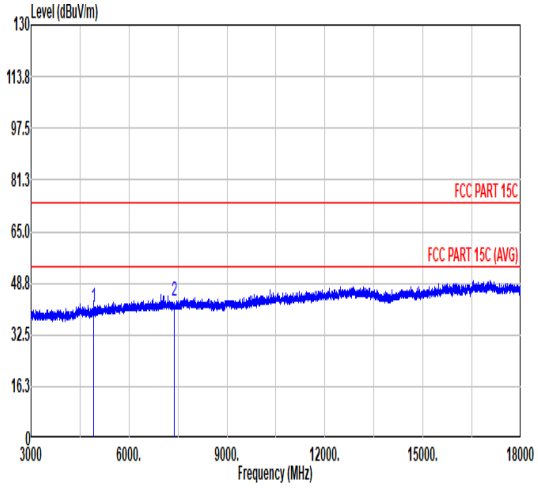 Freq Level Limit Line Margin Read Level Ant Factor Cable Loss Preamp Factor Aux Factor APos TPos Remark MHz dBuV/m dBuV/m dB dBuV dB/m dB dB dB cm deg 1 4924.00 41.44 74.00 -32.56 62.46 34.19 10.35 65.56 0.00 --- --- PEAK 2 7386.00 43.07 74.00 -30.93 61.03 35.80 12.73 66.49 0.00 --- --- PEAK

Mode	7	
	Band Edge	
	2400-2483.5_802.11BE EHT20_CH01_2412MHz	
ANT	CDD 1S4T	
Pol.	Horizontal	Fundamental
Peak	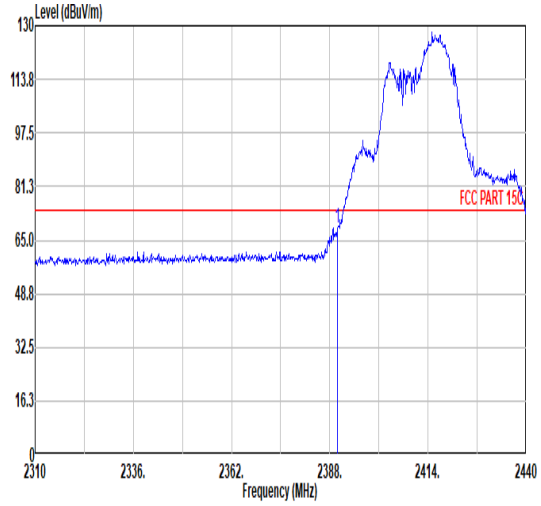 Freq Level Limit Line Margin Read Level Ant Factor Cable Loss Preamp Factor Aux Factor APos TPos Remark MHz dBuV/m dBuV/m dB dBuV dB/m dB dB dB cm deg 1 2389.95 68.85 74.00 -5.15 60.59 32.20 7.11 37.05 6.00 120 119 PEAK	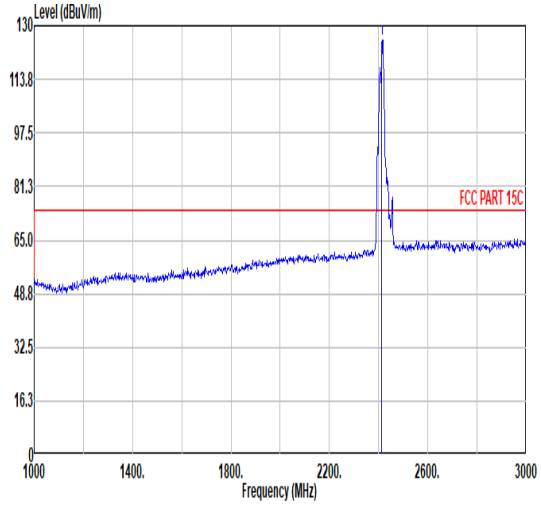 Freq Level Limit Line Margin Read Level Ant Factor Cable Loss Preamp Factor Aux Factor APos TPos Remark MHz dBuV/m dBuV/m dB dBuV dB/m dB dB dB cm deg 1 2412.00 125.66 ------ ------ 117.17 32.34 7.15 37.00 6.00 120 119 PEAK
Avg	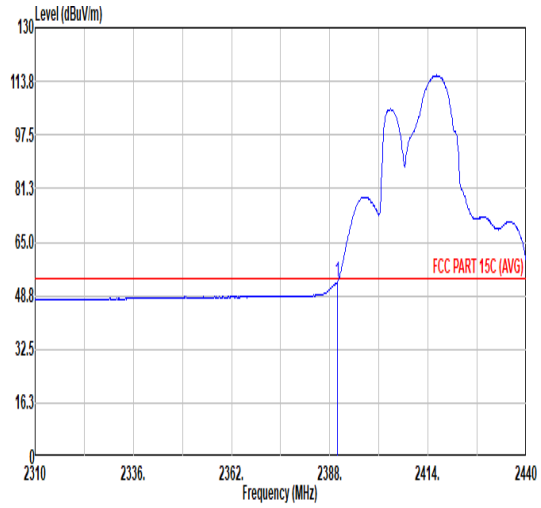 Freq Level Limit Line Margin Read Level Ant Factor Cable Loss Preamp Factor Aux Factor APos TPos Remark MHz dBuV/m dBuV/m dB dBuV dB/m dB dB dB cm deg 1 2389.95 52.74 54.00 -1.26 44.48 32.20 7.11 37.05 6.00 120 119 AVERAGE	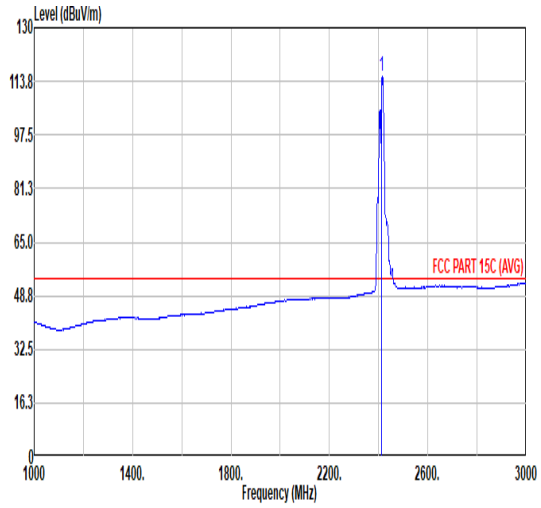 Freq Level Limit Line Margin Read Level Ant Factor Cable Loss Preamp Factor Aux Factor APos TPos Remark MHz dBuV/m dBuV/m dB dBuV dB/m dB dB dB cm deg 1 2412.00 115.33 ------ ------ 106.85 32.33 7.15 37.00 6.00 120 119 AVERAGE

Mode	7	
	Band Edge	
	2400-2483.5_802.11BE EHT20_CH01_2412MHz	
ANT	CDD 1S4T	
Pol.	Vertical	Fundamental
Peak	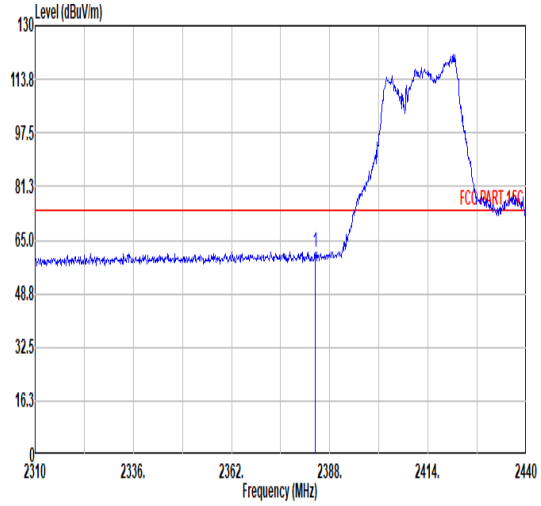 Freq Level Limit Line Margin Read Level Ant Factor Cable Loss Preamp Factor Aux Factor APos TPos Remark MHz dBuV/m dBuV/m dB dBuV dB/m dB dB dB cm deg 1 2384.10 61.34 74.00 -12.66 53.15 32.14 7.10 37.05 6.00 120 23 PEAK	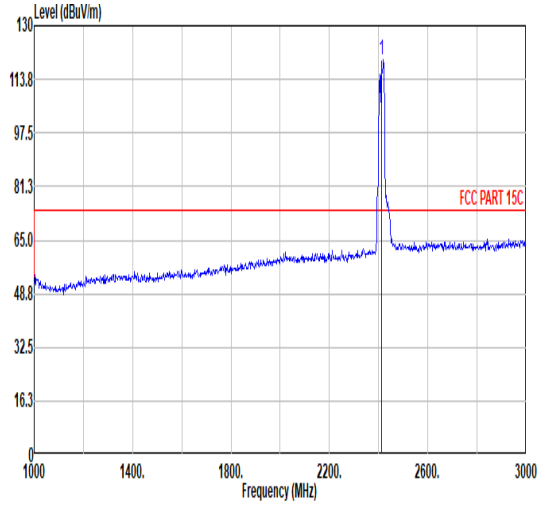 Freq Level Limit Line Margin Read Level Ant Factor Cable Loss Preamp Factor Aux Factor APos TPos Remark MHz dBuV/m dBuV/m dB dBuV dB/m dB dB dB cm deg 1 2412.00 119.66 ------ ------ 111.16 32.34 7.15 36.99 6.00 120 23 PEAK
Avg	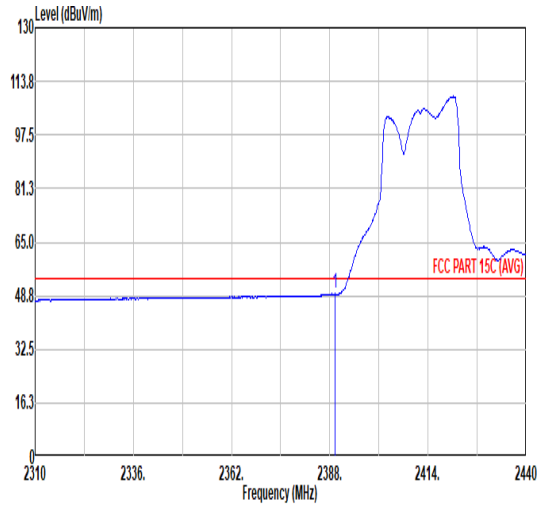 Freq Level Limit Line Margin Read Level Ant Factor Cable Loss Preamp Factor Aux Factor APos TPos Remark MHz dBuV/m dBuV/m dB dBuV dB/m dB dB dB cm deg 1 2389.43 49.34 54.00 -4.66 41.10 32.19 7.10 37.05 6.00 120 23 AVERAGE	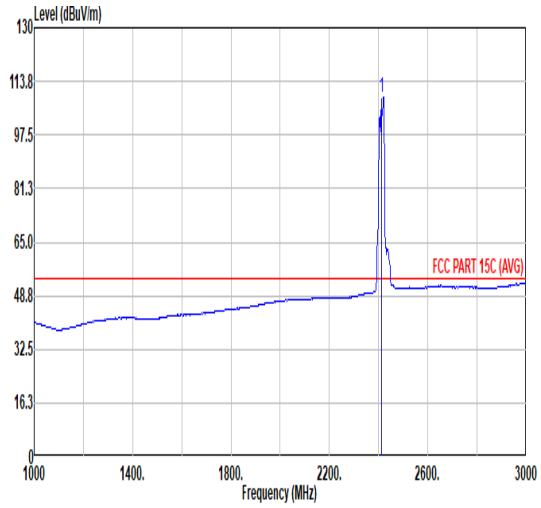 Freq Level Limit Line Margin Read Level Ant Factor Cable Loss Preamp Factor Aux Factor APos TPos Remark MHz dBuV/m dBuV/m dB dBuV dB/m dB dB dB cm deg 1 2412.00 109.08 ------ ------ 100.58 32.34 7.15 36.99 6.00 120 23 AVERAGE

Mode	7	
	Harmonic	
	2400-2483.5_802.11BE EHT20_CH01_2412MHz	
ANT	CDD 1S4T	
Pol.	Horizontal	Vertical
Peak Avg	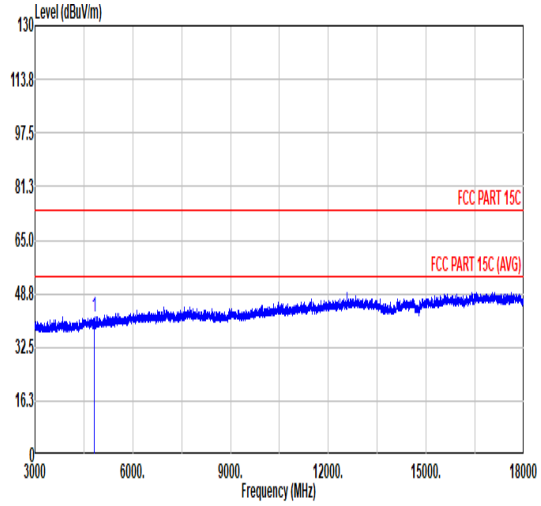 Freq Level Limit Line Margin Read Level Ant Factor Cable Loss Preamp Factor Aux Factor APos TPos Remark MHz dBuV/m dBuV/m dB dBuV dB/m dB dB dB cm deg 1 4824.00 41.63 74.00 -32.37 62.79 34.10 10.23 65.49 0.00 --- --- PEAK	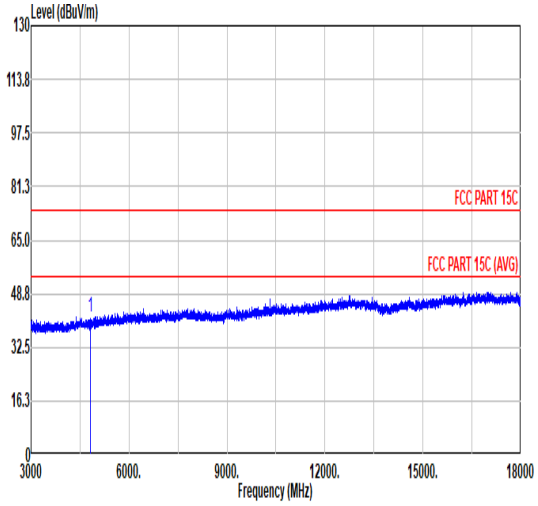 Freq Level Limit Line Margin Read Level Ant Factor Cable Loss Preamp Factor Aux Factor APos TPos Remark MHz dBuV/m dBuV/m dB dBuV dB/m dB dB dB cm deg 1 4824.00 41.66 74.00 -32.34 62.82 34.10 10.23 65.49 0.00 --- --- PEAK

Mode	8	
	Band Edge - L	
	2400-2483.5_802.11BE EHT20_CH06_2437MHz	
ANT	CDD 1S4T	
Pol.	Horizontal	Fundamental
Peak	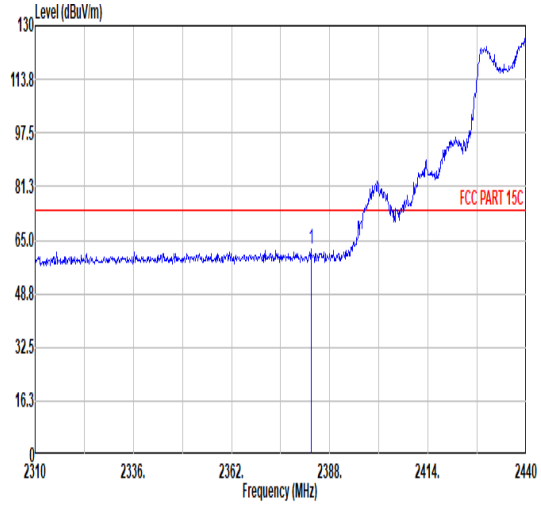 Freq Level Limit Line Margin Read Level Ant Factor Cable Loss Preamp Factor Aux Factor APos TPos Remark MHz dBuV/m dBuV/m dB dBuV dB/m dB dB dB cm deg 1 2383.06 62.37 74.00 -11.63 54.20 32.13 7.09 37.05 6.00 101 101 PEAK	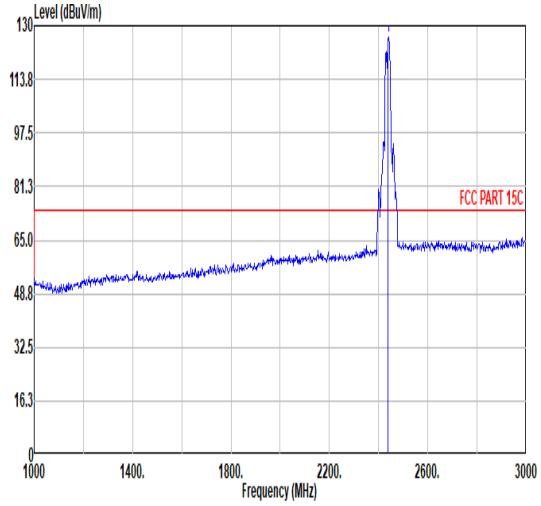 Freq Level Limit Line Margin Read Level Ant Factor Cable Loss Preamp Factor Aux Factor APos TPos Remark MHz dBuV/m dBuV/m dB dBuV dB/m dB dB dB cm deg 1 2437.00 126.73 ------ ------ 118.10 32.38 7.19 36.94 6.00 101 101 PEAK
Avg	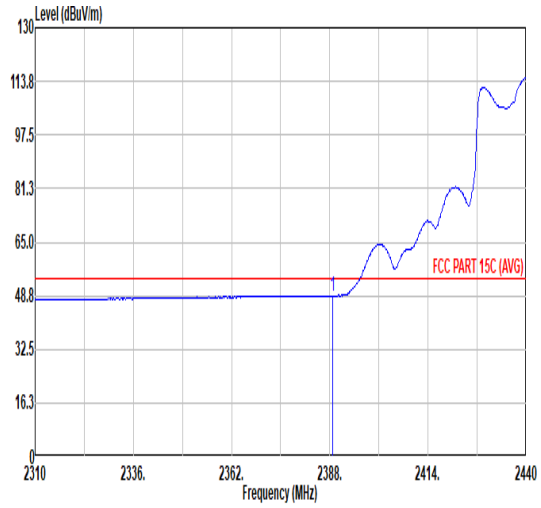 Freq Level Limit Line Margin Read Level Ant Factor Cable Loss Preamp Factor Aux Factor APos TPos Remark MHz dBuV/m dBuV/m dB dBuV dB/m dB dB dB cm deg 1 2388.78 48.78 54.00 -5.22 40.54 32.19 7.10 37.05 6.00 101 101 AVERAGE	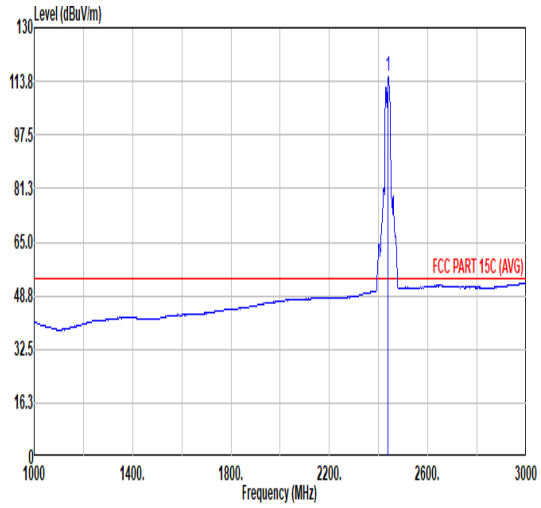 Freq Level Limit Line Margin Read Level Ant Factor Cable Loss Preamp Factor Aux Factor APos TPos Remark MHz dBuV/m dBuV/m dB dBuV dB/m dB dB dB cm deg 1 2437.00 115.05 ------ ------ 106.43 32.38 7.19 36.95 6.00 101 101 AVERAGE

Mode	8	
	Band Edge - R	
	2400-2483.5_802.11BE EHT20_CH06_2437MHz	
ANT	CDD 1S4T	
Pol.	Horizontal	Fundamental
Peak	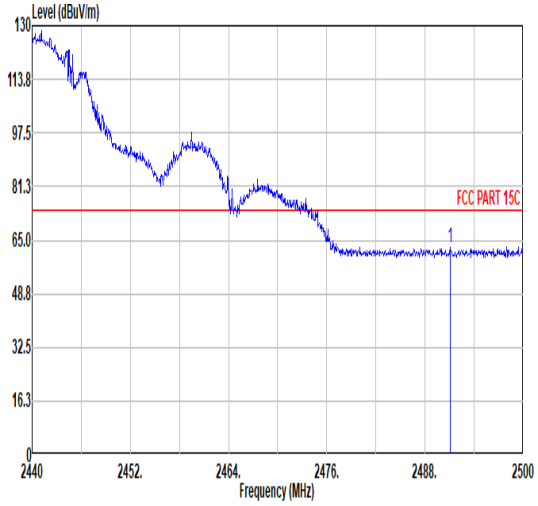 Freq Level Limit Line Margin Read Level Ant Factor Cable Loss Preamp Factor Aux Factor APos TPos Remark MHz dBuV/m dBuV/m dB dBuV dB/m dB dB dB cm deg 1 2491.06 62.86 74.00 -11.14 53.94 32.48 7.27 36.83 6.00 101 101 PEAK	Blank
Avg	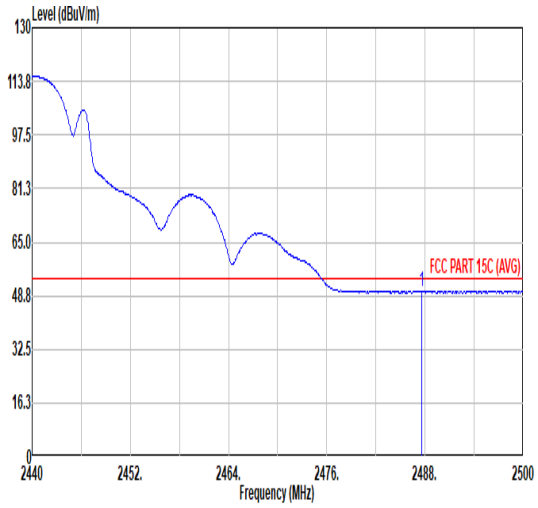 Freq Level Limit Line Margin Read Level Ant Factor Cable Loss Preamp Factor Aux Factor APos TPos Remark MHz dBuV/m dBuV/m dB dBuV dB/m dB dB dB cm deg 1 2487.58 50.00 54.00 -4.00 41.10 32.48 7.26 36.84 6.00 101 101 AVERAGE	Blank

Mode	8	
	Band Edge - L	
	2400-2483.5_802.11BE EHT20_CH06_2437MHz	
ANT	CDD 1S4T	
Pol.	Vertical	Fundamental
Peak	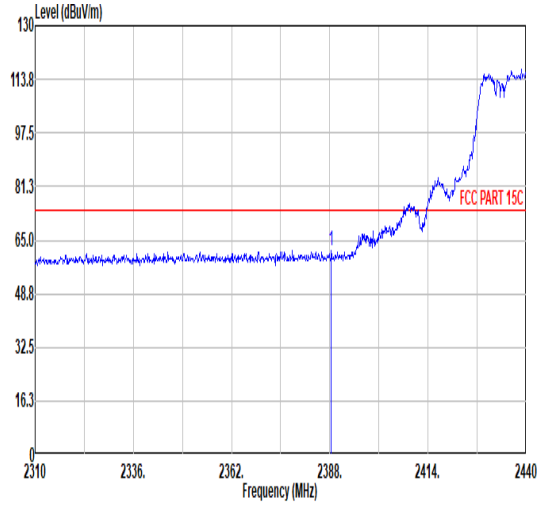 Freq Level Limit Line Margin Read Level Ant Factor Cable Loss Preamp Factor Aux Factor APos TPos Remark MHz dBuV/m dBuV/m dB dBuV dB/m dB dB dB cm deg 1 2388.39 61.76 74.00 -12.24 53.53 32.18 7.10 37.05 6.00 300 99 PEAK	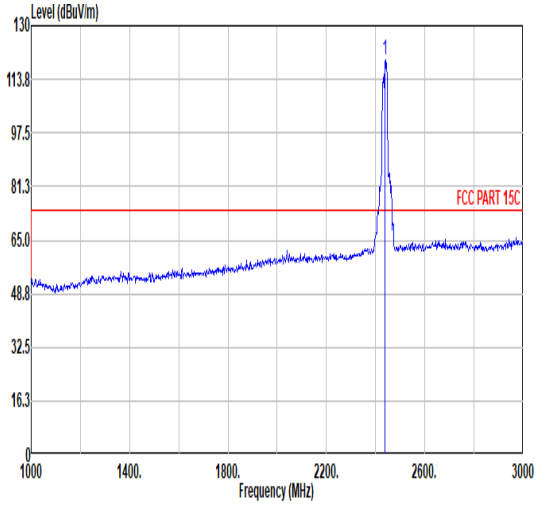 Freq Level Limit Line Margin Read Level Ant Factor Cable Loss Preamp Factor Aux Factor APos TPos Remark MHz dBuV/m dBuV/m dB dBuV dB/m dB dB dB cm deg 1 2437.00 119.53 ------ ------ 110.90 32.38 7.19 36.94 6.00 300 99 PEAK
Avg	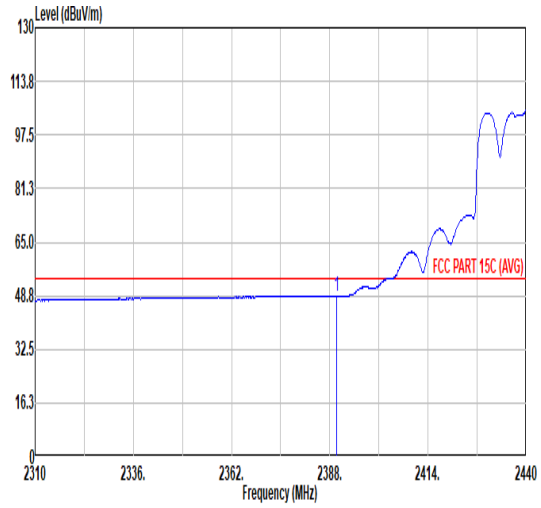 Freq Level Limit Line Margin Read Level Ant Factor Cable Loss Preamp Factor Aux Factor APos TPos Remark MHz dBuV/m dBuV/m dB dBuV dB/m dB dB dB cm deg 1 2389.82 48.70 54.00 -5.30 40.44 32.20 7.11 37.05 6.00 300 99 AVERAGE	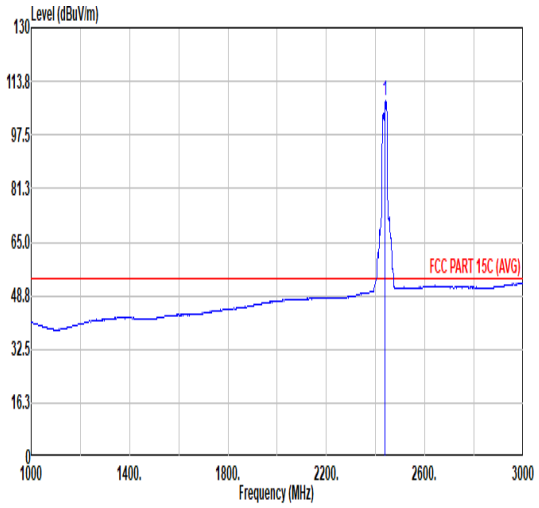 Freq Level Limit Line Margin Read Level Ant Factor Cable Loss Preamp Factor Aux Factor APos TPos Remark MHz dBuV/m dBuV/m dB dBuV dB/m dB dB dB cm deg 1 2437.00 108.11 ------ ------ 99.48 32.38 7.19 36.94 6.00 300 99 AVERAGE

Mode	8	
	Band Edge - R	
	2400-2483.5_802.11BE EHT20_CH06_2437MHz	
ANT	CDD 1S4T	
Pol.	Vertical	Fundamental
Peak	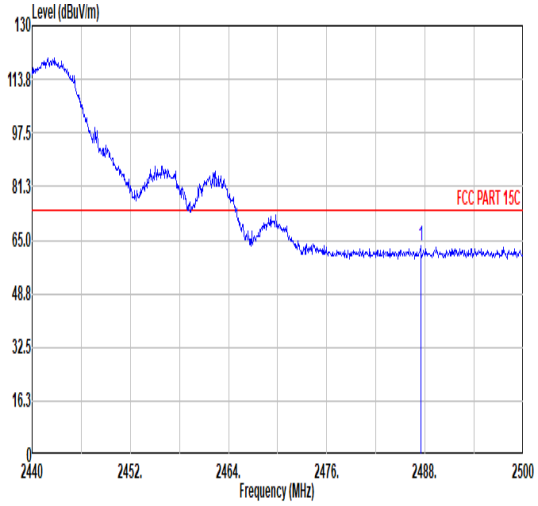 Freq Level Limit Line Margin Read Level Ant Factor Cable Loss Preamp Factor Aux Factor APos TPos Remark MHz dBuV/m dBuV/m dB dBuV dB/m dB dB dB cm deg 1 2487.46 63.21 74.00 -10.79 54.32 32.47 7.26 36.84 6.00 300 99 PEAK	Blank
Avg	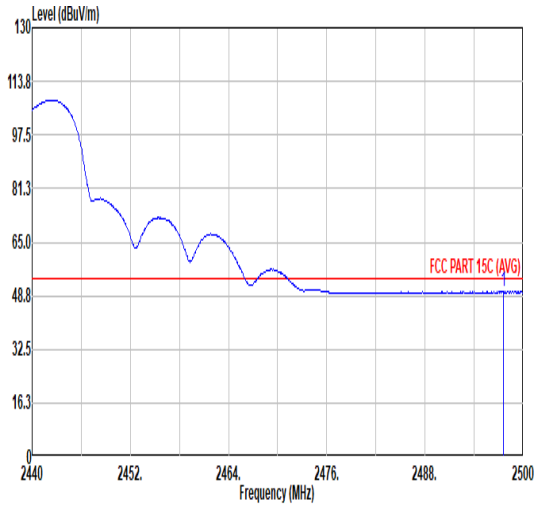 Freq Level Limit Line Margin Read Level Ant Factor Cable Loss Preamp Factor Aux Factor APos TPos Remark MHz dBuV/m dBuV/m dB dBuV dB/m dB dB dB cm deg 1 2497.54 49.91 54.00 -4.09 40.95 32.50 7.28 36.82 6.00 300 99 AVERAGE	Blank

Mode	8	
	Harmonic	
	2400-2483.5_802.11BE EHT20_CH06_2437MHz	
ANT	CDD 1S4T	
Pol.	Horizontal	Vertical
Peak Avg	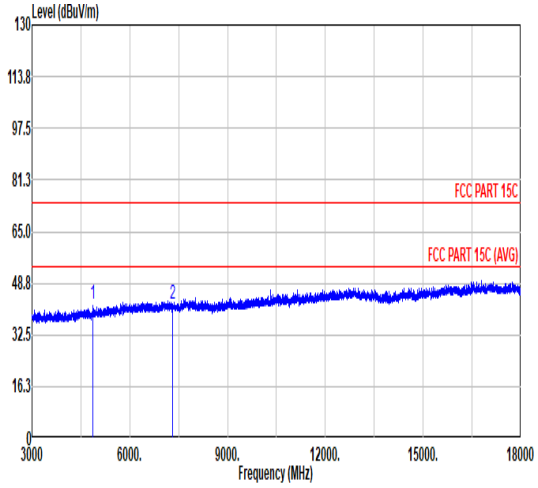 Freq Level Limit Line Margin Read Level Ant Factor Cable Loss Preamp Factor Aux Factor APos TPos Remark MHz dBuV/m dBuV/m dB dBuV dB/m dB dB dB cm deg 1 4874.00 41.99 74.00 -32.01 63.09 34.14 10.29 65.53 0.00 --- --- PEAK 2 7311.00 42.05 74.00 -31.95 59.90 35.72 12.72 66.29 0.00 --- --- PEAK	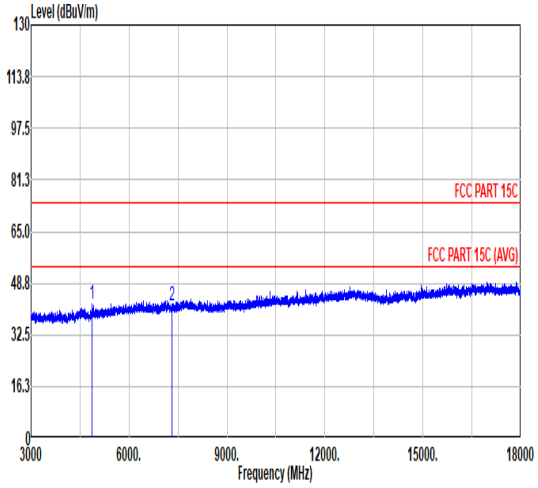 Freq Level Limit Line Margin Read Level Ant Factor Cable Loss Preamp Factor Aux Factor APos TPos Remark MHz dBuV/m dBuV/m dB dBuV dB/m dB dB dB cm deg 1 4874.00 42.00 74.00 -32.00 63.10 34.14 10.29 65.53 0.00 --- --- PEAK 2 7311.00 41.94 74.00 -32.06 59.79 35.72 12.72 66.29 0.00 --- --- PEAK

Mode	9	
	Band Edge	
	2400-2483.5_802.11BE EHT20_CH11_2462MHz	
ANT	CDD 1S4T	
Pol.	Horizontal	Fundamental
Peak	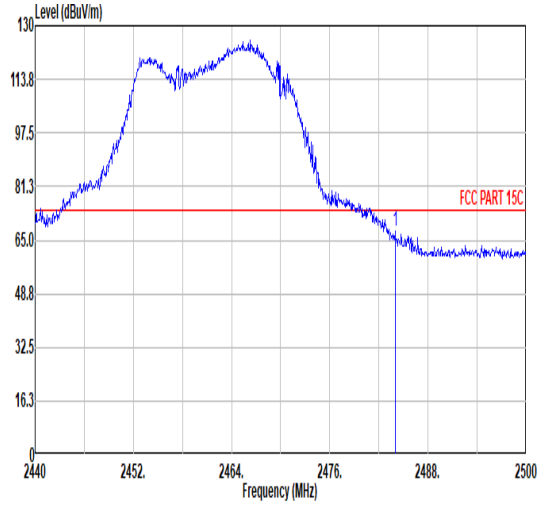 Freq Level Limit Line Margin Read Level Ant Factor Cable Loss Preamp Factor Aux Factor APos TPos Remark MHz dBuV/m dBuV/m dB dBuV dB/m dB dB dB cm deg 1 2483.98 67.75 74.00 -6.25 58.87 32.47 7.26 36.85 6.00 109 114 PEAK	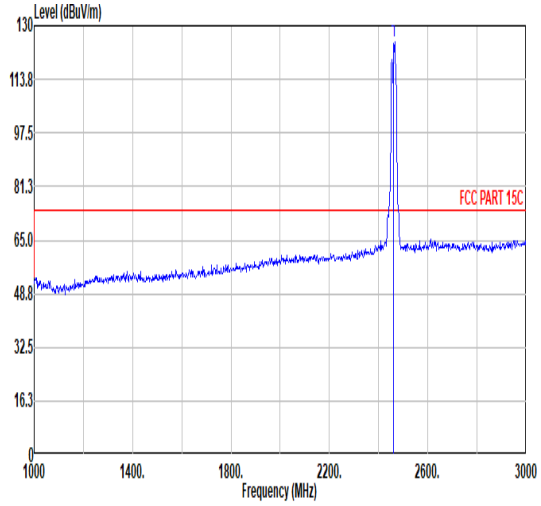 Freq Level Limit Line Margin Read Level Ant Factor Cable Loss Preamp Factor Aux Factor APos TPos Remark MHz dBuV/m dBuV/m dB dBuV dB/m dB dB dB cm deg 1 2462.00 125.04 ------ ------ 116.27 32.43 7.23 36.89 6.00 109 114 PEAK
Avg	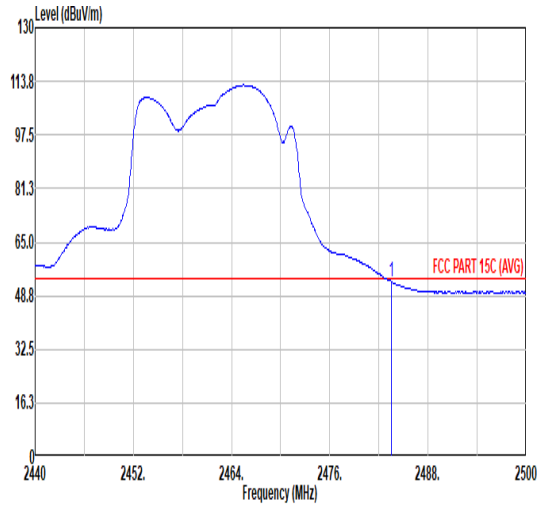 Freq Level Limit Line Margin Read Level Ant Factor Cable Loss Preamp Factor Aux Factor APos TPos Remark MHz dBuV/m dBuV/m dB dBuV dB/m dB dB dB cm deg 1 2483.50 52.99 54.00 -1.01 44.11 32.47 7.26 36.85 6.00 109 114 AVERAGE	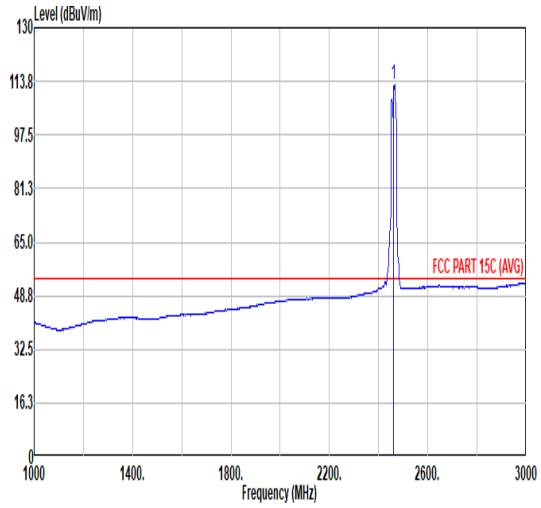 Freq Level Limit Line Margin Read Level Ant Factor Cable Loss Preamp Factor Aux Factor APos TPos Remark MHz dBuV/m dBuV/m dB dBuV dB/m dB dB dB cm deg 1 2462.00 112.60 ------ ------ 103.83 32.43 7.23 36.89 6.00 109 114 AVERAGE

Mode	9	
	Band Edge	
	2400-2483.5_802.11BE EHT20_CH11_2462MHz	
ANT	CDD 1S4T	
Pol.	Vertical	Fundamental
Peak	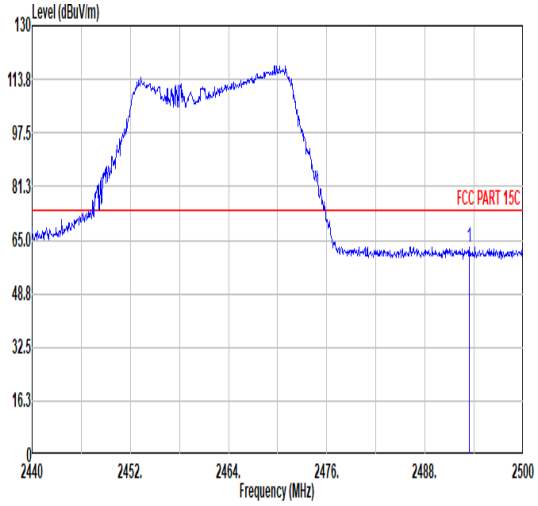 Freq Level Limit Line Margin Read Level Ant Factor Cable Loss Preamp Factor Aux Factor APos TPos Remark MHz dBuV/m dBuV/m dB dBuV dB/m dB dB dB cm deg 1 2493.40 62.80 74.00 -11.20 53.87 32.49 7.27 36.83 6.00 100 20 PEAK	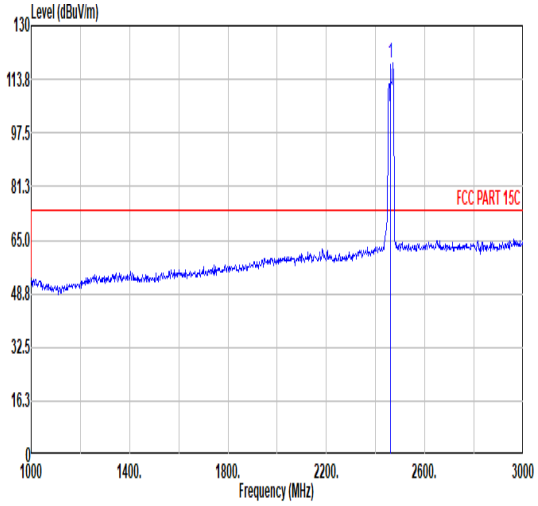 Freq Level Limit Line Margin Read Level Ant Factor Cable Loss Preamp Factor Aux Factor APos TPos Remark MHz dBuV/m dBuV/m dB dBuV dB/m dB dB dB cm deg 1 2462.00 118.68 ------ ------ 109.89 32.44 7.23 36.88 6.00 100 20 PEAK
Avg	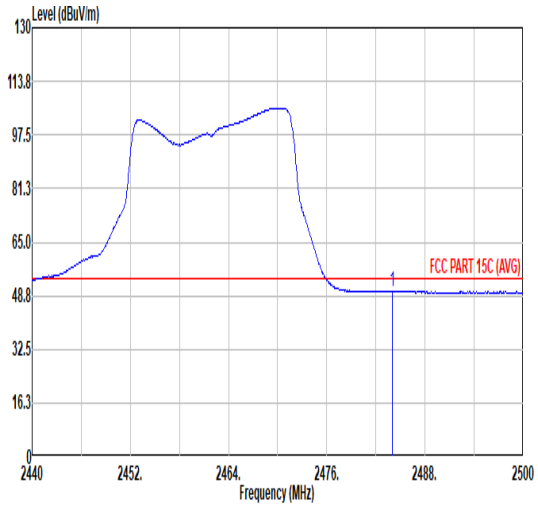 Freq Level Limit Line Margin Read Level Ant Factor Cable Loss Preamp Factor Aux Factor APos TPos Remark MHz dBuV/m dBuV/m dB dBuV dB/m dB dB dB cm deg 1 2484.04 49.99 54.00 -4.01 41.11 32.47 7.26 36.85 6.00 100 20 AVERAGE	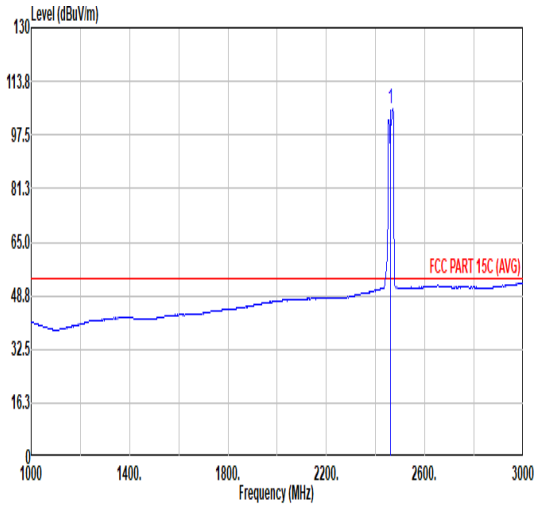 Freq Level Limit Line Margin Read Level Ant Factor Cable Loss Preamp Factor Aux Factor APos TPos Remark MHz dBuV/m dBuV/m dB dBuV dB/m dB dB dB cm deg 1 2462.00 105.56 ------ ------ 96.77 32.44 7.23 36.88 6.00 100 20 AVERAGE

Mode	9	
	Harmonic	
	2400-2483.5_802.11BE EHT20_CH11_2462MHz	
ANT	CDD 1S4T	
Pol.	Horizontal	Vertical
Peak Avg	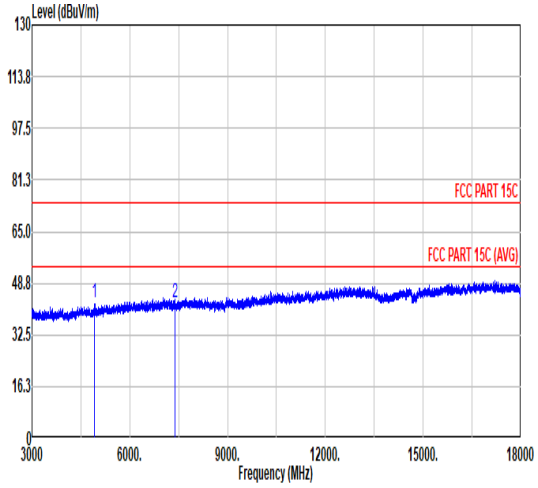 Freq Level Limit Line Margin Read Level Ant Factor Cable Loss Preamp Factor Aux Factor APos TPos Remark MHz dBuV/m dBuV/m dB dBuV dB/m dB dB dB cm deg 1 4924.00 42.44 74.00 -31.56 63.46 34.19 10.35 65.56 0.00 --- --- PEAK 2 7386.00 42.47 74.00 -31.53 60.43 35.80 12.73 66.49 0.00 --- --- PEAK	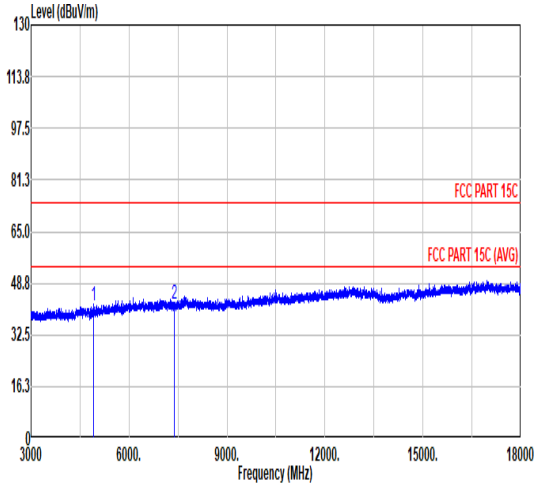 Freq Level Limit Line Margin Read Level Ant Factor Cable Loss Preamp Factor Aux Factor APos TPos Remark MHz dBuV/m dBuV/m dB dBuV dB/m dB dB dB cm deg 1 4924.00 41.82 74.00 -32.18 62.84 34.19 10.35 65.56 0.00 --- --- PEAK 2 7386.00 42.13 74.00 -31.87 60.09 35.80 12.73 66.49 0.00 --- --- PEAK

Mode	10	
	Band Edge - L	
	2400-2483.5_802.11BE EHT40_CH03_2422MHz	
ANT	CDD 1S4T	
Pol.	Horizontal	Fundamental
Peak	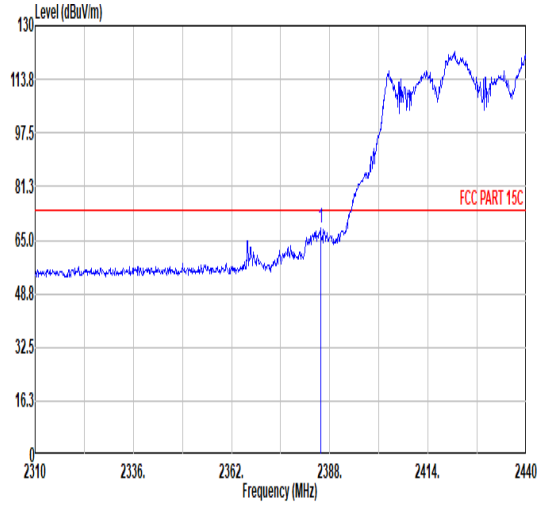 Freq Level Limit Line Margin Read Level Ant Factor Cable Loss Preamp Factor Aux Factor APos TPos Remark MHz dBuV/m dBuV/m dB dBuV dB/m dB dB dB cm deg 1 2385.53 68.44 74.00 -5.56 60.23 32.16 7.10 37.05 6.00 267 360 PEAK	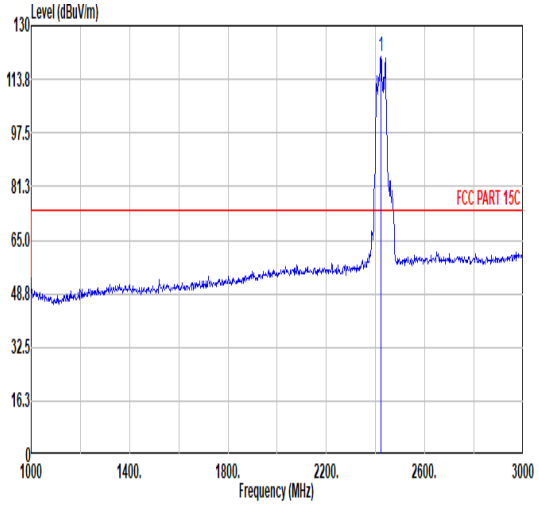 Freq Level Limit Line Margin Read Level Ant Factor Cable Loss Preamp Factor Aux Factor APos TPos Remark MHz dBuV/m dBuV/m dB dBuV dB/m dB dB dB cm deg 1 2422.00 120.73 ------ ------ 112.22 32.34 7.16 36.99 6.00 267 360 PEAK
Avg	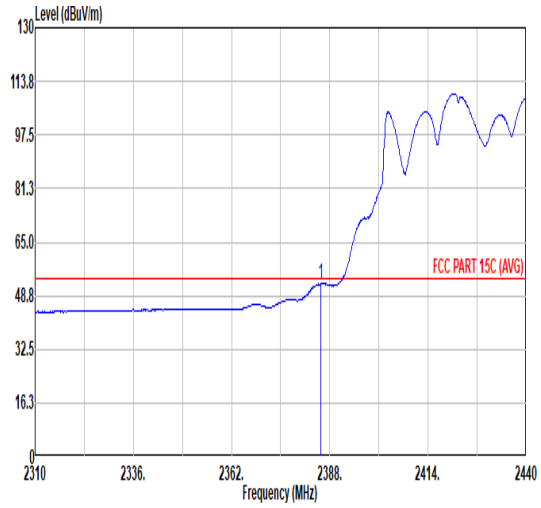 Freq Level Limit Line Margin Read Level Ant Factor Cable Loss Preamp Factor Aux Factor APos TPos Remark MHz dBuV/m dBuV/m dB dBuV dB/m dB dB dB cm deg 1 2385.53 52.50 54.00 -1.50 44.29 32.16 7.10 37.05 6.00 267 360 AVERAGE	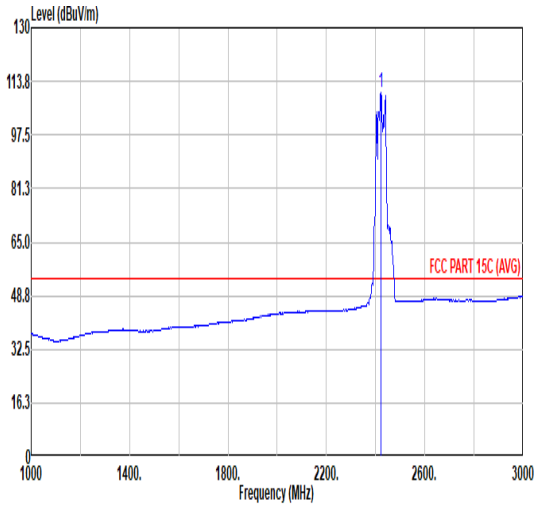 Freq Level Limit Line Margin Read Level Ant Factor Cable Loss Preamp Factor Aux Factor APos TPos Remark MHz dBuV/m dBuV/m dB dBuV dB/m dB dB dB cm deg 1 2422.00 110.14 ------ ------ 101.63 32.34 7.16 36.99 6.00 267 360 AVERAGE

Mode	10	
	Band Edge - R	
	2400-2483.5_802.11BE EHT40_CH03_2422MHz	
ANT	CDD 1S4T	
Pol.	Horizontal	Fundamental
Peak	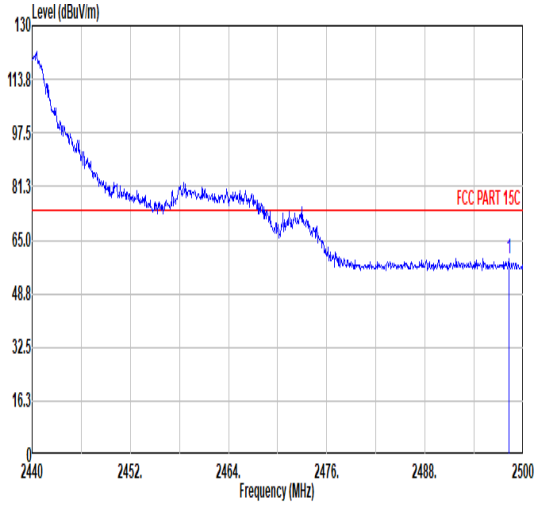 Freq Level Limit Line Margin Read Level Ant Factor Cable Loss Preamp Factor Aux Factor APos TPos Remark MHz dBuV/m dBuV/m dB dBuV dB/m dB dB dB cm deg 1 2498.26 59.57 74.00 -14.43 50.61 32.50 7.28 36.82 6.00 267 360 PEAK	Blank
Avg	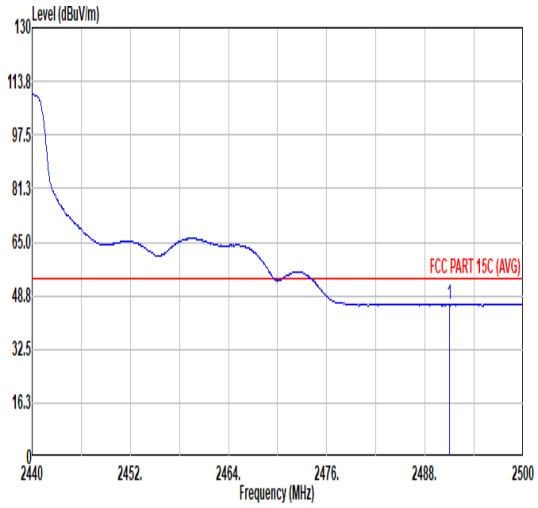 Freq Level Limit Line Margin Read Level Ant Factor Cable Loss Preamp Factor Aux Factor APos TPos Remark MHz dBuV/m dBuV/m dB dBuV dB/m dB dB dB cm deg 1 2491.00 46.10 54.00 -7.90 37.18 32.48 7.27 36.83 6.00 267 360 AVERAGE	Blank

Mode	10	
	Band Edge - L	
	2400-2483.5_802.11BE EHT40_CH03_2422MHz	
ANT	CDD 1S4T	
Pol.	Vertical	Fundamental
Peak	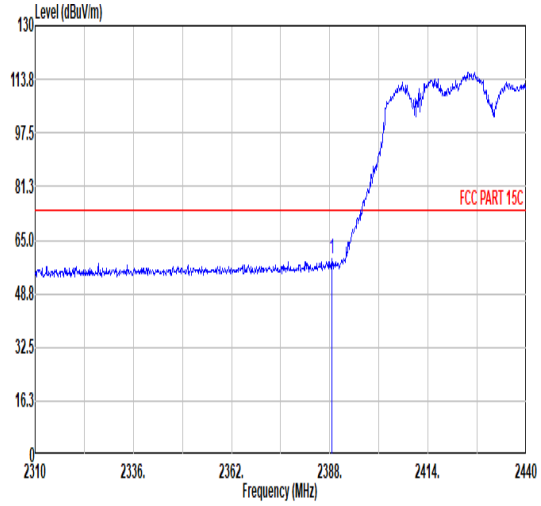 Freq Level Limit Line Margin Read Level Ant Factor Cable Loss Preamp Factor Aux Factor APos TPos Remark MHz dBuV/m dBuV/m dB dBuV dB/m dB dB dB cm deg 1 2388.52 59.17 74.00 -14.83 50.93 32.19 7.10 37.05 6.00 106 121 PEAK	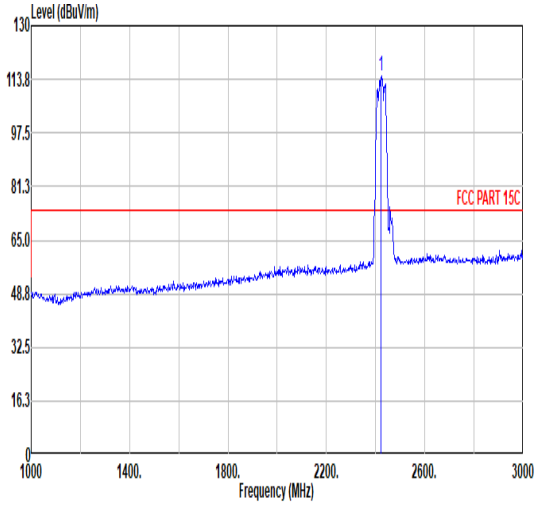 Freq Level Limit Line Margin Read Level Ant Factor Cable Loss Preamp Factor Aux Factor APos TPos Remark MHz dBuV/m dBuV/m dB dBuV dB/m dB dB dB cm deg 1 2422.00 115.01 ------ ------ 106.49 32.35 7.16 36.99 6.00 106 121 PEAK
Avg	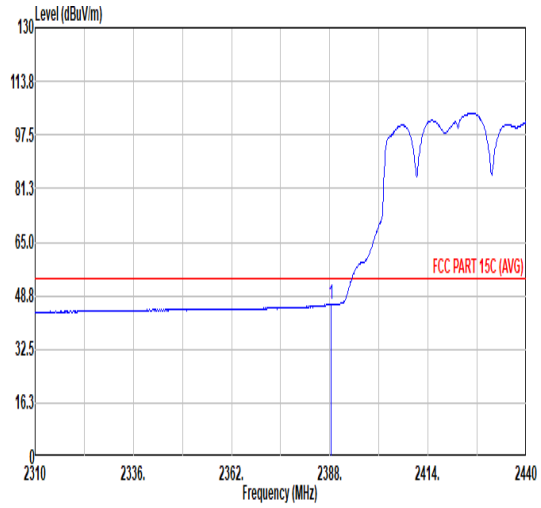 Freq Level Limit Line Margin Read Level Ant Factor Cable Loss Preamp Factor Aux Factor APos TPos Remark MHz dBuV/m dBuV/m dB dBuV dB/m dB dB dB cm deg 1 2388.39 46.26 54.00 -7.74 38.03 32.18 7.10 37.05 6.00 106 121 AVERAGE	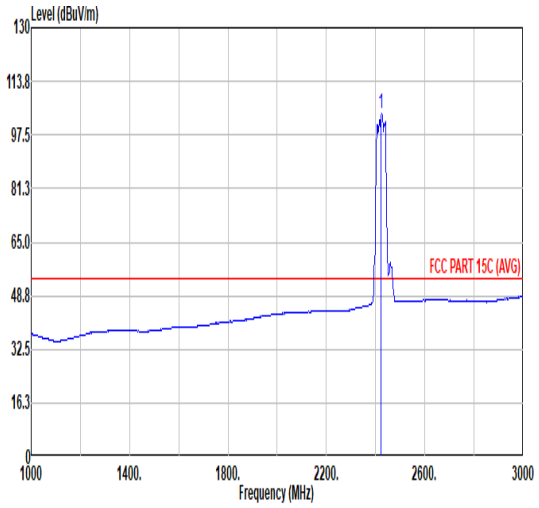 Freq Level Limit Line Margin Read Level Ant Factor Cable Loss Preamp Factor Aux Factor APos TPos Remark MHz dBuV/m dBuV/m dB dBuV dB/m dB dB dB cm deg 1 2422.00 104.16 ------ ------ 95.63 32.35 7.16 36.98 6.00 106 121 AVERAGE

Mode	10	
	Band Edge - R	
	2400-2483.5_802.11BE EHT40_CH03_2422MHz	
ANT	CDD 1S4T	
Pol.	Vertical	Fundamental
Peak	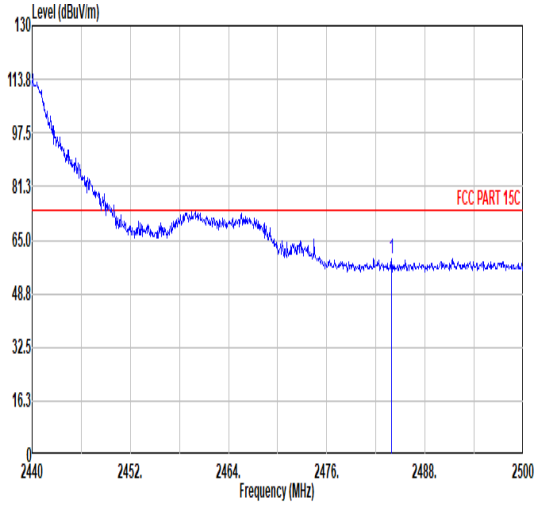 Freq Level Limit Line Margin Read Level Ant Factor Cable Loss Preamp Factor Aux Factor APos TPos Remark MHz dBuV/m dBuV/m dB dBuV dB/m dB dB dB cm deg 1 2483.92 59.34 74.00 -14.66 50.46 32.47 7.26 36.85 6.00 106 121 PEAK	Blank
Avg	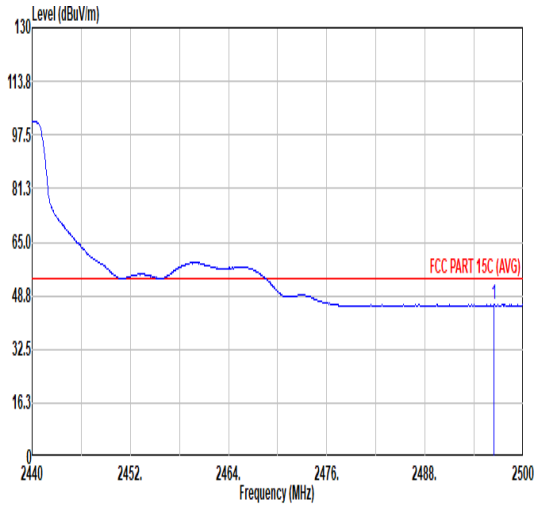 Freq Level Limit Line Margin Read Level Ant Factor Cable Loss Preamp Factor Aux Factor APos TPos Remark MHz dBuV/m dBuV/m dB dBuV dB/m dB dB dB cm deg 1 2496.46 45.98 54.00 -8.02 37.03 32.49 7.28 36.82 6.00 106 121 AVERAGE	Blank

Mode	10	
	Harmonic	
	2400-2483.5_802.11BE EHT40_CH03_2422MHz	
ANT	CDD 1S4T	
Pol.	Horizontal	Vertical
Peak Avg	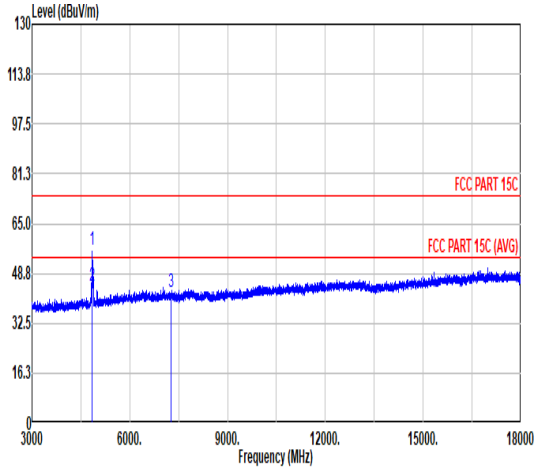 Freq Level Limit Line Margin Read Level Ant Factor Cable Loss Preamp Factor Aux Factor APos TPos Remark MHz dBuV/m dBuV/m dB dBuV dB/m dB dB dB cm deg 1 4844.00 56.43 74.00 -17.57 77.57 34.12 10.25 65.51 0.00 253 50 PEAK 2 4844.00 44.85 54.00 -9.15 65.99 34.12 10.25 65.51 0.00 253 50 AVERAGE 3 7266.00 42.60 74.00 -31.40 60.36 35.70 12.72 66.18 0.00 --- --- PEAK	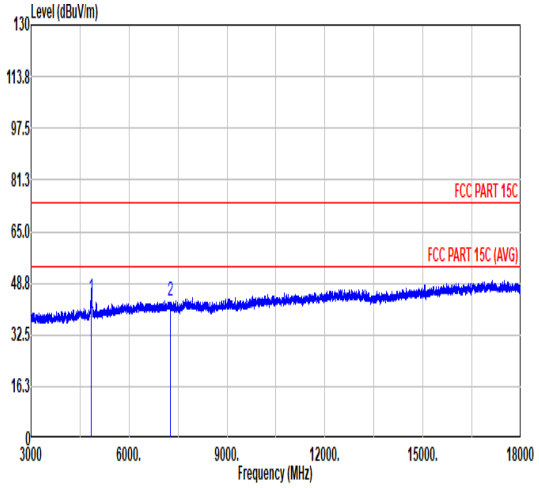 Freq Level Limit Line Margin Read Level Ant Factor Cable Loss Preamp Factor Aux Factor APos TPos Remark MHz dBuV/m dBuV/m dB dBuV dB/m dB dB dB cm deg 1 4844.00 44.38 74.00 -29.62 65.52 34.12 10.25 65.51 0.00 --- --- PEAK 2 7266.00 43.37 74.00 -30.63 61.13 35.70 12.72 66.18 0.00 --- --- PEAK

Mode	11	
	Band Edge - L	
	2400-2483.5_802.11BE EHT40_CH06_2437MHz	
ANT	CDD 1S4T	
Pol.	Horizontal	Fundamental
Peak	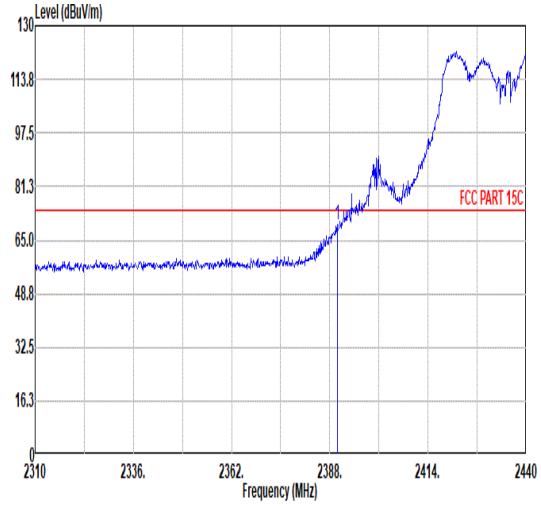 Freq Level Limit Line Margin Read Level Ant Factor Cable Loss Preamp Factor Aux Factor APos TPos Remark MHz dBuV/m dBuV/m dB dBuV dB/m dB dB dB cm deg 1 2389.95 69.83 74.00 -4.17 61.57 32.20 7.11 37.05 6.00 100 148 PEAK	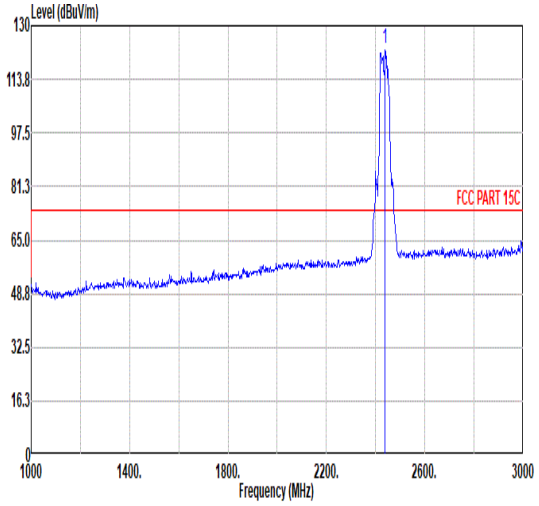 Freq Level Limit Line Margin Read Level Ant Factor Cable Loss Preamp Factor Aux Factor APos TPos Remark MHz dBuV/m dBuV/m dB dBuV dB/m dB dB dB cm deg 1 2437.00 123.05 ------ ------ 114.46 32.37 7.18 36.96 6.00 100 148 PEAK
Avg	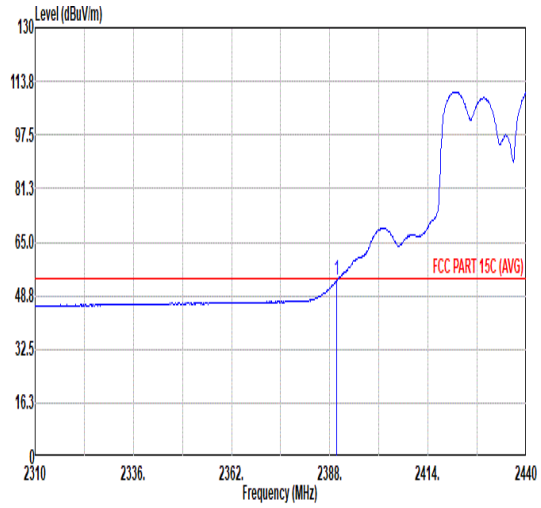 Freq Level Limit Line Margin Read Level Ant Factor Cable Loss Preamp Factor Aux Factor APos TPos Remark MHz dBuV/m dBuV/m dB dBuV dB/m dB dB dB cm deg 1 2389.82 53.38 54.00 -0.62 45.12 32.20 7.11 37.05 6.00 100 148 AVERAGE	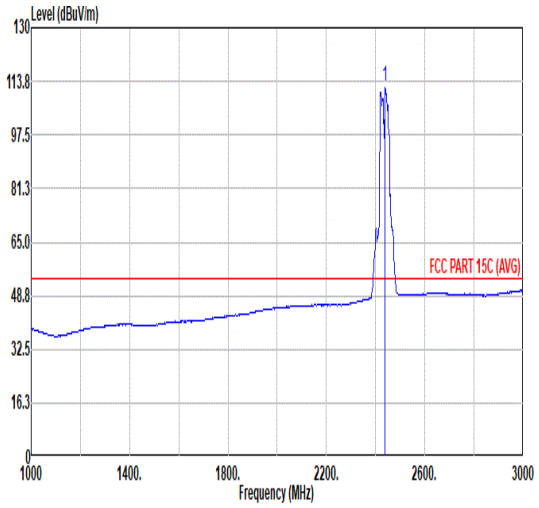 Freq Level Limit Line Margin Read Level Ant Factor Cable Loss Preamp Factor Aux Factor APos TPos Remark MHz dBuV/m dBuV/m dB dBuV dB/m dB dB dB cm deg 1 2437.00 112.28 ------ ------ 103.69 32.37 7.18 36.96 6.00 100 148 AVERAGE

Mode	11	
	Band Edge - R	
	2400-2483.5_802.11BE EHT40_CH06_2437MHz	
ANT	CDD 1S4T	
Pol.	Horizontal	Fundamental
Peak	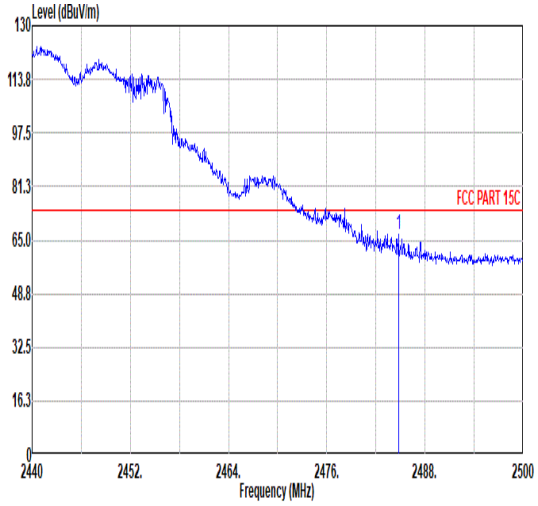 Freq Level Limit Line Margin Read Level Ant Factor Cable Loss Preamp Factor Aux Factor APos TPos Remark MHz dBuV/m dBuV/m dB dBuV dB/m dB dB dB cm deg 1 2484.76 66.91 74.00 -7.09 58.03 32.47 7.26 36.85 6.00 100 148 PEAK	Blank
Avg	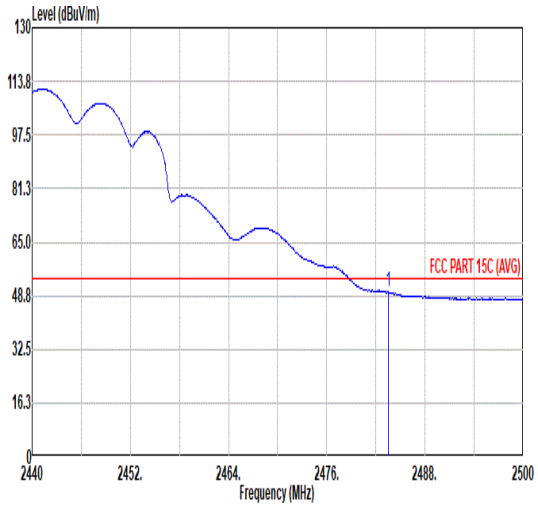 Freq Level Limit Line Margin Read Level Ant Factor Cable Loss Preamp Factor Aux Factor APos TPos Remark MHz dBuV/m dBuV/m dB dBuV dB/m dB dB dB cm deg 1 2483.56 49.87 54.00 -4.13 40.99 32.47 7.26 36.85 6.00 100 148 AVERAGE	Blank

Mode	11	
	Band Edge - L	
	2400-2483.5_802.11BE EHT40_CH06_2437MHz	
ANT	CDD 1S4T	
Pol.	Vertical	Fundamental
Peak	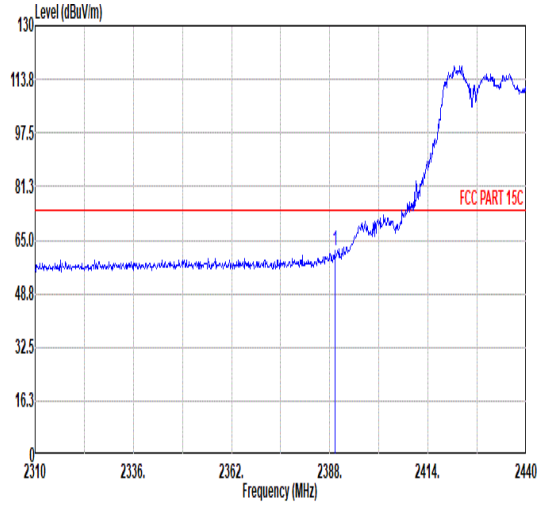 Freq Level Limit Line Margin Read Level Ant Factor Cable Loss Preamp Factor Aux Factor APos TPos Remark MHz dBuV/m dBuV/m dB dBuV dB/m dB dB dB cm deg 1 2389.30 61.96 74.00 -12.04 53.72 32.19 7.10 37.05 6.00 100 120 PEAK	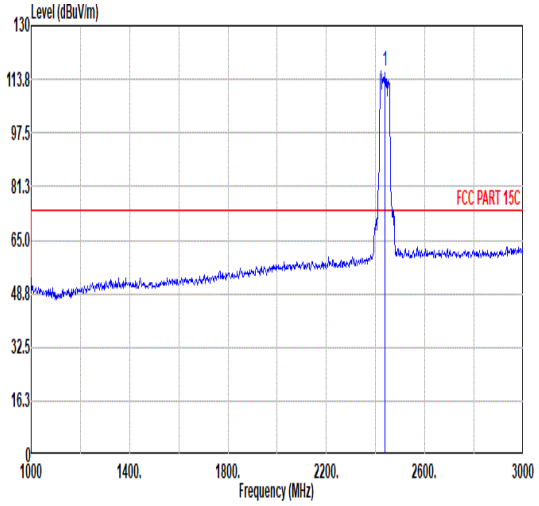 Freq Level Limit Line Margin Read Level Ant Factor Cable Loss Preamp Factor Aux Factor APos TPos Remark MHz dBuV/m dBuV/m dB dBuV dB/m dB dB dB cm deg 1 2437.00 116.22 ------ ------ 107.71 32.34 7.16 36.99 6.00 100 120 PEAK
Avg	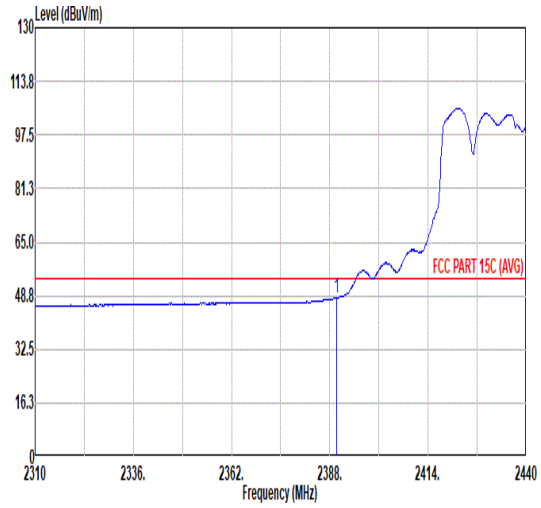 Freq Level Limit Line Margin Read Level Ant Factor Cable Loss Preamp Factor Aux Factor APos TPos Remark MHz dBuV/m dBuV/m dB dBuV dB/m dB dB dB cm deg 1 2389.82 48.11 54.00 -5.89 39.85 32.20 7.11 37.05 6.00 100 120 AVERAGE	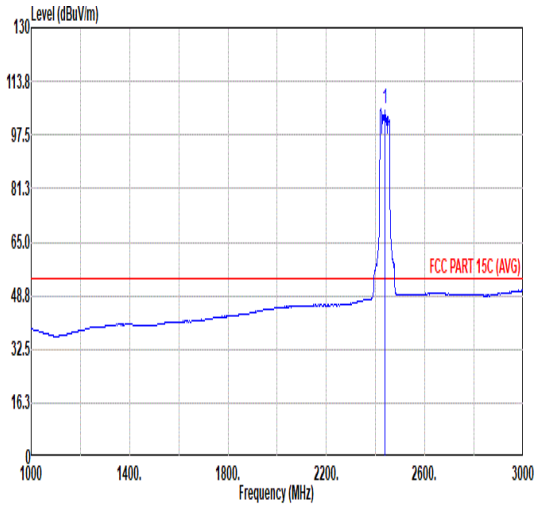 Freq Level Limit Line Margin Read Level Ant Factor Cable Loss Preamp Factor Aux Factor APos TPos Remark MHz dBuV/m dBuV/m dB dBuV dB/m dB dB dB cm deg 1 2437.00 105.48 ------ ------ 96.97 32.34 7.16 36.99 6.00 100 120 AVERAGE

Mode	11	
	Band Edge - R	
	2400-2483.5_802.11BE EHT40_CH06_2437MHz	
ANT	CDD 1S4T	
Pol.	Vertical	Fundamental
Peak	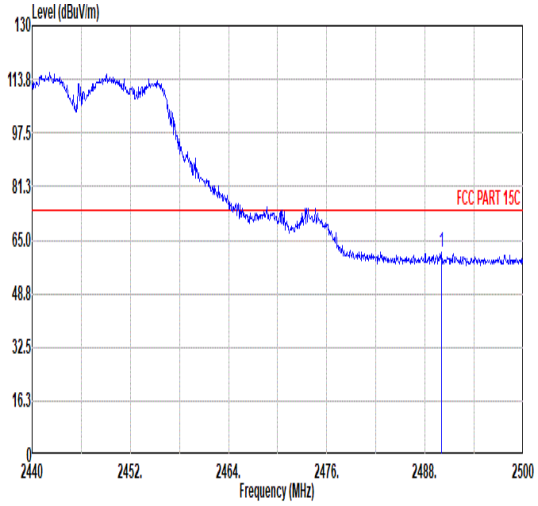 Freq Level Limit Line Margin Read Level Ant Factor Cable Loss Preamp Factor Aux Factor APos TPos Remark MHz dBuV/m dBuV/m dB dBuV dB/m dB dB dB cm deg 1 2489.98 61.08 74.00 -12.92 52.16 32.48 7.27 36.83 6.00 100 120 PEAK	Blank
Avg	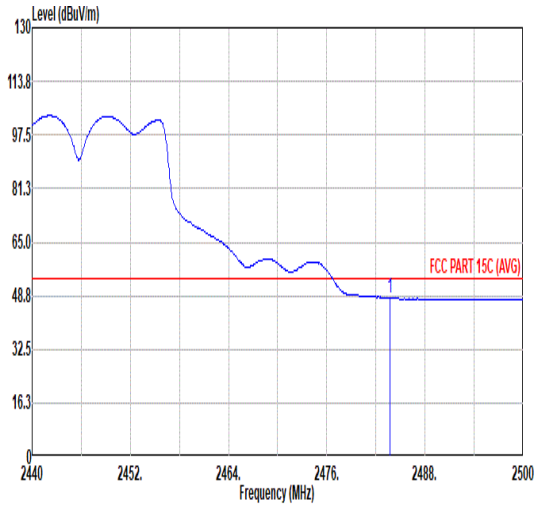 Freq Level Limit Line Margin Read Level Ant Factor Cable Loss Preamp Factor Aux Factor APos TPos Remark MHz dBuV/m dBuV/m dB dBuV dB/m dB dB dB cm deg 1 2483.68 48.17 54.00 -5.83 39.29 32.47 7.26 36.85 6.00 100 120 AVERAGE	Blank

Mode	11	
	Harmonic	
	2400-2483.5_802.11BE EHT40_CH06_2437MHz	
ANT	CDD 1S4T	
Pol.	Horizontal	Vertical
Peak Avg	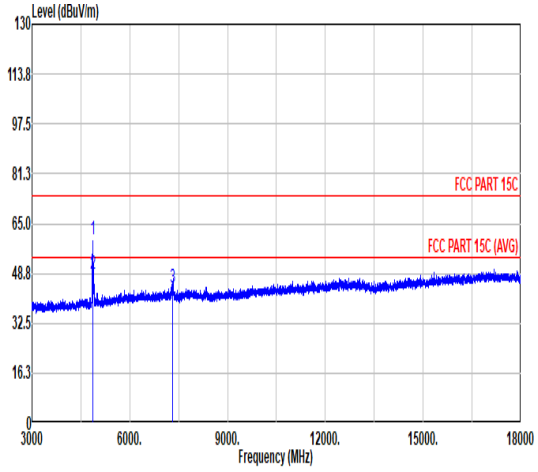 Freq Level Limit Line Margin Read Level Ant Factor Cable Loss Preamp Factor Aux Factor APos TPos Remark MHz dBuV/m dBuV/m dB dBuV dB/m dB dB dB cm deg 1 4874.00 60.06 74.00 -13.94 81.16 34.14 10.29 65.53 0.00 278 55 PEAK 2 4874.00 48.75 54.00 -5.25 69.85 34.14 10.29 65.53 0.00 278 55 AVERAGE 3 7311.00 43.99 74.00 -30.01 61.84 35.72 12.72 66.29 0.00 --- --- PEAK	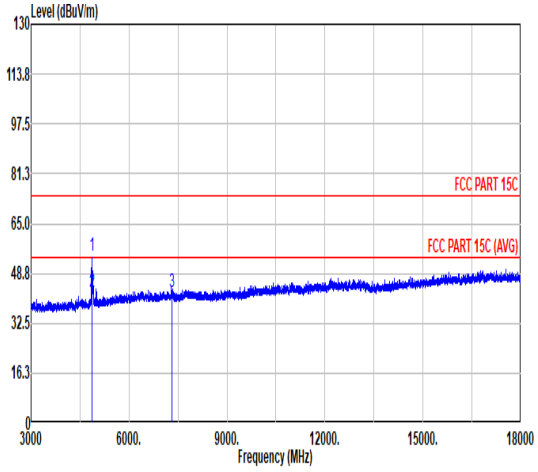 Freq Level Limit Line Margin Read Level Ant Factor Cable Loss Preamp Factor Aux Factor APos TPos Remark MHz dBuV/m dBuV/m dB dBuV dB/m dB dB dB cm deg 1 4874.00 54.35 74.00 -19.65 75.45 34.14 10.29 65.53 0.00 131 316 PEAK 2 4874.00 42.64 54.00 -11.36 63.74 34.14 10.29 65.53 0.00 131 316 AVERAGE 3 7311.00 42.64 74.00 -31.36 60.49 35.72 12.72 66.29 0.00 --- --- PEAK

Mode	12	
	Band Edge - L	
	2400-2483.5_802.11BE EHT40_CH09_2452MHz	
ANT	CDD 1S4T	
Pol.	Horizontal	Fundamental
Peak	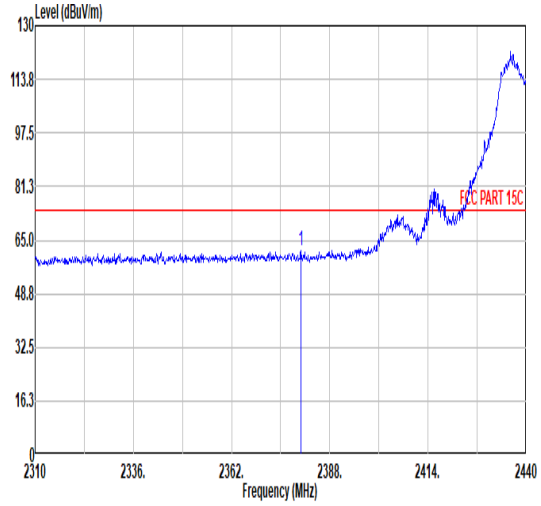 Freq Level Limit Line Margin Read Level Ant Factor Cable Loss Preamp Factor Aux Factor APos TPos Remark MHz dBuV/m dBuV/m dB dBuV dB/m dB dB dB cm deg 1 2380.46 62.04 74.00 -11.96 53.90 32.10 7.09 37.05 6.00 100 120 PEAK	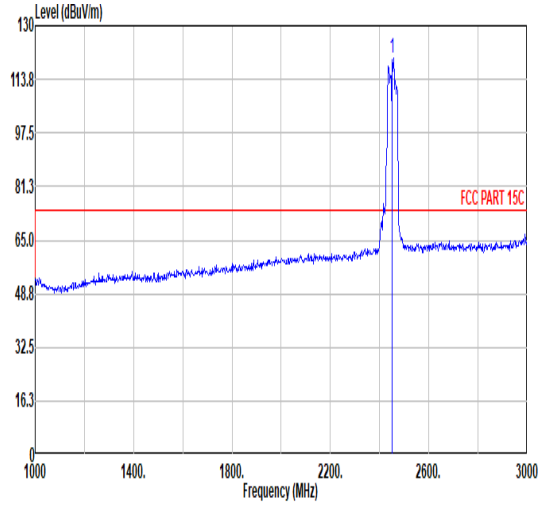 Freq Level Limit Line Margin Read Level Ant Factor Cable Loss Preamp Factor Aux Factor APos TPos Remark MHz dBuV/m dBuV/m dB dBuV dB/m dB dB dB cm deg 1 2452.00 119.95 ------ ------ 111.23 32.42 7.21 36.91 6.00 100 120 PEAK
Avg	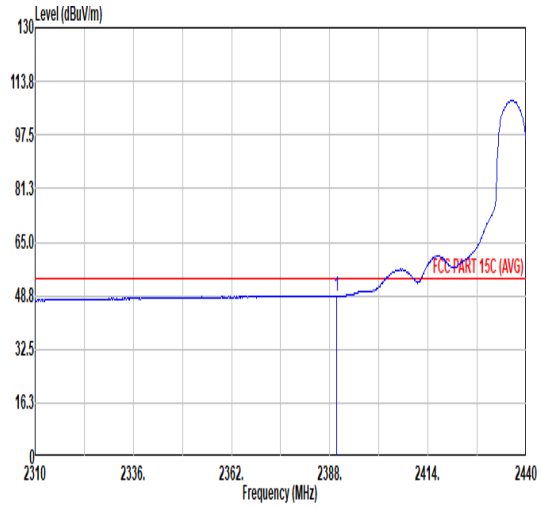 Freq Level Limit Line Margin Read Level Ant Factor Cable Loss Preamp Factor Aux Factor APos TPos Remark MHz dBuV/m dBuV/m dB dBuV dB/m dB dB dB cm deg 1 2389.82 48.76 54.00 -5.24 40.50 32.20 7.11 37.05 6.00 100 120 AVERAGE	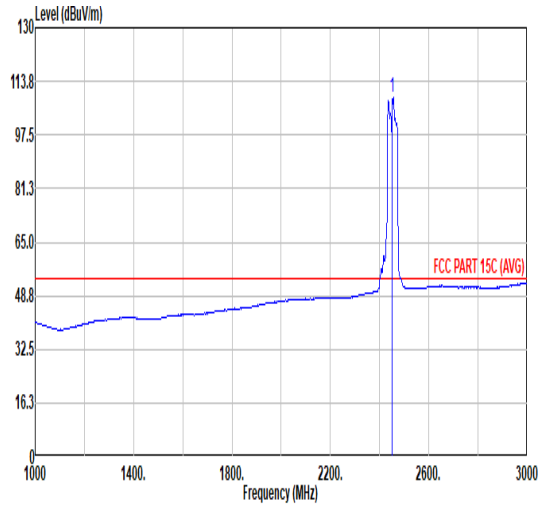 Freq Level Limit Line Margin Read Level Ant Factor Cable Loss Preamp Factor Aux Factor APos TPos Remark MHz dBuV/m dBuV/m dB dBuV dB/m dB dB dB cm deg 1 2452.00 109.05 ------ ------ 100.34 32.41 7.21 36.91 6.00 100 120 AVERAGE

Mode	12	
	Band Edge - R	
	2400-2483.5_802.11BE EHT40_CH09_2452MHz	
ANT	CDD 1S4T	
Pol.	Horizontal	Fundamental
Peak	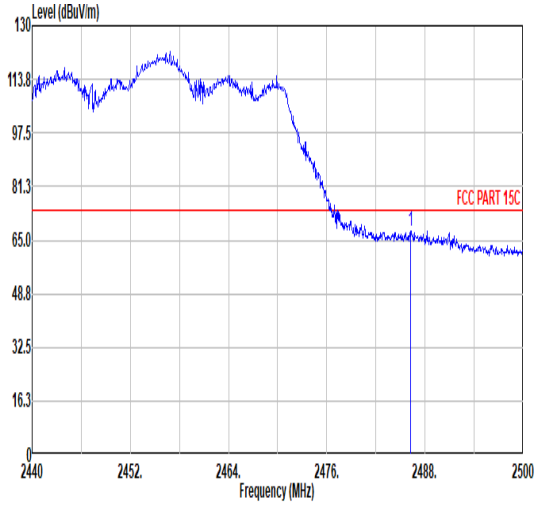 Freq Level Limit Line Margin Read Level Ant Factor Cable Loss Preamp Factor Aux Factor APos TPos Remark MHz dBuV/m dBuV/m dB dBuV dB/m dB dB dB cm deg 1 2486.26 67.87 74.00 -6.13 58.98 32.47 7.26 36.84 6.00 100 120 PEAK	Blank
Avg	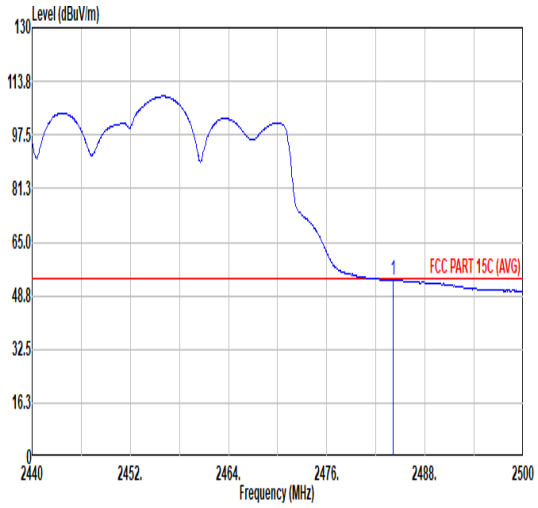 Freq Level Limit Line Margin Read Level Ant Factor Cable Loss Preamp Factor Aux Factor APos TPos Remark MHz dBuV/m dBuV/m dB dBuV dB/m dB dB dB cm deg 1 2484.10 53.62 54.00 -0.38 44.74 32.47 7.26 36.85 6.00 100 120 AVERAGE	Blank

Mode	12	
	Band Edge - L	
	2400-2483.5_802.11BE EHT40_CH09_2452MHz	
ANT	CDD 1S4T	
Pol.	Vertical	Fundamental
Peak	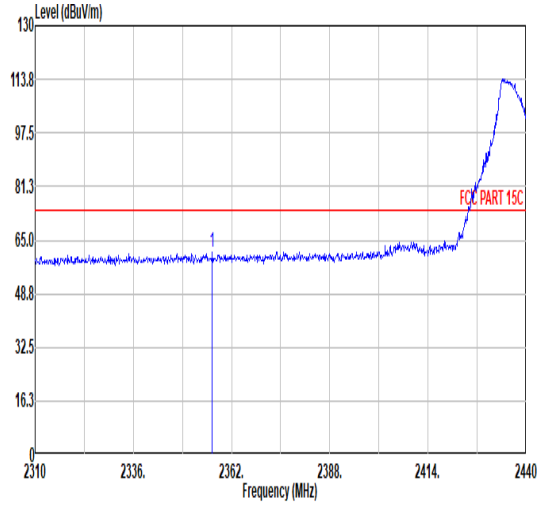 Freq Level Limit Line Margin Read Level Ant Factor Cable Loss Preamp Factor Aux Factor APos TPos Remark MHz dBuV/m dBuV/m dB dBuV dB/m dB dB dB cm deg 1 2356.93 61.50 74.00 -12.50 53.64 31.87 7.05 37.06 6.00 100 315 PEAK	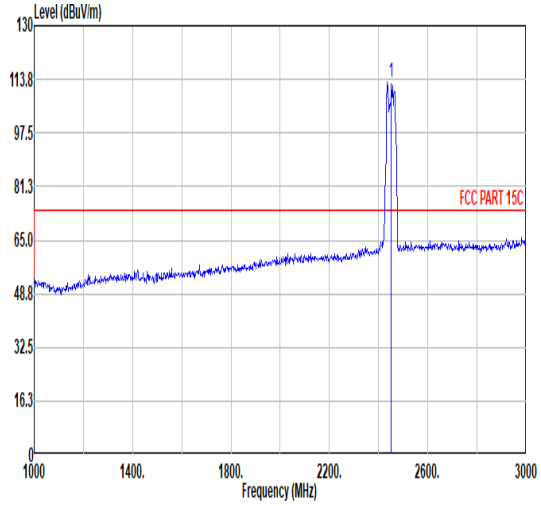 Freq Level Limit Line Margin Read Level Ant Factor Cable Loss Preamp Factor Aux Factor APos TPos Remark MHz dBuV/m dBuV/m dB dBuV dB/m dB dB dB cm deg 1 2452.00 112.80 ------ ------ 104.21 32.37 7.18 36.96 6.00 100 315 PEAK
Avg	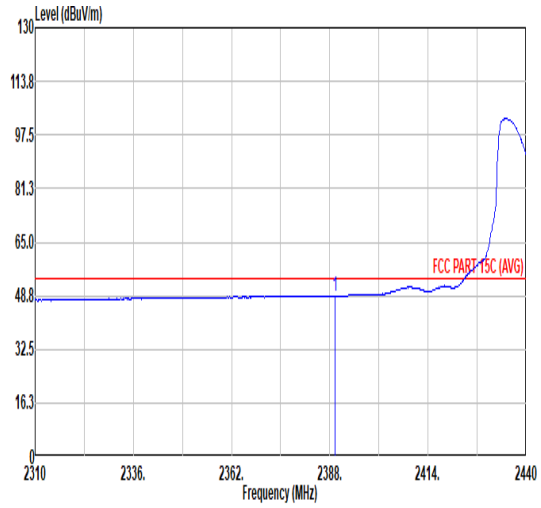 Freq Level Limit Line Margin Read Level Ant Factor Cable Loss Preamp Factor Aux Factor APos TPos Remark MHz dBuV/m dBuV/m dB dBuV dB/m dB dB dB cm deg 1 2389.43 48.76 54.00 -5.24 40.52 32.19 7.10 37.05 6.00 100 315 AVERAGE	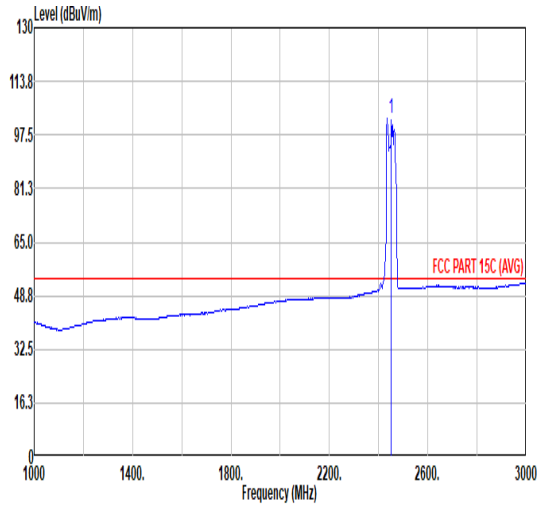 Freq Level Limit Line Margin Read Level Ant Factor Cable Loss Preamp Factor Aux Factor APos TPos Remark MHz dBuV/m dBuV/m dB dBuV dB/m dB dB dB cm deg 1 2452.00 102.34 ------ ------ 93.75 32.37 7.18 36.96 6.00 100 315 AVERAGE

Mode	12	
	Band Edge - R	
	2400-2483.5_802.11BE EHT40_CH09_2452MHz	
ANT	CDD 1S4T	
Pol.	Vertical	Fundamental
Peak	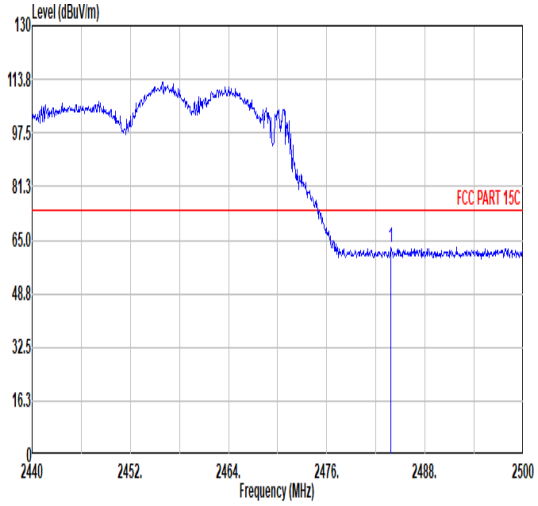 Freq Level Limit Line Margin Read Level Ant Factor Cable Loss Preamp Factor Aux Factor APos TPos Remark MHz dBuV/m dBuV/m dB dBuV dB/m dB dB dB cm deg 1 2483.80 62.92 74.00 -11.08 54.04 32.47 7.26 36.85 6.00 100 315 PEAK	Blank
Avg	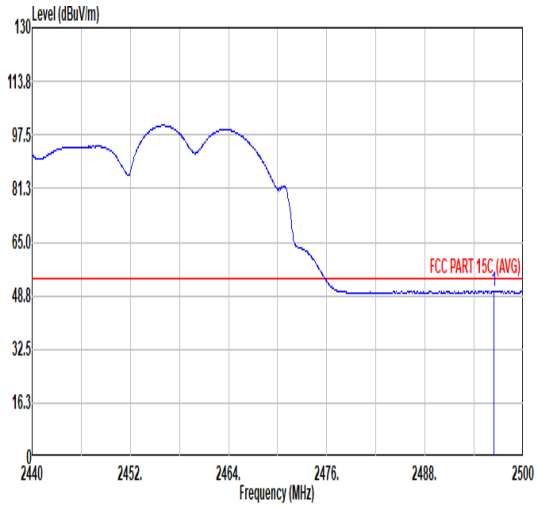 Freq Level Limit Line Margin Read Level Ant Factor Cable Loss Preamp Factor Aux Factor APos TPos Remark MHz dBuV/m dBuV/m dB dBuV dB/m dB dB dB cm deg 1 2496.46 49.97 54.00 -4.03 41.02 32.49 7.28 36.82 6.00 100 315 AVERAGE	Blank

Mode	12	
	Harmonic	
	2400-2483.5_802.11BE EHT40_CH09_2452MHz	
ANT	CDD 1S4T	
Pol.	Horizontal	Vertical
Peak Avg	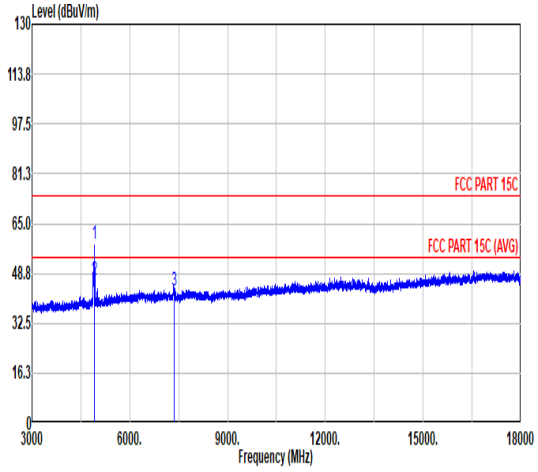 Freq Level Limit Line Margin Read Level Ant Factor Cable Loss Preamp Factor Aux Factor APos TPos Remark MHz dBuV/m dBuV/m dB dBuV dB/m dB dB dB cm deg 1 4904.00 58.31 74.00 -15.69 79.36 34.17 10.33 65.55 0.00 277 55 PEAK 2 4904.00 46.53 54.00 -7.47 67.58 34.17 10.33 65.55 0.00 277 55 AVERAGE 3 7356.00 43.39 74.00 -30.61 61.27 35.80 12.73 66.41 0.00 --- --- PEAK	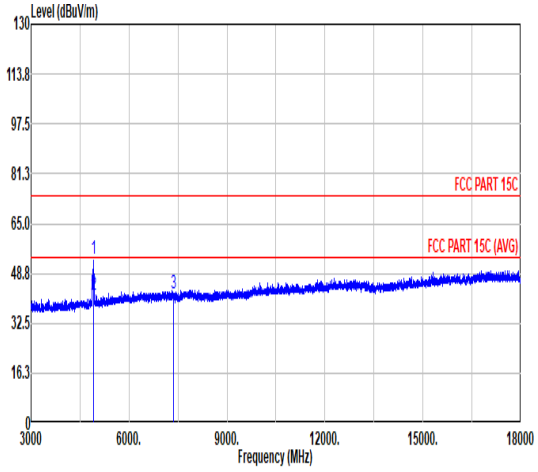 Freq Level Limit Line Margin Read Level Ant Factor Cable Loss Preamp Factor Aux Factor APos TPos Remark MHz dBuV/m dBuV/m dB dBuV dB/m dB dB dB cm deg 1 4904.00 53.33 74.00 -20.67 74.38 34.17 10.33 65.55 0.00 363 67 PEAK 2 4904.00 41.67 54.00 -12.33 62.72 34.17 10.33 65.55 0.00 363 67 AVERAGE 3 7356.00 42.26 74.00 -31.74 60.14 35.80 12.73 66.41 0.00 --- --- PEAK

Mode	13	
	Band Edge	
	2400-2483.5_802.11BE EHT20_CH1_RU52*4_2412MHz	
ANT	CDD 1S4T	
Pol.	Horizontal	Fundamental
Peak	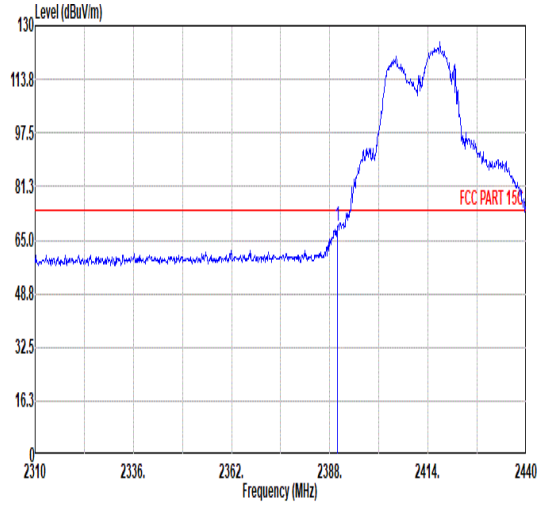 Freq Level Limit Line Margin Read Level Ant Factor Cable Loss Preamp Factor Aux Factor APos TPos Remark MHz dBuV/m dBuV/m dB dBuV dB/m dB dB dB cm deg 1 2389.95 69.05 74.00 -4.95 60.79 32.20 7.11 37.05 6.00 100 165 PEAK	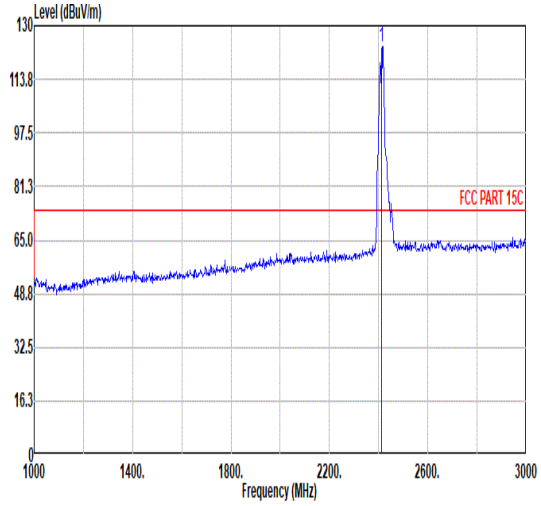 Freq Level Limit Line Margin Read Level Ant Factor Cable Loss Preamp Factor Aux Factor APos TPos Remark MHz dBuV/m dBuV/m dB dBuV dB/m dB dB dB cm deg 1 2412.00 123.84 ------ ------ 115.35 32.34 7.15 37.00 6.00 100 165 PEAK
Avg	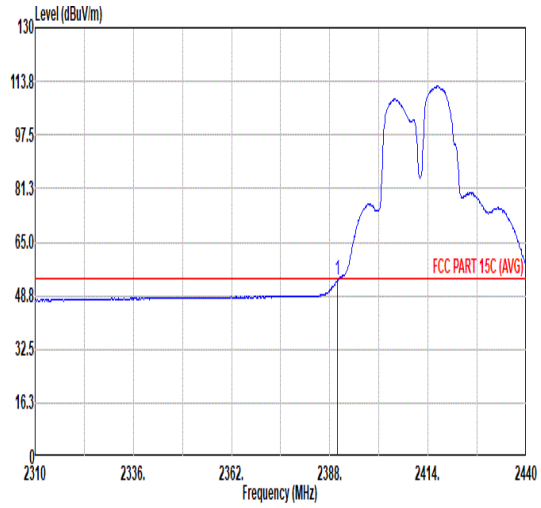 Freq Level Limit Line Margin Read Level Ant Factor Cable Loss Preamp Factor Aux Factor APos TPos Remark MHz dBuV/m dBuV/m dB dBuV dB/m dB dB dB cm deg 1 2389.95 53.26 54.00 -0.74 45.00 32.20 7.11 37.05 6.00 100 165 AVERAGE	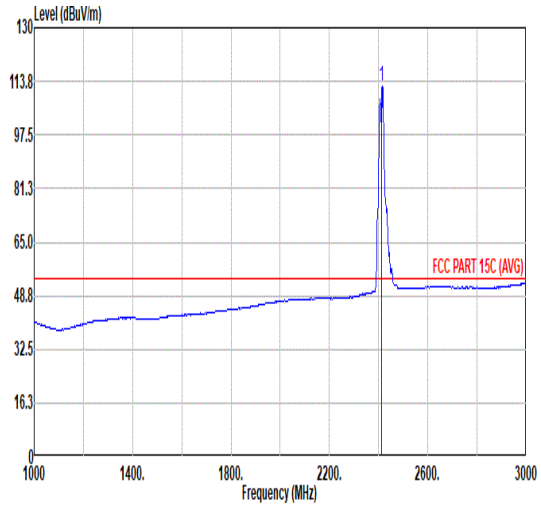 Freq Level Limit Line Margin Read Level Ant Factor Cable Loss Preamp Factor Aux Factor APos TPos Remark MHz dBuV/m dBuV/m dB dBuV dB/m dB dB dB cm deg 1 2412.00 112.29 ------ ------ 103.81 32.33 7.15 37.00 6.00 100 165 AVERAGE

Mode	13	
	Band Edge	
	2400-2483.5_802.11BE EHT20_CH1_RU52*4_2412MHz	
ANT	CDD 1S4T	
Pol.	Vertical	Fundamental
Peak	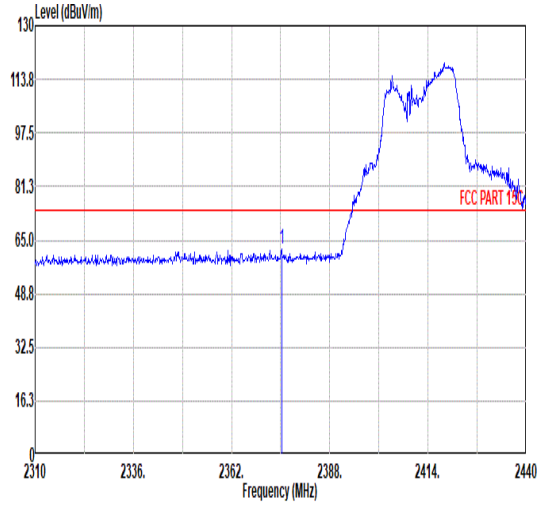 Freq Level Limit Line Margin Read Level Ant Factor Cable Loss Preamp Factor Aux Factor APos TPos Remark MHz dBuV/m dBuV/m dB dBuV dB/m dB dB dB cm deg 1 2375.26 62.34 74.00 -11.66 54.26 32.05 7.08 37.05 6.00 100 124 PEAK	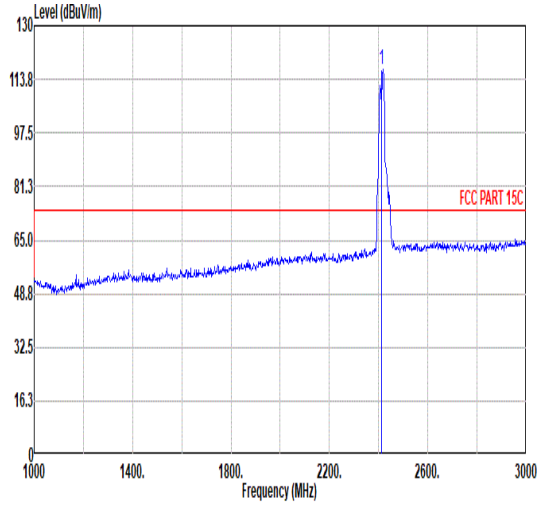 Freq Level Limit Line Margin Read Level Ant Factor Cable Loss Preamp Factor Aux Factor APos TPos Remark MHz dBuV/m dBuV/m dB dBuV dB/m dB dB dB cm deg 1 2412.00 116.99 ------ ------ 108.49 32.34 7.15 36.99 6.00 100 124 PEAK
Avg	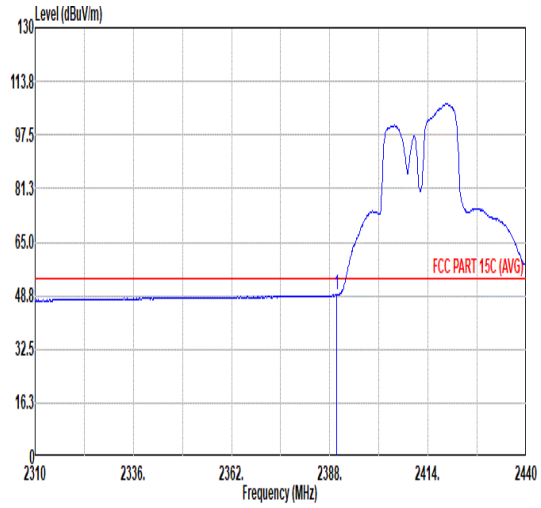 Freq Level Limit Line Margin Read Level Ant Factor Cable Loss Preamp Factor Aux Factor APos TPos Remark MHz dBuV/m dBuV/m dB dBuV dB/m dB dB dB cm deg 1 2389.82 49.01 54.00 -4.99 40.75 32.20 7.11 37.05 6.00 100 124 AVERAGE	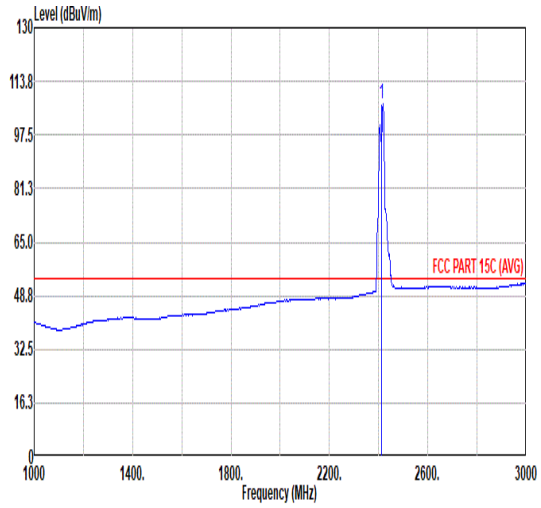 Freq Level Limit Line Margin Read Level Ant Factor Cable Loss Preamp Factor Aux Factor APos TPos Remark MHz dBuV/m dBuV/m dB dBuV dB/m dB dB dB cm deg 1 2412.00 106.76 ------ ------ 98.27 32.34 7.15 37.00 6.00 100 124 AVERAGE

Mode	14	
	Band Edge	
	2400-2483.5_802.11BE EHT20_CH11_RU52*4_2462MHz	
ANT	CDD 1S4T	
Pol.	Horizontal	Fundamental
Peak	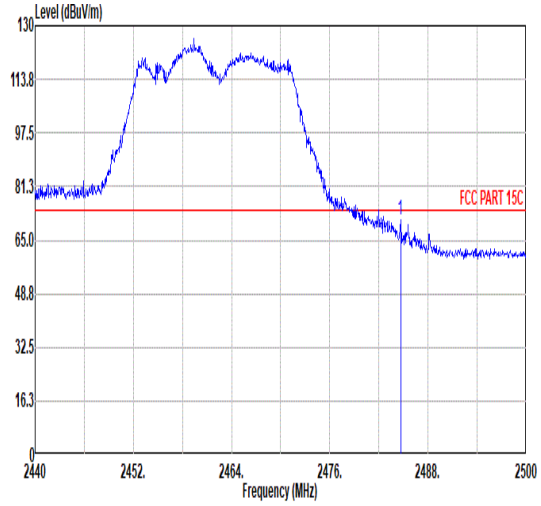 Freq Level Limit Line Margin Read Level Ant Factor Cable Loss Preamp Factor Aux Factor APos TPos Remark MHz dBuV/m dBuV/m dB dBuV dB/m dB dB dB cm deg 1 2484.64 71.09 74.00 -2.91 62.21 32.47 7.26 36.85 6.00 292 360 PEAK	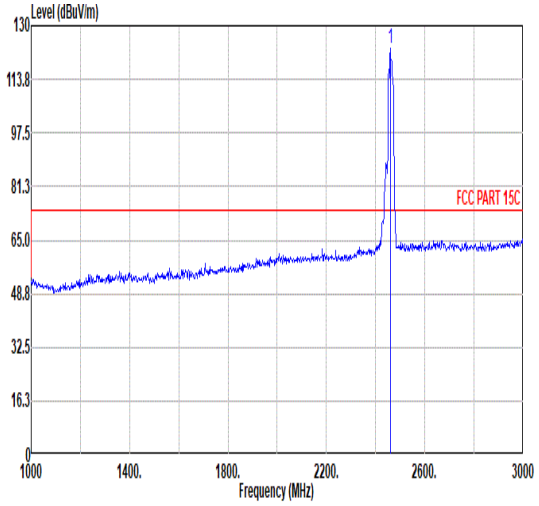 Freq Level Limit Line Margin Read Level Ant Factor Cable Loss Preamp Factor Aux Factor APos TPos Remark MHz dBuV/m dBuV/m dB dBuV dB/m dB dB dB cm deg 1 2462.00 123.37 ------ ------ 114.63 32.42 7.22 36.90 6.00 292 360 PEAK
Avg	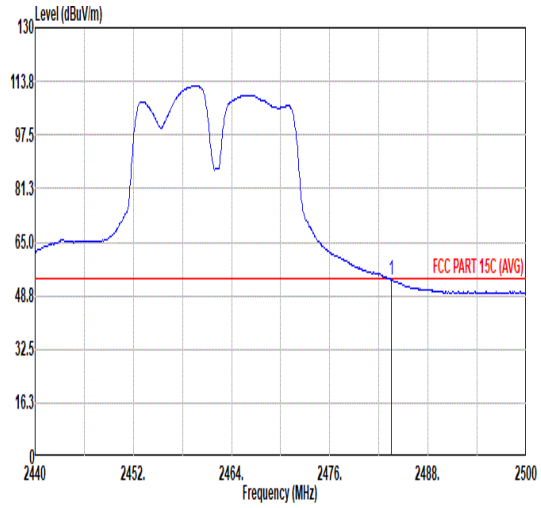 Freq Level Limit Line Margin Read Level Ant Factor Cable Loss Preamp Factor Aux Factor APos TPos Remark MHz dBuV/m dBuV/m dB dBuV dB/m dB dB dB cm deg 1 2483.50 53.52 54.00 -0.48 44.64 32.47 7.26 36.85 6.00 292 360 AVERAGE	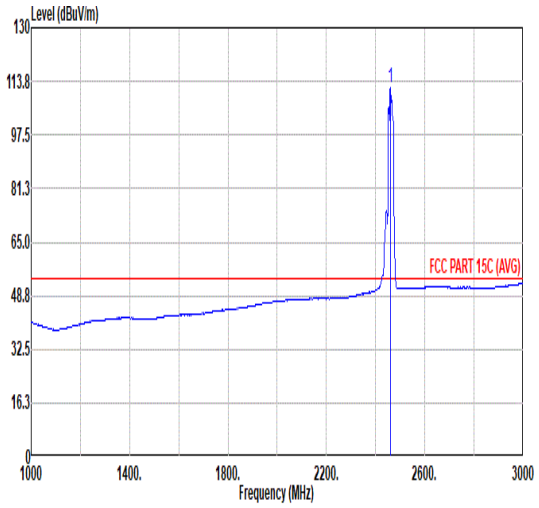 Freq Level Limit Line Margin Read Level Ant Factor Cable Loss Preamp Factor Aux Factor APos TPos Remark MHz dBuV/m dBuV/m dB dBuV dB/m dB dB dB cm deg 1 2462.00 112.01 ------ ------ 103.27 32.42 7.22 36.90 6.00 292 360 AVERAGE

Mode	14	
	Band Edge	
	2400-2483.5_802.11BE EHT20_CH11_RU52*4_2462MHz	
ANT	CDD 1S4T	
Pol.	Vertical	Fundamental
Peak	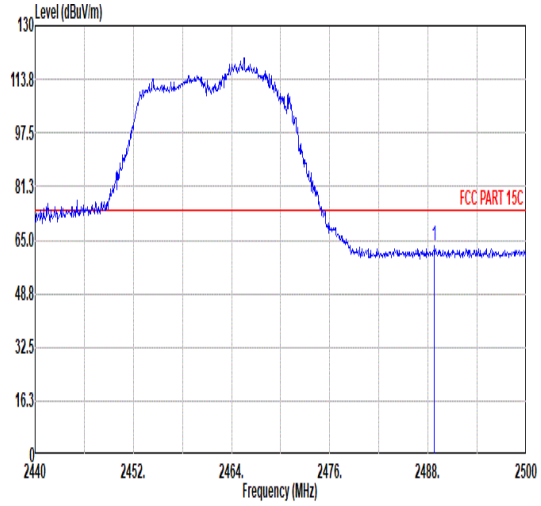 Freq Level Limit Line Margin Read Level Ant Factor Cable Loss Preamp Factor Aux Factor APos TPos Remark MHz dBuV/m dBuV/m dB dBuV dB/m dB dB dB cm deg 1 2488.78 63.38 74.00 -10.62 54.47 32.48 7.27 36.84 6.00 132 126 PEAK	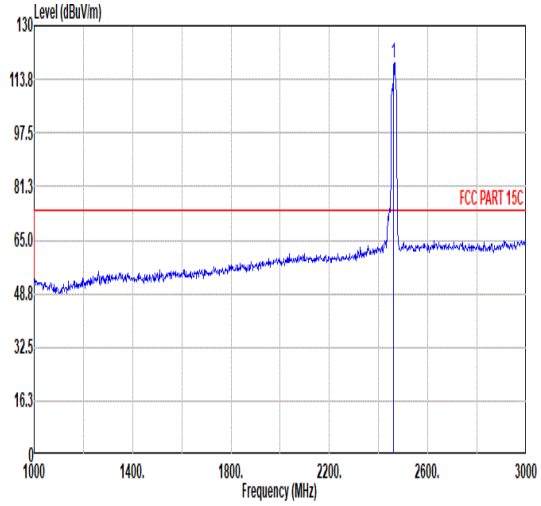 Freq Level Limit Line Margin Read Level Ant Factor Cable Loss Preamp Factor Aux Factor APos TPos Remark MHz dBuV/m dBuV/m dB dBuV dB/m dB dB dB cm deg 1 2462.00 118.58 ------ ------ 109.81 32.43 7.23 36.89 6.00 132 126 PEAK
Avg	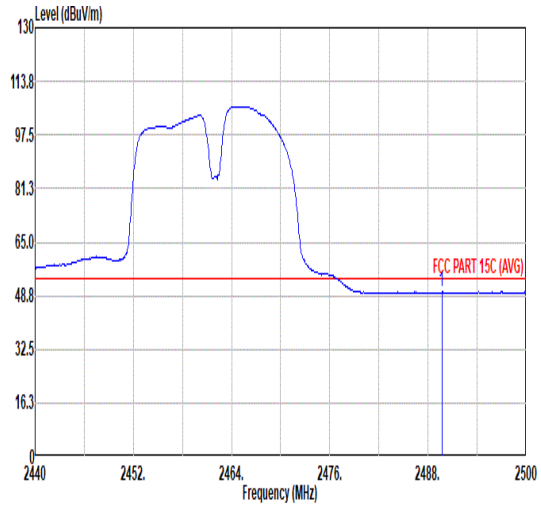 Freq Level Limit Line Margin Read Level Ant Factor Cable Loss Preamp Factor Aux Factor APos TPos Remark MHz dBuV/m dBuV/m dB dBuV dB/m dB dB dB cm deg 1 2489.68 49.85 54.00 -4.15 40.93 32.48 7.27 36.83 6.00 132 126 AVERAGE	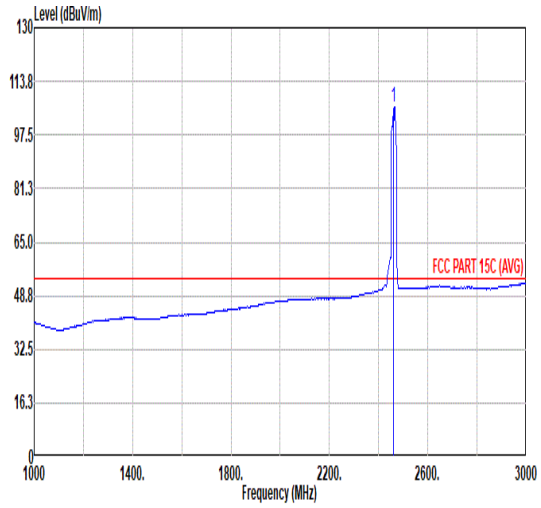 Freq Level Limit Line Margin Read Level Ant Factor Cable Loss Preamp Factor Aux Factor APos TPos Remark MHz dBuV/m dBuV/m dB dBuV dB/m dB dB dB cm deg 1 2462.00 106.11 ------ ------ 97.34 32.43 7.23 36.89 6.00 132 126 AVERAGE

Mode	12	
	18G-25G	
	2400-2483.5_802.11BE EHT40_CH09_2452MHz	
ANT	CDD 1S4T	
Pol.	Horizontal	Vertical
Peak Avg	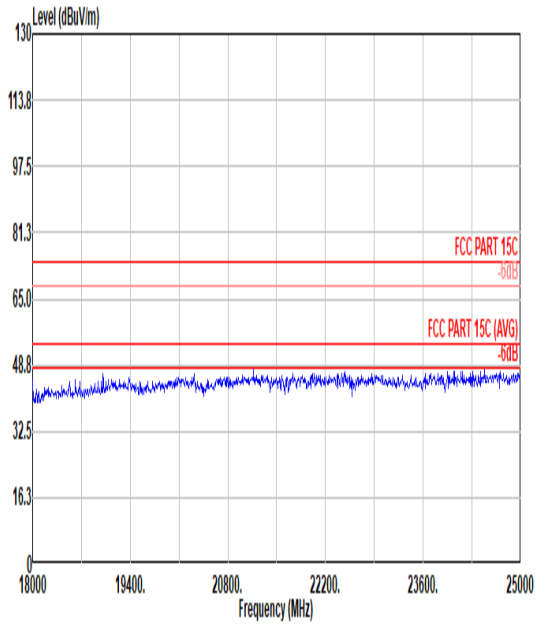	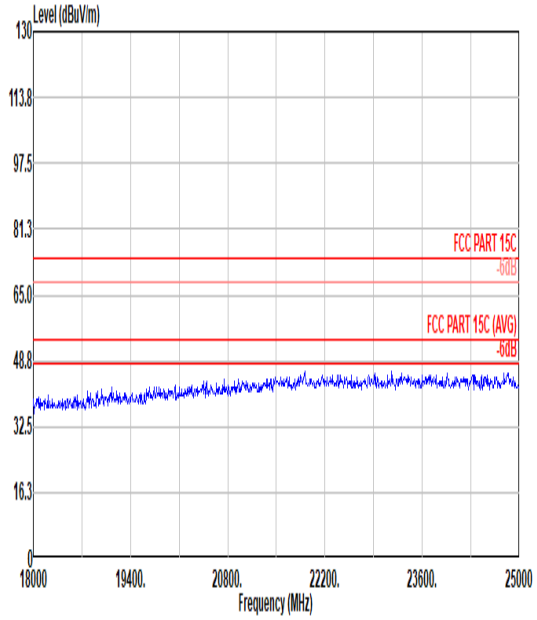

Mode	12	
	30-1G	
	2400-2483.5_802.11BE EHT40_CH09_2452MHz	
ANT	CDD 1S4T	
Pol.	Horizontal	Vertical
Peak	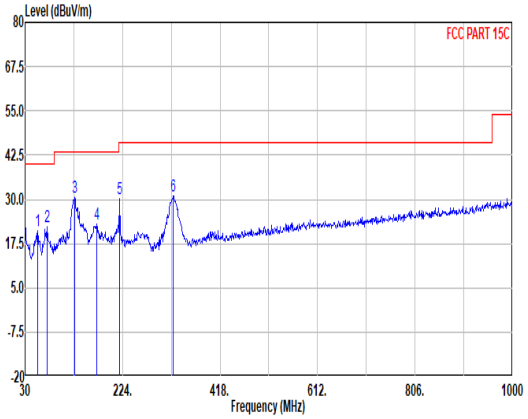	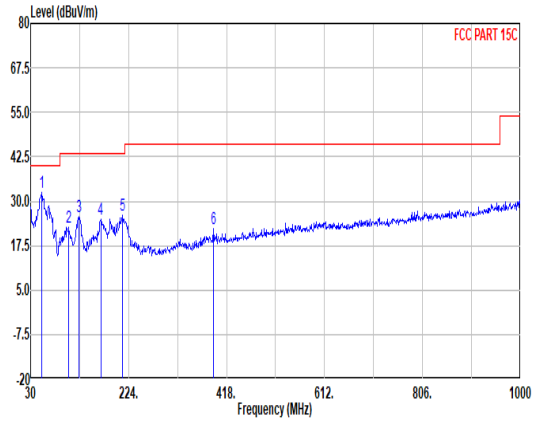

	Freq	Level	Limit Line	Over Limit	Read Level	Ant Factor	Cable Loss	Preamp Factor	Aux Factor	APos	TPos	Remark
	MHz	dBuV/m	dBuV/m	dB	dBuV	dB/m	dB	dB	dB	cm	deg	
1	55.22	21.12	40.00	-18.88	39.55	13.31	1.02	32.76	0.00	--	--	Peak
2	74.62	22.16	40.00	-17.84	38.34	14.67	1.20	32.05	0.00	--	--	Peak
3	128.94	30.38	43.50	-13.12	43.87	17.55	1.68	32.72	0.00	--	--	Peak
4	172.59	22.91	43.50	-20.59	38.11	15.63	1.91	32.74	0.00	--	--	Peak
5	218.18	30.15	46.00	-15.85	45.68	15.33	2.09	32.95	0.00	--	--	Peak
6	324.88	31.08	46.00	-14.92	41.37	19.97	2.65	32.91	0.00	--	--	Peak

	Freq	Level	Limit Line	Over Limit	Read Level	Ant Factor	Cable Loss	Preamp Factor	Aux Factor	APos	TPos	Remark
	MHz	dBuV/m	dBuV/m	dB	dBuV	dB/m	dB	dB	dB	cm	deg	
1	52.31	32.54	40.00	-7.46	50.36	14.02	1.00	32.84	0.00	--	--	Peak
2	105.66	22.65	43.50	-20.85	37.50	16.47	1.51	32.83	0.00	--	--	Peak
3	126.03	25.48	43.50	-18.02	39.00	17.55	1.67	32.74	0.00	--	--	Peak
4	168.71	24.80	43.50	-18.70	39.72	15.91	1.89	32.72	0.00	--	--	Peak
5	212.36	25.96	43.50	-17.54	41.57	15.23	2.09	32.93	0.00	--	--	Peak
6	391.81	22.12	46.00	-23.88	30.75	21.67	2.96	33.26	0.00	--	--	Peak

<TX Beamforming mode>

Radiated Spurious Emission Test Modes

Mode	Band (MHz)	Antenna	Modulation	Channel	Frequency	Data Rate	RU	Remark
Mode 15	2400-2483.5	TxBF 1S4T	802.11BE EHT20	01	2412	MCS0	Full RU	-
Mode 16	2400-2483.5	TxBF 1S4T	802.11BE EHT20	06	2437	MCS0	Full RU	-
Mode 17	2400-2483.5	TxBF 1S4T	802.11BE EHT20	11	2462	MCS0	Full RU	-
Mode 18	2400-2483.5	TxBF 1S4T	802.11BE EHT40	03	2422	MCS0	Full RU	-
Mode 19	2400-2483.5	TxBF 1S4T	802.11BE EHT40	06	2437	MCS0	Full RU	-
Mode 20	2400-2483.5	TxBF 1S4T	802.11BE EHT40	09	2452	MCS0	Full RU	-
Mode 21	2400-2483.5	TxBF 1S4T	802.11BE EHT20	2	2417	MCS0	Full RU	-
Mode 22	2400-2483.5	TxBF 1S4T	802.11BE EHT20	3	2422	MCS0	Full RU	-

Note: For 802.11n/ax/be mode, the whole testing have assessed only 802.11be by referring to the higher output power for RSE testing.

Summary of each worse mode

Mode	Modulation	Ch.	Freq. (MHz)	Level (dBuV/m)	Limit (dBuV/m)	Margin (dB)	Pol.	Peak Avg.	Result	Remark
15	802.11BE EHT20	01	2389.95	52.28	54.00	-1.72	H	AVERAGE	Pass	Band Edge
15	802.11BE EHT20	01	4824.00	40.48	54.00	-13.52	V	AVERAGE	Pass	Harmonic
16	802.11BE EHT20	06	2484.28	52.23	54.00	-1.77	V	AVERAGE	Pass	Band Edge
16	802.11BE EHT20	06	7311.00	44.44	74.00	-29.56	V	PEAK	Pass	Harmonic
17	802.11BE EHT20	11	2483.50	52.75	54.00	-1.25	H	AVERAGE	Pass	Band Edge
17	802.11BE EHT20	11	7386.00	42.89	74.00	-31.11	V	PEAK	Pass	Harmonic
18	802.11ax HE40	03	2389.56	52.38	54.00	-1.62	H	AVERAGE	Pass	Band Edge
18	802.11ax HE40	03	4844.00	42.37	54.00	-11.63	V	AVERAGE	Pass	Harmonic
19	802.11ax HE40	06	2483.56	52.63	54.00	-1.37	H	AVERAGE	Pass	Band Edge
19	802.11ax HE40	06	4874.00	47.60	54.00	-6.40	V	AVERAGE	Pass	Harmonic
20	802.11ax HE40	09	2483.50	53.24	54.00	-0.76	H	AVERAGE	Pass	Band Edge
20	802.11ax HE40	09	4904.00	43.59	54.00	-10.41	V	AVERAGE	Pass	Harmonic
21	802.11BE EHT20	2	2389.95	53.37	54.00	-0.63	H	AVERAGE	Pass	Band Edge
21	802.11BE EHT20	2	7251.00	42.44	74.00	-31.56	H	PEAK	Pass	Harmonic
22	802.11BE EHT20	3	2389.56	52.61	54.00	-1.39	V	AVERAGE	Pass	Band Edge
22	802.11BE EHT20	3	7266.00	43.57	74.00	-30.43	V	PEAK	Pass	Harmonic

Radiated Spurious Emission Test plots

Mode	15	
	Harmonic	
	2400-2483.5_802.11BE EHT20_CH01_Full RU _MHz	
ANT	TxBF 1S4T	
Pol.	Horizontal	Vertical
Peak Avg	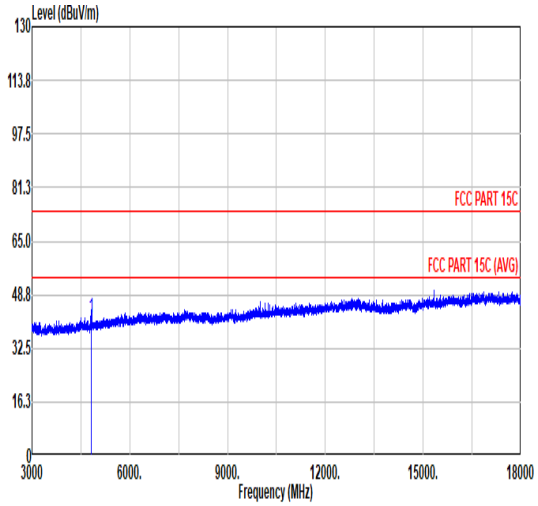 Freq Level Limit Line Margin Read Level Ant Factor Cable Loss Preamp Factor Aux Factor APos TPos Remark MHz dBuV/m dBuV/m dB dBuV dB/m dB dB dB cm deg 1 4824.00 41.48 74.00 -32.52 62.64 34.10 10.23 65.49 0.00 --- --- PEAK	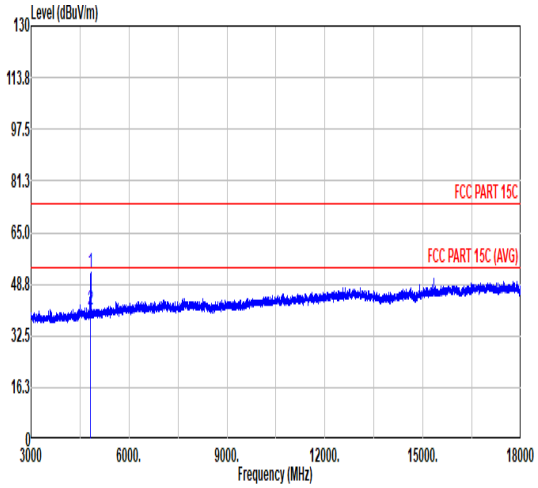 Freq Level Limit Line Margin Read Level Ant Factor Cable Loss Preamp Factor Aux Factor APos TPos Remark MHz dBuV/m dBuV/m dB dBuV dB/m dB dB dB cm deg 1 4824.00 52.41 74.00 -21.59 73.57 34.10 10.23 65.49 0.00 100 354 PEAK 2 4824.00 40.48 54.00 -13.52 61.64 34.10 10.23 65.49 0.00 100 354 AVERAGE

Mode	15	
	Band Edge-L	
	2400-2483.5_802.11BE EHT20_CH06_Full RU _MHz	
ANT	CDD 1S4T	
Pol.	Horizontal	Fundamental
Peak	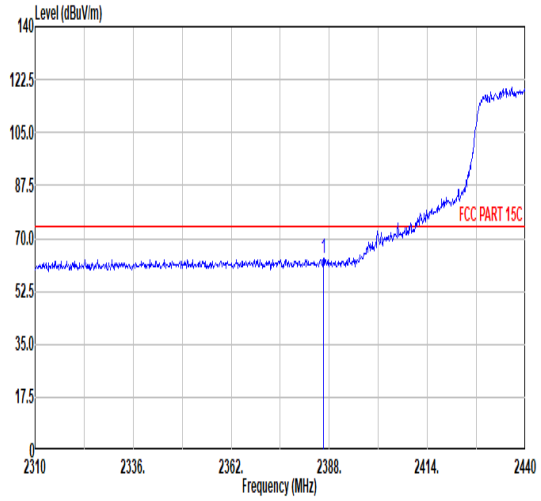 Freq Level Limit Line Margin Read Level Ant Factor Cable Loss Preamp Factor Aux Factor APos TPos Remark MHz dBuV/m dBuV/m dB dBuV dB/m dB dB dB cm deg 1 2386.44 63.21 74.00 -10.79 51.00 32.16 7.10 37.05 10.00 113 360 PEAK	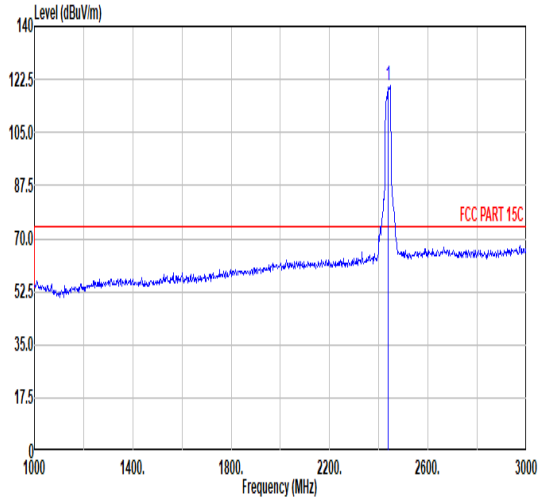 Freq Level Limit Line Margin Read Level Ant Factor Cable Loss Preamp Factor Aux Factor APos TPos Remark MHz dBuV/m dBuV/m dB dBuV dB/m dB dB dB cm deg 1 2437.00 120.53 ------ ------ 107.87 32.39 7.20 36.93 10.00 113 360 PEAK
Avg	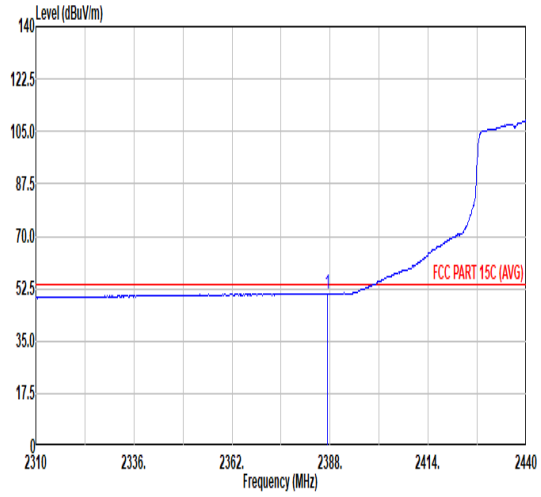 Freq Level Limit Line Margin Read Level Ant Factor Cable Loss Preamp Factor Aux Factor APos TPos Remark MHz dBuV/m dBuV/m dB dBuV dB/m dB dB dB cm deg 1 2387.22 50.95 54.00 -3.05 38.73 32.17 7.10 37.05 10.00 113 360 AVERAGE	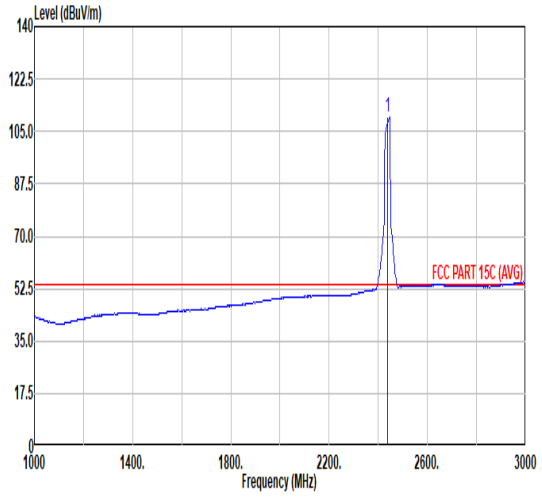 Freq Level Limit Line Margin Read Level Ant Factor Cable Loss Preamp Factor Aux Factor APos TPos Remark MHz dBuV/m dBuV/m dB dBuV dB/m dB dB dB cm deg 1 2437.00 109.81 ------ ------ 97.15 32.39 7.20 36.93 10.00 113 360 AVERAGE

Mode	15	
	Band Edge-R	
	2400-2483.5_802.11BE EHT20_CH06_Full RU _MHz	
ANT	CDD 1S4T	
Pol.	Horizontal	Fundamental
Peak	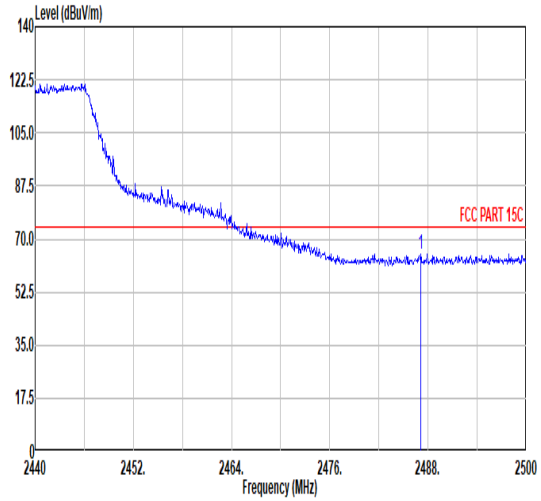 Freq Level Limit Line Margin Read Level Ant Factor Cable Loss Preamp Factor Aux Factor APos TPos Remark MHz dBuV/m dBuV/m dB dBuV dB/m dB dB dB cm deg 1 2487.10 65.24 74.00 -8.76 52.35 32.47 7.26 36.84 10.00 113 360 PEAK	Blank
Avg	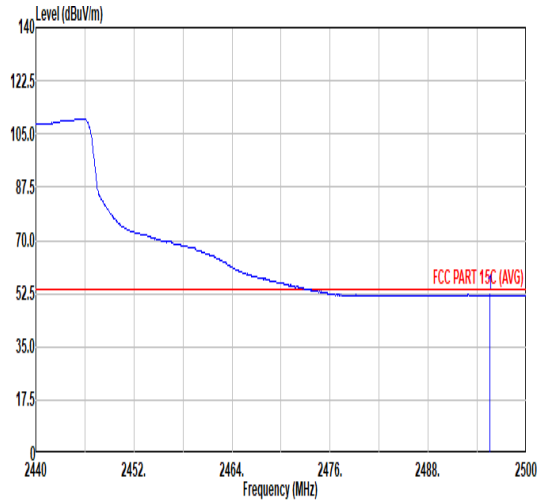 Freq Level Limit Line Margin Read Level Ant Factor Cable Loss Preamp Factor Aux Factor APos TPos Remark MHz dBuV/m dBuV/m dB dBuV dB/m dB dB dB cm deg 1 2495.56 52.10 54.00 -1.90 39.15 32.49 7.28 36.82 10.00 113 360 AVERAGE	Blank

Mode	16	
	Band Edge-L	
	2400-2483.5_802.11BE EHT20_CH06_Full RU _MHz	
ANT	CDD 1S4T	
Pol.	Vertical	Fundamental
Peak	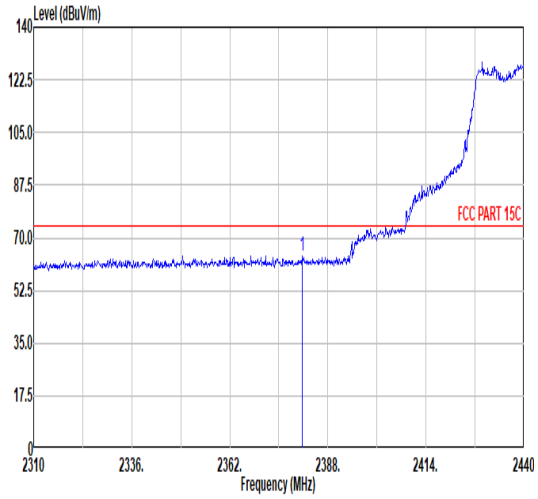 Freq Level Limit Line Margin Read Level Ant Factor Cable Loss Preamp Factor Aux Factor APos TPos Remark MHz dBuV/m dBuV/m dB dBuV dB/m dB dB dB cm deg 1 2381.24 64.08 74.00 -9.92 51.93 32.11 7.09 37.05 10.00 180 0 PEAK	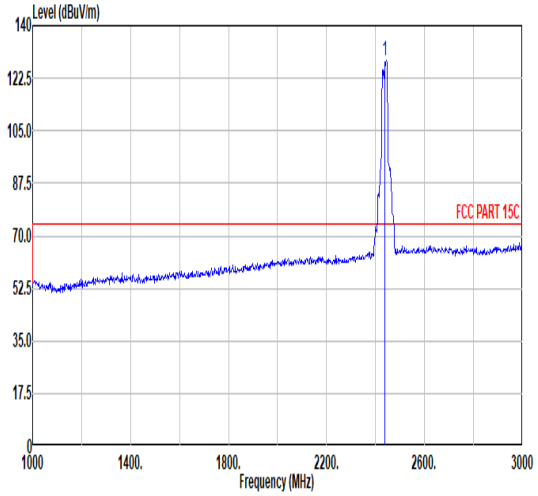 Freq Level Limit Line Margin Read Level Ant Factor Cable Loss Preamp Factor Aux Factor APos TPos Remark MHz dBuV/m dBuV/m dB dBuV dB/m dB dB dB cm deg 1 2437.00 128.16 ------ ------ 115.52 32.39 7.19 36.94 10.00 180 0 PEAK
Avg	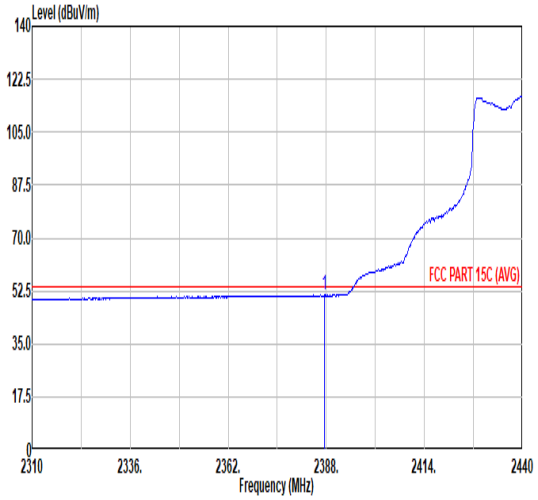 Freq Level Limit Line Margin Read Level Ant Factor Cable Loss Preamp Factor Aux Factor APos TPos Remark MHz dBuV/m dBuV/m dB dBuV dB/m dB dB dB cm deg 1 2387.48 51.13 54.00 -2.87 38.91 32.17 7.10 37.05 10.00 180 0 AVERAGE	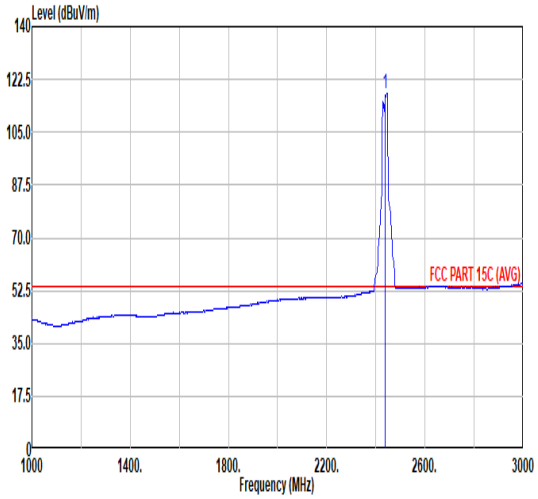 Freq Level Limit Line Margin Read Level Ant Factor Cable Loss Preamp Factor Aux Factor APos TPos Remark MHz dBuV/m dBuV/m dB dBuV dB/m dB dB dB cm deg 1 2437.00 117.86 ------ ------ 105.20 32.39 7.20 36.93 10.00 180 0 AVERAGE

Mode	16	
	Band Edge-R	
	2400-2483.5_802.11BE EHT20_CH06_Full RU _MHz	
ANT	CDD 1S4T	
Pol.	Vertical	Fundamental
Peak	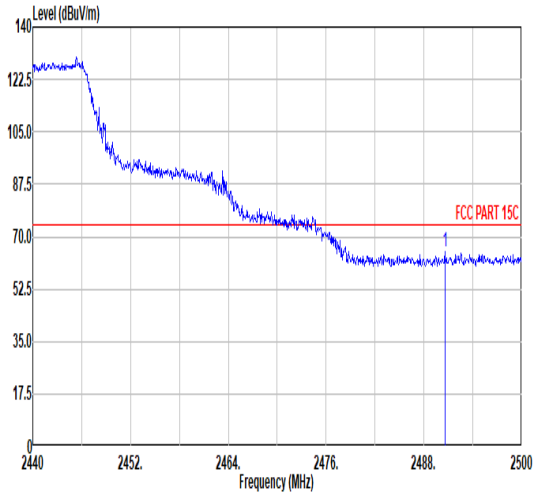 Limit Read Ant Cable Preamp Aux APos TPos Freq Level Line Margin Level Factor Loss Factor Factor Remark MHz dBuV/m dBuV/m dB dBuV dB/m dB dB dB cm deg 1 2490.58 64.82 74.00 -9.18 51.90 32.48 7.27 36.83 10.00 180 0 PEAK	Blank
Avg	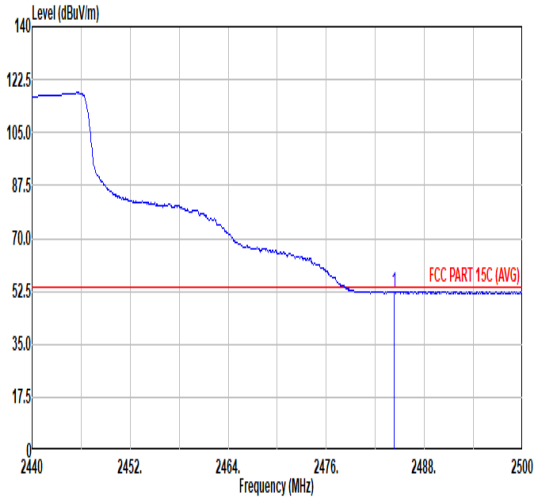 Limit Read Ant Cable Preamp Aux APos TPos Freq Level Line Margin Level Factor Loss Factor Factor Remark MHz dBuV/m dBuV/m dB dBuV dB/m dB dB dB cm deg 1 2484.28 52.23 54.00 -1.77 39.35 32.47 7.26 36.85 10.00 180 0 AVERAGE	Blank

Mode	16	
	Harmonic	
	2400-2483.5_802.11BE EHT20_CH06_Full RU _MHz	
ANT	TxBF 1S4T	
Pol.	Horizontal	Vertical
Peak Avg	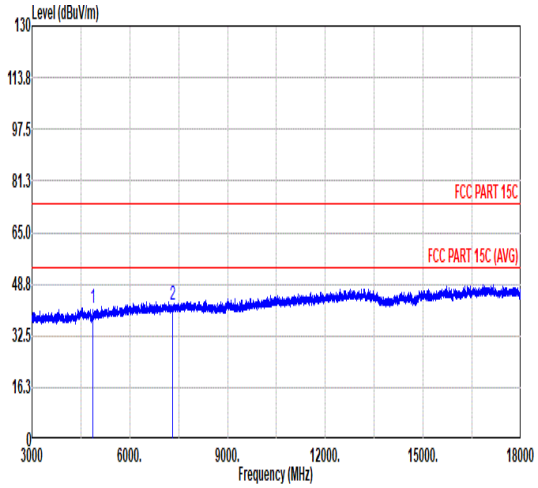 Freq Level Limit Line Margin Read Level Ant Factor Cable Loss Preamp Factor Aux Factor APos TPos Remark MHz dBuV/m dBuV/m dB dBuV dB/m dB dB dB cm deg 1 4874.00 41.10 74.00 -32.90 62.20 34.14 10.29 65.53 0.00 --- --- PEAK 2 7311.00 42.03 74.00 -31.97 59.88 35.72 12.72 66.29 0.00 --- --- PEAK	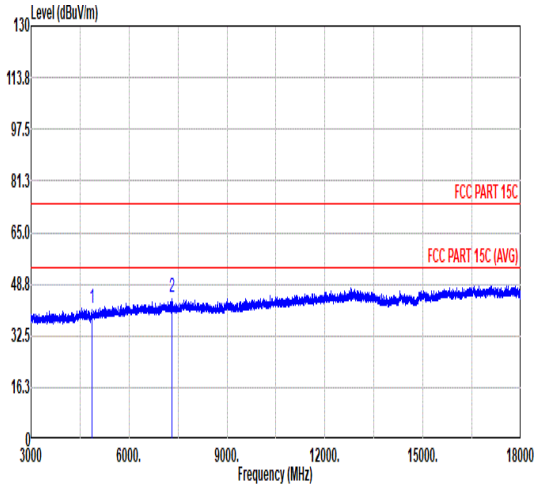 Freq Level Limit Line Margin Read Level Ant Factor Cable Loss Preamp Factor Aux Factor APos TPos Remark MHz dBuV/m dBuV/m dB dBuV dB/m dB dB dB cm deg 1 4874.00 41.27 74.00 -32.73 62.37 34.14 10.29 65.53 0.00 --- --- PEAK 2 7311.00 44.44 74.00 -29.56 62.29 35.72 12.72 66.29 0.00 --- --- PEAK

Mode	17	
	Band Edge	
	2400-2483.5_802.11BE EHT20_CH11_Full RU _MHz	
ANT	CDD 1S4T	
Pol.	Vertical	Fundamental
Peak	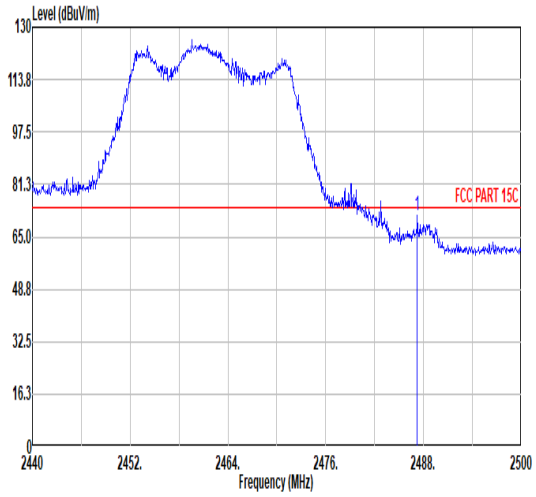 Freq Level Limit Line Margin Read Level Ant Factor Cable Loss Preamp Factor Aux Factor APos TPos Remark MHz dBuV/m dBuV/m dB dBuV dB/m dB dB dB cm deg 1 2487.22 71.85 74.00 -2.15 62.96 32.47 7.26 36.84 6.00 157 0 PEAK	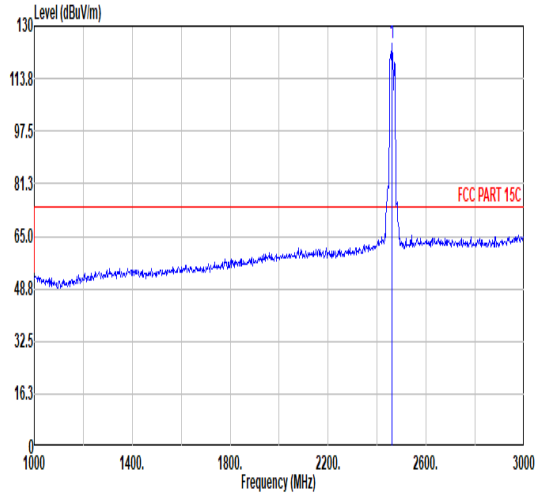 Freq Level Limit Line Margin Read Level Ant Factor Cable Loss Preamp Factor Aux Factor APos TPos Remark MHz dBuV/m dBuV/m dB dBuV dB/m dB dB dB cm deg 1 2462.00 124.37 ------ ------ 115.63 32.42 7.22 36.90 6.00 157 0 PEAK
Avg	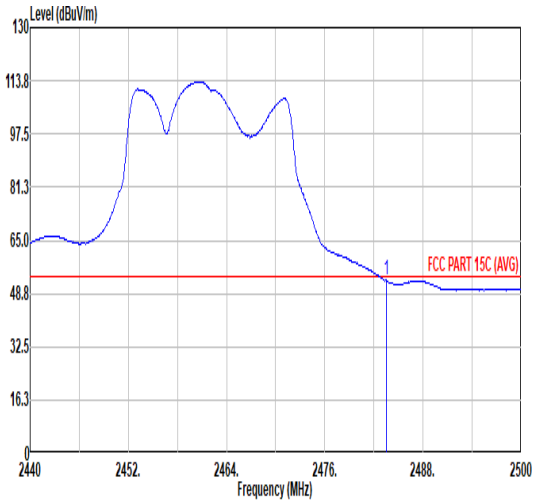 Freq Level Limit Line Margin Read Level Ant Factor Cable Loss Preamp Factor Aux Factor APos TPos Remark MHz dBuV/m dBuV/m dB dBuV dB/m dB dB dB cm deg 1 2483.50 52.75 54.00 -1.25 43.87 32.47 7.26 36.85 6.00 157 0 AVERAGE	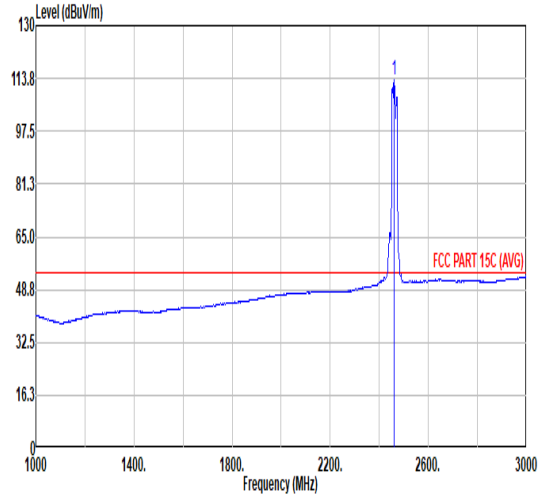 Freq Level Limit Line Margin Read Level Ant Factor Cable Loss Preamp Factor Aux Factor APos TPos Remark MHz dBuV/m dBuV/m dB dBuV dB/m dB dB dB cm deg 1 2462.00 113.31 ------ ------ 104.57 32.42 7.22 36.90 6.00 157 0 AVERAGE

Mode	17	
	Band Edge	
	2400-2483.5_802.11BE EHT20_CH11_Full RU _MHz	
ANT	CDD 1S4T	
Pol.	Vertical	Fundamental
Peak	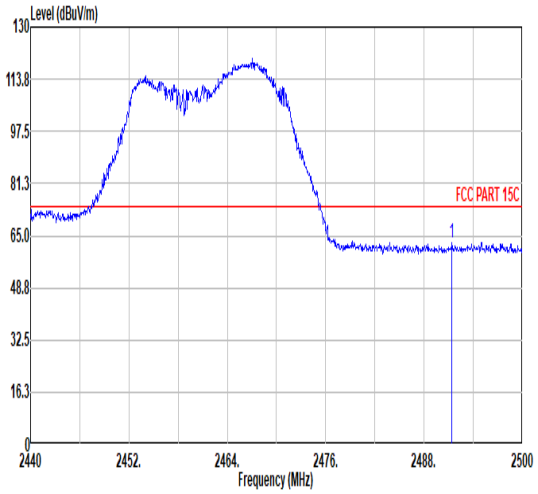 Freq Level Limit Line Margin Read Level Ant Factor Cable Loss Preamp Factor Aux Factor APos TPos Remark MHz dBuV/m dBuV/m dB dBuV dB/m dB dB dB cm deg 1 2491.42 62.99 74.00 -11.01 54.07 32.48 7.27 36.83 6.00 106 129 PEAK	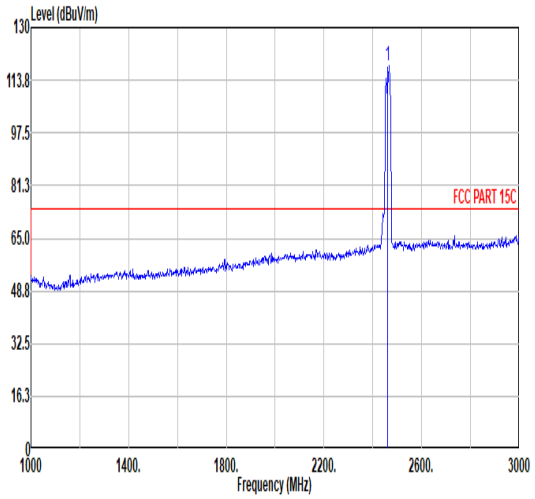 Freq Level Limit Line Margin Read Level Ant Factor Cable Loss Preamp Factor Aux Factor APos TPos Remark MHz dBuV/m dBuV/m dB dBuV dB/m dB dB dB cm deg 1 2462.00 118.31 ------ ------ 109.54 32.43 7.23 36.89 6.00 106 129 PEAK
Avg	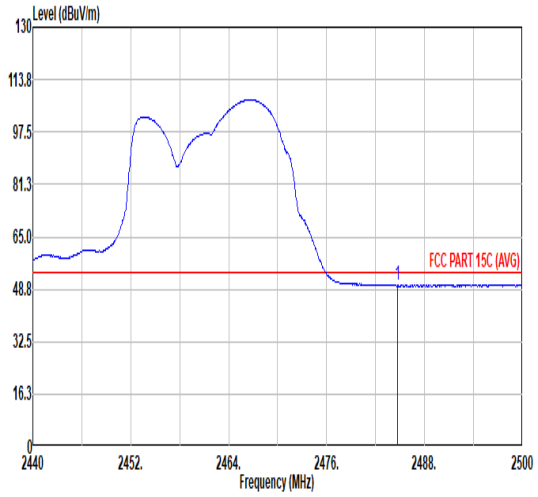 Freq Level Limit Line Margin Read Level Ant Factor Cable Loss Preamp Factor Aux Factor APos TPos Remark MHz dBuV/m dBuV/m dB dBuV dB/m dB dB dB cm deg 1 2484.70 50.11 54.00 -3.89 41.23 32.47 7.26 36.85 6.00 106 129 AVERAGE	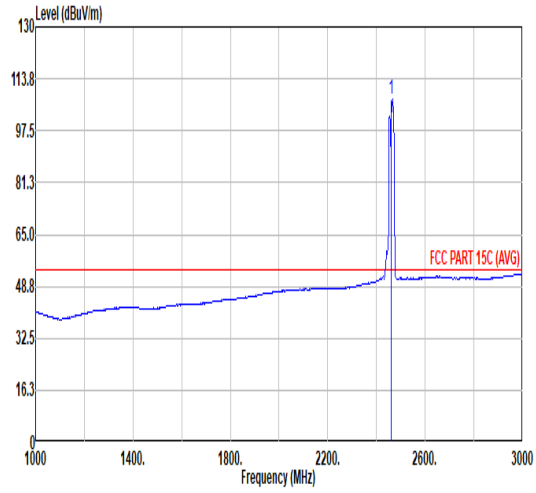 Freq Level Limit Line Margin Read Level Ant Factor Cable Loss Preamp Factor Aux Factor APos TPos Remark MHz dBuV/m dBuV/m dB dBuV dB/m dB dB dB cm deg 1 2462.00 107.44 ------ ------ 98.67 32.43 7.23 36.89 6.00 106 129 AVERAGE

Mode	17	
	Harmonic	
	2400-2483.5_802.11BE EHT20_CH11_Full RU _MHz	
ANT	TxBF 1S4T	
Pol.	Horizontal	Vertical
Peak Avg	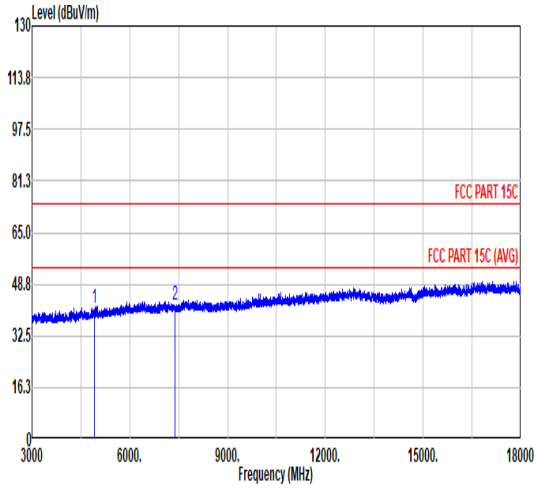 Freq Level Limit Line Margin Read Level Ant Factor Cable Loss Preamp Factor Aux Factor APos TPos Remark MHz dBuV/m dBuV/m dB dBuV dB/m dB dB dB cm deg 1 4924.00 41.19 74.00 -32.81 62.21 34.19 10.35 65.56 0.00 --- --- PEAK 2 7386.00 42.06 74.00 -31.94 60.02 35.80 12.73 66.49 0.00 --- --- PEAK	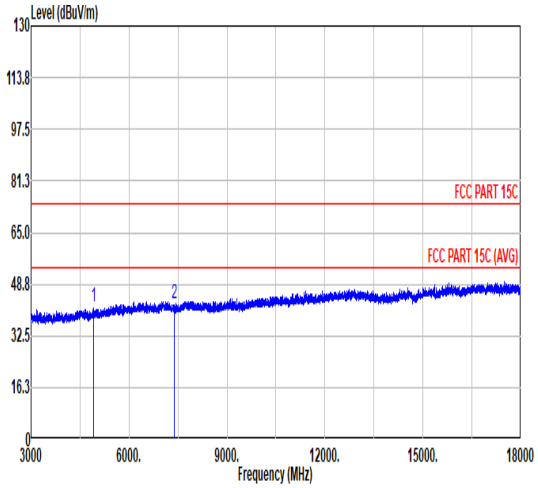 Freq Level Limit Line Margin Read Level Ant Factor Cable Loss Preamp Factor Aux Factor APos TPos Remark MHz dBuV/m dBuV/m dB dBuV dB/m dB dB dB cm deg 1 4924.00 41.77 74.00 -32.23 62.79 34.19 10.35 65.56 0.00 --- --- PEAK 2 7386.00 42.89 74.00 -31.11 60.85 35.80 12.73 66.49 0.00 --- --- PEAK

Mode	18	
	Band Edge - L	
	2400-2483.5_802.11BE EHT40_CH03_Full RU _2422MHz	
ANT	TxBF 1S4T	
Pol.	Horizontal	Fundamental
Peak	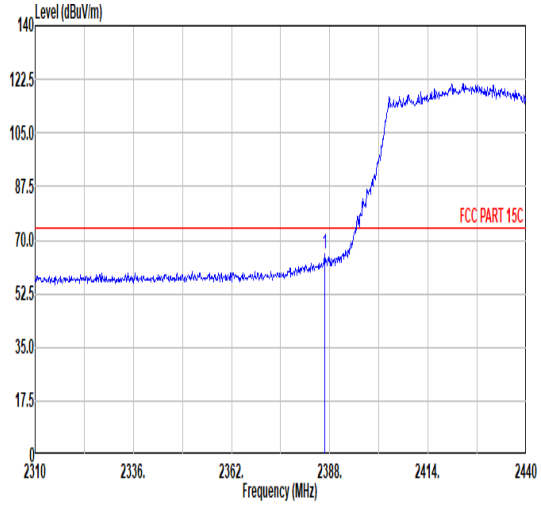 Freq Level Limit Line Margin Read Level Ant Factor Cable Loss Preamp Factor Aux Factor APos TPos Remark MHz dBuV/m dBuV/m dB dBuV dB/m dB dB dB cm deg 1 2386.57 65.40 74.00 -8.60 53.18 32.17 7.10 37.05 10.00 300 5 PEAK	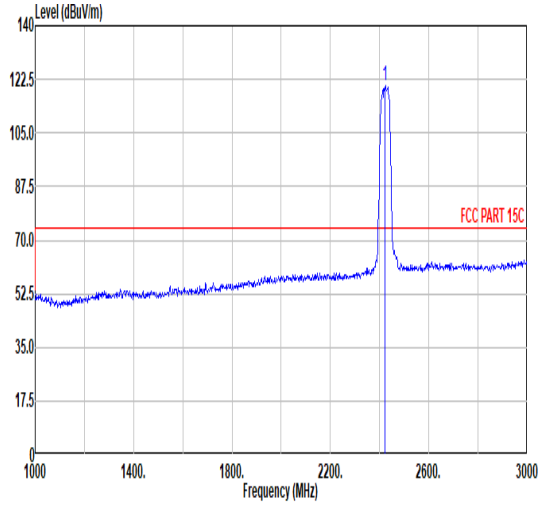 Freq Level Limit Line Margin Read Level Ant Factor Cable Loss Preamp Factor Aux Factor APos TPos Remark MHz dBuV/m dBuV/m dB dBuV dB/m dB dB dB cm deg 1 2422.00 120.40 ------ ------ 107.88 32.35 7.16 36.99 10.00 300 5 PEAK
Avg	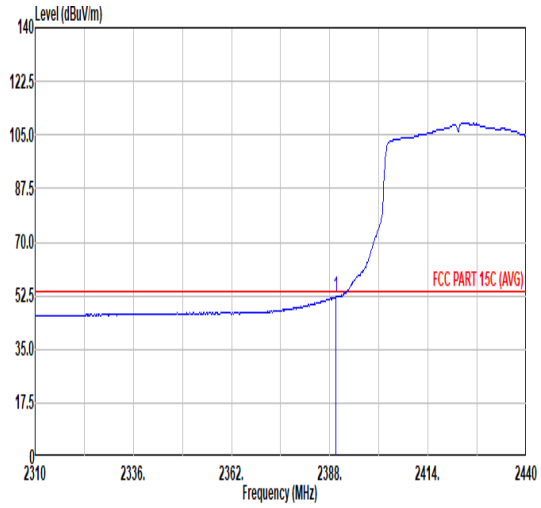 Freq Level Limit Line Margin Read Level Ant Factor Cable Loss Preamp Factor Aux Factor APos TPos Remark MHz dBuV/m dBuV/m dB dBuV dB/m dB dB dB cm deg 1 2389.56 52.38 54.00 -1.62 40.13 32.20 7.10 37.05 10.00 300 5 AVERAGE	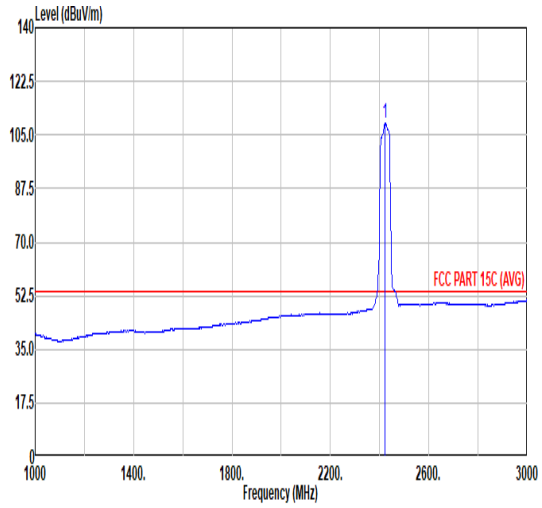 Freq Level Limit Line Margin Read Level Ant Factor Cable Loss Preamp Factor Aux Factor APos TPos Remark MHz dBuV/m dBuV/m dB dBuV dB/m dB dB dB cm deg 1 2422.00 109.05 ------ ------ 96.53 32.35 7.16 36.99 10.00 300 5 AVERAGE

Mode	18	
	Band Edge - R	
	2400-2483.5_802.11BE EHT40_CH03_Full RU _2422MHz	
ANT	TxBF 1S4T	
Pol.	Horizontal	Fundamental
Peak	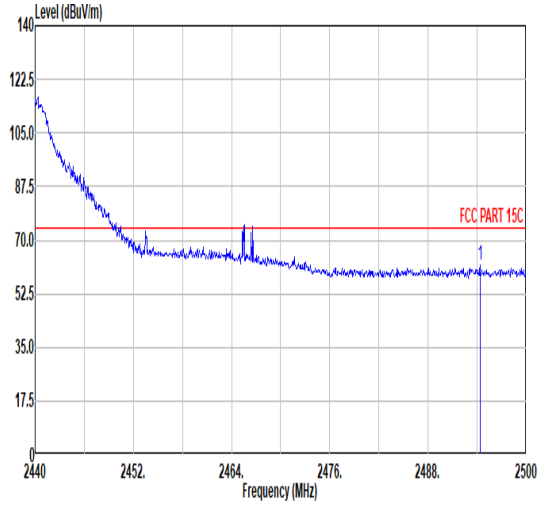 Freq Level Limit Line Margin Read Level Ant Factor Cable Loss Preamp Factor Aux Factor APos TPos Remark MHz dBuV/m dBuV/m dB dBuV dB/m dB dB dB cm deg 1 2494.36 61.62 74.00 -12.38 48.68 32.49 7.27 36.82 10.00 300 5 PEAK	Blank
Avg	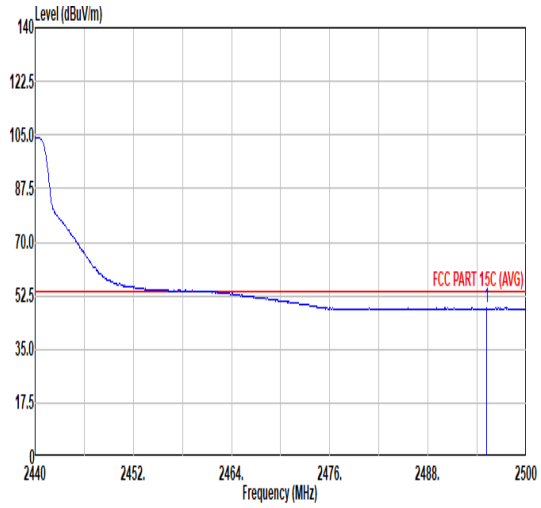 Freq Level Limit Line Margin Read Level Ant Factor Cable Loss Preamp Factor Aux Factor APos TPos Remark MHz dBuV/m dBuV/m dB dBuV dB/m dB dB dB cm deg 1 2495.14 48.48 54.00 -5.52 35.53 32.49 7.28 36.82 10.00 300 5 AVERAGE	Blank

Mode	18	
	Band Edge - L	
	2400-2483.5_802.11BE EHT40_CH03_Full RU _2422MHz	
ANT	TxBF 1S4T	
Pol.	Vertical	Fundamental
Peak	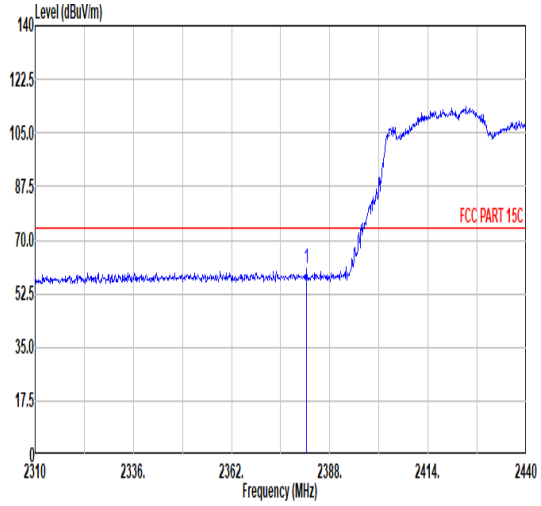 Freq Level Limit Line Margin Read Level Ant Factor Cable Loss Preamp Factor Aux Factor APos TPos Remark MHz dBuV/m dBuV/m dB dBuV dB/m dB dB dB cm deg 1 2381.76 60.71 74.00 -13.29 48.55 32.12 7.09 37.05 10.00 111 127 PEAK	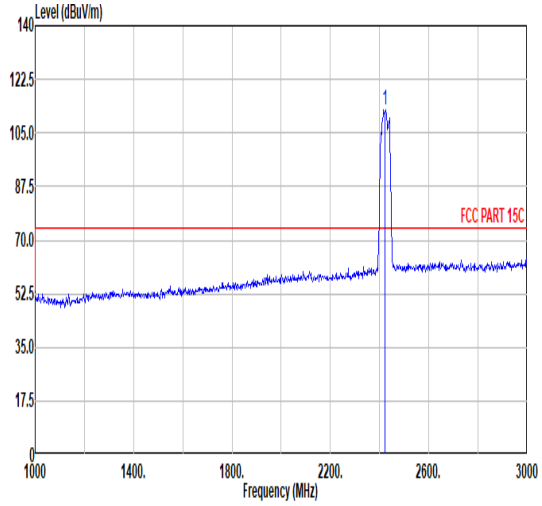 Freq Level Limit Line Margin Read Level Ant Factor Cable Loss Preamp Factor Aux Factor APos TPos Remark MHz dBuV/m dBuV/m dB dBuV dB/m dB dB dB cm deg 1 2422.00 112.47 ------ ------ 99.94 32.35 7.16 36.98 10.00 111 127 PEAK
Avg	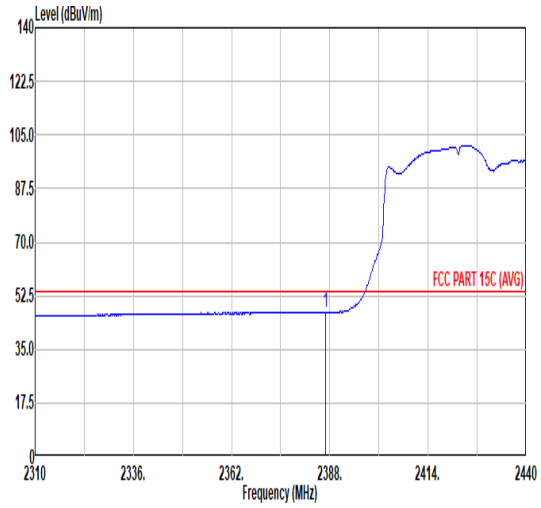 Freq Level Limit Line Margin Read Level Ant Factor Cable Loss Preamp Factor Aux Factor APos TPos Remark MHz dBuV/m dBuV/m dB dBuV dB/m dB dB dB cm deg 1 2386.83 47.27 54.00 -6.73 35.05 32.17 7.10 37.05 10.00 111 127 AVERAGE	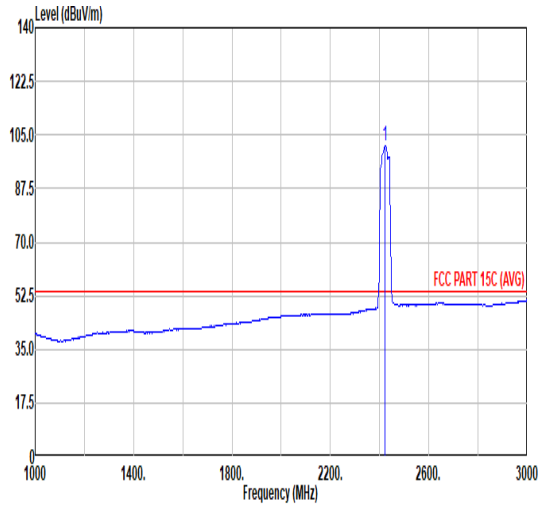 Freq Level Limit Line Margin Read Level Ant Factor Cable Loss Preamp Factor Aux Factor APos TPos Remark MHz dBuV/m dBuV/m dB dBuV dB/m dB dB dB cm deg 1 2422.00 101.36 ------ ------ 88.84 32.35 7.16 36.99 10.00 111 127 AVERAGE

Mode	18	
	Band Edge - R	
	2400-2483.5_802.11BE EHT40_CH03_Full RU _2422MHz	
ANT	TxBF 1S4T	
Pol.	Vertical	Fundamental
Peak	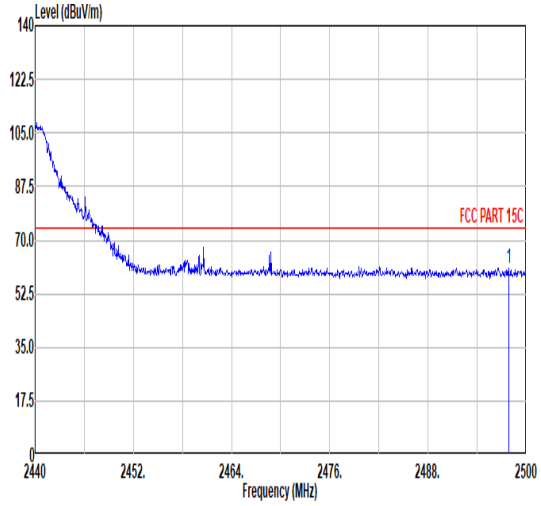 Freq Level Limit Line Margin Read Level Ant Factor Cable Loss Preamp Factor Aux Factor APos TPos Remark MHz dBuV/m dBuV/m dB dBuV dB/m dB dB dB cm deg 1 2497.84 60.88 74.00 -13.12 47.92 32.50 7.28 36.82 10.00 111 127 PEAK	Blank
Avg	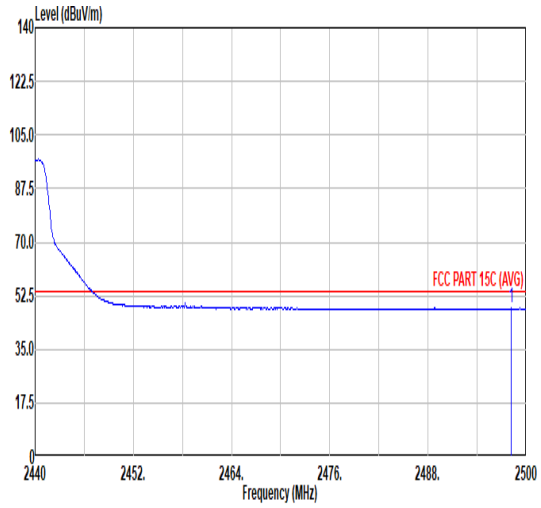 Freq Level Limit Line Margin Read Level Ant Factor Cable Loss Preamp Factor Aux Factor APos TPos Remark MHz dBuV/m dBuV/m dB dBuV dB/m dB dB dB cm deg 1 2498.20 48.46 54.00 -5.54 35.50 32.50 7.28 36.82 10.00 111 127 AVERAGE	Blank

Mode	18	
	Harmonic	
	2400-2483.5_802.11BE EHT40_CH03_Full RU _2422MHz	
ANT	TxBF 1S4T	
Pol.	Horizontal	Vertical
Peak Avg	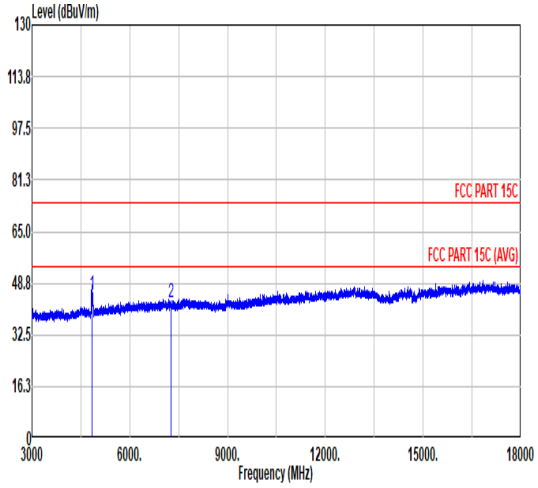 Freq Level Limit Line Margin Read Level Ant Factor Cable Loss Preamp Factor Aux Factor APos TPos Remark MHz dBuV/m dBuV/m dB dBuV dB/m dB dB dB cm deg 1 4844.00 45.01 74.00 -28.99 66.15 34.12 10.25 65.51 0.00 --- --- PEAK 2 7266.00 42.87 74.00 -31.13 60.63 35.70 12.72 66.18 0.00 --- --- PEAK	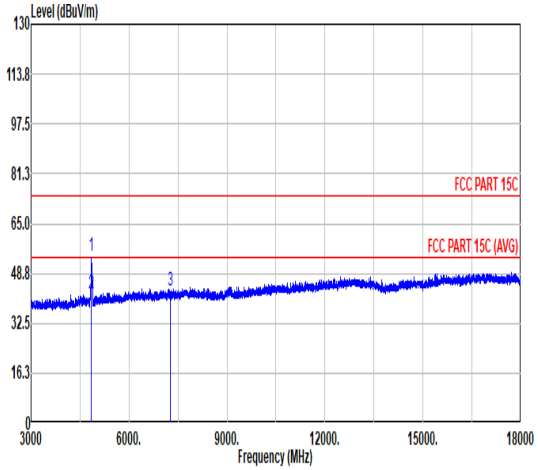 Freq Level Limit Line Margin Read Level Ant Factor Cable Loss Preamp Factor Aux Factor APos TPos Remark MHz dBuV/m dBuV/m dB dBuV dB/m dB dB dB cm deg 1 4844.00 54.69 74.00 -19.31 75.83 34.12 10.25 65.51 0.00 261 100 PEAK 2 4844.00 42.37 54.00 -11.63 63.51 34.12 10.25 65.51 0.00 261 100 AVERAGE 3 7266.00 43.11 74.00 -30.89 60.87 35.70 12.72 66.18 0.00 --- --- PEAK

Mode	19	
	Band Edge - L	
	2400-2483.5_802.11BE EHT40_CH06_Full RU _2437MHz	
ANT	TxBF 1S4T	
Pol.	Horizontal	Fundamental
Peak	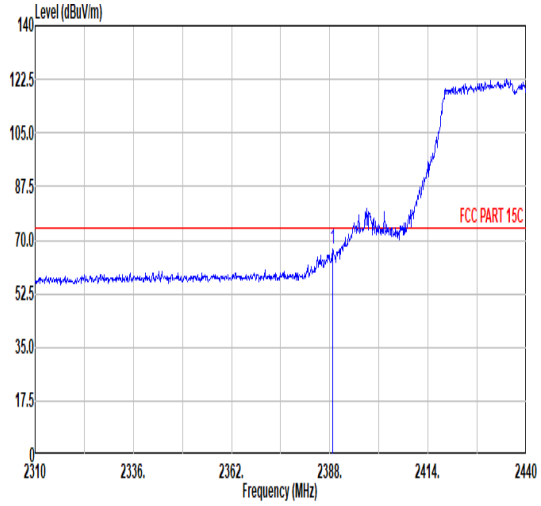 Freq Level Limit Line Margin Read Level Ant Factor Cable Loss Preamp Factor Aux Factor APos TPos Remark 1 2388.78 66.87 74.00 -7.13 54.63 32.19 7.10 37.05 10.00 159 360 PEAK	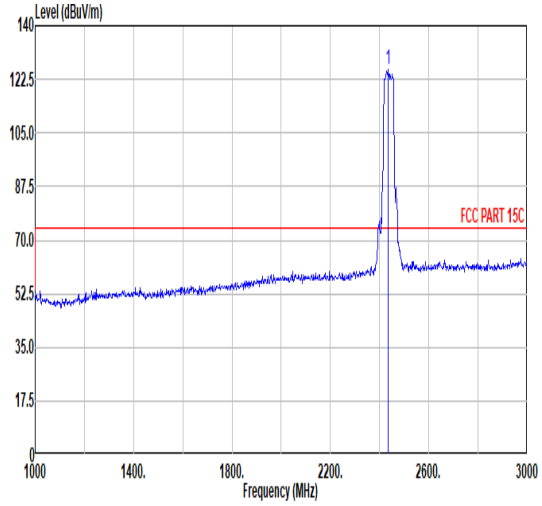 Freq Level Limit Line Margin Read Level Ant Factor Cable Loss Preamp Factor Aux Factor APos TPos Remark 1 2436.00 125.53 74.00 51.53 112.94 32.37 7.18 36.96 10.00 159 360 Peak
Avg	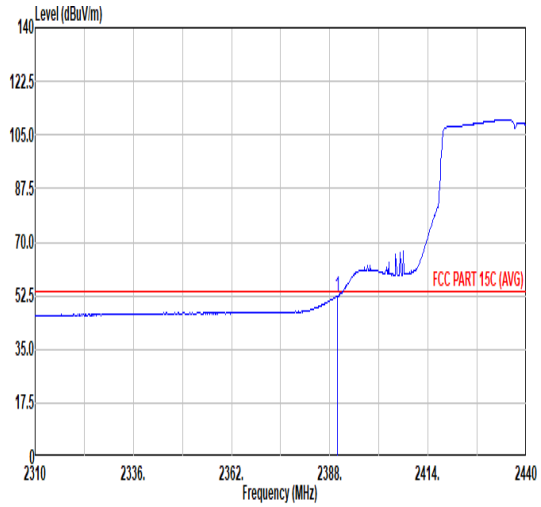 Freq Level Limit Line Margin Read Level Ant Factor Cable Loss Preamp Factor Aux Factor APos TPos Remark 1 2389.95 52.32 54.00 -1.68 40.06 32.20 7.11 37.05 10.00 159 360 AVERAGE	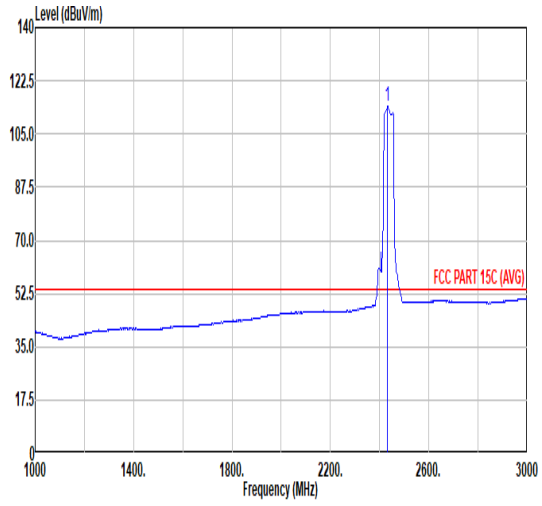 Freq Level Limit Line Margin Read Level Ant Factor Cable Loss Preamp Factor Aux Factor APos TPos Remark 1 2432.00 113.96 54.00 59.96 101.40 32.36 7.17 36.97 10.00 159 360 Average

Mode	19	
	Band Edge - R	
	2400-2483.5_802.11BE EHT40_CH06_Full RU _2437MHz	
ANT	TxBF 1S4T	
Pol.	Horizontal	Fundamental
Peak	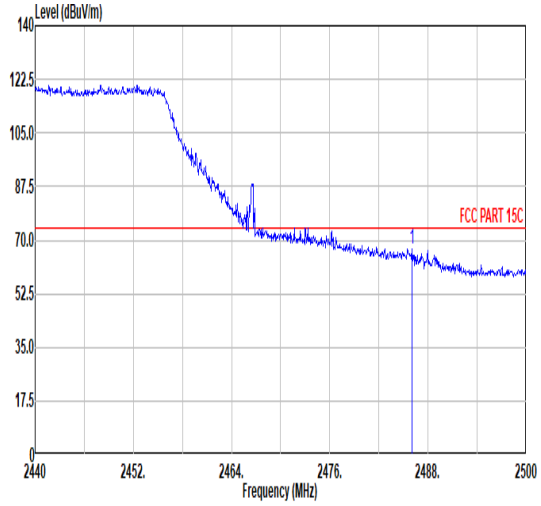 Freq Level Limit Line Margin Read Level Ant Factor Cable Loss Preamp Factor Aux Factor APos TPos Remark MHz dBuV/m dBuV/m dB dBuV dB/m dB dB dB cm deg 1 2486.08 66.88 74.00 -7.12 53.99 32.47 7.26 36.84 10.00 159 360 PEAK	Blank
Avg	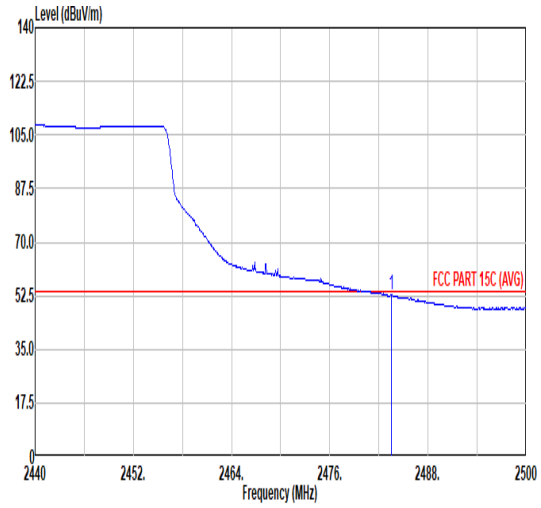 Freq Level Limit Line Margin Read Level Ant Factor Cable Loss Preamp Factor Aux Factor APos TPos Remark MHz dBuV/m dBuV/m dB dBuV dB/m dB dB dB cm deg 1 2483.56 52.63 54.00 -1.37 39.75 32.47 7.26 36.85 10.00 159 360 AVERAGE	Blank

Mode	19	
	Band Edge - L	
	2400-2483.5_802.11BE EHT40_CH06_Full RU _2437MHz	
ANT	TxBF 1S4T	
Pol.	Vertical	Fundamental
Peak	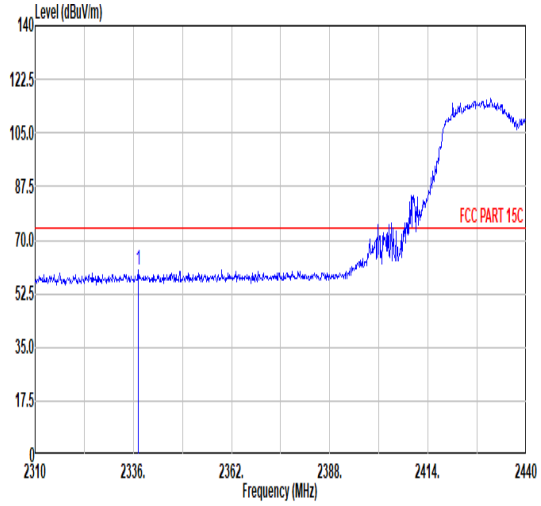 Freq Level Limit Line Margin Read Level Ant Factor Cable Loss Preamp Factor Aux Factor APos TPos Remark MHz dBuV/m dBuV/m dB dBuV dB/m dB dB dB cm deg 1 2337.30 60.30 74.00 -13.70 48.68 31.67 7.02 37.07 10.00 308 267 PEAK	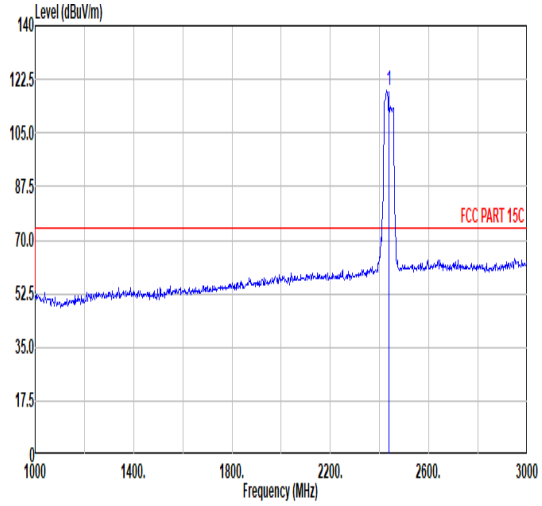 Freq Level Limit Line Margin Read Level Ant Factor Cable Loss Preamp Factor Aux Factor APos TPos Remark MHz dBuV/m dBuV/m dB dBuV dB/m dB dB dB cm deg 1 2437.00 118.78 74.00 44.78 106.19 32.37 7.18 36.96 10.00 308 267 Peak
Avg	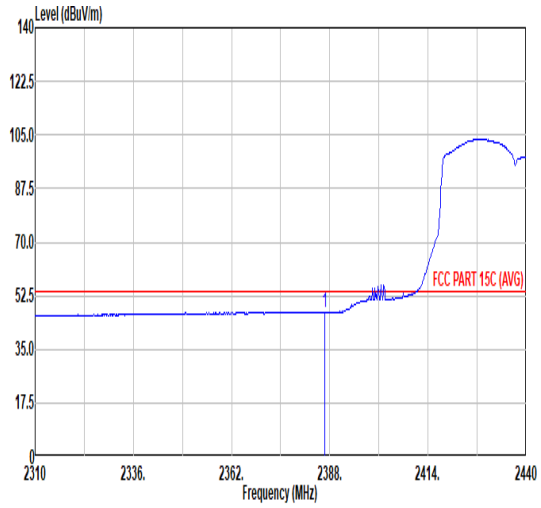 Freq Level Limit Line Margin Read Level Ant Factor Cable Loss Preamp Factor Aux Factor APos TPos Remark MHz dBuV/m dBuV/m dB dBuV dB/m dB dB dB cm deg 1 2386.57 47.28 54.00 -6.72 35.06 32.17 7.10 37.05 10.00 308 267 AVERAGE	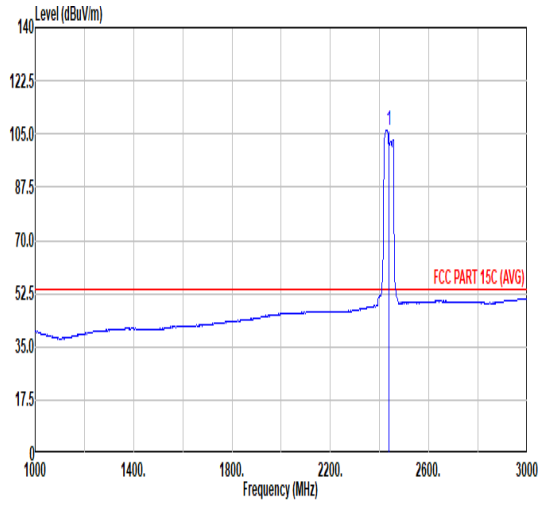 Freq Level Limit Line Margin Read Level Ant Factor Cable Loss Preamp Factor Aux Factor APos TPos Remark MHz dBuV/m dBuV/m dB dBuV dB/m dB dB dB cm deg 1 2437.00 106.33 54.00 52.33 93.74 32.37 7.18 36.96 10.00 308 267 Average

Mode	19	
	Band Edge - R	
	2400-2483.5_802.11BE EHT40_CH06_Full RU _2437MHz	
ANT	TxBF 1S4T	
Pol.	Vertical	Fundamental
Peak	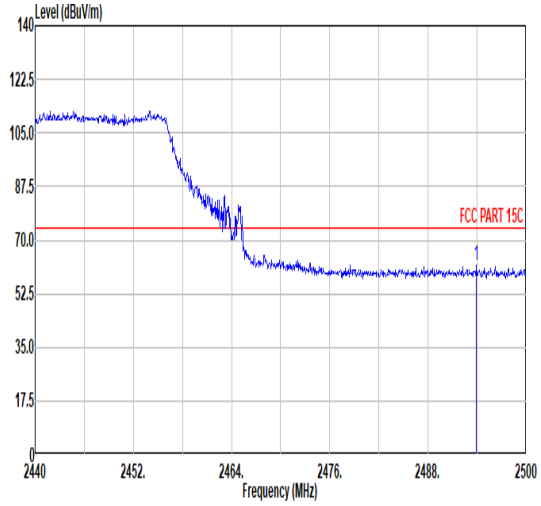 Freq Level Limit Line Margin Read Level Ant Factor Cable Loss Preamp Factor Aux Factor APos TPos Remark MHz dBuV/m dBuV/m dB dBuV dB/m dB dB dB cm deg 1 2493.94 61.79 74.00 -12.21 48.85 32.49 7.27 36.82 10.00 308 267 PEAK	Blank
Avg	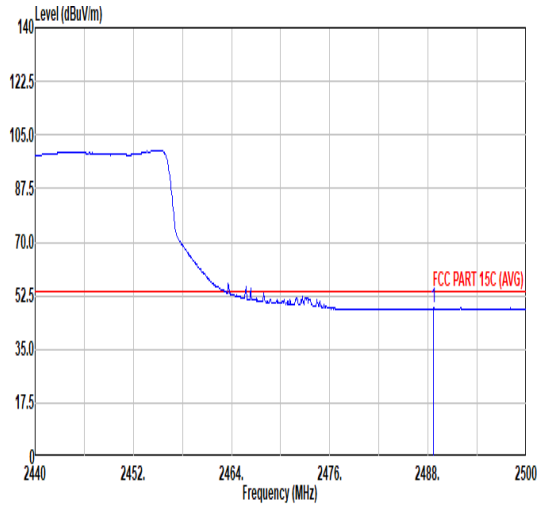 Freq Level Limit Line Margin Read Level Ant Factor Cable Loss Preamp Factor Aux Factor APos TPos Remark MHz dBuV/m dBuV/m dB dBuV dB/m dB dB dB cm deg 1 2488.66 48.43 54.00 -5.57 35.53 32.48 7.26 36.84 10.00 308 267 AVERAGE	Blank

Mode	19	
	Harmonic	
	2400-2483.5_802.11BE EHT40_CH06_Full RU _2437MHz	
ANT	TxBF 1S4T	
Pol.	Horizontal	Vertical
Peak Avg	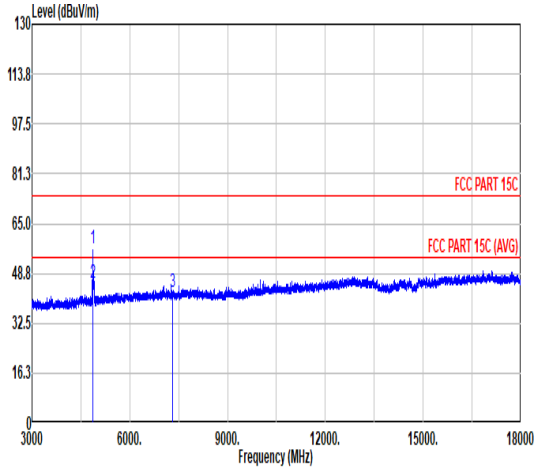 Freq Level Limit Line Margin Read Level Ant Factor Cable Loss Preamp Factor Aux Factor APos TPos Remark MHz dBuV/m dBuV/m dB dBuV dB/m dB dB dB cm deg 1 4874.00 57.10 74.00 -16.90 78.20 34.14 10.29 65.53 0.00 185 55 PEAK 2 4874.00 45.47 54.00 -8.53 66.57 34.14 10.29 65.53 0.00 185 55 AVERAGE 3 7311.00 42.70 74.00 -31.30 60.55 35.72 12.72 66.29 0.00 --- --- PEAK	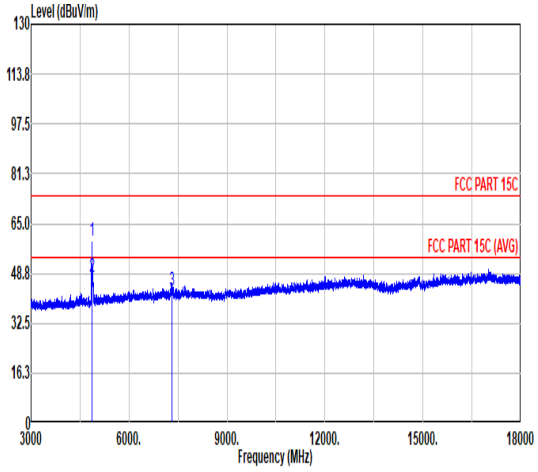 Freq Level Limit Line Margin Read Level Ant Factor Cable Loss Preamp Factor Aux Factor APos TPos Remark MHz dBuV/m dBuV/m dB dBuV dB/m dB dB dB cm deg 1 4874.00 59.20 74.00 -14.80 80.30 34.14 10.29 65.53 0.00 318 109 PEAK 2 4874.00 47.60 54.00 -6.40 68.70 34.14 10.29 65.53 0.00 318 109 AVERAGE 3 7311.00 43.08 74.00 -30.92 60.93 35.72 12.72 66.29 0.00 --- --- PEAK

Mode	20	
	Band Edge - L	
	2400-2483.5_802.11BE EHT40_CH09_Full RU _2452MHz	
ANT	TxBF 1S4T	
Pol.	Horizontal	Fundamental
Peak	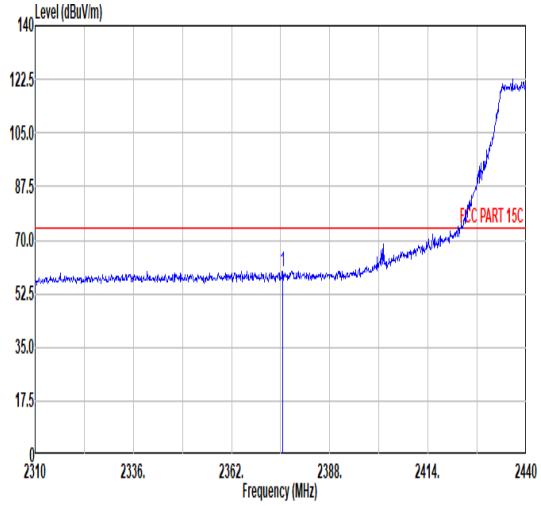 Freq Level Limit Line Margin Read Level Ant Factor Cable Loss Preamp Factor Aux Factor APos TPos Remark 1 2375.52 59.92 74.00 -14.08 47.83 32.06 7.08 37.05 10.00 299 347 PEAK	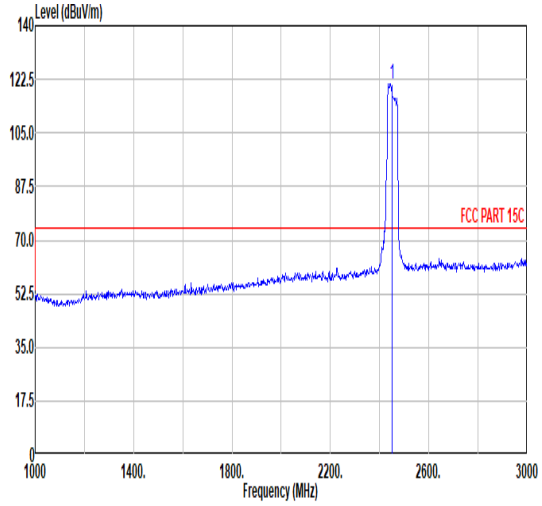 Freq Level Limit Line Margin Read Level Ant Factor Cable Loss Preamp Factor Aux Factor APos TPos Remark 1 2452.00 121.23 ------ ------ 108.59 32.39 7.19 36.94 10.00 299 347 PEAK
Avg	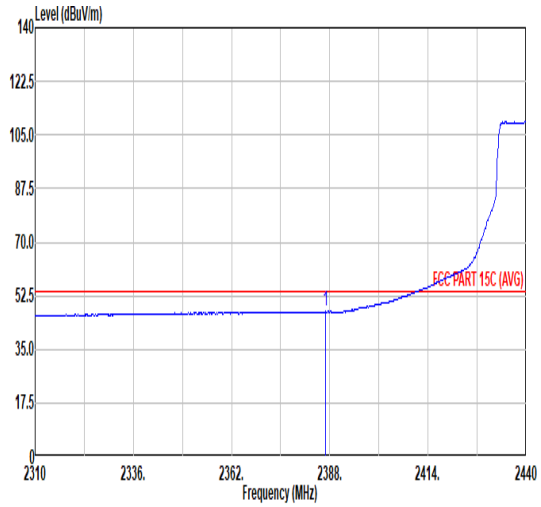 Freq Level Limit Line Margin Read Level Ant Factor Cable Loss Preamp Factor Aux Factor APos TPos Remark 1 2386.96 47.30 54.00 -6.70 35.08 32.17 7.10 37.05 10.00 299 347 AVERAGE	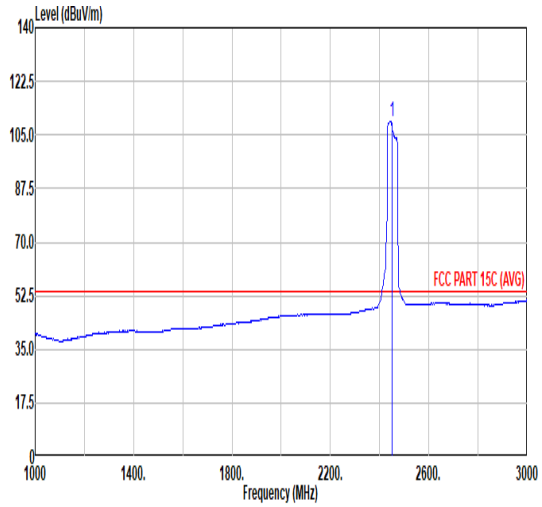 Freq Level Limit Line Margin Read Level Ant Factor Cable Loss Preamp Factor Aux Factor APos TPos Remark 1 2452.00 109.45 ------ ------ 96.82 32.38 7.19 36.94 10.00 299 347 AVERAGE

Mode	20	
	Band Edge - R	
	2400-2483.5_802.11BE EHT40_CH09_Full RU _2452MHz	
ANT	TxBF 1S4T	
Pol.	Horizontal	Fundamental
Peak	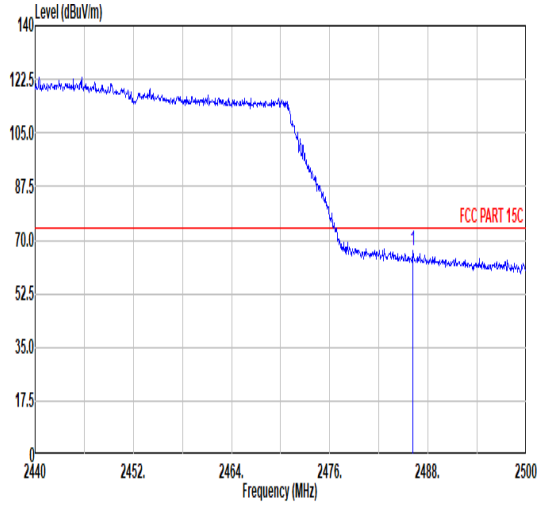 Freq Level Limit Line Margin Read Level Ant Factor Cable Loss Preamp Factor Aux Factor APos TPos Remark MHz dBuV/m dBuV/m dB dBuV dB/m dB dB dB cm deg 1 2486.14 66.47 74.00 -7.53 53.58 32.47 7.26 36.84 10.00 299 347 PEAK	Blank
Avg	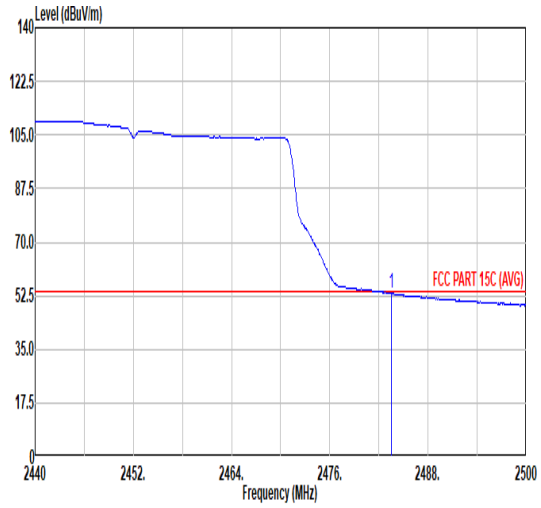 Freq Level Limit Line Margin Read Level Ant Factor Cable Loss Preamp Factor Aux Factor APos TPos Remark MHz dBuV/m dBuV/m dB dBuV dB/m dB dB dB cm deg 1 2483.50 53.24 54.00 -0.76 40.36 32.47 7.26 36.85 10.00 299 347 AVERAGE	Blank

Mode	20	
	Band Edge - L	
	2400-2483.5_802.11BE EHT40_CH09_Full RU _2452MHz	
ANT	TxBF 1S4T	
Pol.	Vertical	Fundamental
Peak	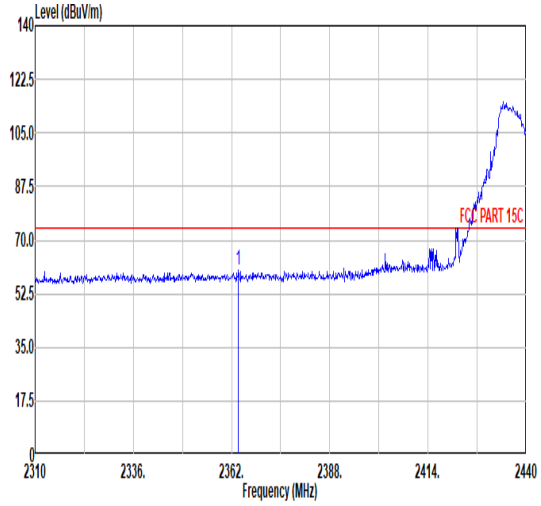 Freq Level Limit Line Margin Read Level Ant Factor Cable Loss Preamp Factor Aux Factor APos TPos Remark MHz dBuV/m dBuV/m dB dBuV dB/m dB dB dB cm deg 1 2363.82 60.18 74.00 -13.82 48.23 31.94 7.07 37.06 10.00 380 265 PEAK	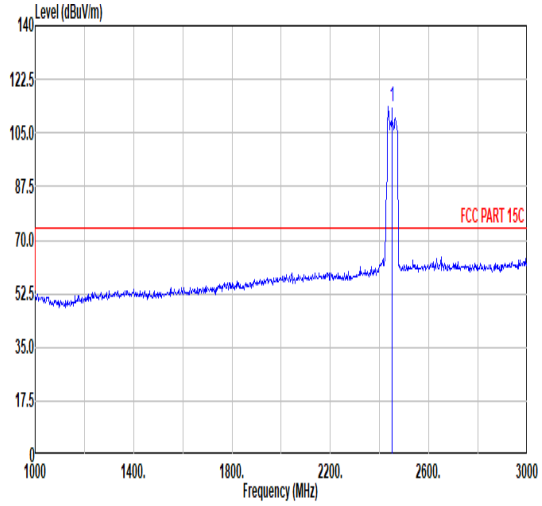 Freq Level Limit Line Margin Read Level Ant Factor Cable Loss Preamp Factor Aux Factor APos TPos Remark MHz dBuV/m dBuV/m dB dBuV dB/m dB dB dB cm deg 1 2452.00 113.81 ------ ------ 101.22 32.37 7.18 36.96 10.00 380 265 PEAK
Avg	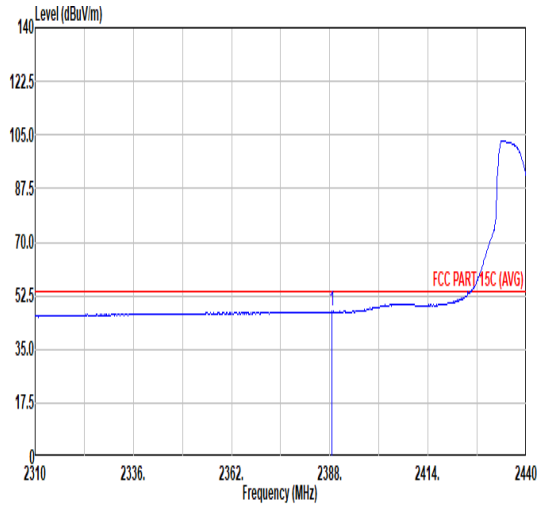 Freq Level Limit Line Margin Read Level Ant Factor Cable Loss Preamp Factor Aux Factor APos TPos Remark MHz dBuV/m dBuV/m dB dBuV dB/m dB dB dB cm deg 1 2388.52 47.31 54.00 -6.69 35.07 32.19 7.10 37.05 10.00 380 265 AVERAGE	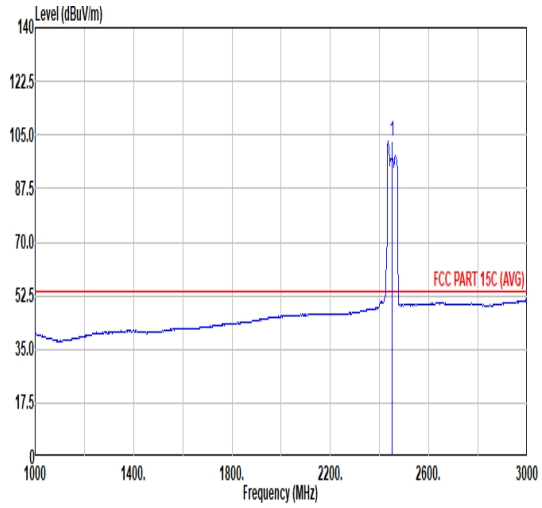 Freq Level Limit Line Margin Read Level Ant Factor Cable Loss Preamp Factor Aux Factor APos TPos Remark MHz dBuV/m dBuV/m dB dBuV dB/m dB dB dB cm deg 1 2452.00 103.02 ------ ------ 90.43 32.37 7.18 36.96 10.00 380 265 AVERAGE

Mode	20	
	Band Edge - R	
	2400-2483.5_802.11BE EHT40_CH09_Full RU _2452MHz	
ANT	TxBF 1S4T	
Pol.	Vertical	Fundamental
Peak	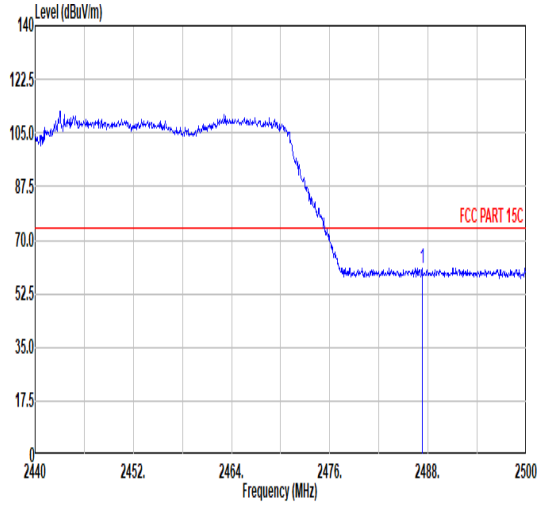 Freq Level Limit Line Margin Read Level Ant Factor Cable Loss Preamp Factor Aux Factor APos TPos Remark MHz dBuV/m dBuV/m dB dBuV dB/m dB dB dB cm deg 1 2487.28 60.84 74.00 -13.16 47.95 32.47 7.26 36.84 10.00 380 265 PEAK	Blank
Avg	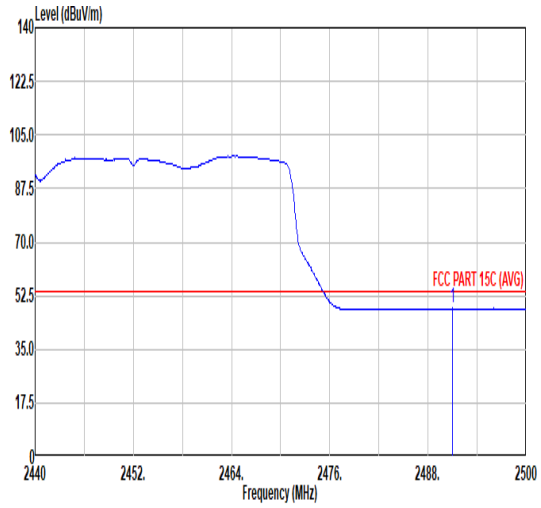 Freq Level Limit Line Margin Read Level Ant Factor Cable Loss Preamp Factor Aux Factor APos TPos Remark MHz dBuV/m dBuV/m dB dBuV dB/m dB dB dB cm deg 1 2491.00 48.37 54.00 -5.63 35.45 32.48 7.27 36.83 10.00 380 265 AVERAGE	Blank

Mode	20	
	Harmonic	
	2400-2483.5_802.11BE EHT40_CH09_Full RU _2452MHz	
ANT	TxBF 1S4T	
Pol.	Horizontal	Vertical
Peak Avg	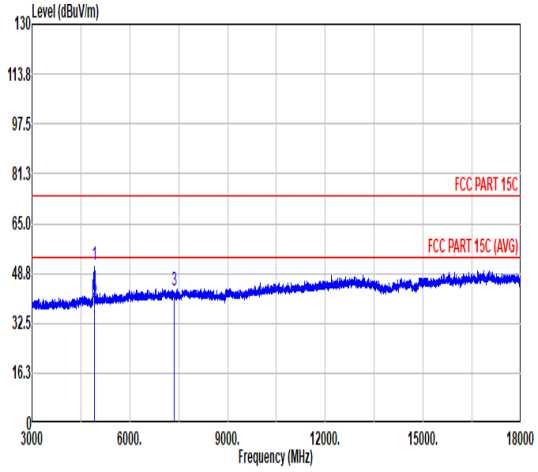 Freq Level Limit Line Margin Read Level Ant Factor Cable Loss Preamp Factor Aux Factor APos TPos Remark MHz dBuV/m dBuV/m dB dBuV dB/m dB dB dB cm deg 1 4904.00 51.64 74.00 -22.36 72.69 34.17 10.33 65.55 0.00 250 62 PEAK 2 4904.00 39.45 54.00 -14.55 60.50 34.17 10.33 65.55 0.00 250 62 AVERAGE 3 7356.00 43.37 74.00 -30.63 61.25 35.80 12.73 66.41 0.00 --- --- PEAK	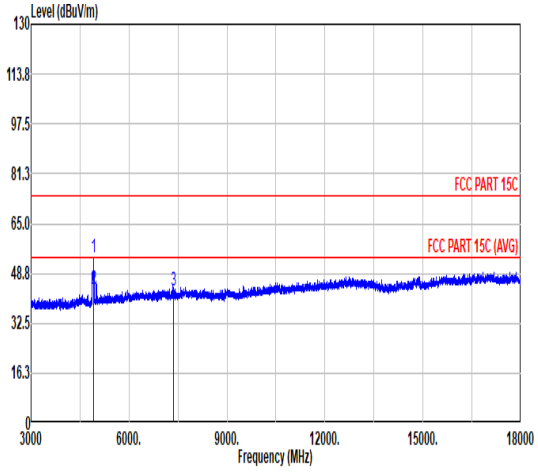 Freq Level Limit Line Margin Read Level Ant Factor Cable Loss Preamp Factor Aux Factor APos TPos Remark MHz dBuV/m dBuV/m dB dBuV dB/m dB dB dB cm deg 1 4904.00 54.19 74.00 -19.81 75.24 34.17 10.33 65.55 0.00 103 90 PEAK 2 4904.00 43.59 54.00 -10.41 64.64 34.17 10.33 65.55 0.00 103 90 AVERAGE 3 7356.00 43.16 74.00 -30.84 61.04 35.80 12.73 66.41 0.00 --- --- PEAK

Mode	21	
	Band Edge - L	
	2400-2483.5_802.11BE EHT20_CH2_Full RU _MHz	
ANT	TxBF 1S4T	
Pol.	Horizontal	Fundamental
Peak	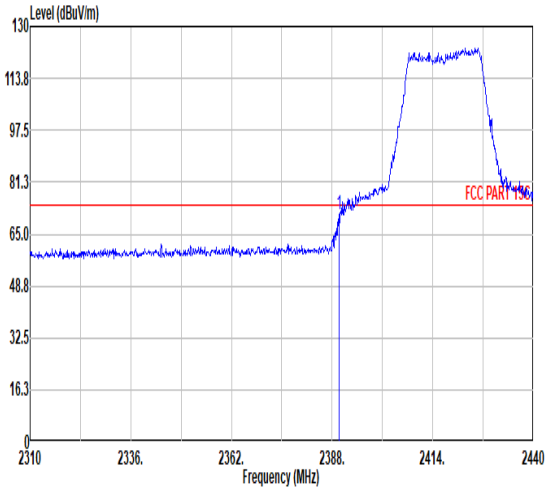 Freq Level Limit Line Margin Read Level Ant Factor Cable Loss Preamp Factor Aux Factor APos TPos Remark MHz dBuV/m dBuV/m dB dBuV dB/m dB dB dB cm deg 1 2389.82 71.32 74.00 -2.68 63.06 32.20 7.11 37.05 6.00 300 21 PEAK	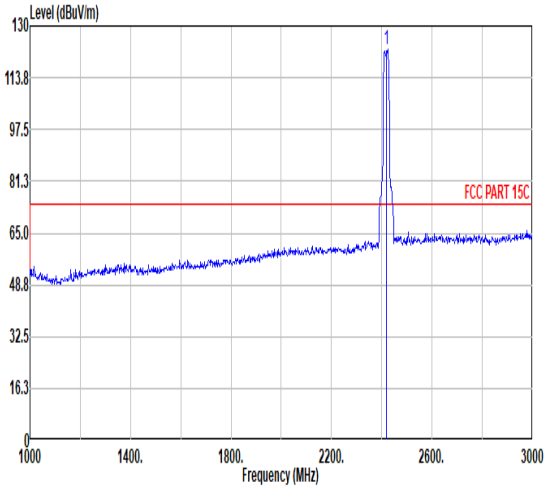 Freq Level Limit Line Margin Read Level Ant Factor Cable Loss Preamp Factor Aux Factor APos TPos Remark MHz dBuV/m dBuV/m dB dBuV dB/m dB dB dB cm deg 1 2417.00 122.69 ------ ------ 114.17 32.35 7.16 36.99 6.00 300 21 PEAK
Avg	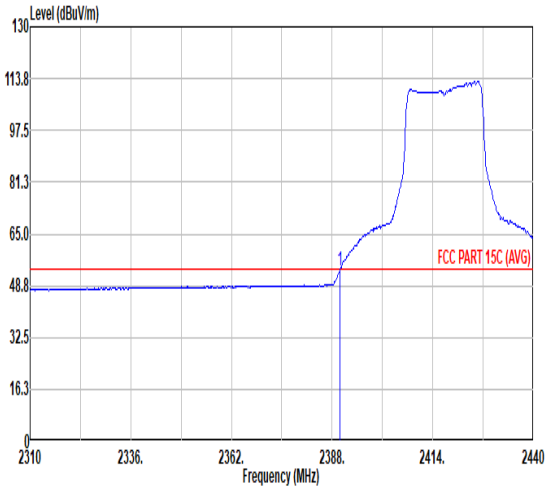 Freq Level Limit Line Margin Read Level Ant Factor Cable Loss Preamp Factor Aux Factor APos TPos Remark MHz dBuV/m dBuV/m dB dBuV dB/m dB dB dB cm deg 1 2389.95 53.37 54.00 -0.63 45.11 32.20 7.11 37.05 6.00 300 21 AVERAGE	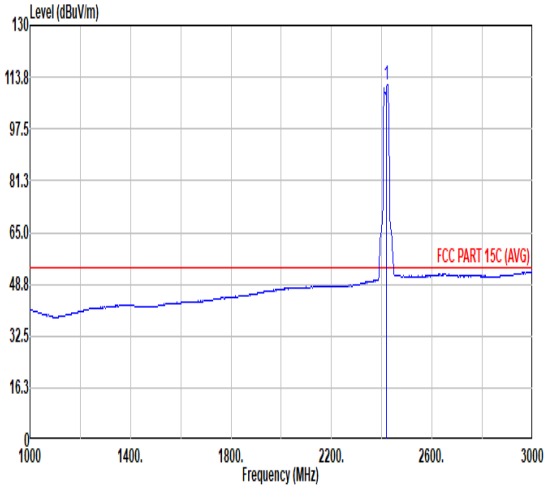 Freq Level Limit Line Margin Read Level Ant Factor Cable Loss Preamp Factor Aux Factor APos TPos Remark MHz dBuV/m dBuV/m dB dBuV dB/m dB dB dB cm deg 1 2417.00 111.57 ------ ------ 103.04 32.35 7.16 36.98 6.00 300 21 AVERAGE

Mode	21	
	Band Edge	
	2400-2483.5_802.11BE EHT20_CH2_Full RU _MHz	
ANT	TxBF 1S4T	
Pol.	Vertical	Fundamental
Peak	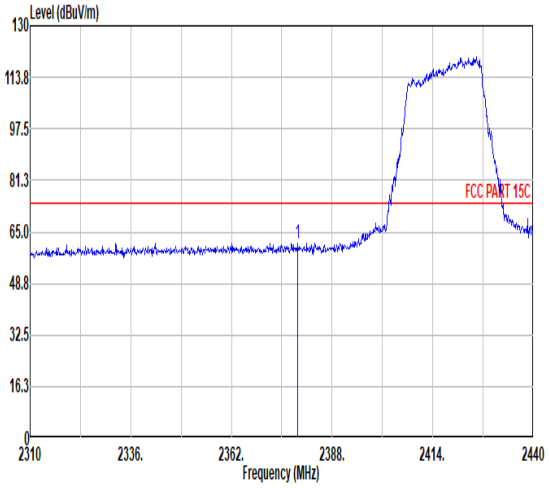 Freq Level Limit Line Margin Read Level Ant Factor Cable Loss Preamp Factor Aux Factor APos TPos Remark MHz dBuV/m dBuV/m dB dBuV dB/m dB dB dB cm deg 1 2379.16 61.49 74.00 -12.51 53.36 32.09 7.09 37.05 6.00 130 54 PEAK	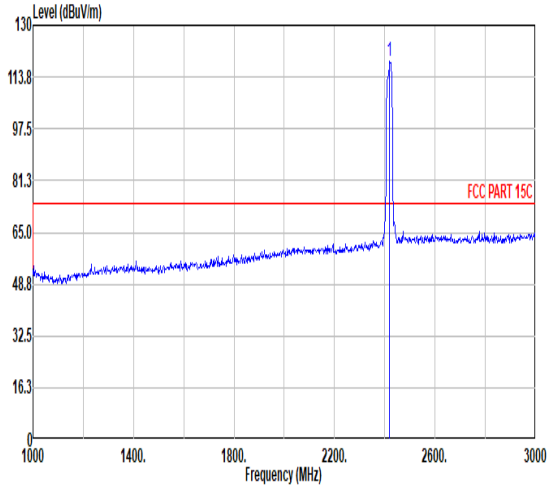 Freq Level Limit Line Margin Read Level Ant Factor Cable Loss Preamp Factor Aux Factor APos TPos Remark MHz dBuV/m dBuV/m dB dBuV dB/m dB dB dB cm deg 1 2417.00 118.62 ------ ------ 110.12 32.34 7.15 36.99 6.00 130 54 PEAK
Avg	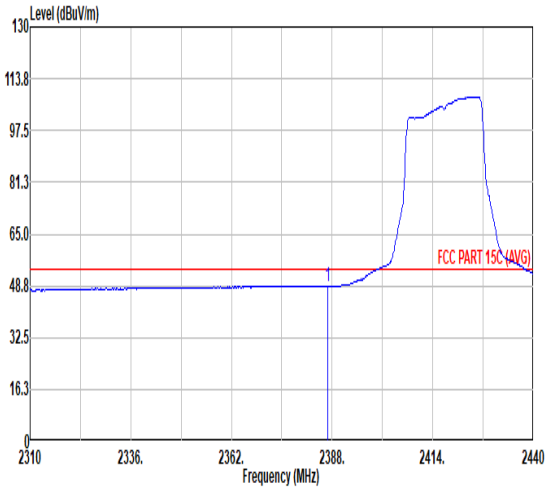 Freq Level Limit Line Margin Read Level Ant Factor Cable Loss Preamp Factor Aux Factor APos TPos Remark MHz dBuV/m dBuV/m dB dBuV dB/m dB dB dB cm deg 1 2386.83 48.80 54.00 -5.20 40.58 32.17 7.10 37.05 6.00 130 54 AVERAGE	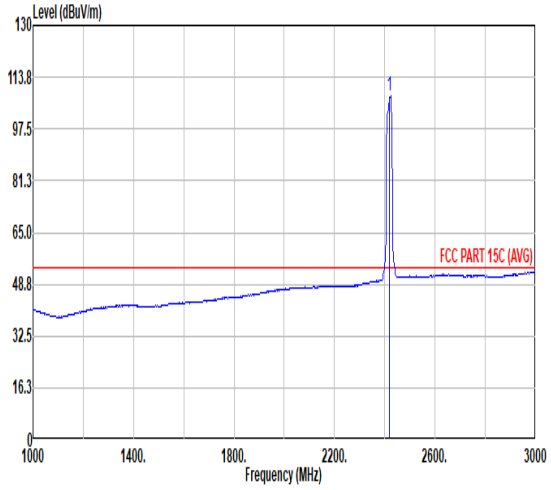 Freq Level Limit Line Margin Read Level Ant Factor Cable Loss Preamp Factor Aux Factor APos TPos Remark MHz dBuV/m dBuV/m dB dBuV dB/m dB dB dB cm deg 1 2417.00 108.02 ------ ------ 99.49 32.35 7.16 36.98 6.00 130 54 AVERAGE

Mode	21	
	Harmonic	
	2400-2483.5_802.11BE EHT20_CH2_Full RU _MHz	
ANT	TxBF 1S4T	
Pol.	Horizontal	Vertical
Peak Avg	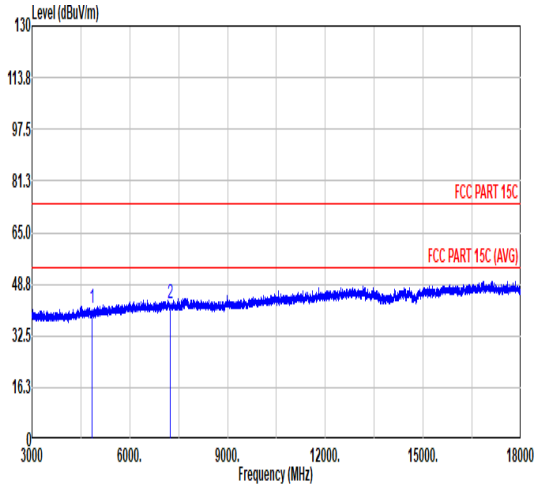 Freq Level Limit Line Margin Read Level Ant Factor Cable Loss Preamp Factor Aux Factor APos TPos Remark MHz dBuV/m dBuV/m dB dBuV dB/m dB dB dB cm deg 1 4834.00 41.25 74.00 -32.75 62.40 34.11 10.24 65.50 0.00 --- --- PEAK 2 7251.00 42.44 74.00 -31.56 60.16 35.70 12.72 66.14 0.00 --- --- PEAK	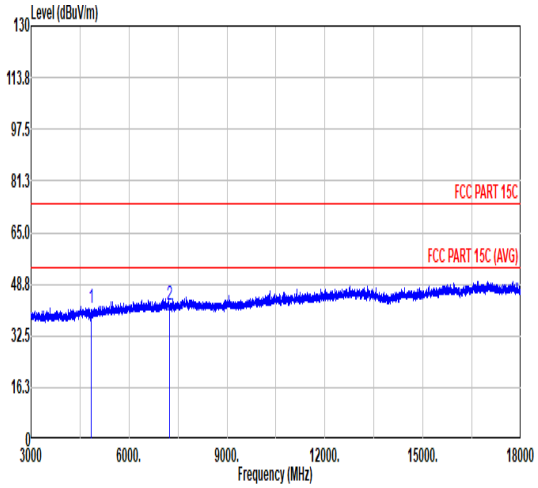 Freq Level Limit Line Margin Read Level Ant Factor Cable Loss Preamp Factor Aux Factor APos TPos Remark MHz dBuV/m dBuV/m dB dBuV dB/m dB dB dB cm deg 1 4834.00 41.42 74.00 -32.58 62.57 34.11 10.24 65.50 0.00 --- --- PEAK 2 7251.00 42.39 74.00 -31.61 60.11 35.70 12.72 66.14 0.00 --- --- PEAK

Mode	22	
	Band Edge	
	2400-2483.5_802.11BE EHT20_CH3_Full RU _MHz	
ANT	TxBF 1S4T	
Pol.	Horizontal	Fundamental
Peak	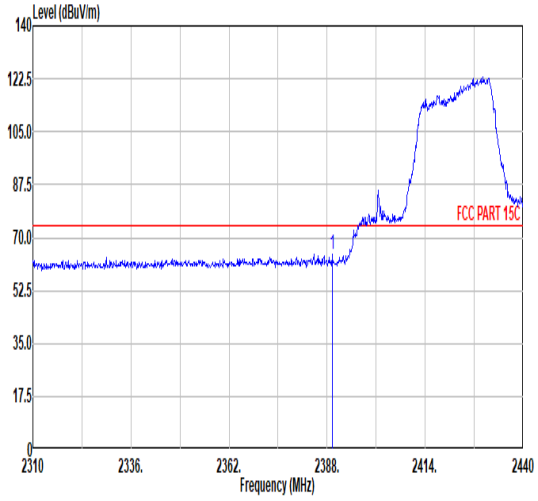 Freq Level Limit Line Margin Read Level Ant Factor Cable Loss Preamp Factor Aux Factor APos TPos Remark MHz dBuV/m dBuV/m dB dBuV dB/m dB dB dB cm deg 1 2389.30 64.47 74.00 -9.53 52.23 32.19 7.10 37.05 10.00 130 360 PEAK	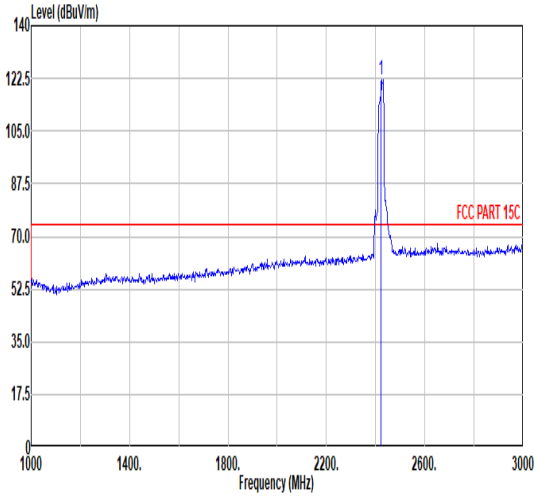 Freq Level Limit Line Margin Read Level Ant Factor Cable Loss Preamp Factor Aux Factor APos TPos Remark MHz dBuV/m dBuV/m dB dBuV dB/m dB dB dB cm deg 1 2422.00 122.23 ------ ------ 109.67 32.36 7.17 36.97 10.00 130 360 PEAK
Avg	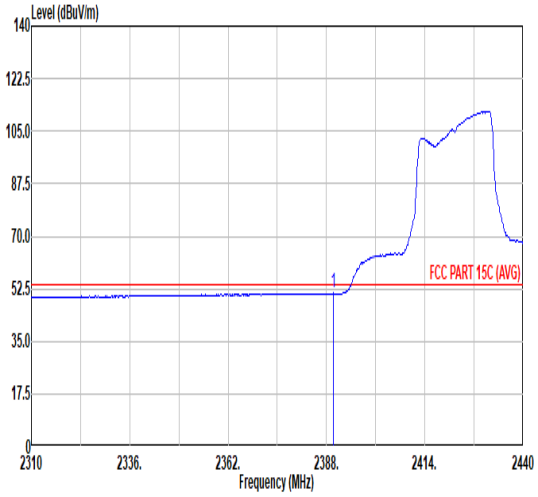 Freq Level Limit Line Margin Read Level Ant Factor Cable Loss Preamp Factor Aux Factor APos TPos Remark MHz dBuV/m dBuV/m dB dBuV dB/m dB dB dB cm deg 1 2389.82 51.00 54.00 -3.00 38.74 32.20 7.11 37.05 10.00 130 360 AVERAGE	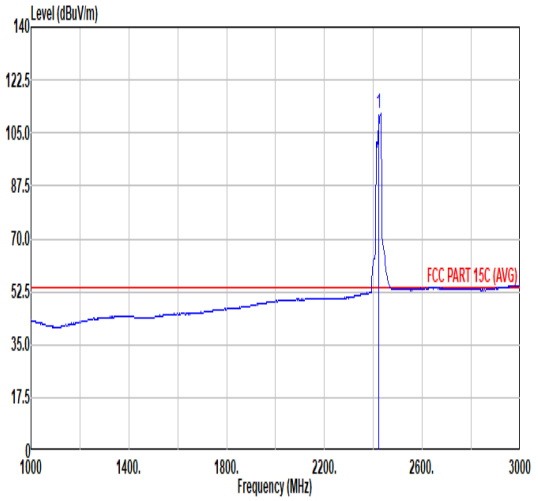 Freq Level Limit Line Margin Read Level Ant Factor Cable Loss Preamp Factor Aux Factor APos TPos Remark MHz dBuV/m dBuV/m dB dBuV dB/m dB dB dB cm deg 1 2422.00 111.50 ------ ------ 98.94 32.36 7.17 36.97 10.00 130 360 AVERAGE

Mode	22	
	Band Edge	
	2400-2483.5_802.11BE EHT20_CH3_Full RU _MHz	
ANT	TxBF 1S4T	
Pol.	Vertical	Fundamental
Peak	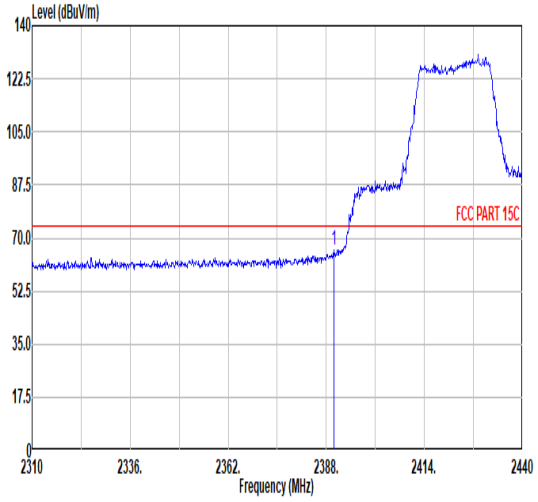 Freq Level Limit Line Margin Read Level Ant Factor Cable Loss Preamp Factor Aux Factor APos TPos Remark MHz dBuV/m dBuV/m dB dBuV dB/m dB dB dB cm deg 1 2389.95 66.08 74.00 -7.92 53.82 32.20 7.11 37.05 10.00 106 0 PEAK	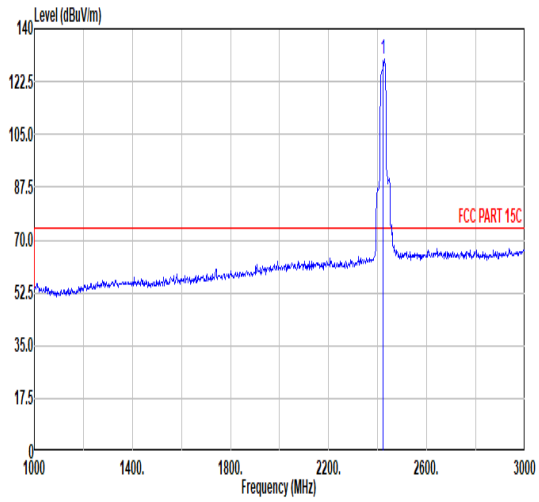 Freq Level Limit Line Margin Read Level Ant Factor Cable Loss Preamp Factor Aux Factor APos TPos Remark MHz dBuV/m dBuV/m dB dBuV dB/m dB dB dB cm deg 1 2422.00 130.13 ------ ------ 117.58 32.36 7.17 36.98 10.00 106 0 PEAK
Avg	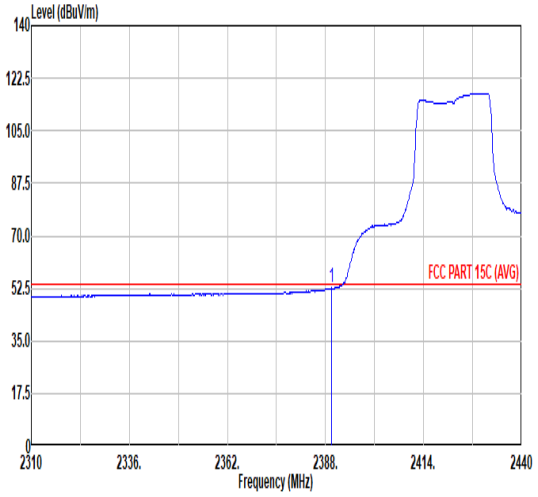 Freq Level Limit Line Margin Read Level Ant Factor Cable Loss Preamp Factor Aux Factor APos TPos Remark MHz dBuV/m dBuV/m dB dBuV dB/m dB dB dB cm deg 1 2389.56 52.61 54.00 -1.39 40.36 32.20 7.10 37.05 10.00 106 0 AVERAGE	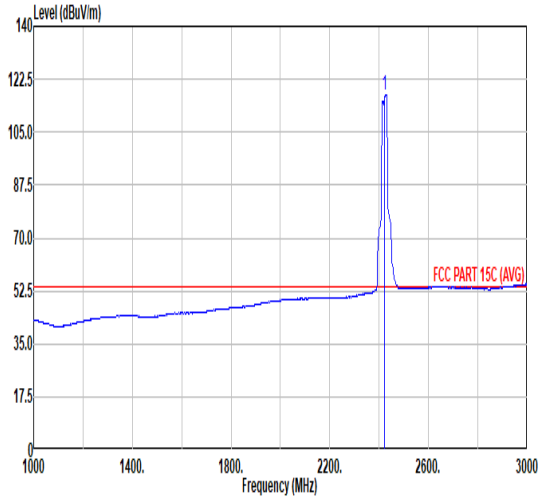 Freq Level Limit Line Margin Read Level Ant Factor Cable Loss Preamp Factor Aux Factor APos TPos Remark MHz dBuV/m dBuV/m dB dBuV dB/m dB dB dB cm deg 1 2422.00 117.43 ------ ------ 104.88 32.36 7.17 36.98 10.00 106 0 AVERAGE

Mode	22	
	Harmonic	
	2400-2483.5_802.11BE EHT20_CH3_Full RU _MHz	
ANT	TxBF 1S4T	
Pol.	Horizontal	Vertical
Peak Avg	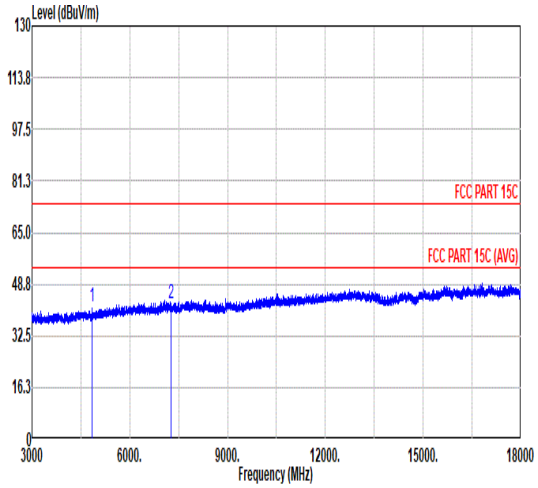 Freq Level Limit Line Margin Read Level Ant Factor Cable Loss Preamp Factor Aux Factor APos TPos Remark MHz dBuV/m dBuV/m dB dBuV dB/m dB dB dB cm deg 1 4844.00 41.62 74.00 -32.38 62.76 34.12 10.25 65.51 0.00 --- --- PEAK 2 7266.00 42.54 74.00 -31.46 60.30 35.70 12.72 66.18 0.00 --- --- PEAK	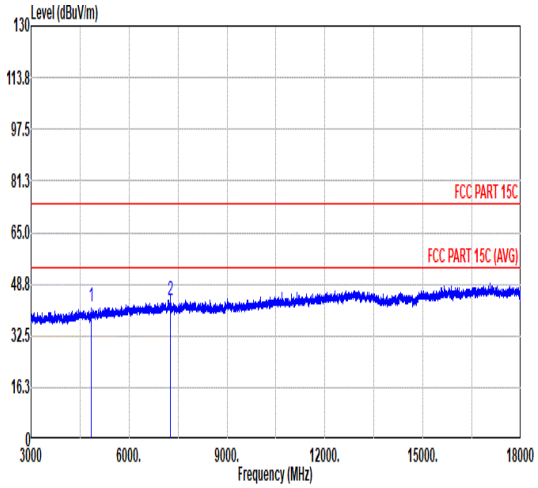 Freq Level Limit Line Margin Read Level Ant Factor Cable Loss Preamp Factor Aux Factor APos TPos Remark MHz dBuV/m dBuV/m dB dBuV dB/m dB dB dB cm deg 1 4844.00 41.67 74.00 -32.33 62.81 34.12 10.25 65.51 0.00 --- --- PEAK 2 7266.00 43.57 74.00 -30.43 61.33 35.70 12.72 66.18 0.00 --- --- PEAK