Appendix D. Duty Cycle Plots

Antenna	Band	Duty Cycle(%)	T(ms)	1/T(kHz)	VBW Setting
1+2+3+4	802.11a	98.99	-	-	10Hz
1+2+3+4	802.11be EHT20	97.90	5.447	0.184	0.2KHz
1+2+3+4	802.11be EHT40	97.13	5.420	0.185	0.2KHz
1+2+3+4	802.11be EHT80	97.56	5.395	0.185	0.2kHz
1+2+3+4	802.11be EHT160	97.84	5.445	0.184	0.2KHz
1+2+3+4	802.11be EHT20 RU 52	90.63	5.220	0.192	0.2kHz
1+2+3+4	802.11be EHT80 Puncturing 20M, Loc 1	98.06	-	-	10Hz
1+2+3+4	802.11be EHT80 Puncturing 20M, Loc 4	96.79	5.435	0.184	0.2kHz
1+2+3+4	802.11be EHT160 Puncturing 20M, Loc 8	97.81	5.440	0.184	0.2kHz
1+2+3+4	802.11be EHT160 Puncturing 40M, Loc 4	97.84	5.440	0.184	0.2KHz
1+2+3+4	802.11be EHT20-TXBF	95.19	2.97	0.337	0.36KHz
1+2+3+4	802.11be EHT40-TXBF	96.34	3.68	0.272	0.3KHz
1+2+3+4	802.11be EHT80-TXBF	96.03	3.87	0.258	0.27kHz
1+2+3+4	802.11be EHT160-TXBF	95.48	3.848	0.260	0.27kHz

Note: Loc：Puncture Location.

802.11a

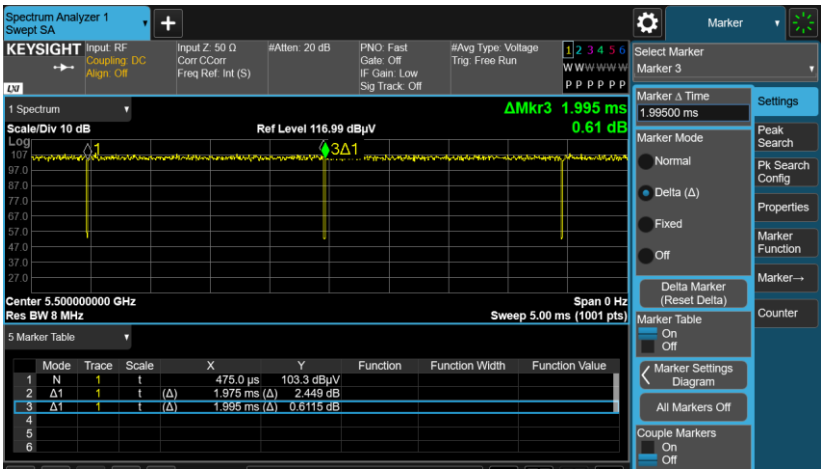

802.11be EHT20

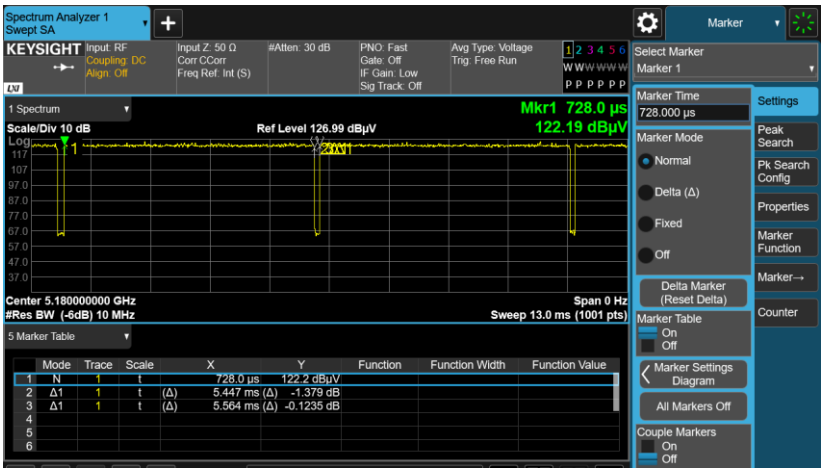

802.11be EHT40

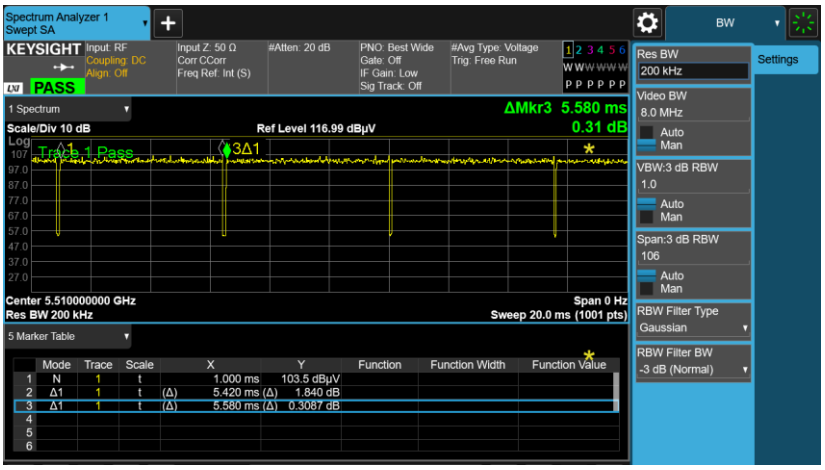

802.11be EHT80

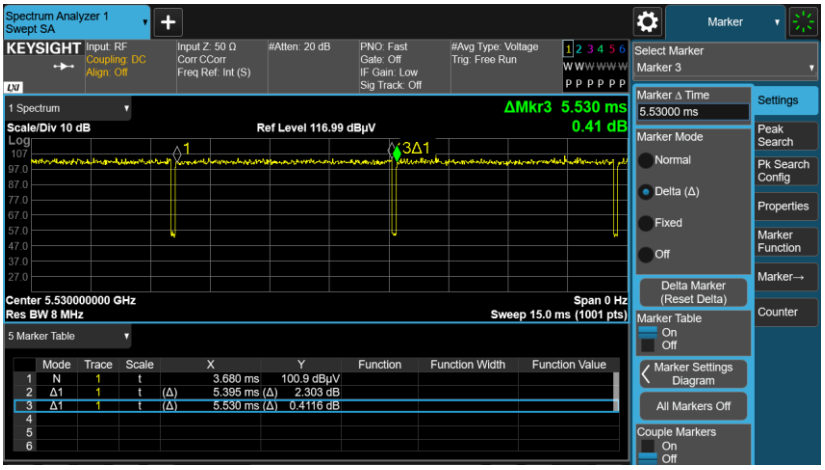

802.11be EHT160

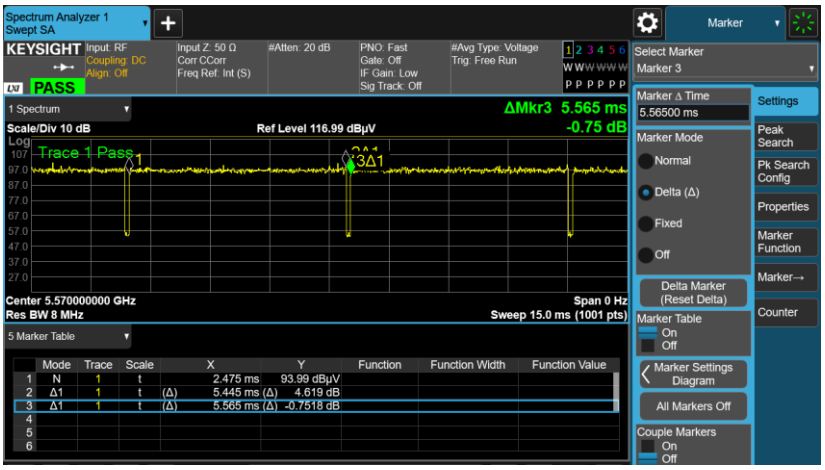

802.11be EHT20 RU 52

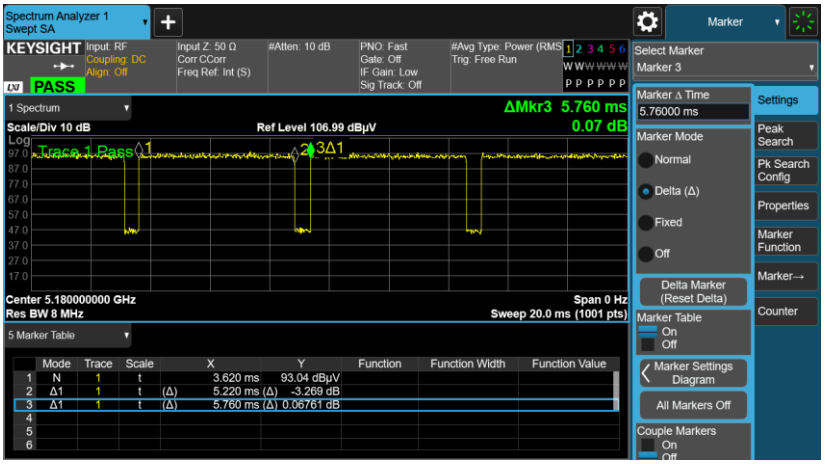

802.11be EHT80 Puncturing 20M, Loc 1

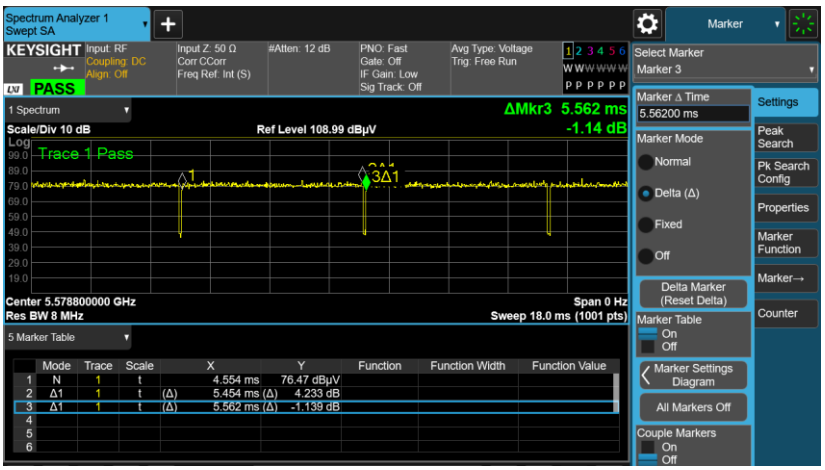

802.11be EHT80 Puncturing 20M, Loc 4

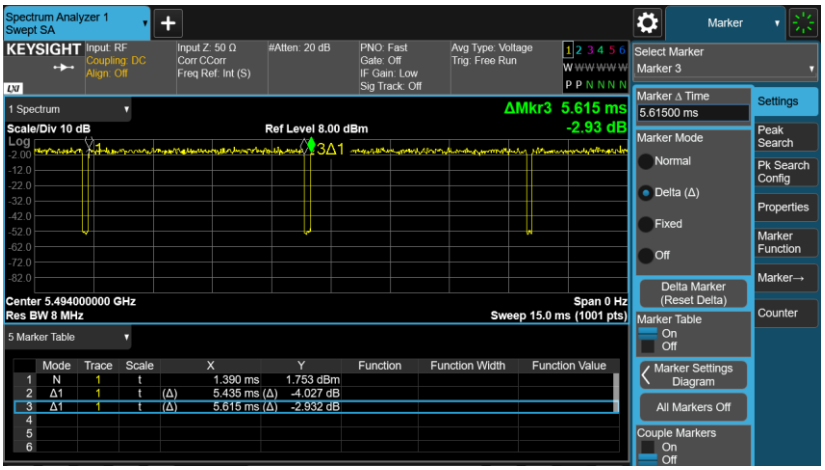

802.11be EHT160 Puncturing 20M, Loc 8

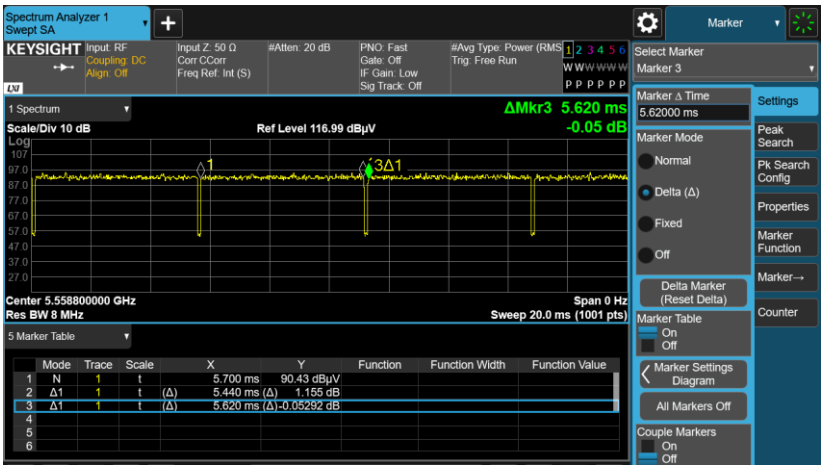

802.11be EHT160 Puncturing 20M, Loc 4

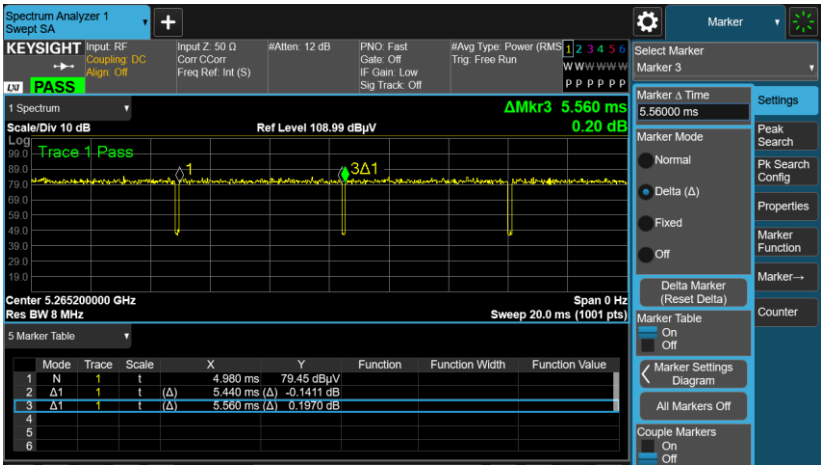

802.11be EHT20-TXBF

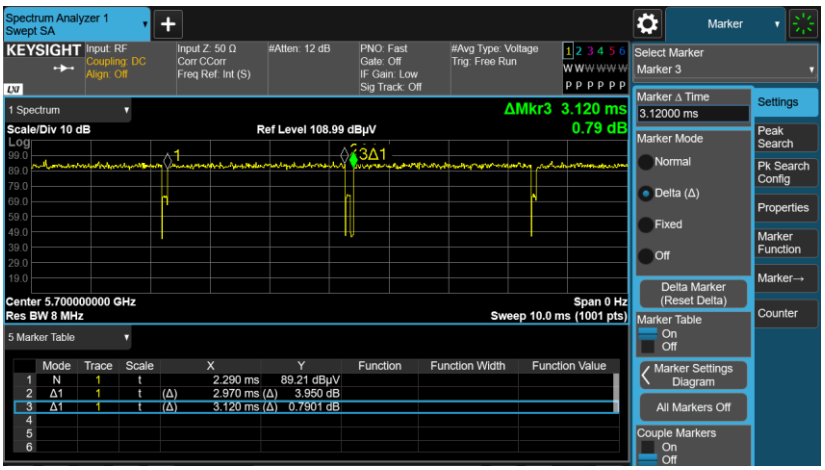

802.11be EHT40-TXBF

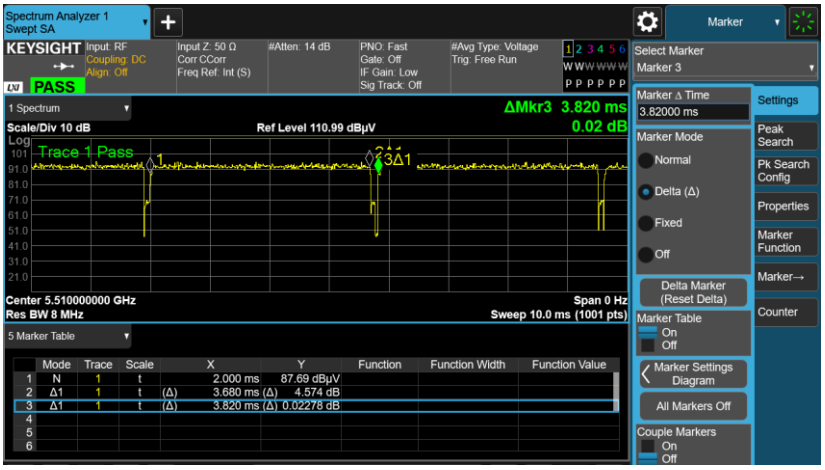

802.11be EHT80-TXBF

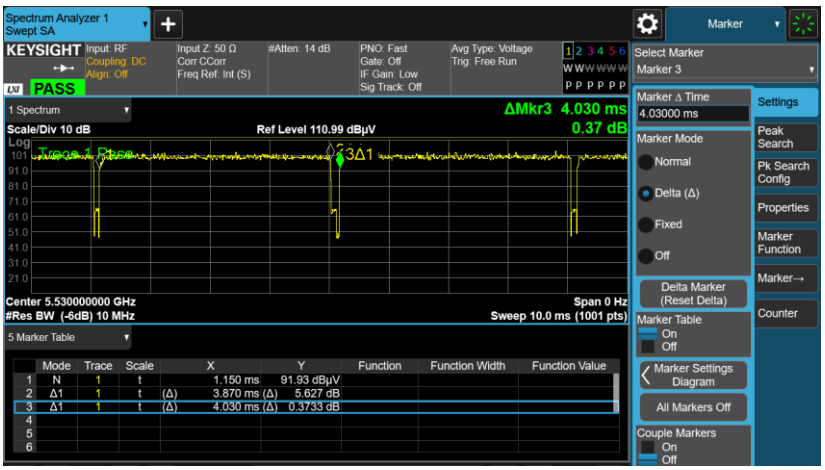
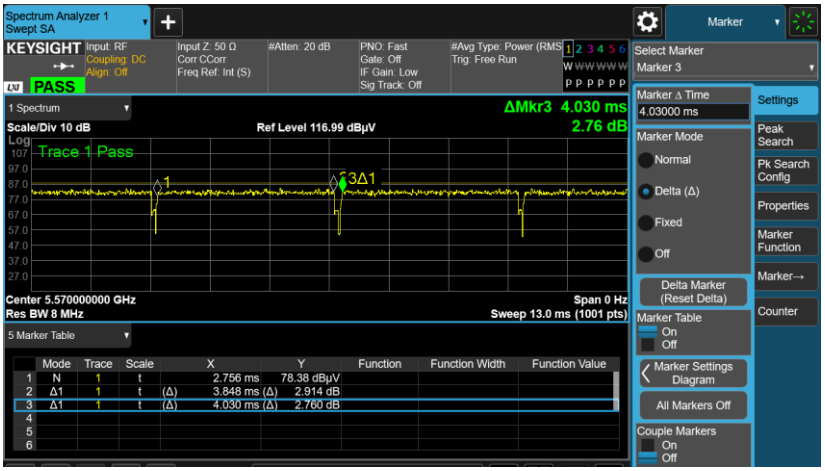
802.11be EHT160-TXBF