U-NII-3, 802.11n HT20, Channel No.: 149

U-NII-3, 802.11n HT40, Channel No.: 151

U-NII-3, 802.11n HT20, Channel No.: 157

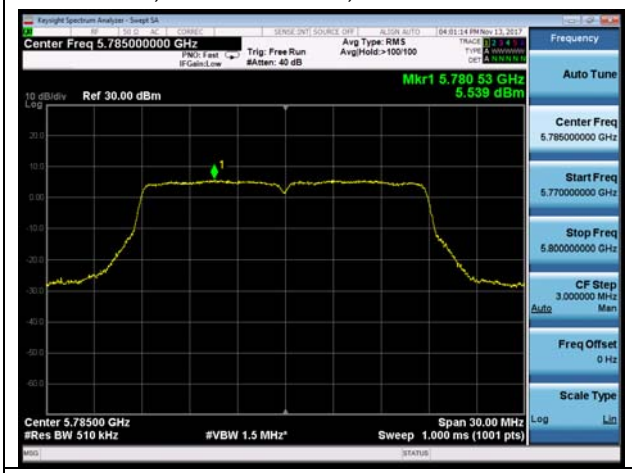

U-NII-3, 802.11n HT40, Channel No.: 159

U-NII-3, 802.11n HT20, Channel No.: 165

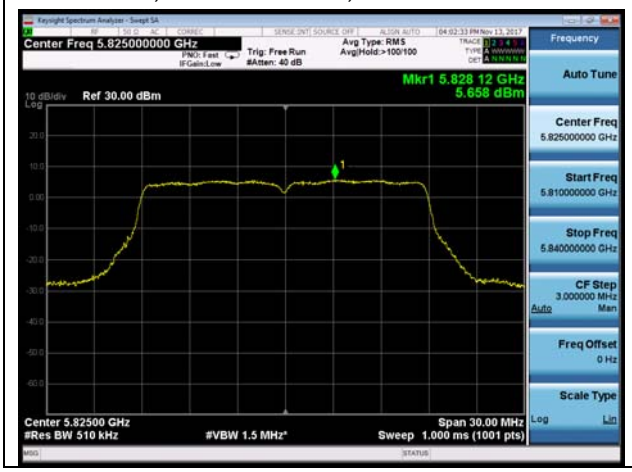

U-NII-3, 802.11ac HT40, Channel No.: 151

This report shall not be reproduced except in full, without the written approval of TA Technology (Shanghai) Co., Ltd.

U-NII-3, 802.11ac HT20, Channel No.: 149

U-NII-3, 802.11ac HT40, Channel No.: 159

U-NII-3, 802.11ac HT20, Channel No.: 157

U-NII-3, 802.11ac HT80, Channel No.: 155

U-NII-3, 802.11ac HT20, Channel No.: 165

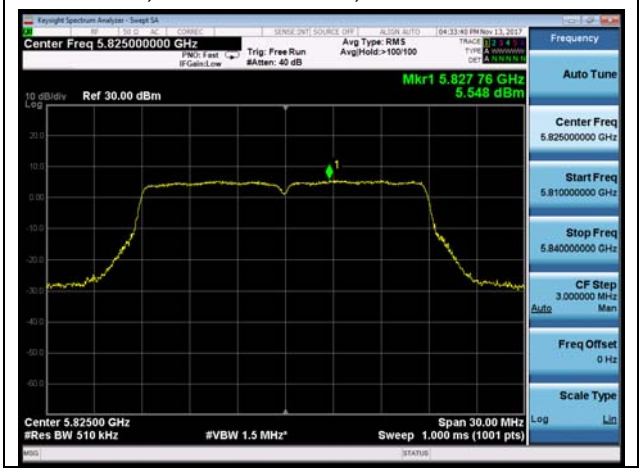

This report shall not be reproduced except in full, without the written approval of TA Technology (Shanghai) Co., Ltd.

MIMO Antenna 2

U-NII-1, 802.11n HT20, Channel No.: 36

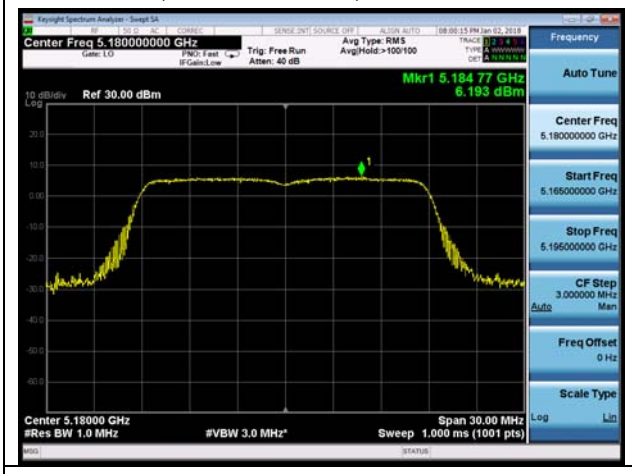

U-NII-1, 802.11n HT40, Channel No.: 38

U-NII-1, 802.11n HT20, Channel No.: 40

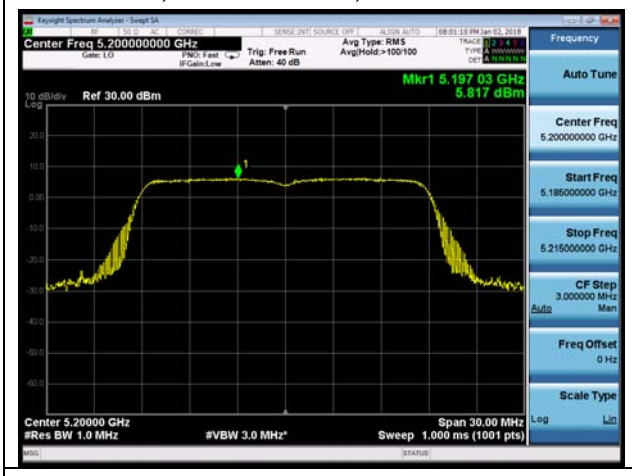

U-NII-1, 802.11n HT40, Channel No.: 46

U-NII-1, 802.11n HT20, Channel No.: 48

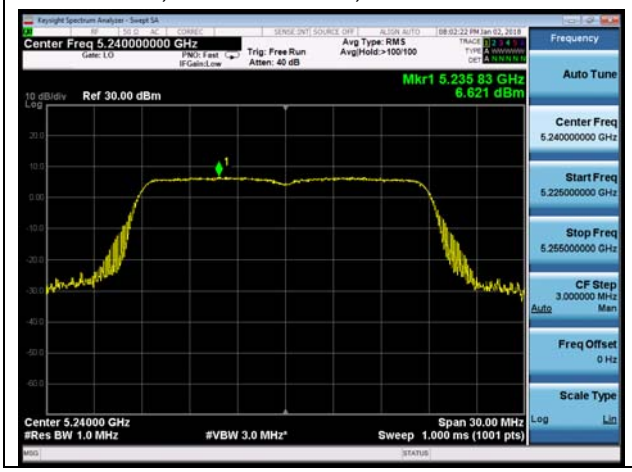

U-NII-1, 802.11ac HT40, Channel No.: 38

This report shall not be reproduced except in full, without the written approval of TA Technology (Shanghai) Co., Ltd.

U-NII-1, 802.11ac HT20, Channel No.: 36

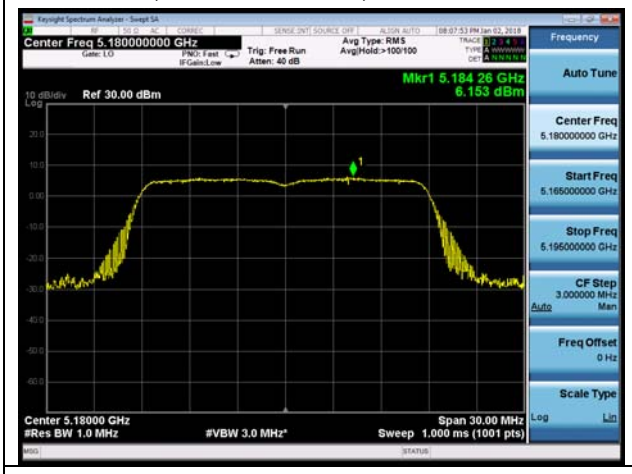

U-NII-1, 802.11ac HT40, Channel No.: 46

U-NII-1, 802.11ac HT20, Channel No.: 40

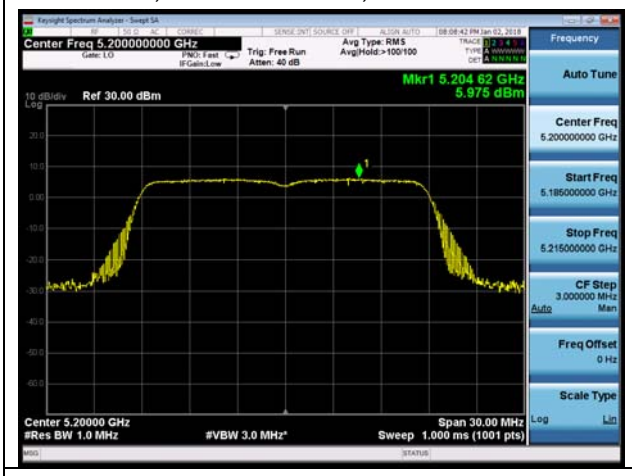

U-NII-1, 802.11ac HT80, Channel No.: 42

U-NII-1, 802.11ac HT20, Channel No.: 48

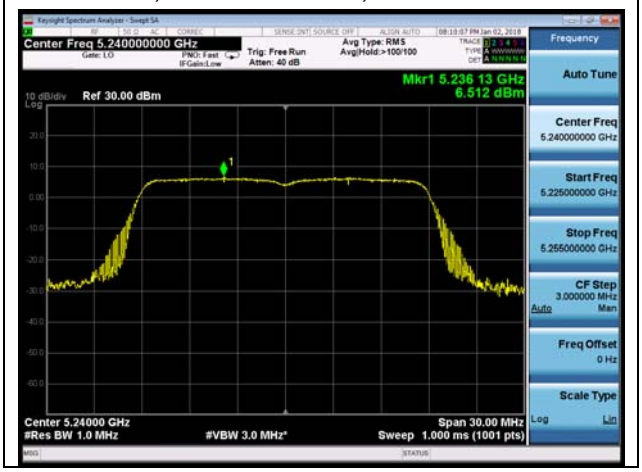

This report shall not be reproduced except in full, without the written approval of TA Technology (Shanghai) Co., Ltd.

U-NII-3, 802.11n HT20, Channel No.: 149

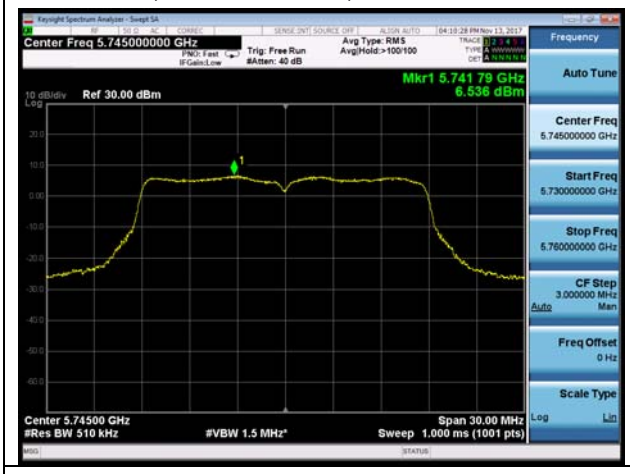

U-NII-3, 802.11n HT40, Channel No.: 151

U-NII-3, 802.11n HT20, Channel No.: 157

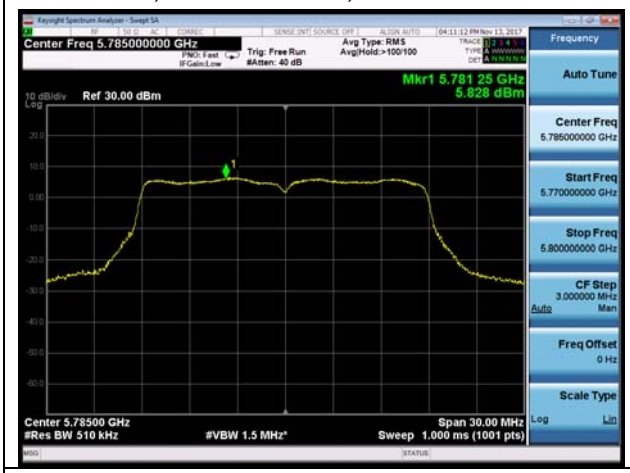

U-NII-3, 802.11n HT40, Channel No.: 159

U-NII-3, 802.11n HT20, Channel No.: 165

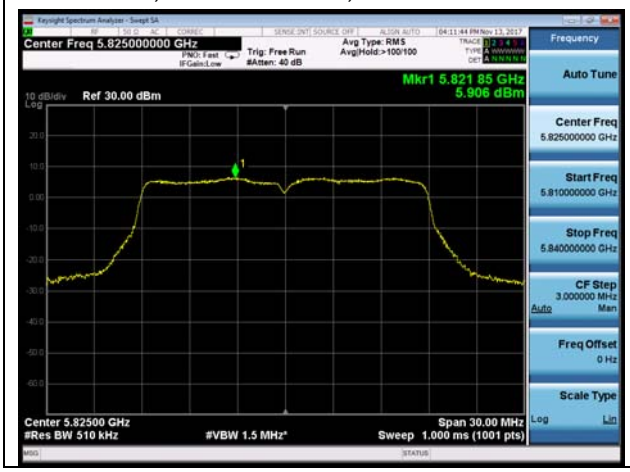

U-NII-3, 802.11ac HT40, Channel No.: 151

This report shall not be reproduced except in full, without the written approval of TA Technology (Shanghai) Co., Ltd.

U-NII-3, 802.11ac HT20, Channel No.: 149

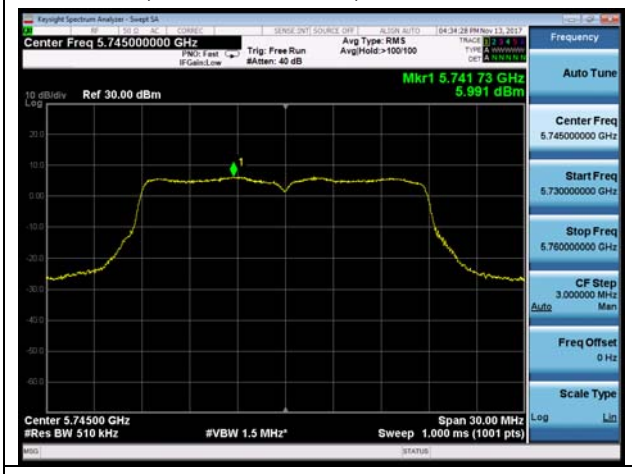

U-NII-3, 802.11ac HT40, Channel No.: 159

U-NII-3, 802.11ac HT20, Channel No.: 157

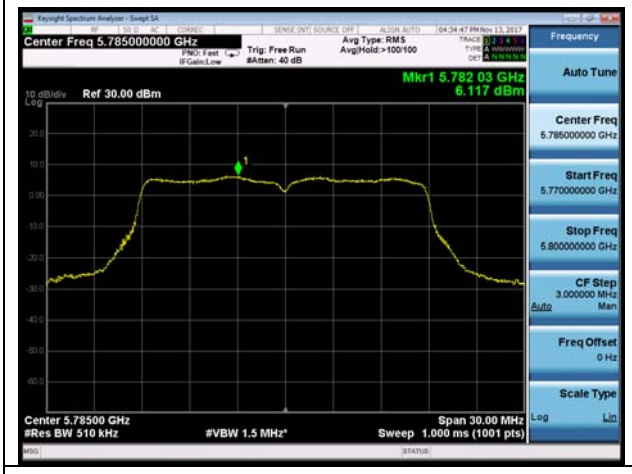

U-NII-3, 802.11ac HT80, Channel No.: 155

U-NII-3, 802.11ac HT20, Channel No.: 165

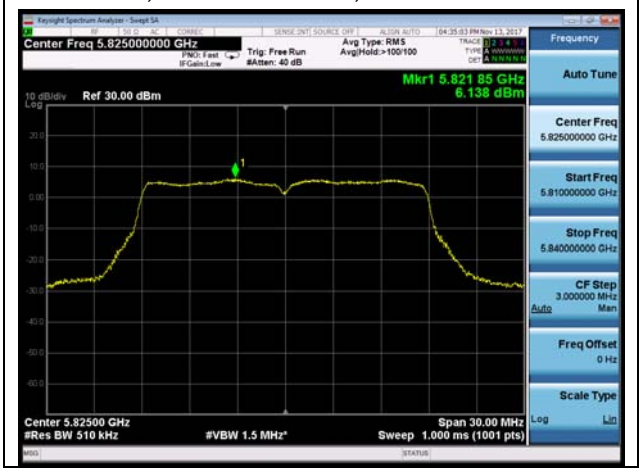

This report shall not be reproduced except in full, without the written approval of TA Technology (Shanghai) Co., Ltd.

MIMO Antenna 3

U-NII-1, 802.11n HT20, Channel No.: 36

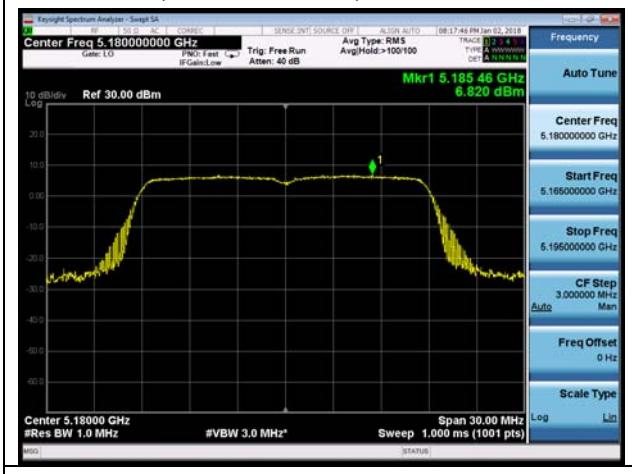

U-NII-1, 802.11n HT40, Channel No.: 38

U-NII-1, 802.11n HT20, Channel No.: 40

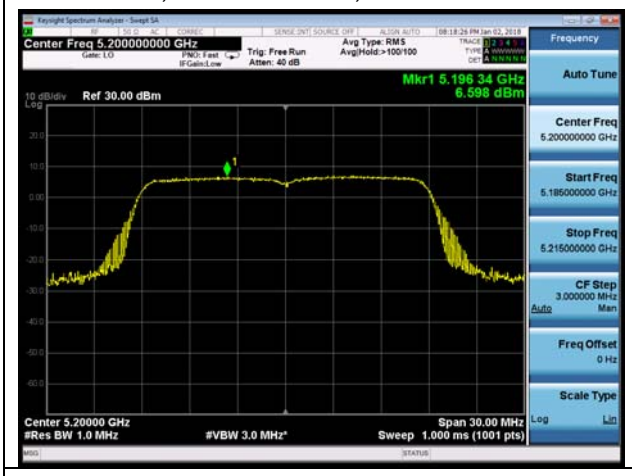

U-NII-1, 802.11n HT40, Channel No.: 46

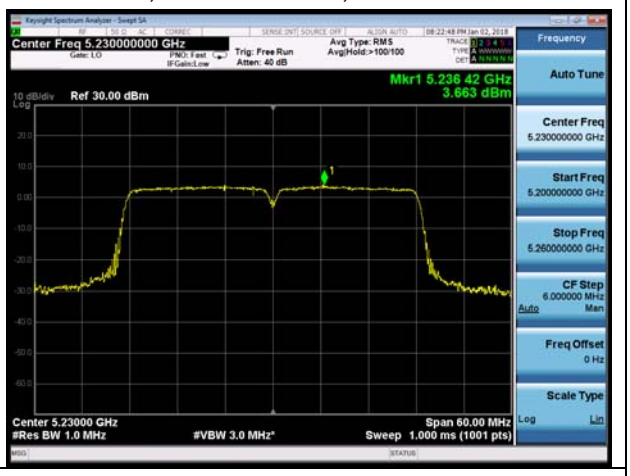

U-NII-1, 802.11n HT20, Channel No.: 48

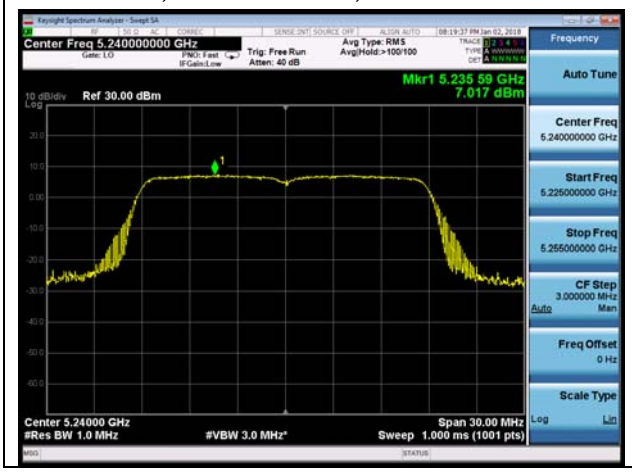

U-NII-1, 802.11ac HT40, Channel No.: 38

This report shall not be reproduced except in full, without the written approval of TA Technology (Shanghai) Co., Ltd.

U-NII-1, 802.11ac HT20, Channel No.: 36

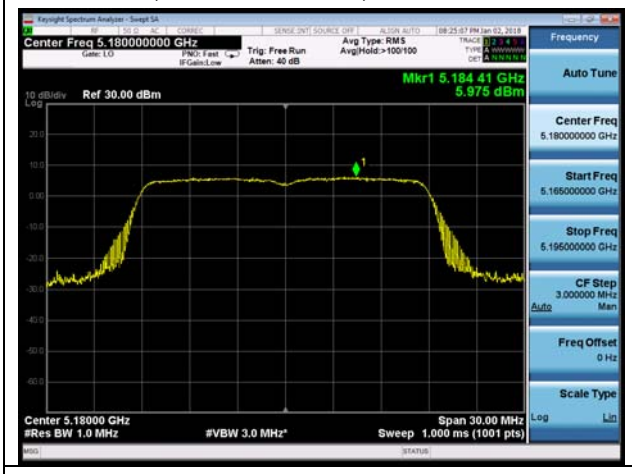

U-NII-1, 802.11ac HT40, Channel No.: 46

U-NII-1, 802.11ac HT20, Channel No.: 40

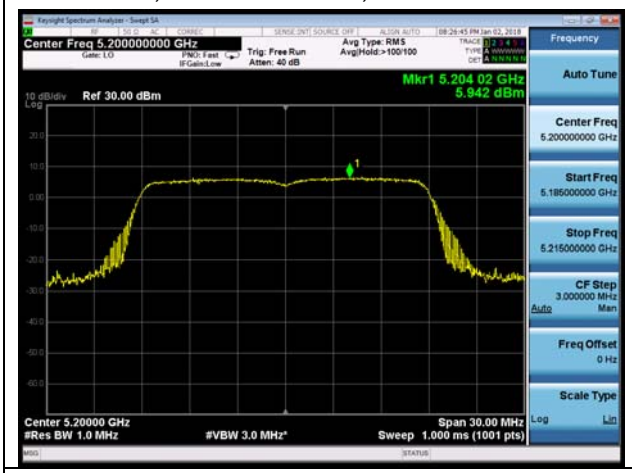

U-NII-1, 802.11ac HT80, Channel No.: 42

U-NII-1, 802.11ac HT20, Channel No.: 48

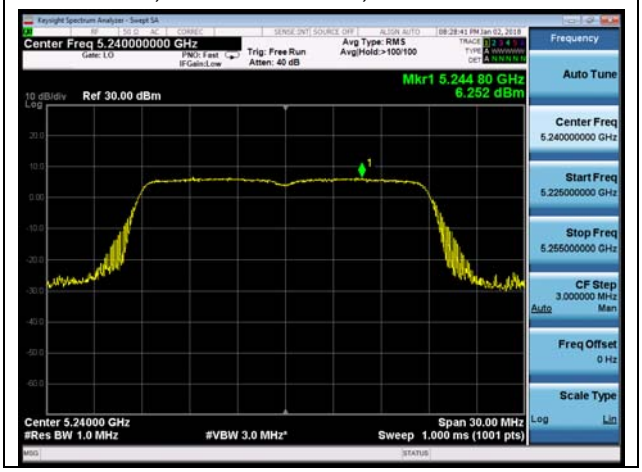

This report shall not be reproduced except in full, without the written approval of TA Technology (Shanghai) Co., Ltd.

U-NII-3, 802.11n HT20, Channel No.: 149

U-NII-3, 802.11n HT40, Channel No.: 151

U-NII-3, 802.11n HT20, Channel No.: 157

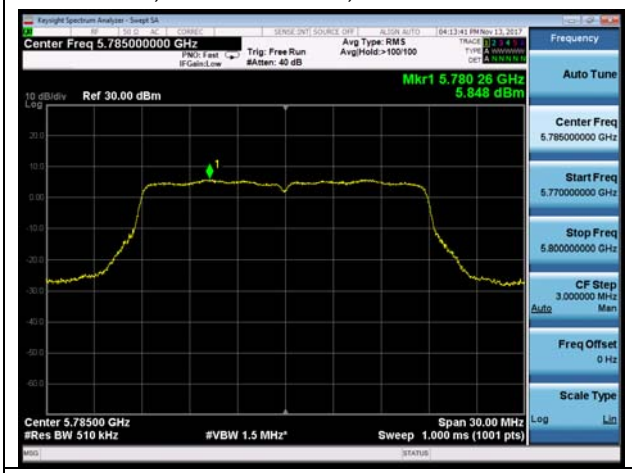

U-NII-3, 802.11n HT40, Channel No.: 159

U-NII-3, 802.11n HT20, Channel No.: 165

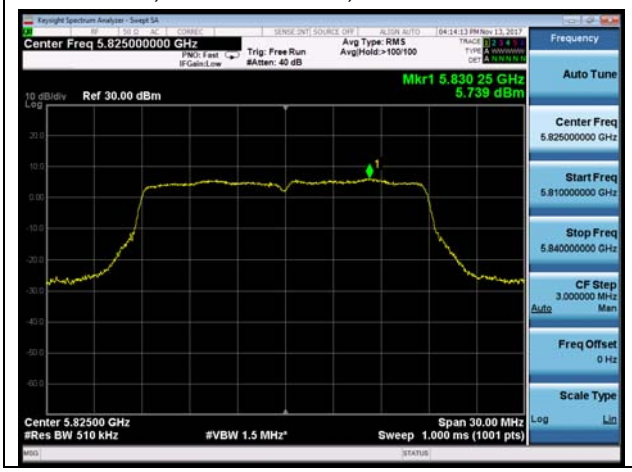

U-NII-3, 802.11ac HT40, Channel No.: 151

This report shall not be reproduced except in full, without the written approval of TA Technology (Shanghai) Co., Ltd.

U-NII-3, 802.11ac HT20, Channel No.: 149

U-NII-3, 802.11ac HT40, Channel No.: 159

U-NII-3, 802.11ac HT20, Channel No.: 157

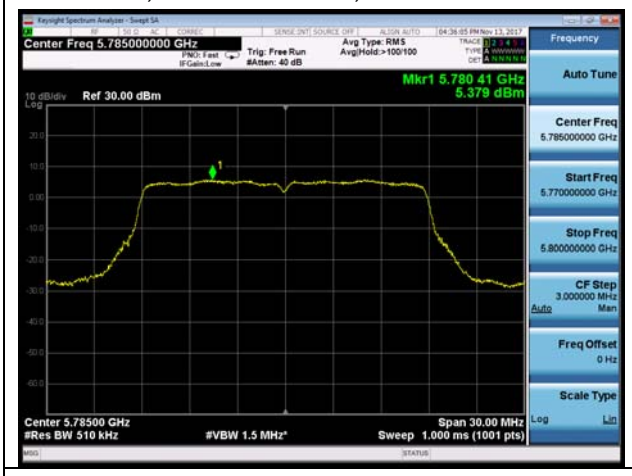

U-NII-3, 802.11ac HT80, Channel No.: 155

U-NII-3, 802.11ac HT20, Channel No.: 165

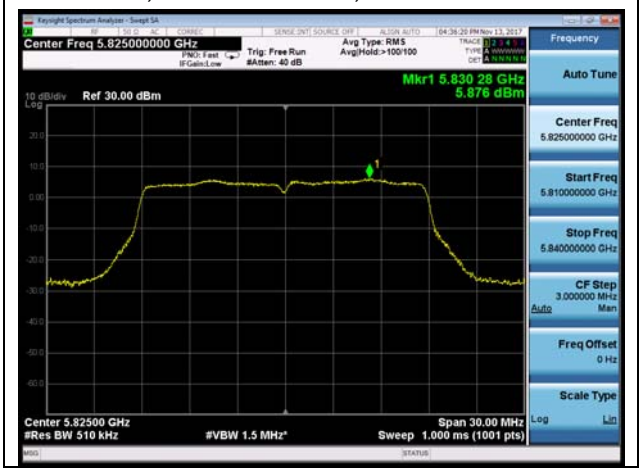

This report shall not be reproduced except in full, without the written approval of TA Technology (Shanghai) Co., Ltd.

MIMO Antenna 4

U-NII-1, 802.11n HT20, Channel No.: 36

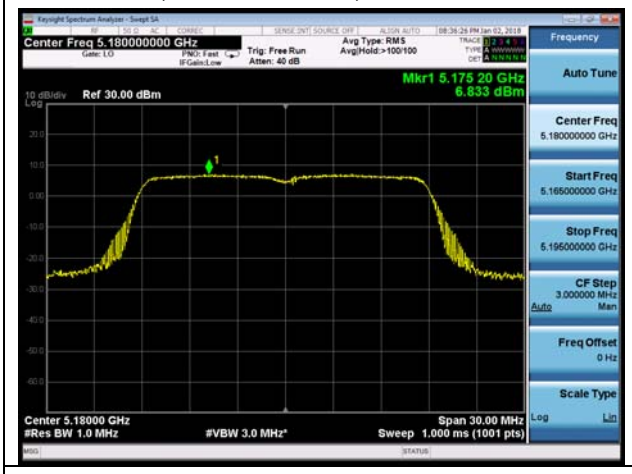

U-NII-1, 802.11n HT40, Channel No.: 38

U-NII-1, 802.11n HT20, Channel No.: 40

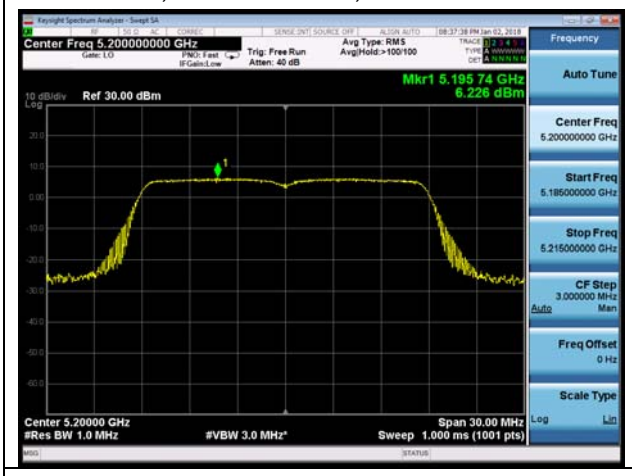

U-NII-1, 802.11n HT40, Channel No.: 46

U-NII-1, 802.11n HT20, Channel No.: 48

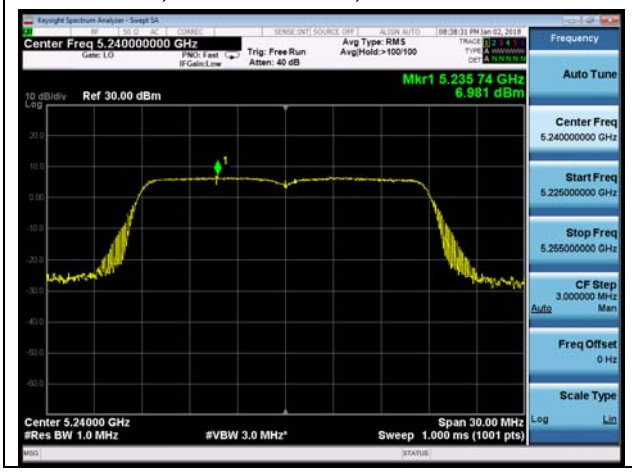

U-NII-1, 802.11ac HT40, Channel No.: 38

This report shall not be reproduced except in full, without the written approval of TA Technology (Shanghai) Co., Ltd.

U-NII-1, 802.11ac HT20, Channel No.: 36

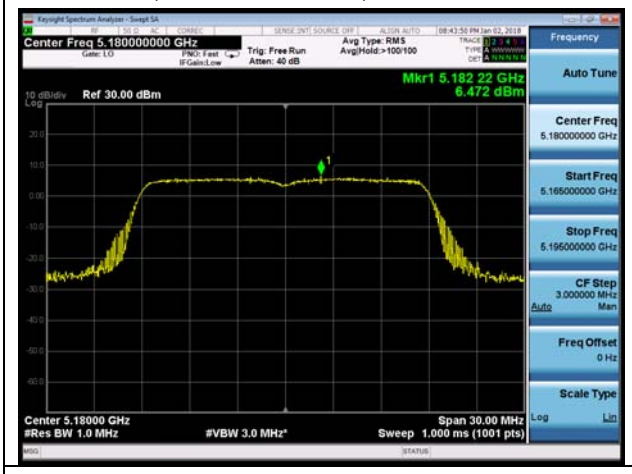

U-NII-1, 802.11ac HT40, Channel No.: 46

U-NII-1, 802.11ac HT20, Channel No.: 40

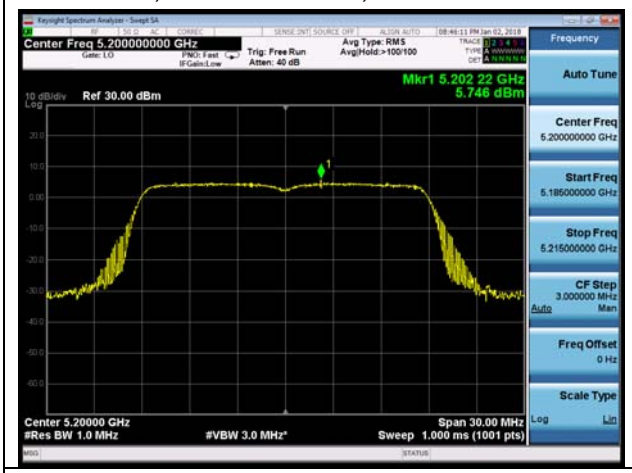

U-NII-1, 802.11ac HT80, Channel No.: 42

U-NII-1, 802.11ac HT20, Channel No.: 48

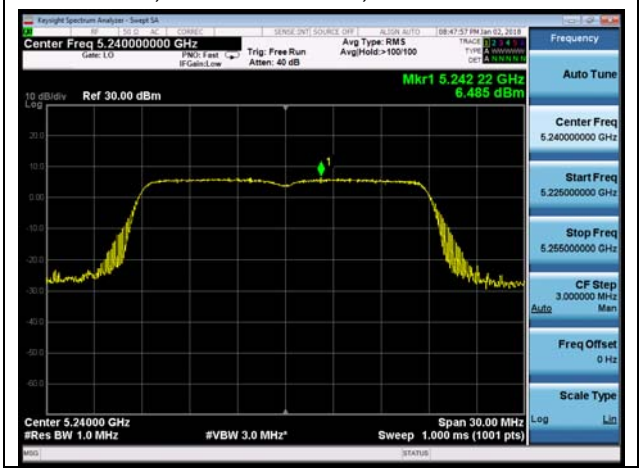

This report shall not be reproduced except in full, without the written approval of TA Technology (Shanghai) Co., Ltd.

U-NII-3, 802.11n HT20, Channel No.: 149

U-NII-3, 802.11n HT40, Channel No.: 151

U-NII-3, 802.11n HT20, Channel No.: 157

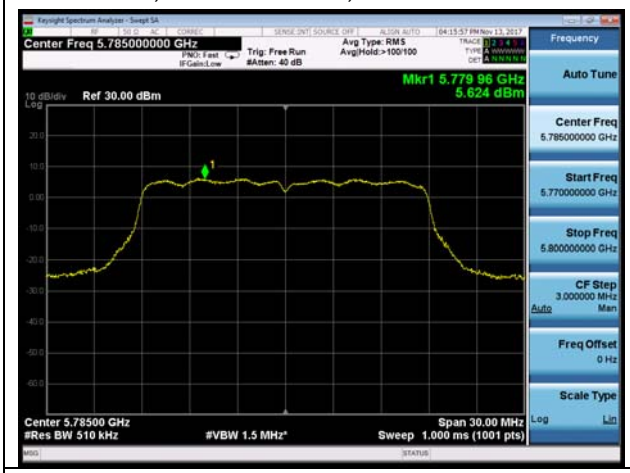

U-NII-3, 802.11n HT40, Channel No.: 159

U-NII-3, 802.11n HT20, Channel No.: 165

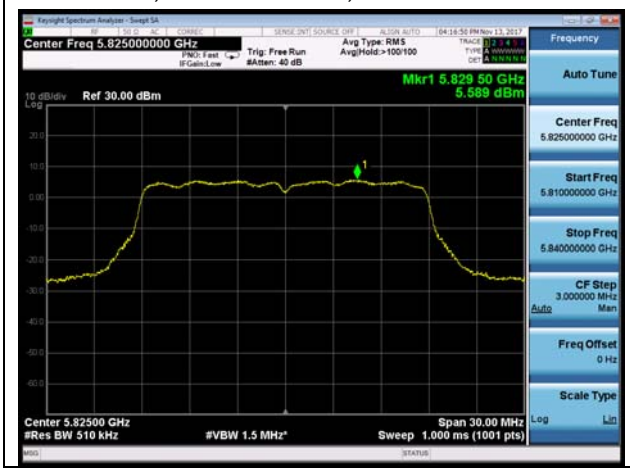

U-NII-3, 802.11ac HT40, Channel No.: 151

This report shall not be reproduced except in full, without the written approval of TA Technology (Shanghai) Co., Ltd.

U-NII-3, 802.11ac HT20, Channel No.: 149

U-NII-3, 802.11ac HT40, Channel No.: 159

U-NII-3, 802.11ac HT20, Channel No.: 157

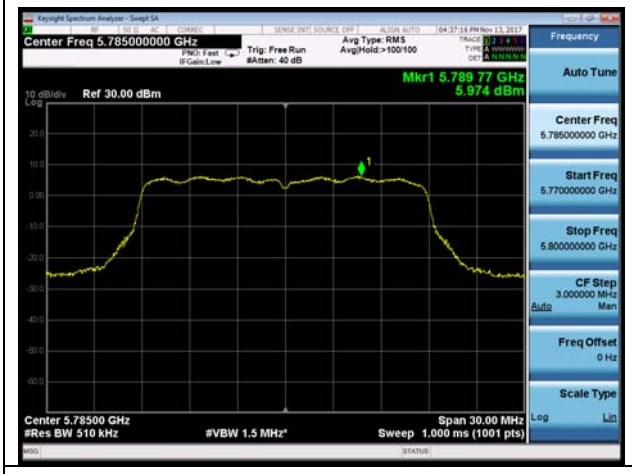

U-NII-3, 802.11ac HT80, Channel No.: 155

U-NII-3, 802.11ac HT20, Channel No.: 165

This report shall not be reproduced except in full, without the written approval of TA Technology (Shanghai) Co., Ltd.

5.5. Unwanted Emission

Ambient condition

Temperature	Relative humidity	Pressure
23°C ~25°C	45%~50%	101.5kPa

Method of Measurement

The test set-up was made in accordance to the general provisions of ANSI C63.10-2013. The Equipment Under Test (EUT) was set up on a non-conductive table in the semi-anechoic chamber. The test was performed at the distance of 3 m between the EUT and the receiving antenna. The radiated emissions measurements were made in a typical installation configuration.
Sweep the whole frequency band range from 9kHz to the 10th harmonic of the carrier, and the emissions less than 20 dB below the permissible value are reported.

During the test, the height of receive antenna shall be moved from 1 to 4 meters, and the antenna shall be performed under horizontal and vertical polarization. The turntable shall be rotated from 0 to 360 degrees for detecting the maximum of radiated spurious signal level. The measurements shall be repeated with orthogonal polarization of the test antenna. The data of cable loss and antenna factor has been calibrated in full testing frequency range before the testing.
Set the spectrum analyzer in the following:
Below 1GHz (detector: Peak and Quasi-Peak)
RBW=100kHz / VBW=300kHz / Sweep=AUTO
Above 1GHz (detector: Peak):
(a) PEAK: RBW=1MHz VBW=3MHz/ Sweep=AUTO
(b) AVERAGE: RBW=1MHz / VBW=3MHz / Sweep=AUTO

The radiated emission was measured in the following position: EUT stand-up position (Z axis), lie-down position (X, Y axis). The worst emission was found in stand-up position (Z axis) and the worst case was recorded.

The test is in transmitting mode.

This report shall not be reproduced except in full, without the written approval of TA Technology (Shanghai) Co., Ltd.

9KHz~~~30MHz

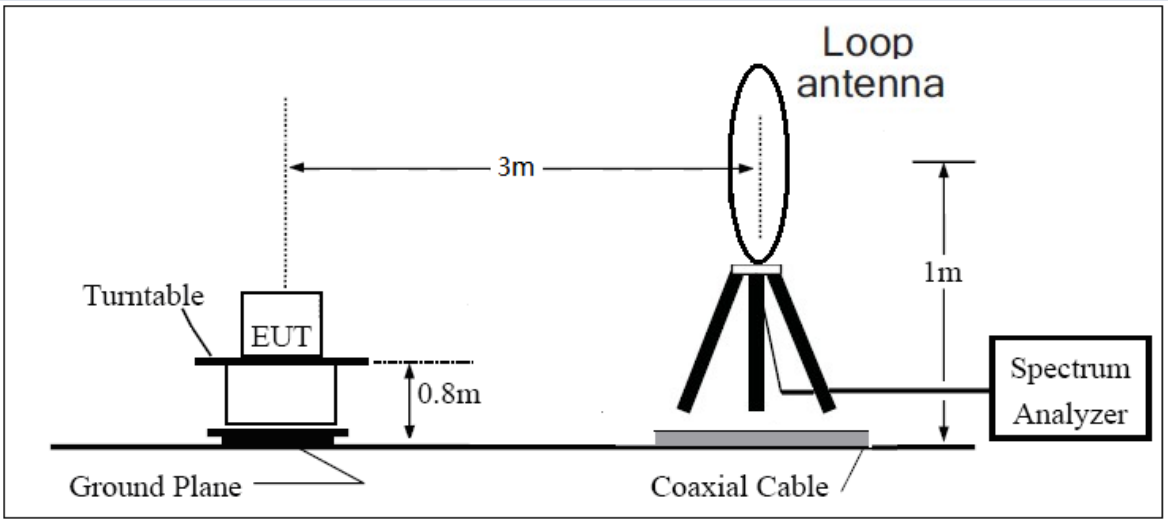

30MHz~~~ 1GHz

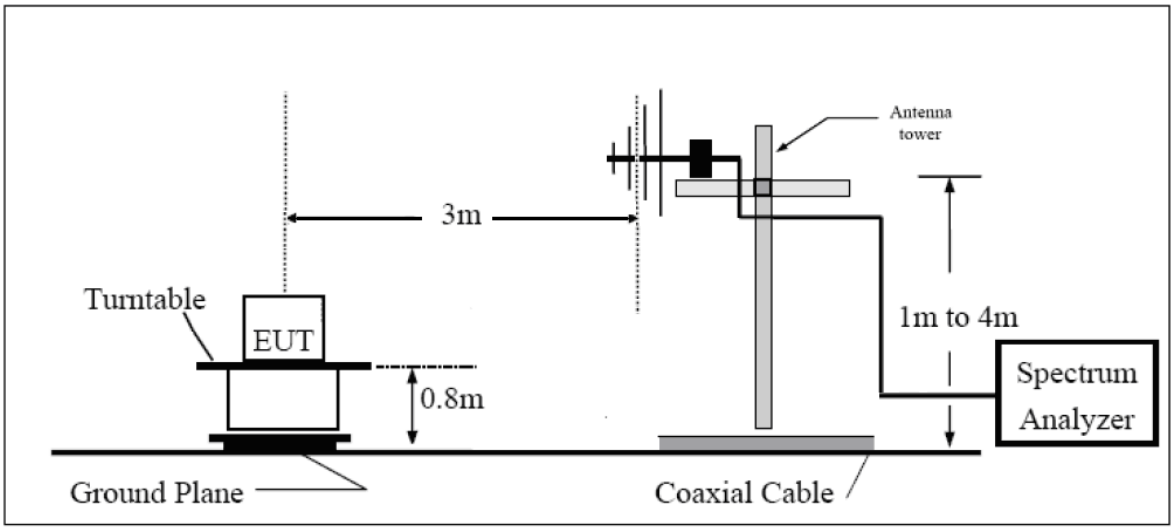

Above 1GHz

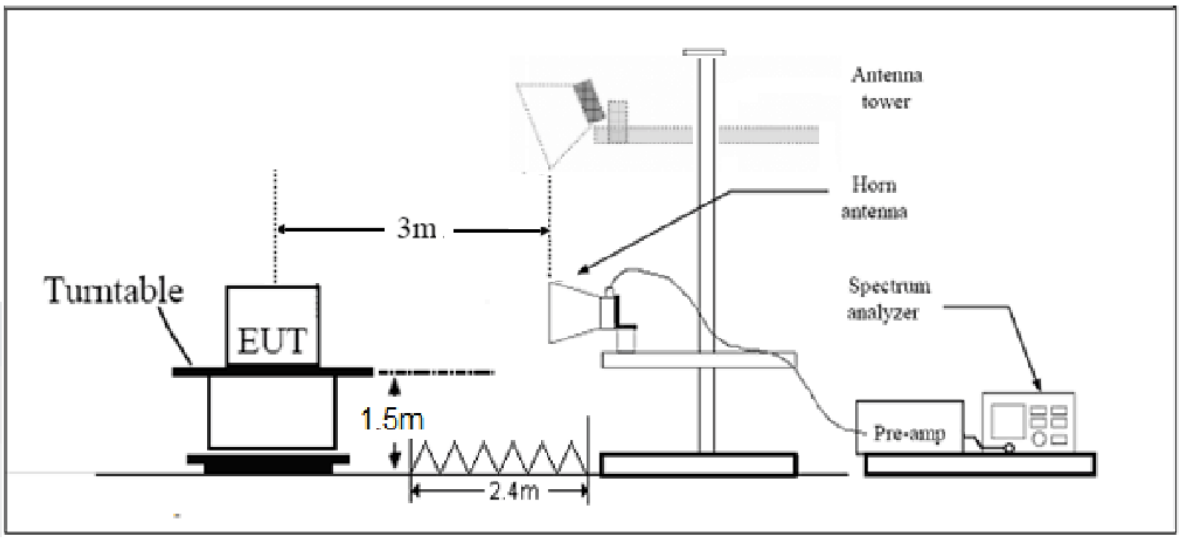

Note: Area side:2.4mX3.6m

This report shall not be reproduced except in full, without the written approval of TA Technology (Shanghai) Co., Ltd.

Limits

(1) For transmitters operating in the 5725-5850 MHz band: All emissions shall be limited to a level of −27 dBm/MHz at 75 MHz or more above or below the band edge increasing linearly to 10 dBm/MHz at 25 MHz above or below the band edge, and from 25 MHz above or below the band edge increasing linearly to a level of 15.6 dBm/MHz at 5 MHz above or below the band edge, and from 5 MHz above or below the band edge increasing linearly to a level of 27 dBm/MHz at the band edge.

(2) For transmitters operating in the 5.15-5.25 GHz band: All emissions outside of the 5.15-5.35 GHz band shall not exceed an e.i.r.p. of −27 dBm/MHz(68.2dBμV/m).

(3) For transmitters operating in the 5.25-5.35 GHz band: All emissions outside of the 5.15-5.35 GHz band shall not exceed an e.i.r.p. of −27 dBm/MHz(68.2dBμV/m).

(4) For transmitters operating in the 5.47-5.725 GHz band: All emissions outside of the 5.47-5.725 GHz band shall not exceed an e.i.r.p. of −27 dBm/MHz(68.2dBμV/m).

Note: the following formula is used to convert the EIRP to field strength

§1、E[dBμV/m] = EIRP[dBm] - 20 log(d[meters]) + 104.77, where E = field strength and

d = distance at which field strength limit is specified in the rules;

§2、E[dBμV/m] = EIRP[dBm] + 95.2, for d = 3 meters

(5) Unwanted spurious emissions fallen in restricted bands per FCC Part15.205 shall comply with the general field strength limits set forth in § 15.209 as below table.

Frequency of emission (MHz)	Field strength(uV/m)	Field strength(dBuV/m)
0.009–0.490	2400/F(kHz)	/
0.490–1.705	24000/F(kHz)	/
1.705–30.0	30	/
30-88	100	40
88-216	150	43.5
216-960	200	46
Above960	500	54

This report shall not be reproduced except in full, without the written approval of TA Technology (Shanghai) Co., Ltd.

MHz	MHz	MHz	GHz
0.090 - 0.110	16.42 - 16.423	399.9 - 410	4.5 - 5.15
[1]0.495 - 0.505	16.69475 - 16.69525	608 - 614	5.35 - 5.46
2.1735 - 2.1905	16.80425 - 16.80475	960 - 1240	7.25 - 7.75
4.125 - 4.128	25.5 - 25.67	1300 - 1427	8.025 - 8.5
4.17725 - 4.17775	37.5 - 38.25	1435 - 1626.5	9.0 - 9.2
4.20725 - 4.20775	73 - 74.6	1645.5 - 1646.5	9.3 - 9.5
6.215 - 6.218	74.8 - 75.2	1660 - 1710	10.6 - 12.7
6.26775 - 6.26825	108 - 121.94	1718.8 - 1722.2	13.25 - 13.4
6.31175 - 6.31225	123 - 138	2200 - 2300	14.47 - 14.5
8.291 - 8.294	149.9 - 150.05	2310 - 2390	15.35 - 16.2
8.362 - 8.366	156.52475 - 156.52525	2483.5 - 2500	17.7 - 21.4
8.37625 - 8.38675	156.7 - 156.9	2690 - 2900	22.01 - 23.12
8.41425 - 8.41475	162.0125 - 167.17	3260 - 3267	23.6 - 24.0
12.29 - 12.293	167.72 - 173.2	3332 - 3339	31.2 - 31.8
12.51975 - 12.52025	240 - 285	3345.8 - 3358	36.43 - 36.5
12.57675 - 12.57725	322 - 335.4	3600 - 4400	([2])
13.36 - 13.41			

Measurement Uncertainty

The assessed measurement uncertainty to ensure 95% confidence level for the normal distribution is with the coverage factor *k* = 1.96.

Frequency	Uncertainty
9KHz-30MHz	3.55 dB
30MHz-200MHz	4.19 dB
200MHz-1GHz	3.63 dB
1GHz-26.5G	3.68 dB
26.5G-40GHz	4.76dB

This report shall not be reproduced except in full, without the written approval of TA Technology (Shanghai) Co., Ltd.

Test Results:

The signal beyond the limit is carrier.

U-NII-1

802.11a-Channel 36: Peak

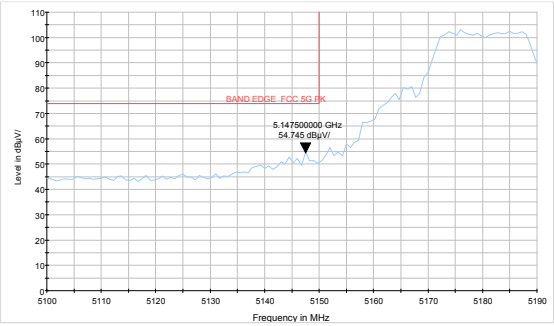

802.11a-Channel 48: Peak

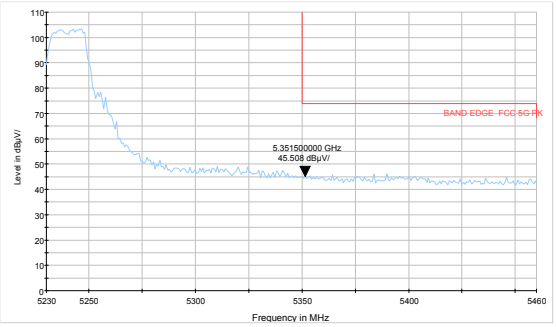

802.11a-Channel 36: Average

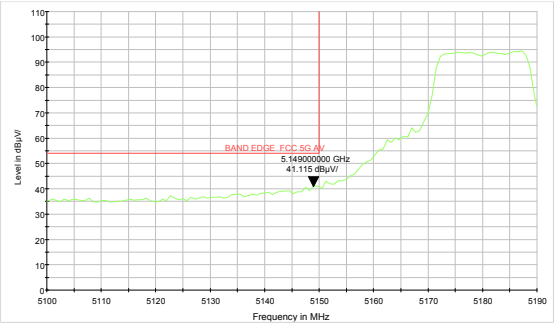

802.11a-Channel 48: Average

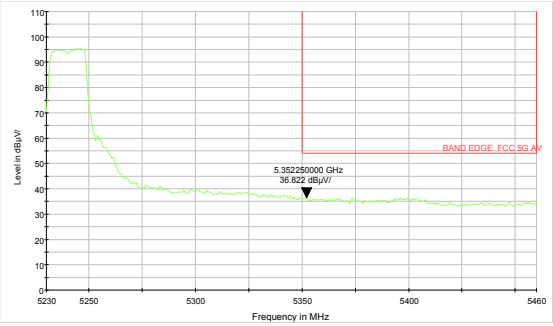

802.11n HT20-Channel 36: Peak

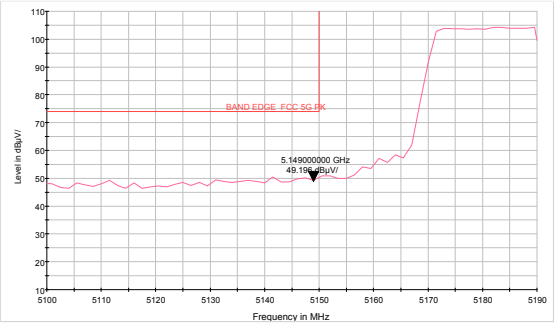

802.11n HT20-Channel 48: Peak

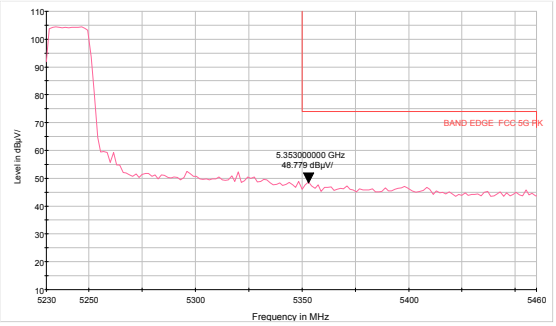

802.11n HT20-Channel 36: Average

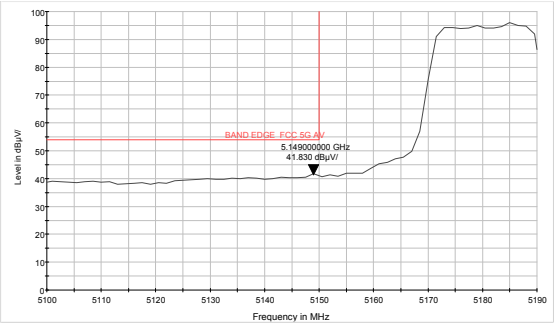

802.11n HT20-Channel 48: Average

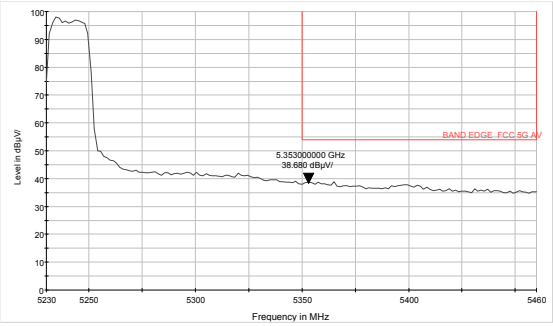

This report shall not be reproduced except in full, without the written approval of TA Technology (Shanghai) Co., Ltd.

802.11n HT40-Channel 38: Peak

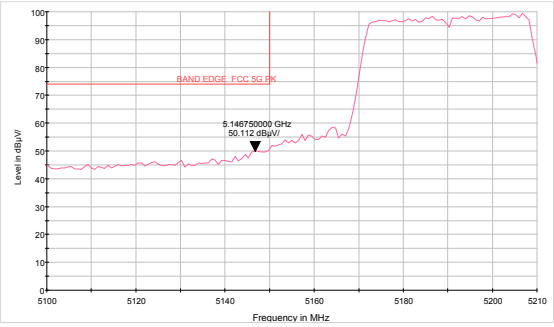

802.11n HT40-Channel 46: Peak

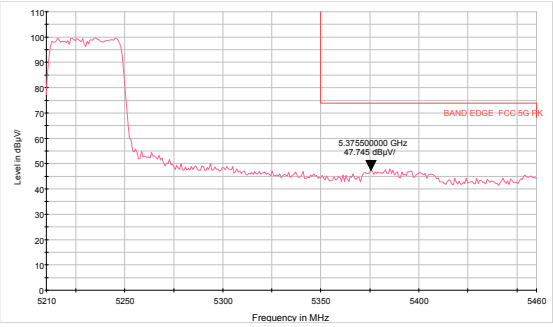

802.11n HT40-Channel 38: Average

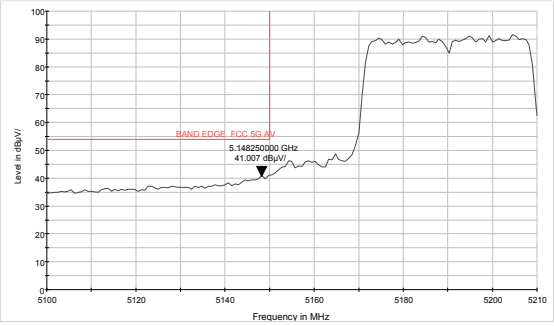

802.11n HT40-Channel 46: Average

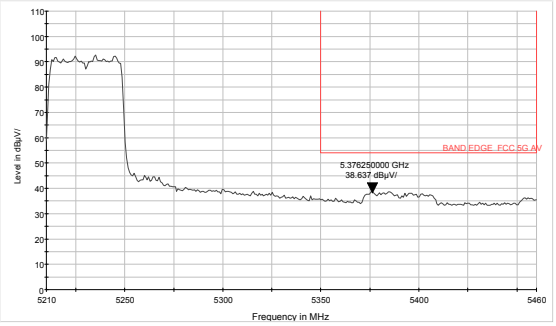

802.11ac HT20 -Channel 36: Peak

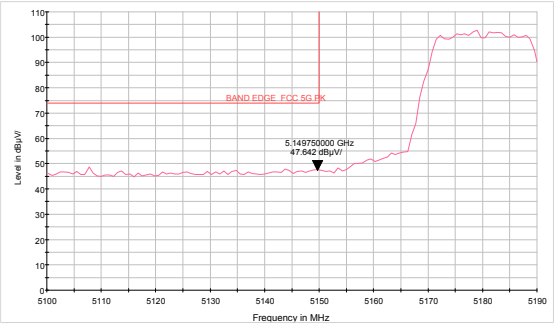

802.11ac HT20 -Channel 48: Peak

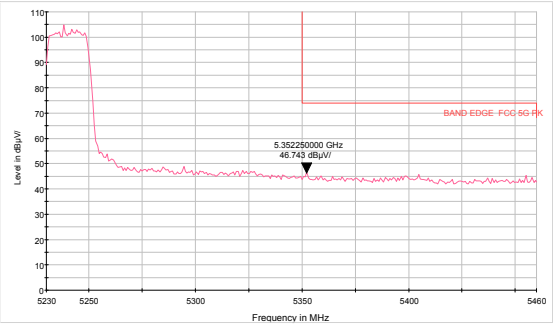

802.11ac HT20-Channel 36: Average

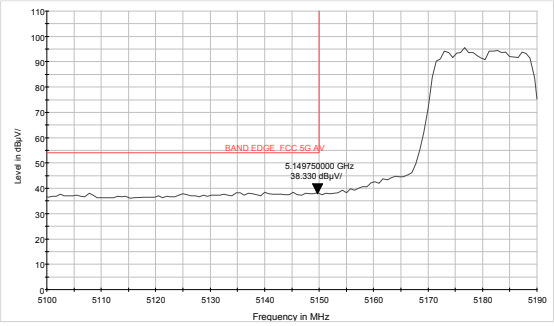

802.11ac HT20 -Channel 48: Average

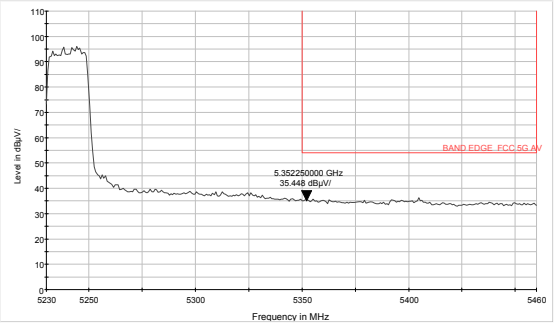

This report shall not be reproduced except in full, without the written approval of TA Technology (Shanghai) Co., Ltd.

802.11ac HT40-Channel 38: Peak

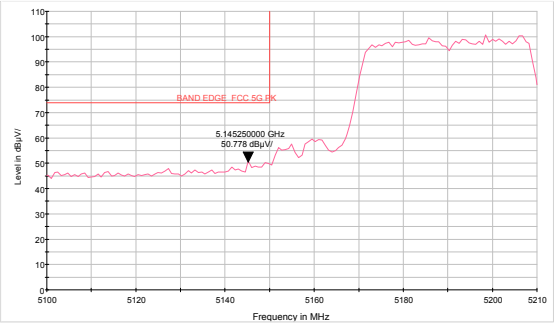

802.11ac HT40-Channel 46: Peak

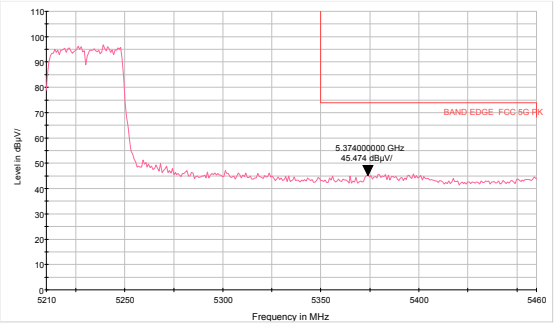

802.11ac HT40-Channel 38: Average

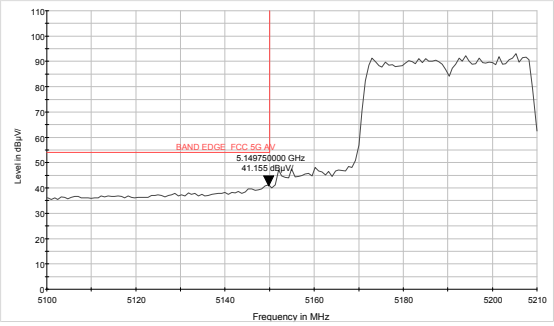

802.11ac HT40-Channel 46: Average

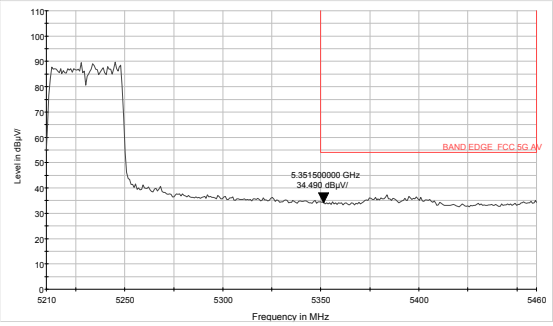

802.11ac HT80 –Channel 42: Peak

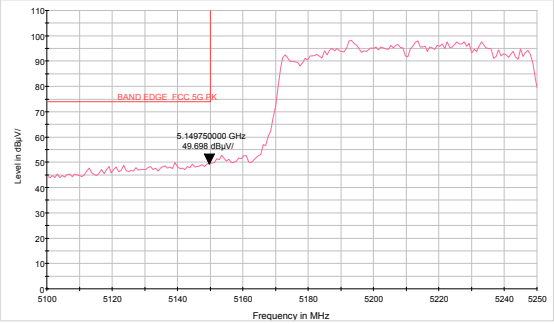

802.11ac HT80- Channel 42: Average

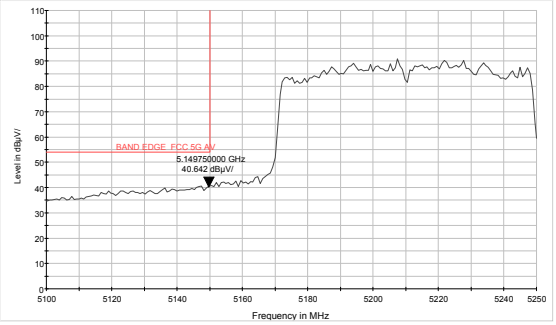

This report shall not be reproduced except in full, without the written approval of TA Technology (Shanghai) Co., Ltd.

U-NII-3

802.11a-Channel 149: Peak

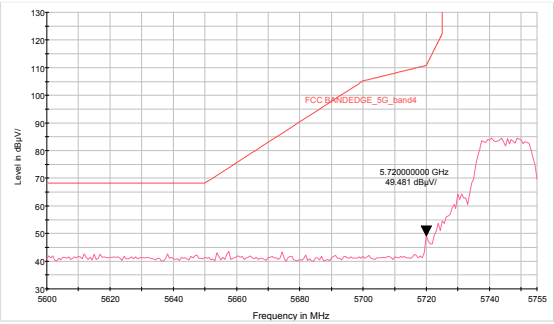

802.11a-Channel 165: Peak

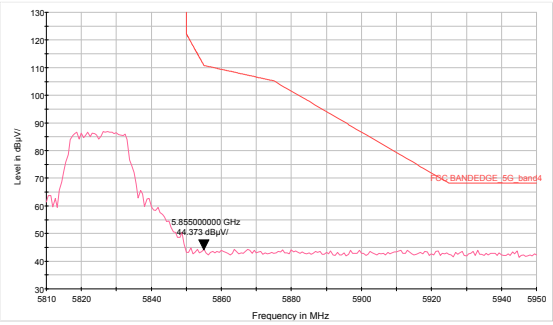

802.11n HT20-Channel 149: Peak

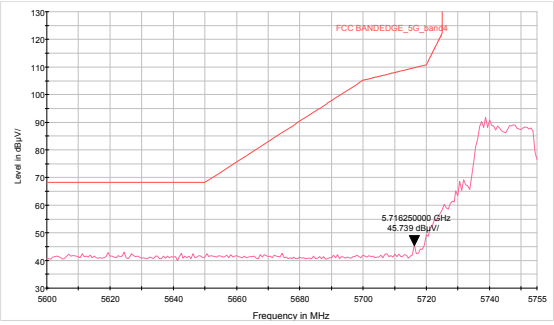

802.11n HT20-Channel 165: Peak

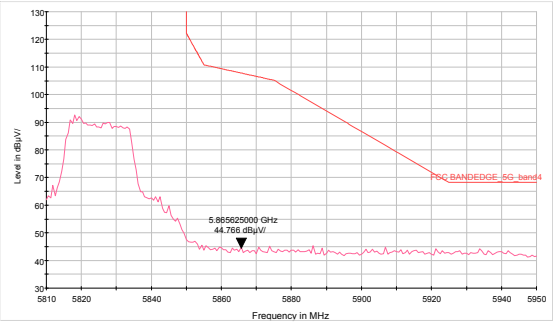

802.11n HT40-Channel 151: Peak

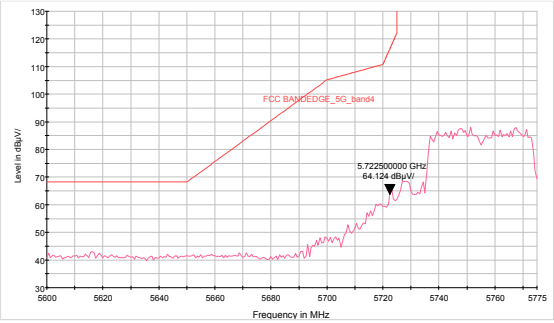

802.11n HT40-Channel 159: Peak

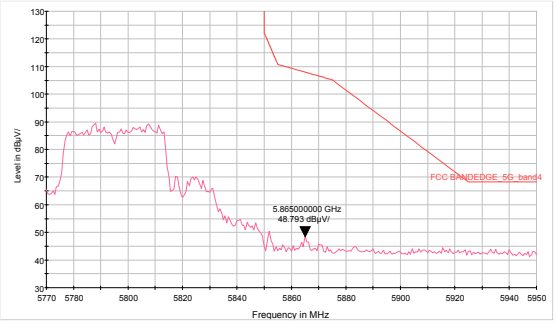

This report shall not be reproduced except in full, without the written approval of TA Technology (Shanghai) Co., Ltd.

802.11ac HT20-Channel 149: Peak

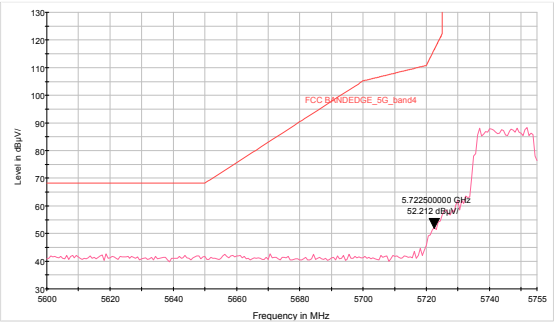

802.11ac HT20-Channel 165: Peak

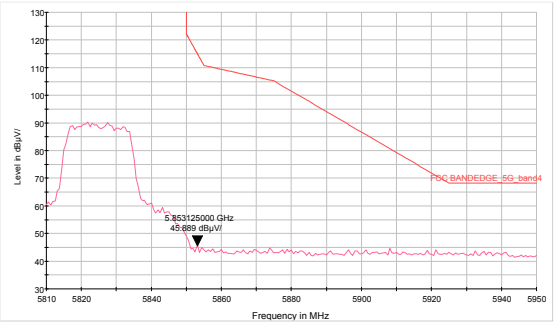

802.11ac HT40-Channel 151: Peak

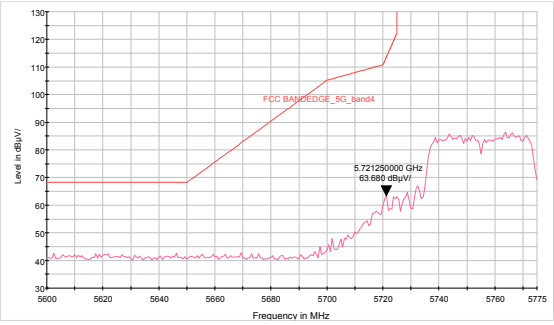

802.11ac HT40-Channel 159: Peak

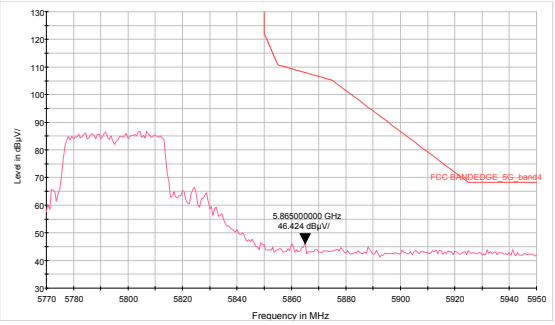

802.11ac HT80- Channel 155: Peak

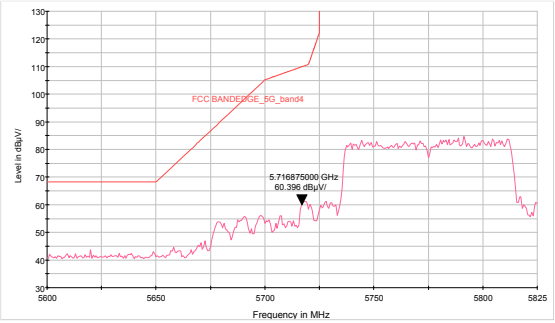

This report shall not be reproduced except in full, without the written approval of TA Technology (Shanghai) Co., Ltd.

Result of RE

Test result

Sweep the whole frequency band through the range from 9kHz to the 10th harmonic of the carrier, and 9KHz-30MHz, the emissions more than 20 dB below the permissible value are not reported. After the pre test, Antenna 2 was selected as the worst antenna.

During the test, the Radiates Emission from 30MHz to 1GHz was performed in all modes with all channels, 802.11a, Channel 36 are selected as the worst condition. The test data of the worst-case condition was recorded in this report.

Continuous TX mode:

FCC RE 0.03-1GHz QP Class B

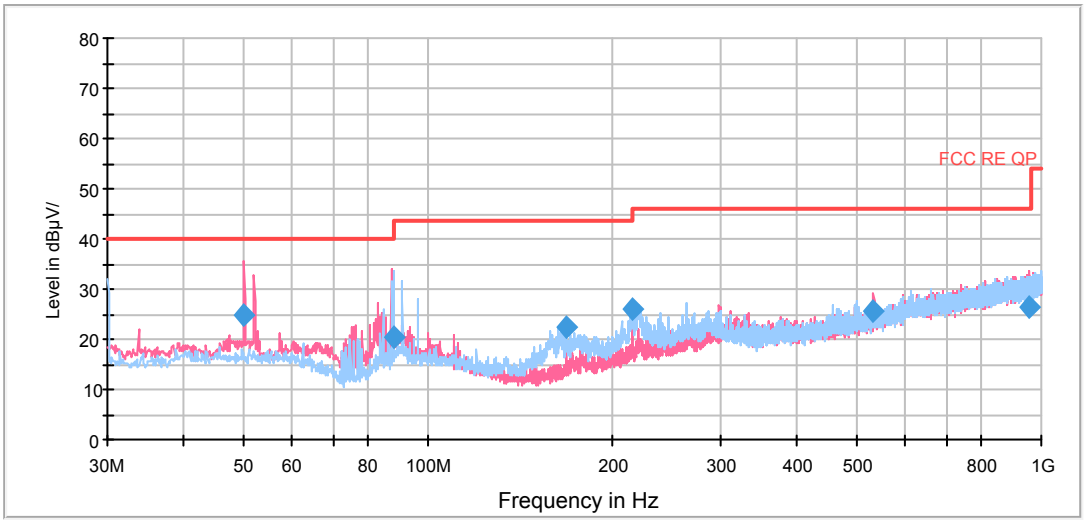

Radiates Emission from 30MHz to 1GHz

Frequency (MHz)	Quasi-Peak (dBuV/m)	Reading value (dBuV/m)	Height (cm)	Polarization	Azimuth (deg)	Correct Factor (dB)	Margin (dB)	Limit (dBuV/m)
50.007500	24.9	11.9	100.0	V	239.0	13.0	15.1	40.0
87.790000	20.4	9.2	100.0	V	192.0	11.2	19.6	40.0
167.982500	22.3	11.9	125.0	H	17.0	10.4	21.2	43.5
215.997500	26.0	13.1	100.0	H	17.0	12.9	17.5	43.5
533.390000	25.6	4.6	113.0	V	0.0	21.0	20.4	46.0
955.616250	26.2	-1.1	114.0	V	26.0	27.3	19.8	46.0

Remark: 1. Quasi-Peak = Reading value + Correction factor

2. Correction Factor = Antenna factor+ Insertion loss(cable loss+amplifier gain)

3. Margin = Limit – Quasi-Peak

This report shall not be reproduced except in full, without the written approval of TA Technology (Shanghai) Co., Ltd.

SISO Antenna 2

802.11a CH36

FCC RE 1G-18GHz PK+AV Class B

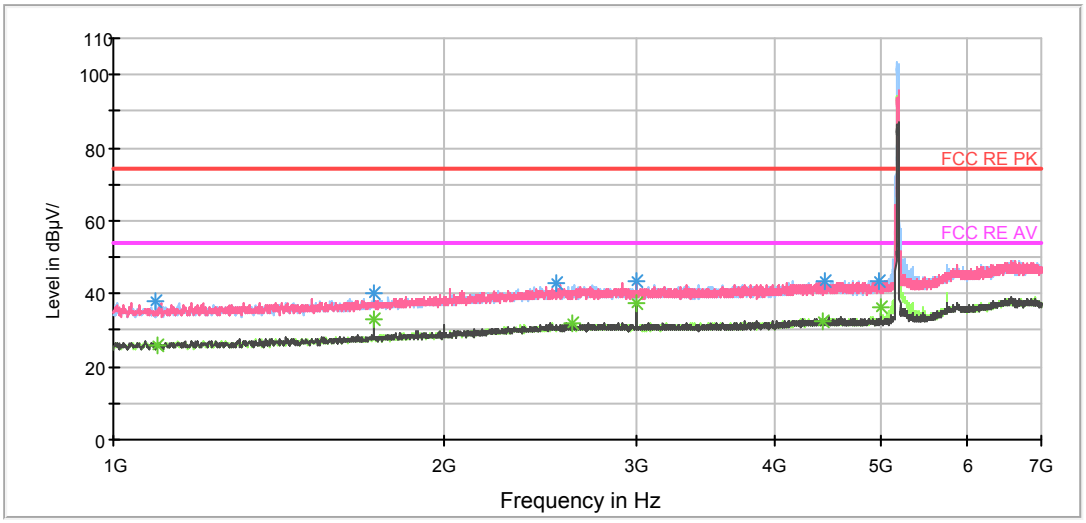

Radiates Emission from 1GHz to 7GHz

Note: The signal beyond the limit is carrier.

FCC RE 1G-18GHz PK+AV Class B

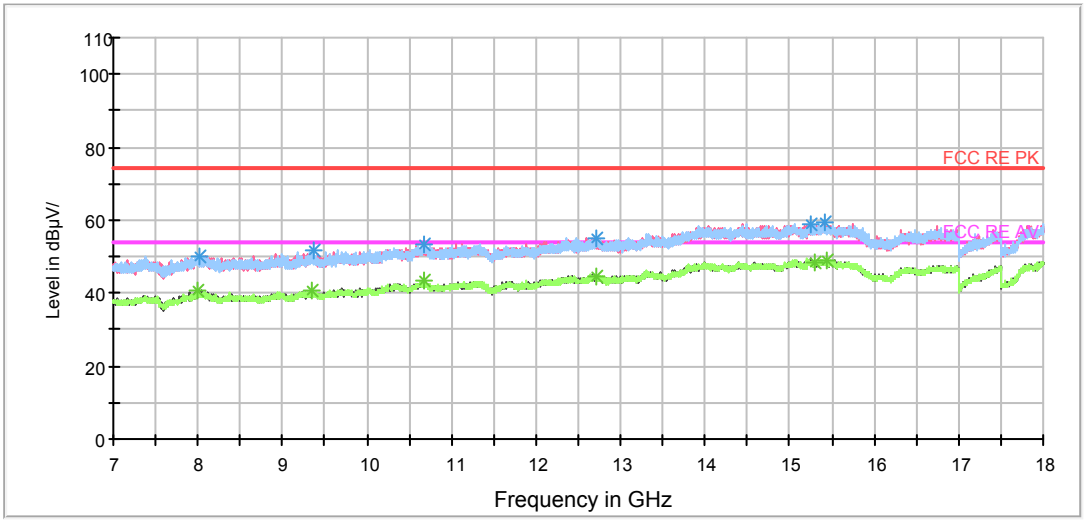

Radiates Emission from 7GHz to 18GHz

This report shall not be reproduced except in full, without the written approval of TA Technology (Shanghai) Co., Ltd.

RE 18-26.5GHz PK+AV

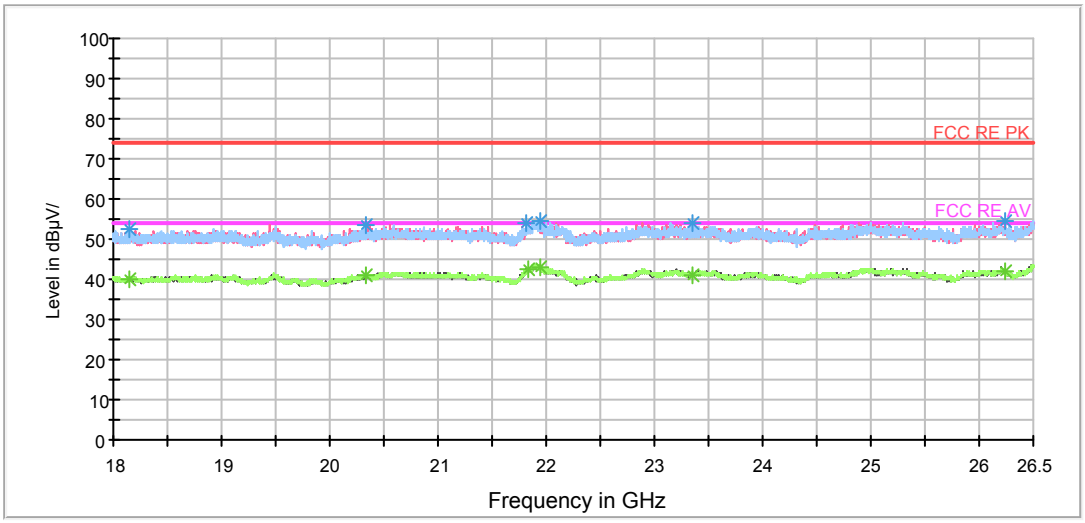

Radiates Emission from 18GHz to 26.5GHz

RE 26.5-40GHz PK+AV Class B

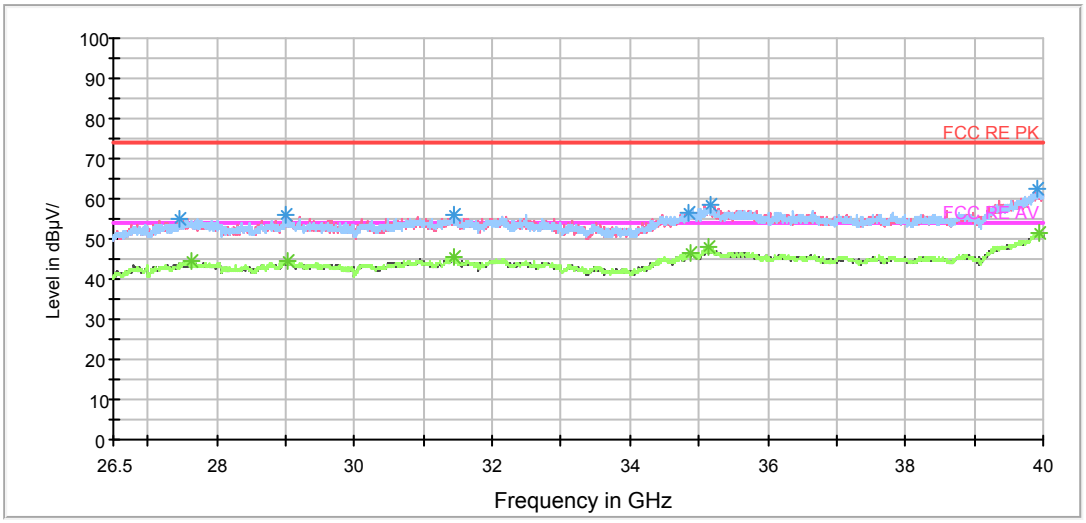

Radiates Emission from 26.5GHz to 40GHz

Frequency (MHz)	Peak (dBuV/m)	Height (cm)	Polarization	Azimuth (deg)	Reading value (dBuV/m)	Correct Factor (dB)	Margin (dB)	Limit (dBuV/m)
1094.500000	38.0	100.0	H	127.0	46.8	-8.8	36.0	74
1724.500000	39.9	100.0	V	3.0	45.0	-5.1	34.1	74
2533.750000	43.0	100.0	H	354.0	43.9	-0.9	31.0	74
2999.500000	43.3	100.0	V	101.0	43.8	-0.5	30.7	74
4443.250000	43.6	100.0	V	0.0	41.9	1.7	30.4	74
4971.250000	43.5	100.0	H	258.0	41.8	1.7	30.5	74

Remark: 1. Correction Factor = Antenna factor+ Insertion loss (cable loss + amplifier gain)

This report shall not be reproduced except in full, without the written approval of TA Technology (Shanghai) Co., Ltd.

Frequency (MHz)	Average (dBuV/m)	Height (cm)	Polarization	Azimuth (deg)	Reading value (dBuV/m)	Correct Factor (dB)	Margin (dB)	Limit (dBuV/m)
1096.000000	25.7	100.0	H	351.0	34.5	-8.8	28.3	54
1724.500000	32.8	100.0	V	3.0	37.9	-5.1	21.2	54
2617.750000	31.7	100.0	H	306.0	32.5	-0.8	22.3	54
3000.250000	37.4	100.0	V	111.0	37.9	-0.5	16.6	54
4432.000000	32.4	100.0	H	298.0	30.9	1.5	21.6	54
5000.500000	36.1	100.0	H	93.0	34.5	1.6	17.9	54

Remark: 1. Correction Factor = Antenna factor+ Insertion loss (cable loss + amplifier gain)

This report shall not be reproduced except in full, without the written approval of TA Technology (Shanghai) Co., Ltd.

802.11a CH40

FCC RE 1G-18GHz PK+AV Class B

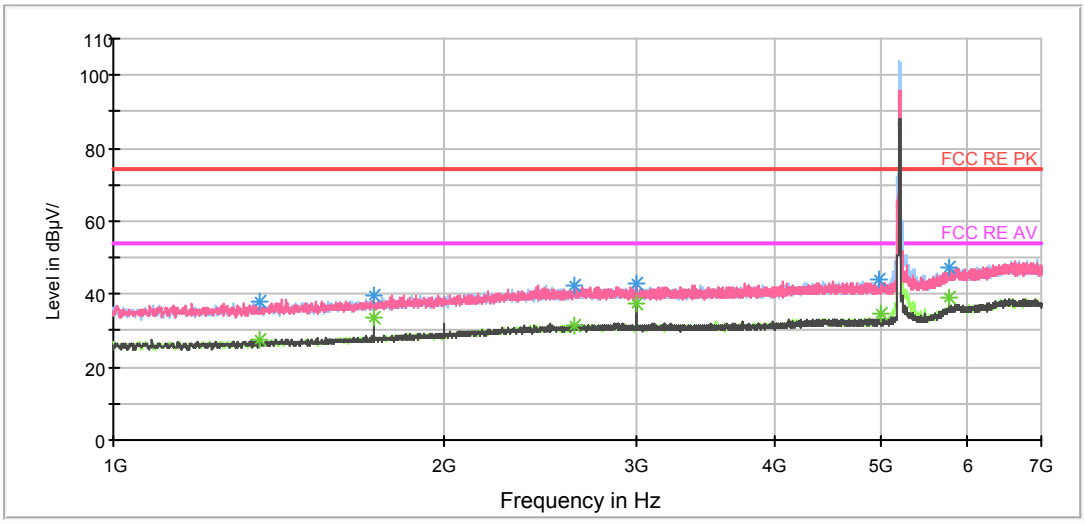

Radiates Emission from 1GHz to 7GHz

Note: The signal beyond the limit is carrier.

FCC RE 1G-18GHz PK+AV Class B

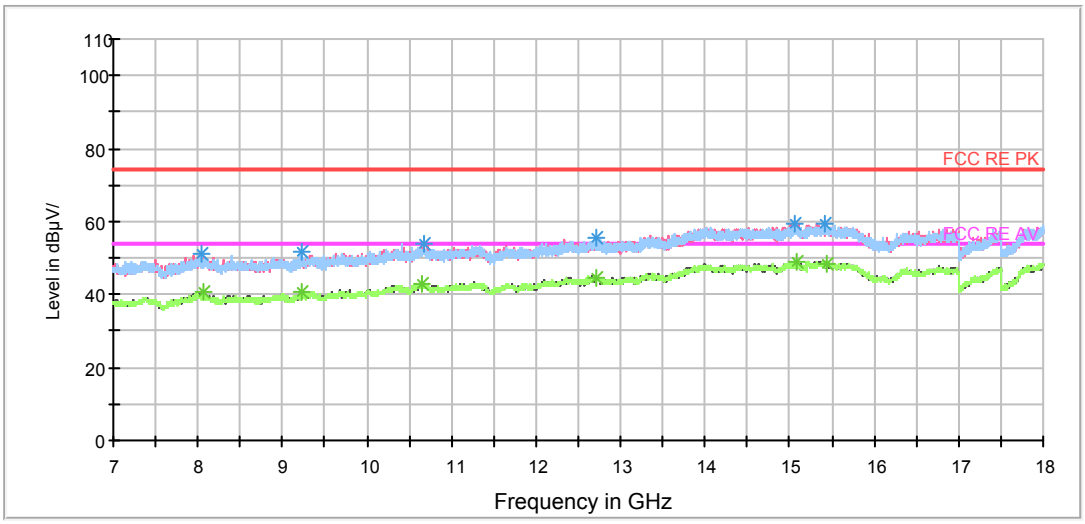

Radiates Emission from 7GHz to 18GHz

This report shall not be reproduced except in full, without the written approval of TA Technology (Shanghai) Co., Ltd.

RE 18-26.5GHz PK+AV

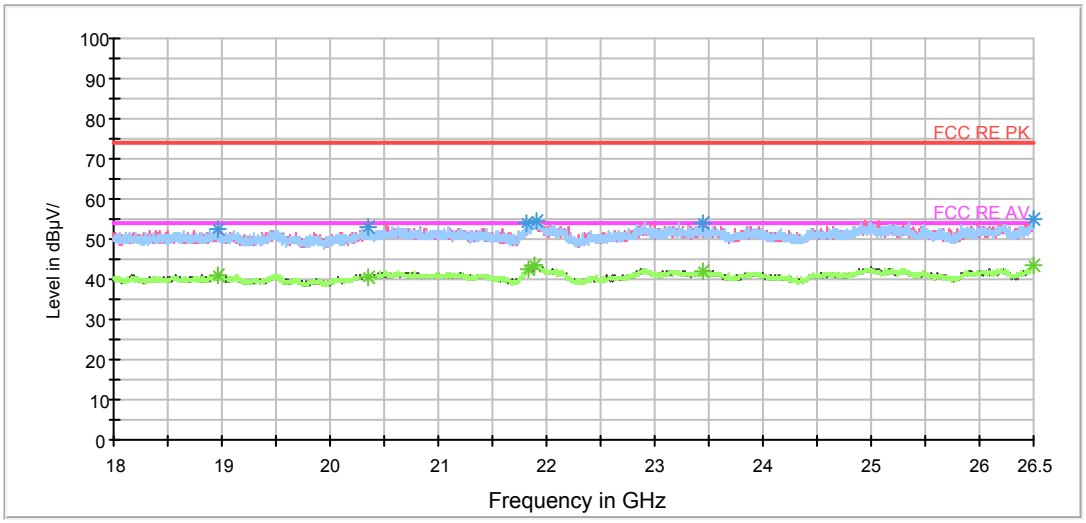

Radiates Emission from 18GHz to 26.5GHz

RE 26.5-40GHz PK+AV Class B

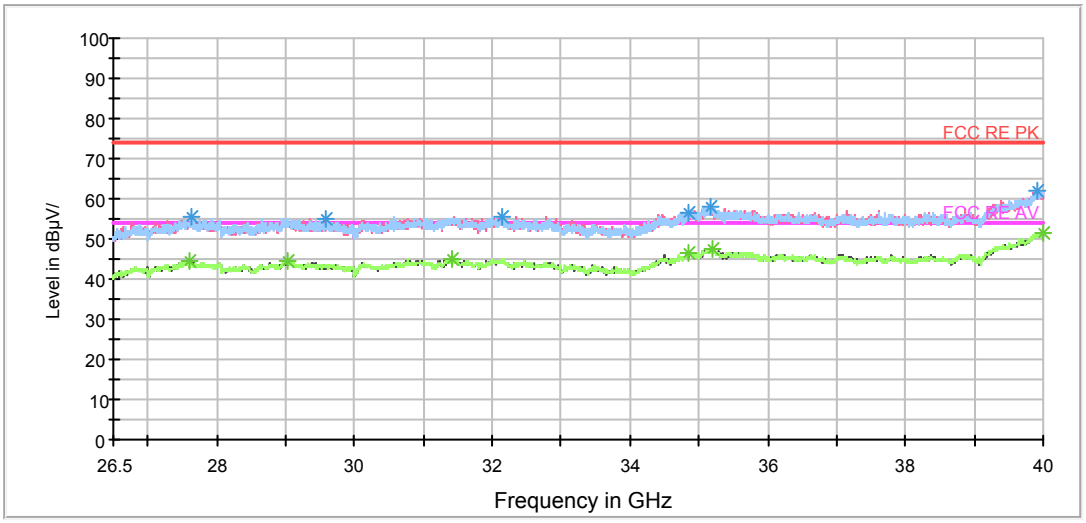

Radiates Emission from 26.5GHz to 40GHz

Frequency (MHz)	Peak (dBuV/m)	Height (cm)	Polarization	Azimuth (deg)	Reading value (dBuV/m)	Correct Factor (dB)	Margin (dB)	Limit (dBuV/m)
1361.500000	38.1	100.0	H	237.0	45.3	-7.2	35.9	74
1724.500000	39.8	100.0	V	0.0	44.9	-5.1	34.2	74
2625.250000	42.5	100.0	H	0.0	43.2	-0.7	31.5	74
2999.500000	43.2	100.0	V	100.0	43.7	-0.5	30.8	74
4979.500000	43.7	100.0	V	0.0	42.0	1.7	30.3	74
5778.250000	47.1	100.0	H	314.0	41.9	5.2	26.9	74

Remark: 1. Correction Factor = Antenna factor+ Insertion loss (cable loss + amplifier gain)

This report shall not be reproduced except in full, without the written approval of TA Technology (Shanghai) Co., Ltd.

Frequency (MHz)	Average (dBuV/m)	Height (cm)	Polarization	Azimuth (deg)	Reading value (dBuV/m)	Correct Factor (dB)	Margin (dB)	Limit (dBuV/m)
1360.750000	27.5	100.0	V	12.0	34.7	-7.2	26.5	54
1724.500000	33.7	100.0	V	0.0	38.8	-5.1	20.3	54
2627.500000	31.5	100.0	H	82.0	32.2	-0.7	22.5	54
3000.250000	37.2	100.0	V	100.0	37.7	-0.5	16.8	54
4999.750000	34.6	100.0	H	70.0	33.0	1.6	19.4	54
5777.500000	39.0	100.0	H	286.0	33.8	5.2	15.0	54

Remark: 1. Correction Factor = Antenna factor+ Insertion loss (cable loss + amplifier gain)

This report shall not be reproduced except in full, without the written approval of TA Technology (Shanghai) Co., Ltd.

802.11a CH48

FCC RE 1G-18GHz PK+AV Class B

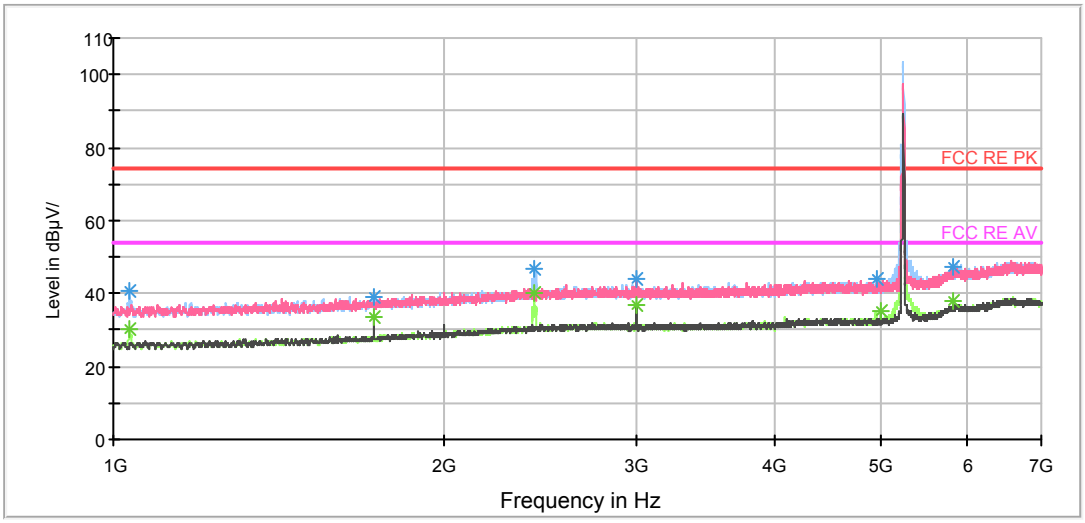

Radiates Emission from 1GHz to 7GHz

Note: The signal beyond the limit is carrier.

FCC RE 1G-18GHz PK+AV Class B

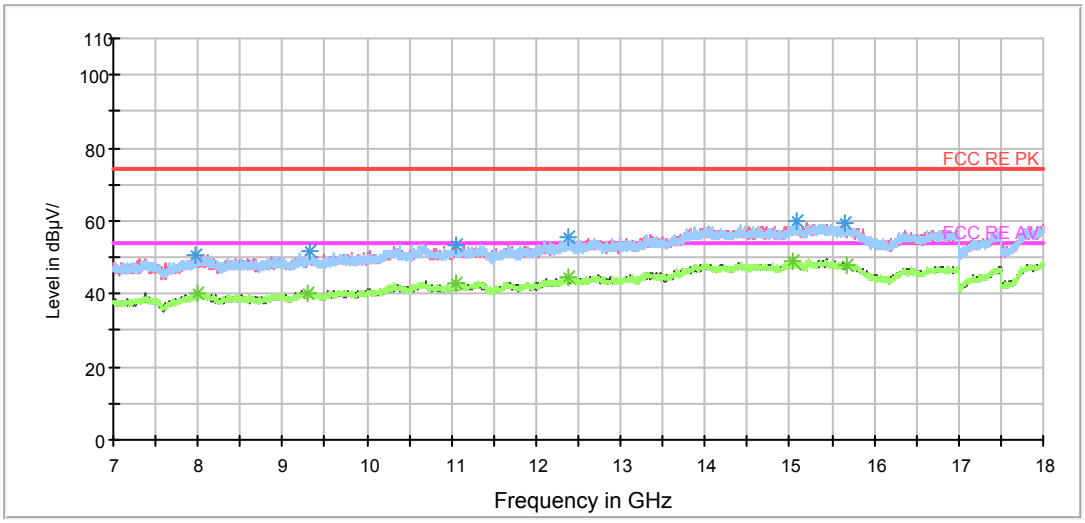

Radiates Emission from 7GHz to 18GHz

This report shall not be reproduced except in full, without the written approval of TA Technology (Shanghai) Co., Ltd.

RE 18-26.5GHz PK+AV

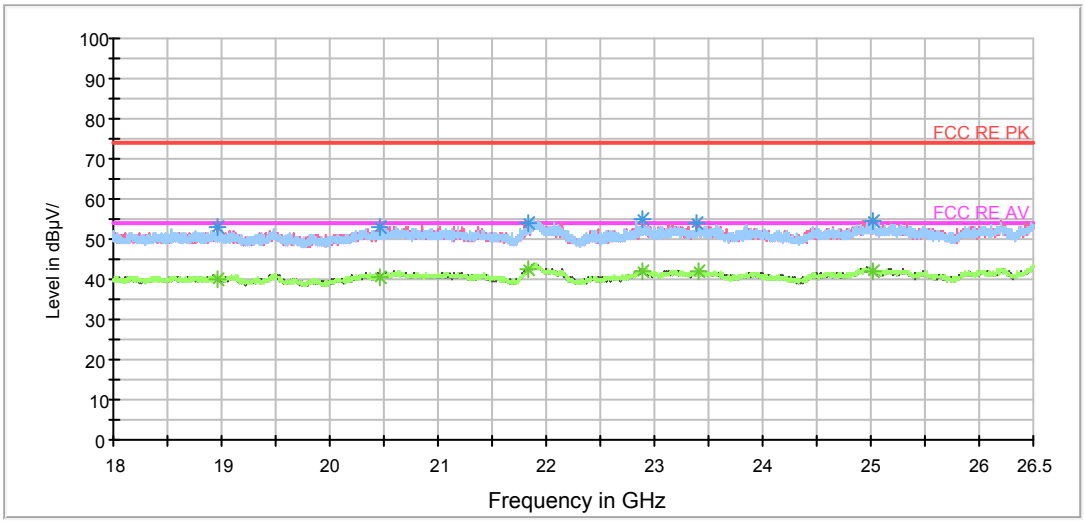

Radiates Emission from 18GHz to 26.5GHz

RE 26.5-40GHz PK+AV Class B

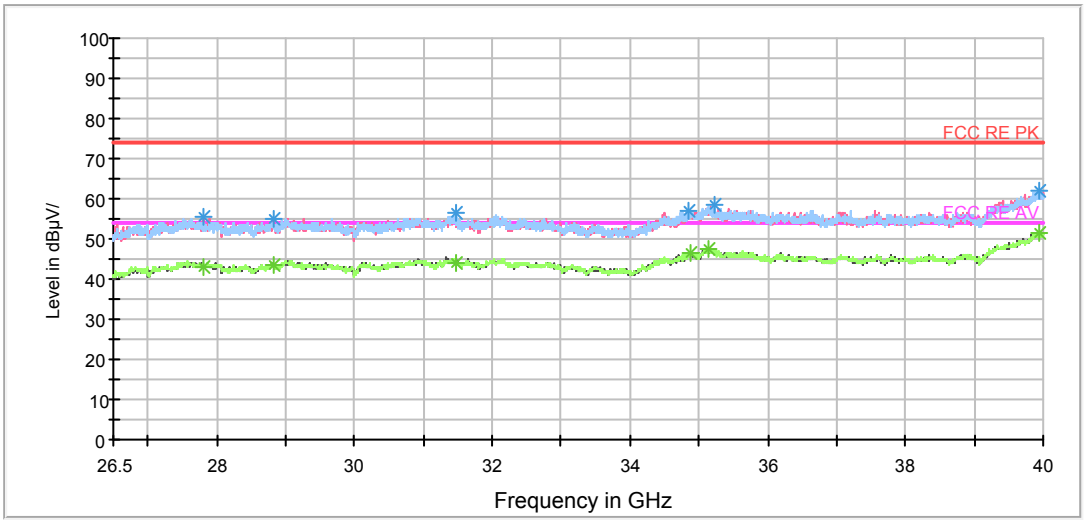

Radiates Emission from 26.5GHz to 40GHz

Frequency (MHz)	Peak (dBuV/m)	Height (cm)	Polarization	Azimuth (deg)	Reading value (dBuV/m)	Correct Factor (dB)	Margin (dB)	Limit (dBuV/m)
1033.750000	40.5	100.0	H	103.0	49.6	-9.1	33.5	74
1724.500000	39.2	100.0	V	3.0	44.3	-5.1	34.8	74
2419.750000	46.6	100.0	H	335.0	47.8	-1.2	27.4	74
3000.250000	43.8	100.0	V	106.0	44.3	-0.5	30.2	74
4962.250000	44.1	100.0	H	351.0	42.5	1.6	29.9	74
5822.500000	47.2	100.0	H	351.0	41.8	5.4	26.8	74

Remark: 1. Correction Factor = Antenna factor+ Insertion loss (cable loss + amplifier gain)

This report shall not be reproduced except in full, without the written approval of TA Technology (Shanghai) Co., Ltd.

Frequency (MHz)	Average (dBuV/m)	Height (cm)	Polarization	Azimuth (deg)	Reading value (dBuV/m)	Correct Factor (dB)	Margin (dB)	Limit (dBuV/m)
1035.250000	30.1	100.0	H	278.0	39.2	-9.1	23.9	54
1724.500000	33.4	100.0	V	3.0	38.5	-5.1	20.6	54
2419.750000	40.3	100.0	H	335.0	41.5	-1.2	13.7	54
2999.500000	36.8	100.0	V	106.0	37.3	-0.5	17.2	54
4999.750000	35.2	100.0	H	278.0	33.6	1.6	18.8	54
5822.500000	38.0	100.0	H	351.0	32.6	5.4	16.0	54

Remark: 1. Correction Factor = Antenna factor+ Insertion loss (cable loss + amplifier gain)

This report shall not be reproduced except in full, without the written approval of TA Technology (Shanghai) Co., Ltd.

802.11a CH149

RE 1G-3GHz PK+AV

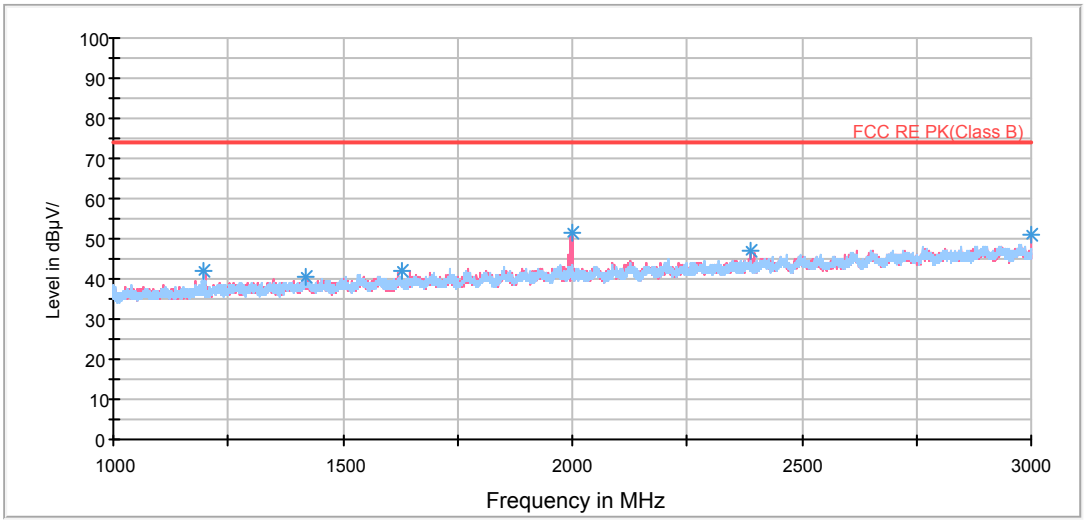

RE 1G-3GHz PK+AV

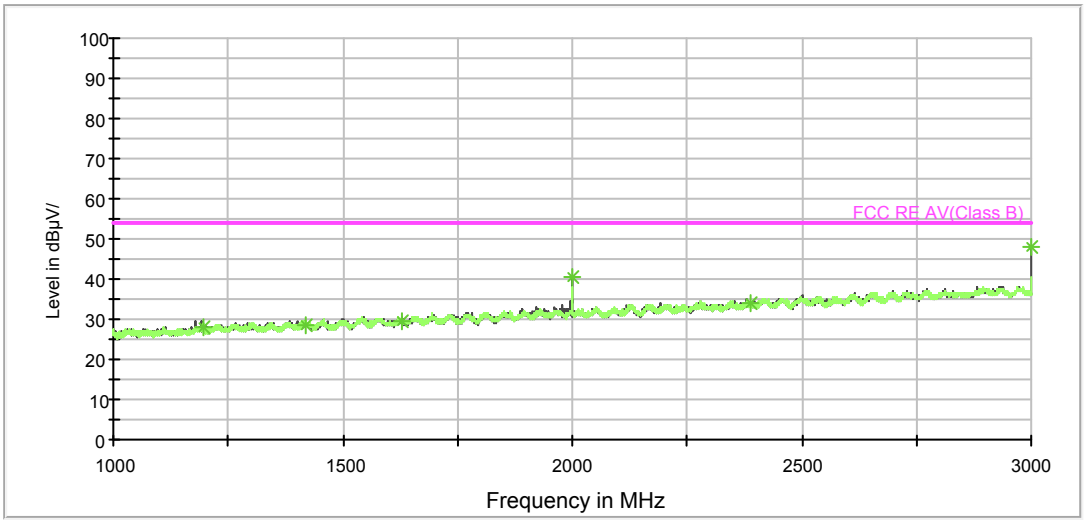

Radiates Emission from 1GHz to 3GHz

This report shall not be reproduced except in full, without the written approval of TA Technology (Shanghai) Co., Ltd.

RE 3-18GHz PK+AV

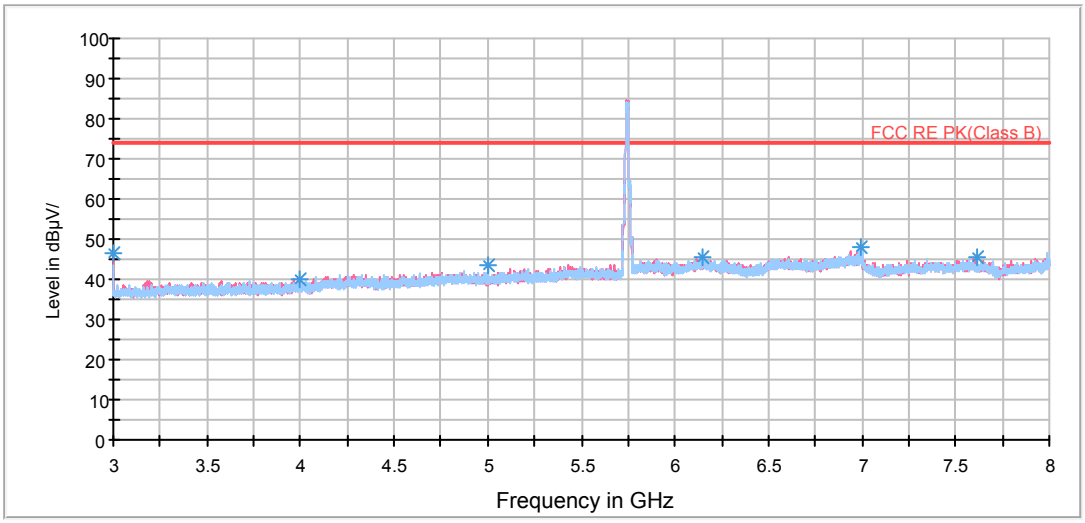

RE 3-18GHz PK+AV

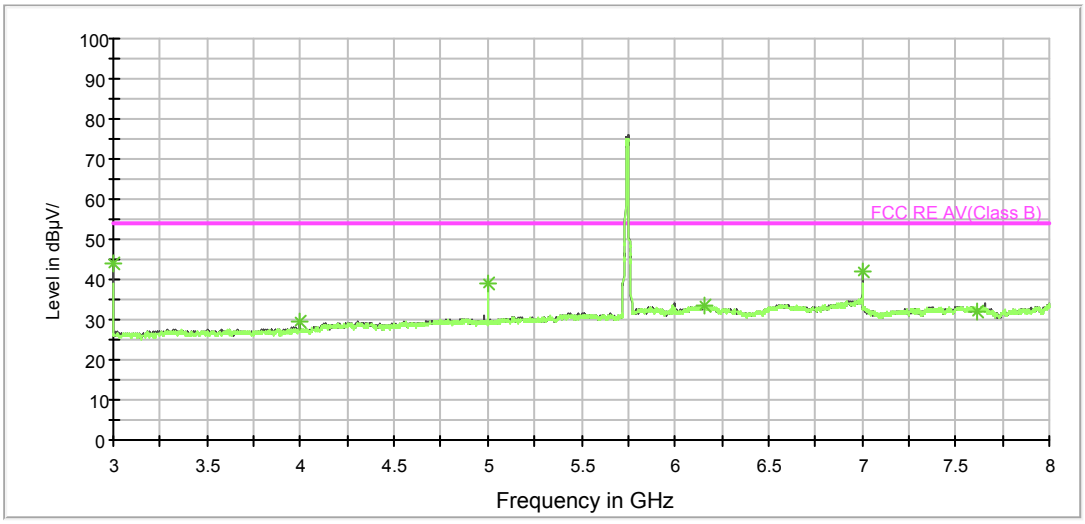

Radiates Emission from 3GHz to 8GHz

Note: The signal beyond the limit is carrier.

This report shall not be reproduced except in full, without the written approval of TA Technology (Shanghai) Co., Ltd.

RE 3-18GHz PK+AV

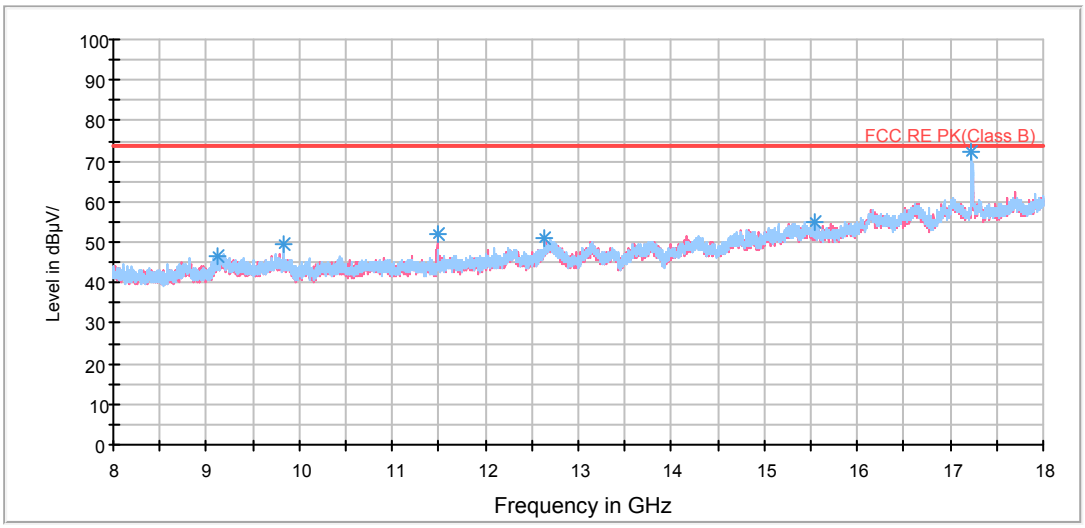

RE 3-18GHz PK+AV

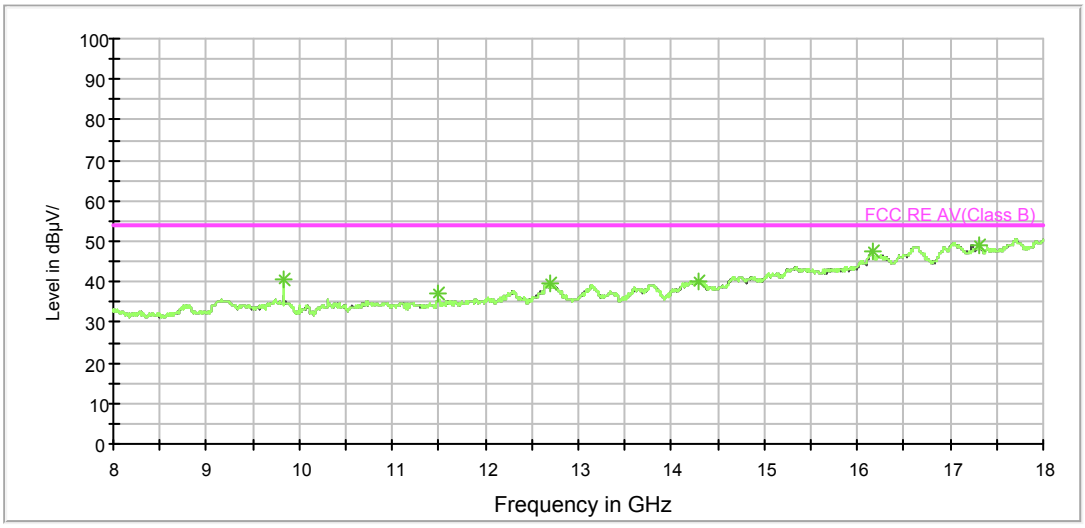

Radiates Emission from 8GHz to 18GHz

This report shall not be reproduced except in full, without the written approval of TA Technology (Shanghai) Co., Ltd.

BELL_RE 18-26.5GHz PK+AV

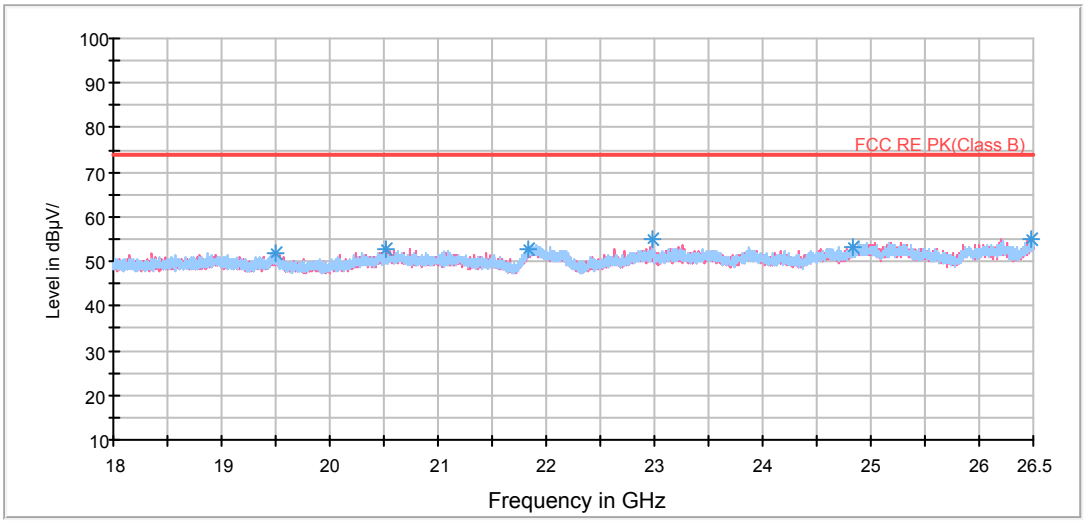

BELL_RE 18-26.5GHz PK+AV

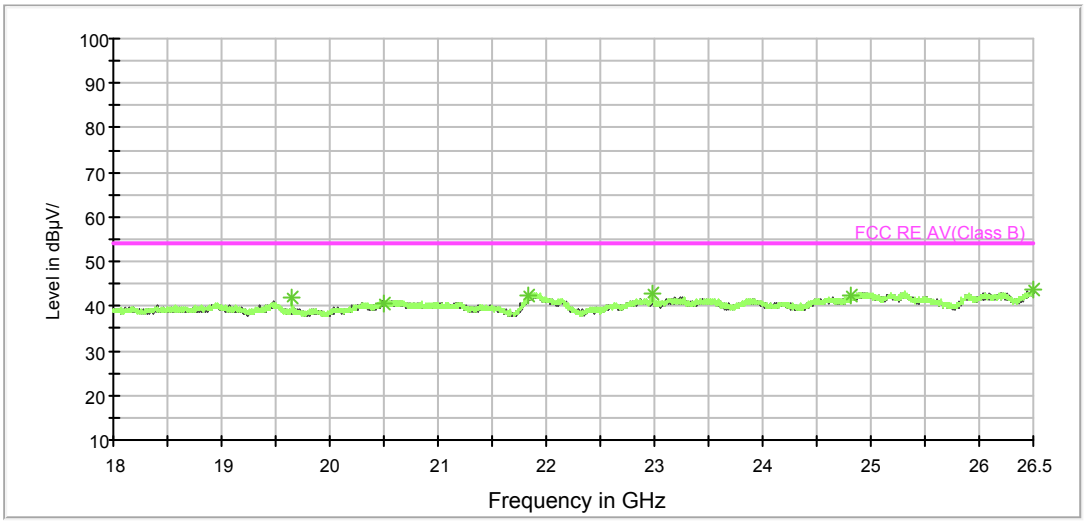

Radiates Emission from 18GHz to 26.5GHz

This report shall not be reproduced except in full, without the written approval of TA Technology (Shanghai) Co., Ltd.

BELL RE 26.5-40GHz PK+AV

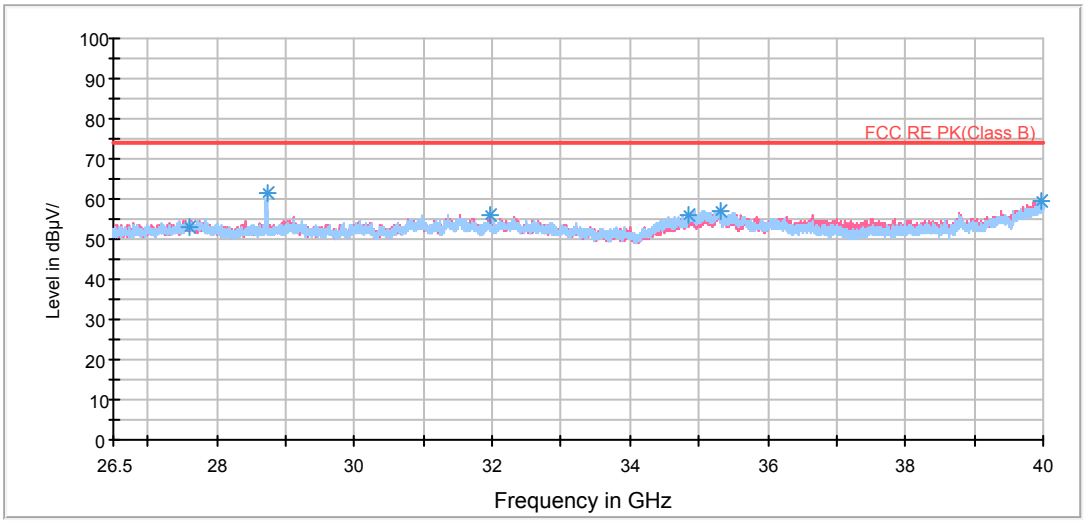

BELL RE 26.5-40GHz PK+AV

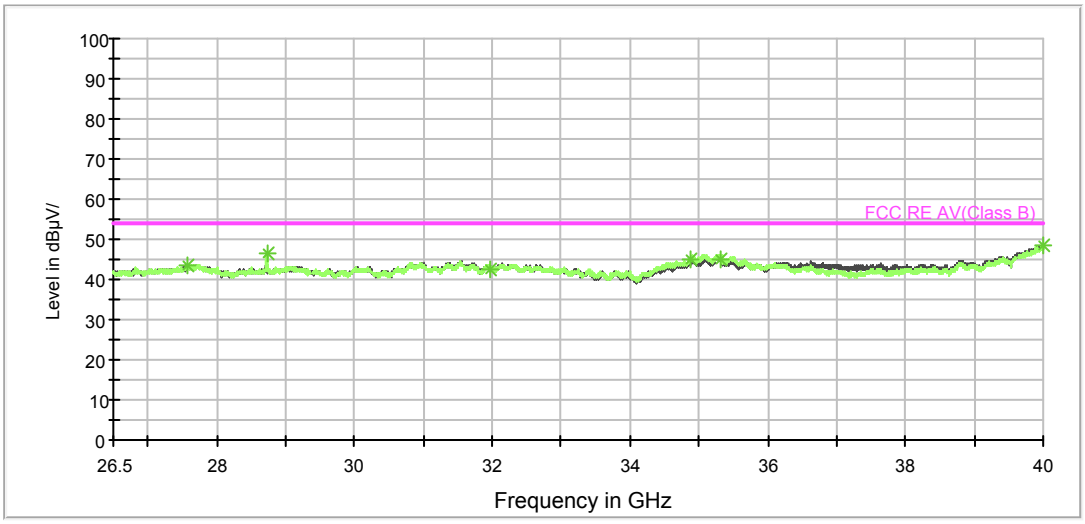

Radiates Emission from 26.5GHz to 40GHz

Frequency (MHz)	Peak (dBuV/m)	Height (cm)	Polarization	Azimuth (deg)	Reading value (dBuV/m)	Correct Factor (dB)	Margin (dB)	Limit (dBuV/m)
3000.000000	46.7	200.0	V	132.0	49.9	-3.2	27.3	74
3995.000000	40.2	200.0	V	0.0	41.3	-1.1	33.8	74
5000.000000	43.4	200.0	V	225.0	41.8	1.6	30.6	74
6146.875000	45.3	200.0	H	164.0	39.8	5.5	28.7	74
6998.750000	47.8	200.0	H	86.0	41.3	6.5	26.2	74
7611.875000	45.3	200.0	H	0.0	38.4	6.9	28.7	74

Remark: 1. Correction Factor = Antenna factor+ Insertion loss (cable loss + amplifier gain)

This report shall not be reproduced except in full, without the written approval of TA Technology (Shanghai) Co., Ltd.

Frequency (MHz)	Average (dBuV/m)	Height (cm)	Polarization	Azimuth (deg)	Reading value (dBuV/m)	Correct Factor (dB)	Margin (dB)	Limit (dBuV/m)
3000.000000	43.9	200.0	V	132.0	47.1	-3.2	10.1	54
4000.000000	29.4	200.0	V	332.0	30.5	-1.1	24.6	54
5000.000000	39.0	200.0	V	225.0	37.4	1.6	15.0	54
6155.000000	33.7	200.0	V	0.0	28.1	5.6	20.3	54
7000.000000	41.9	200.0	V	235.0	35.3	6.6	12.1	54
7611.875000	32.2	200.0	H	0.0	25.3	6.9	21.8	54

Remark: 1. Correction Factor = Antenna factor+ Insertion loss (cable loss + amplifier gain)

This report shall not be reproduced except in full, without the written approval of TA Technology (Shanghai) Co., Ltd.

802.11a CH157

RE 1G-3GHz PK+AV

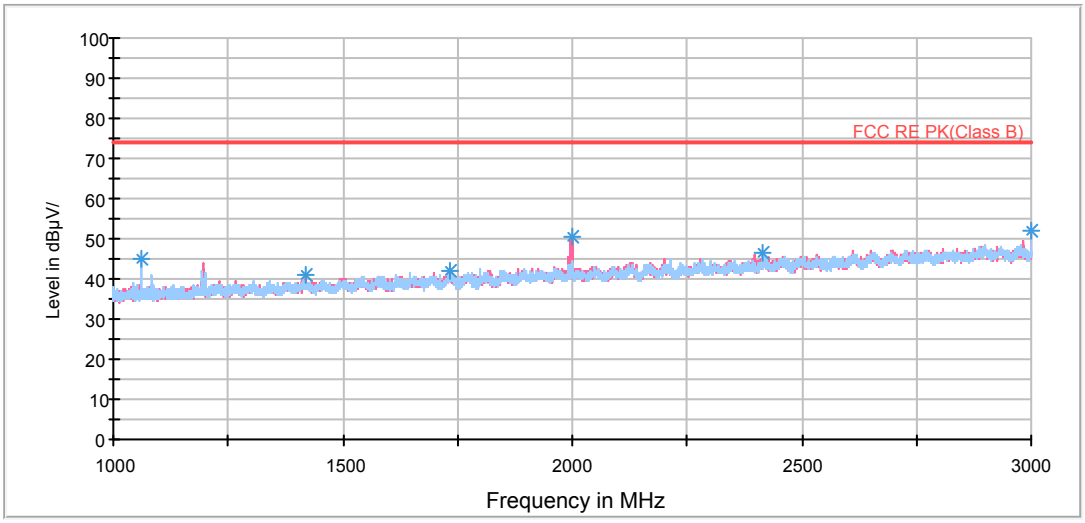

RE 1G-3GHz PK+AV

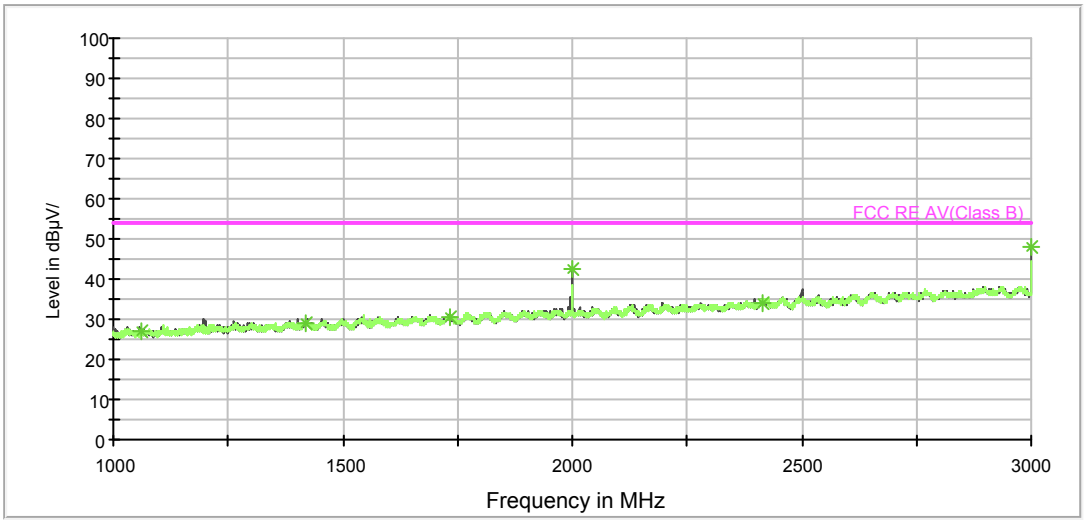

Radiates Emission from 1GHz to 3GHz

This report shall not be reproduced except in full, without the written approval of TA Technology (Shanghai) Co., Ltd.

RE 3-18GHz PK+AV

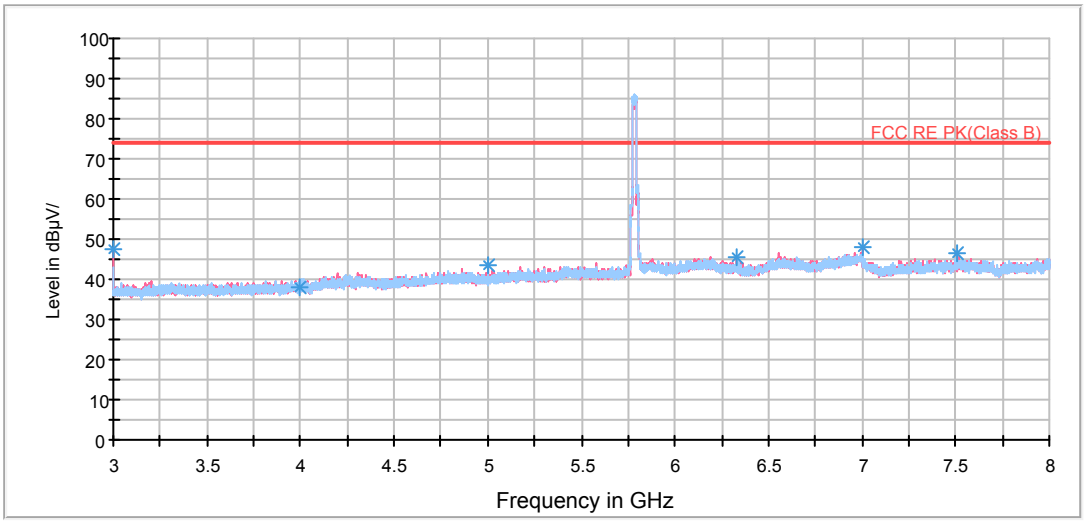

RE 3-18GHz PK+AV

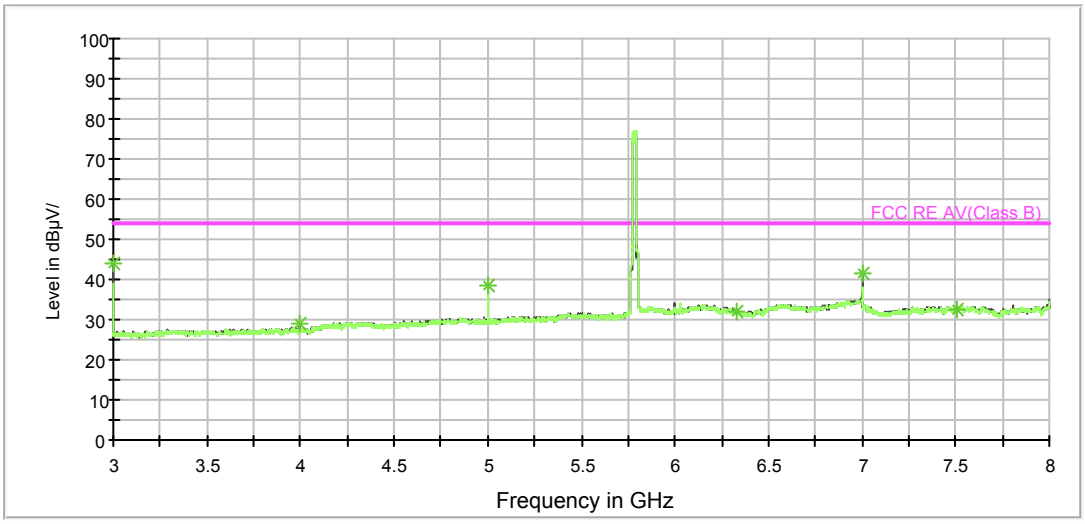

Radiates Emission from 3GHz to 8GHz

Note: The signal beyond the limit is carrier.

This report shall not be reproduced except in full, without the written approval of TA Technology (Shanghai) Co., Ltd.

RE 3-18GHz PK+AV

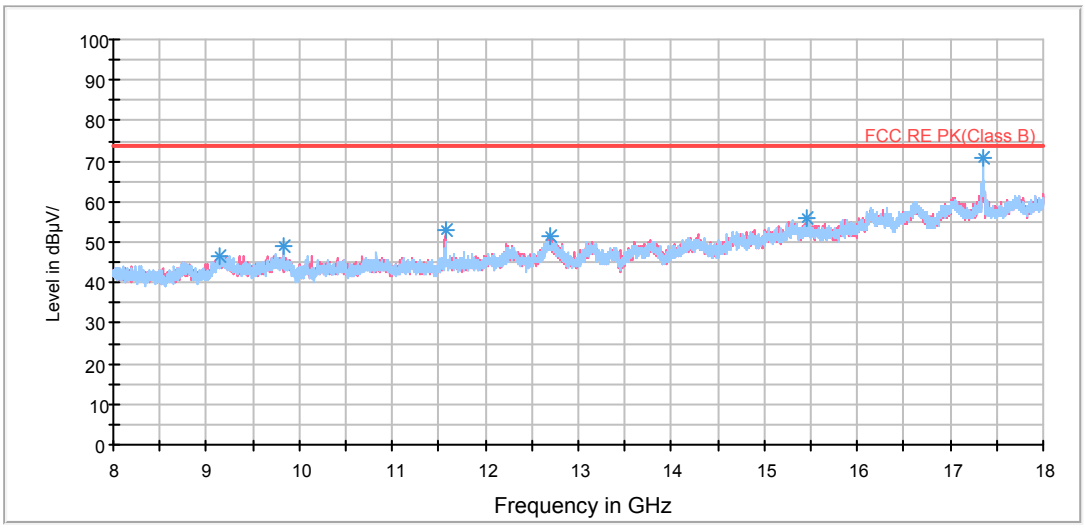

RE 3-18GHz PK+AV

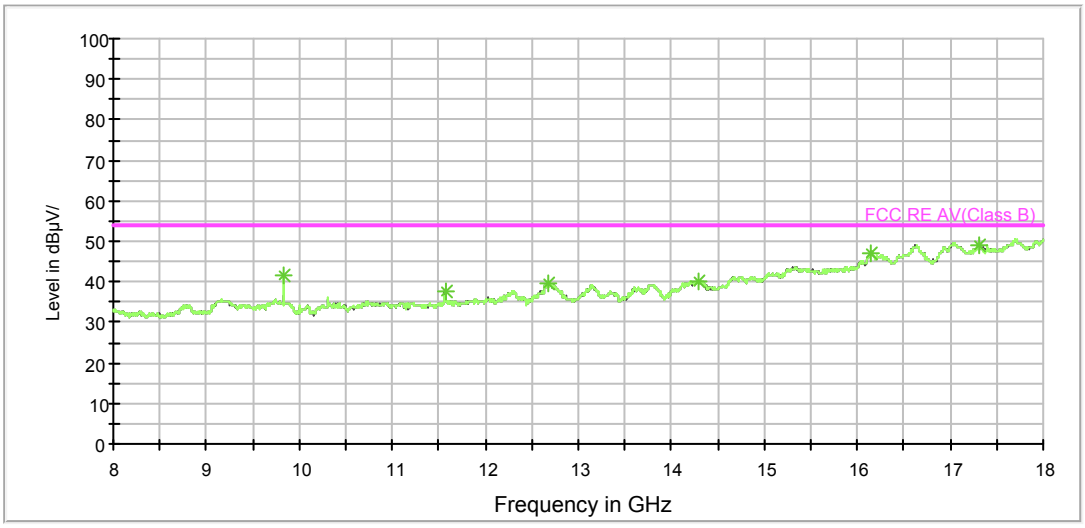

Radiates Emission from 8GHz to18GHz

This report shall not be reproduced except in full, without the written approval of TA Technology (Shanghai) Co., Ltd.

BELL_RE 18-26.5GHz PK+AV

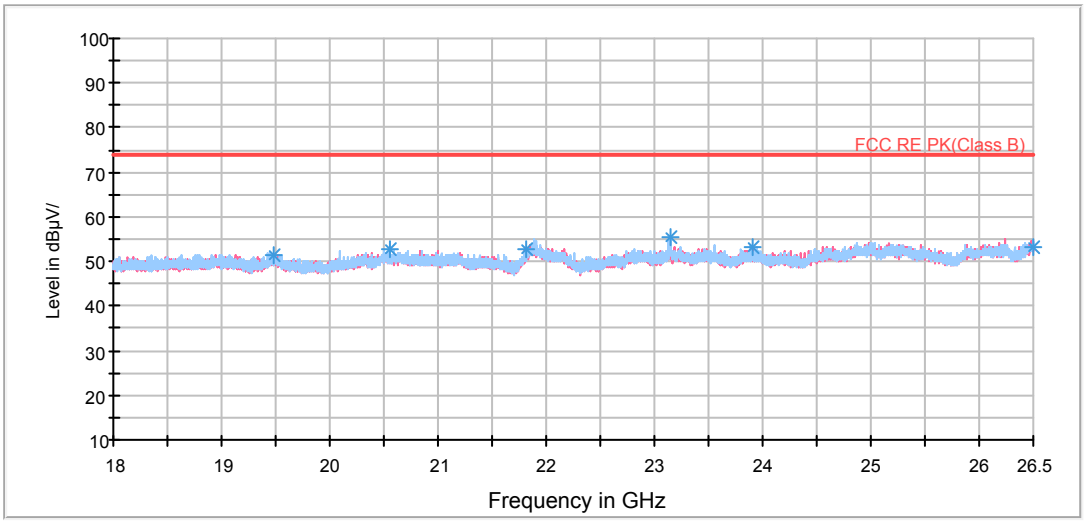

BELL_RE 18-26.5GHz PK+AV

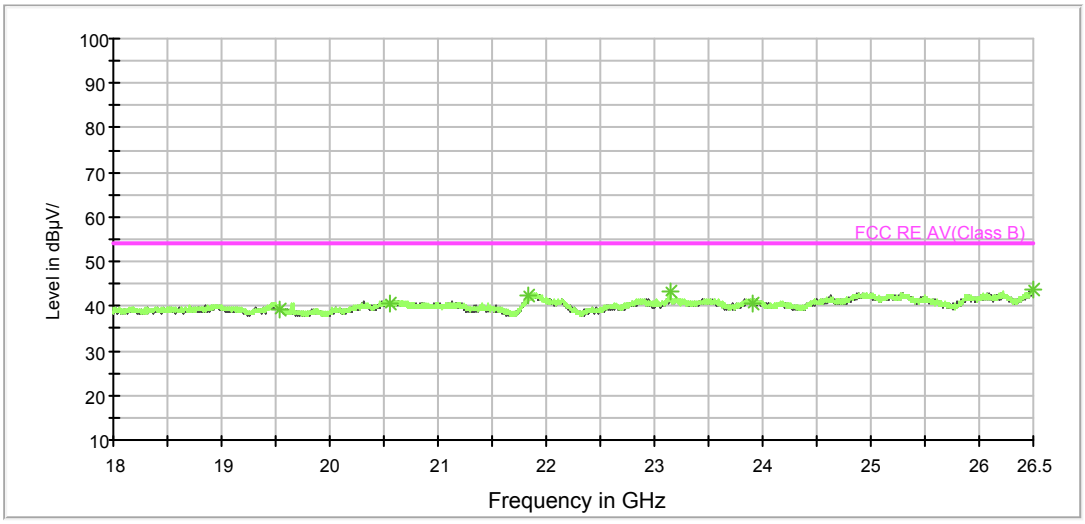

Radiates Emission from 18GHz to 26.5GHz

This report shall not be reproduced except in full, without the written approval of TA Technology (Shanghai) Co., Ltd.

BELL RE 26.5-40GHz PK+AV

BELL RE 26.5-40GHz PK+AV

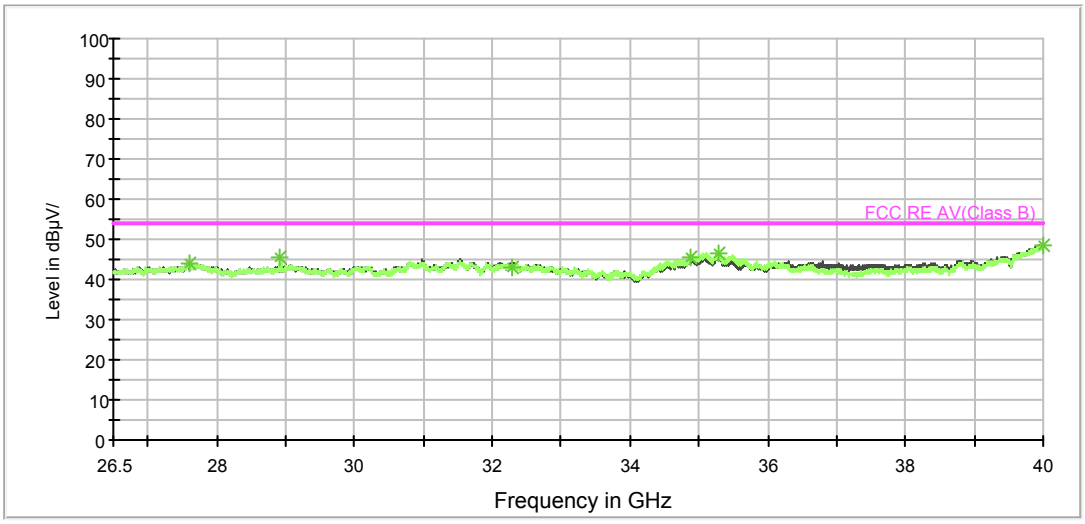

Radiates Emission from 26.5GHz to 40GHz

Frequency (MHz)	Peak (dBuV/m)	Height (cm)	Polarization	Azimuth (deg)	Reading value (dBuV/m)	Correct Factor (dB)	Margin (dB)	Limit (dBuV/m)
3000.000000	47.3	200.0	V	135.0	50.5	-3.2	26.7	74
4000.000000	38.0	200.0	V	176.0	39.1	-1.1	36.0	74
5000.000000	43.6	200.0	H	107.0	42.0	1.6	30.4	74
6333.750000	45.3	200.0	V	166.0	39.9	5.4	28.7	74
7000.625000	47.8	200.0	V	231.0	41.2	6.6	26.2	74
7504.375000	46.4	200.0	H	0.0	39.5	6.9	27.6	74

Remark: 1. Correction Factor = Antenna factor+ Insertion loss (cable loss + amplifier gain)

This report shall not be reproduced except in full, without the written approval of TA Technology (Shanghai) Co., Ltd.

Frequency (MHz)	Average (dBuV/m)	Height (cm)	Polarization	Azimuth (deg)	Reading value (dBuV/m)	Correct Factor (dB)	Margin (dB)	Limit (dBuV/m)
3000.000000	44.2	200.0	V	135.0	47.4	-3.2	9.8	54
4000.000000	29.1	200.0	V	176.0	30.2	-1.1	24.9	54
5000.000000	38.6	200.0	H	107.0	37.0	1.6	15.4	54
6333.750000	31.9	200.0	V	166.0	26.5	5.4	22.1	54
7000.000000	41.5	200.0	V	231.0	34.9	6.6	12.5	54
7504.375000	32.5	200.0	H	0.0	25.6	6.9	21.5	54

Remark: 1. Correction Factor = Antenna factor+ Insertion loss (cable loss + amplifier gain)

This report shall not be reproduced except in full, without the written approval of TA Technology (Shanghai) Co., Ltd.

802.11a CH165

RE 1G-3GHz PK+AV

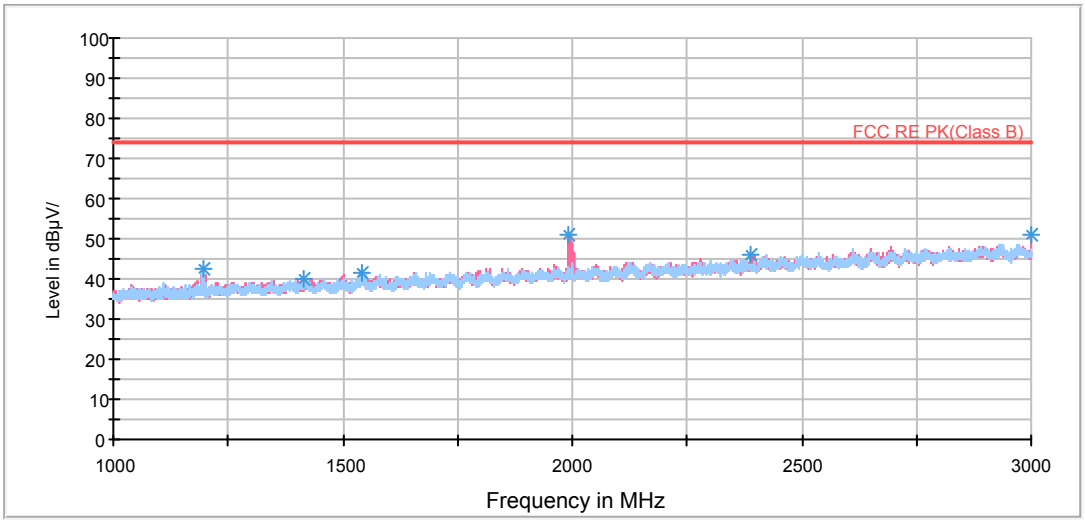

RE 1G-3GHz PK+AV

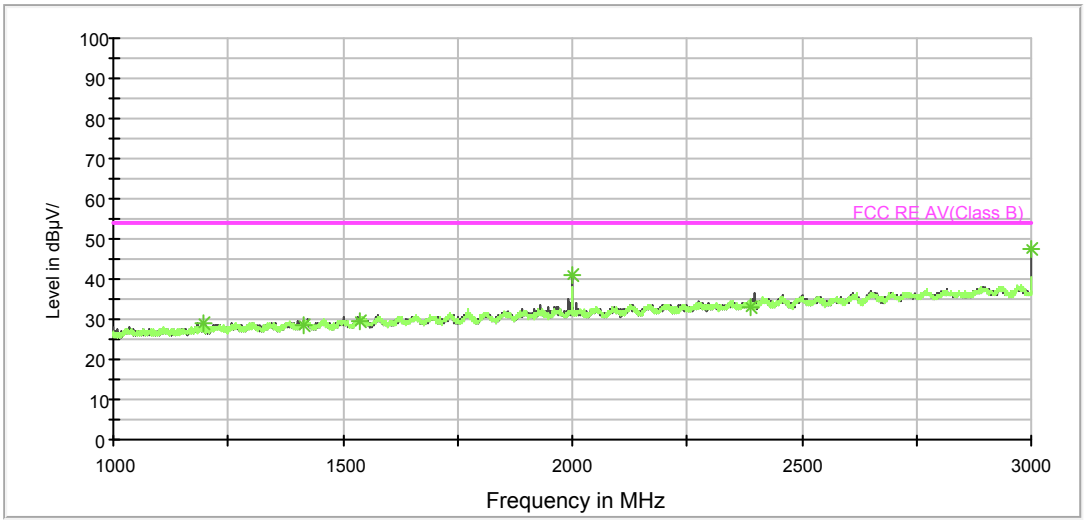

Radiates Emission from 1GHz to 3GHz

This report shall not be reproduced except in full, without the written approval of TA Technology (Shanghai) Co., Ltd.

RE 3-18GHz PK+AV

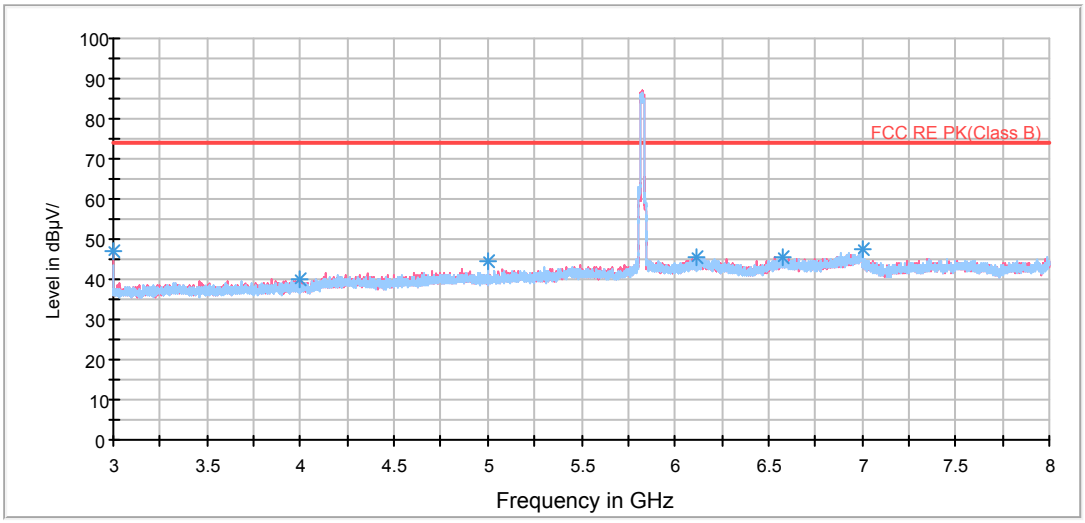

RE 3-18GHz PK+AV

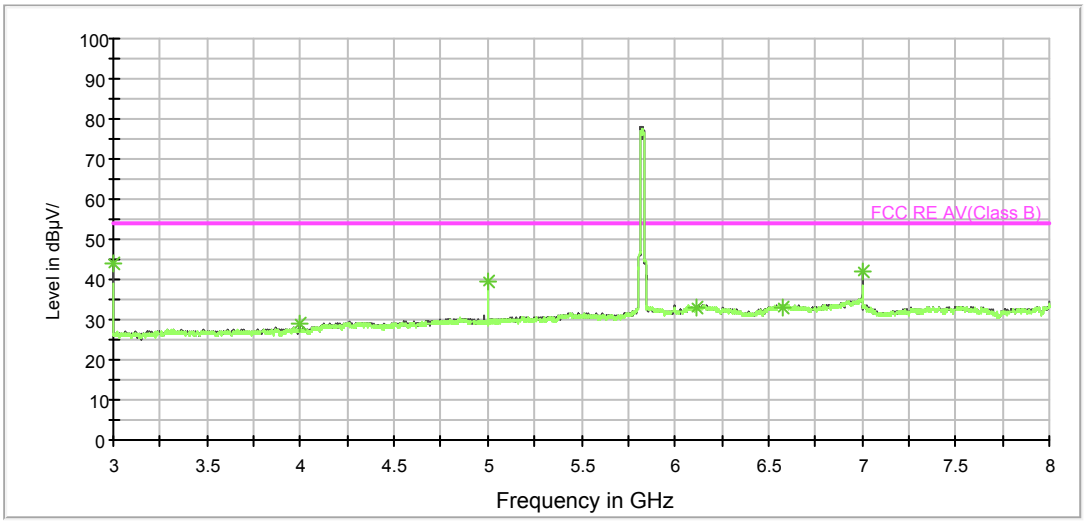

Radiates Emission from 3GHz to 8GHz

Note: The signal beyond the limit is carrier.

This report shall not be reproduced except in full, without the written approval of TA Technology (Shanghai) Co., Ltd.

RE 3-18GHz PK+AV

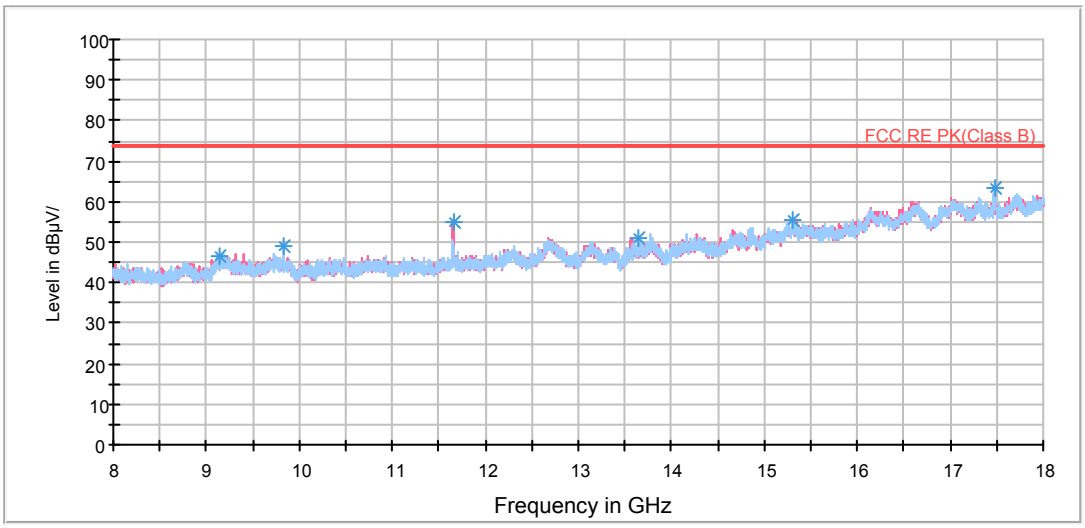

RE 3-18GHz PK+AV

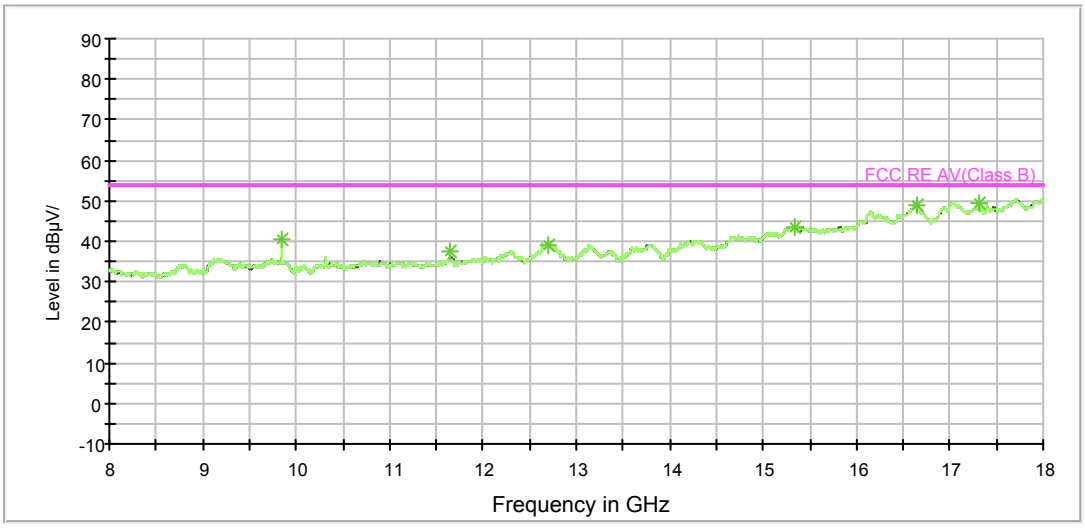

Radiates Emission from 8GHz to18GHz

This report shall not be reproduced except in full, without the written approval of TA Technology (Shanghai) Co., Ltd.

BELL_RE 18-26.5GHz PK+AV

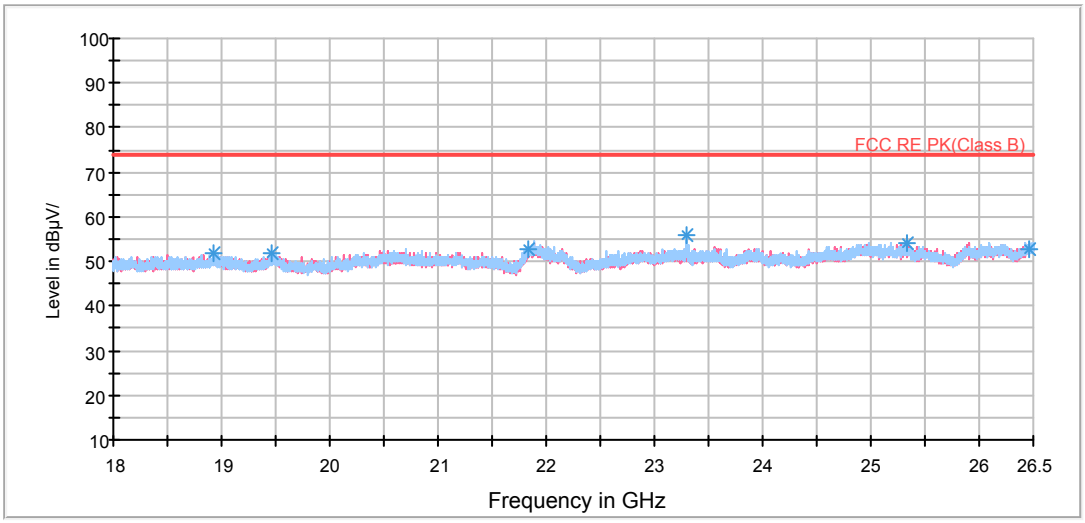

BELL_RE 18-26.5GHz PK+AV

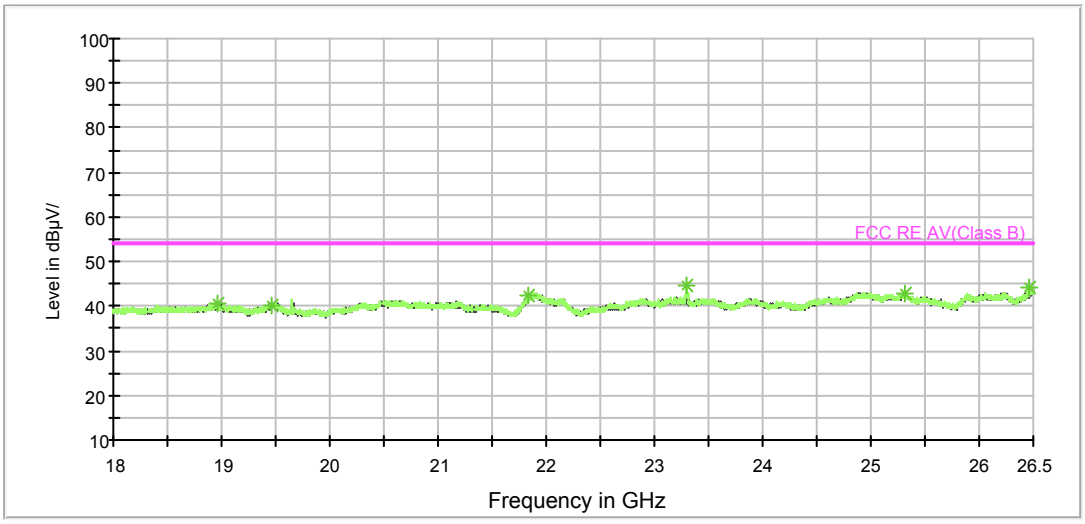

Radiates Emission from 18GHz to 26.5GHz

This report shall not be reproduced except in full, without the written approval of TA Technology (Shanghai) Co., Ltd.

BELL RE 26.5-40GHz PK+AV

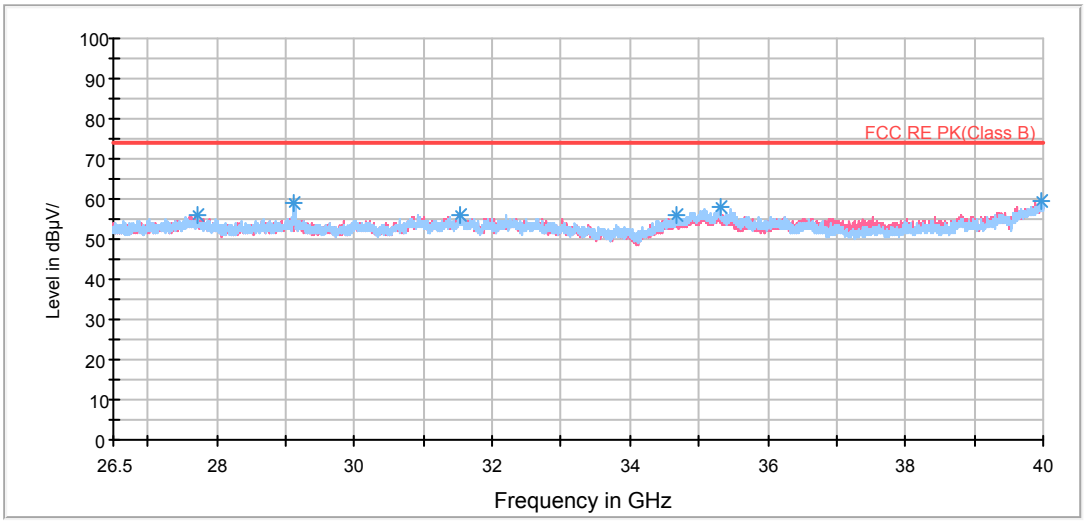

BELL RE 26.5-40GHz PK+AV

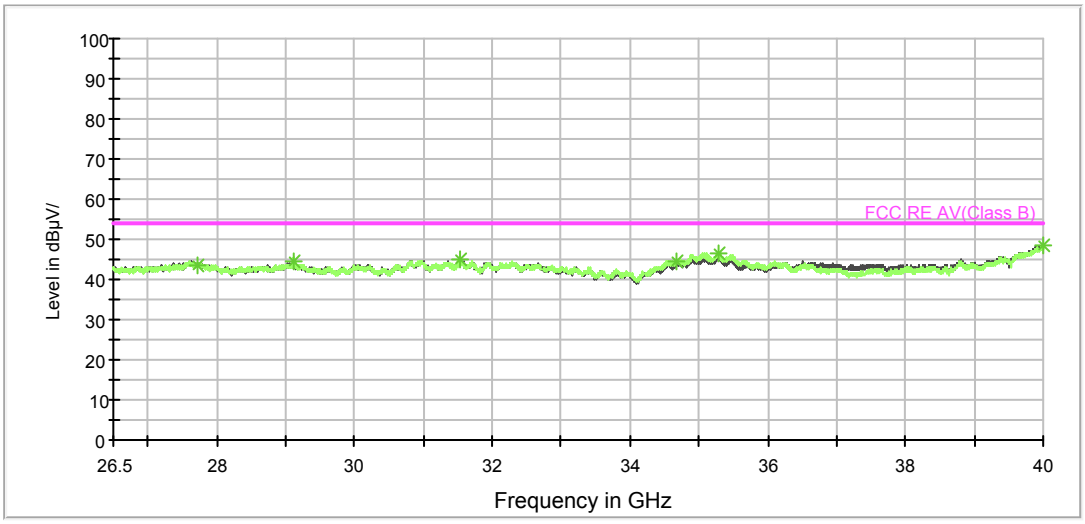

Radiates Emission from 26.5GHz to 40GHz

Frequency (MHz)	Peak (dBuV/m)	Height (cm)	Polarization	Azimuth (deg)	Reading value (dBuV/m)	Correct Factor (dB)	Margin (dB)	Limit (dBuV/m)
3000.000000	47.0	200.0	V	135.0	50.2	-3.2	27.0	74
4000.000000	40.0	200.0	V	184.0	41.1	-1.1	34.0	74
5000.000000	44.5	200.0	V	223.0	42.9	1.6	29.5	74
6116.250000	45.6	200.0	V	0.0	40.2	5.4	28.4	74
6576.875000	45.7	200.0	V	282.0	40.1	5.6	28.3	74
7000.000000	47.4	200.0	V	233.0	40.8	6.6	26.6	74

Remark: 1. Correction Factor = Antenna factor+ Insertion loss (cable loss + amplifier gain)

This report shall not be reproduced except in full, without the written approval of TA Technology (Shanghai) Co., Ltd.

Frequency (MHz)	Average (dBuV/m)	Height (cm)	Polarization	Azimuth (deg)	Reading value (dBuV/m)	Correct Factor (dB)	Margin (dB)	Limit (dBuV/m)
3000.000000	43.9	200.0	V	135.0	47.1	-3.2	10.1	54
4000.000000	29.2	200.0	V	184.0	30.3	-1.1	24.8	54
5000.000000	39.6	200.0	V	223.0	38.0	1.6	14.4	54
6116.250000	32.9	200.0	V	0.0	27.5	5.4	21.1	54
6576.875000	33.0	200.0	V	282.0	27.4	5.6	21.0	54
7000.000000	42.2	200.0	V	233.0	35.6	6.6	11.8	54

Remark: 1. Correction Factor = Antenna factor+ Insertion loss (cable loss + amplifier gain)

This report shall not be reproduced except in full, without the written approval of TA Technology (Shanghai) Co., Ltd.

802.11n (HT20) CH36

RE 1G-7GHz PK+AV Class B

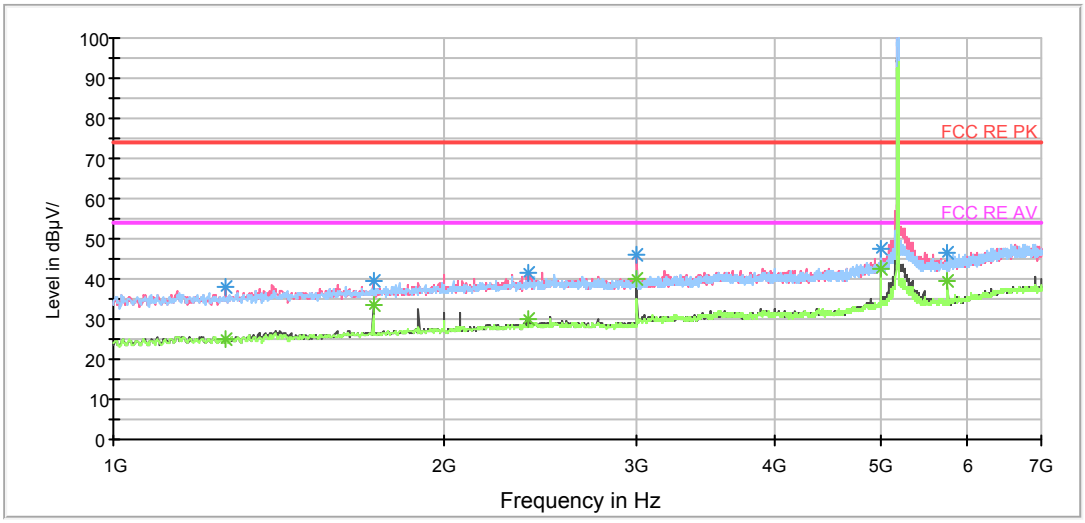

Radiates Emission from 1GHz to 7GHz

Note: The signal beyond the limit is carrier.

FCC RE 1G-18GHz PK+AV Class B

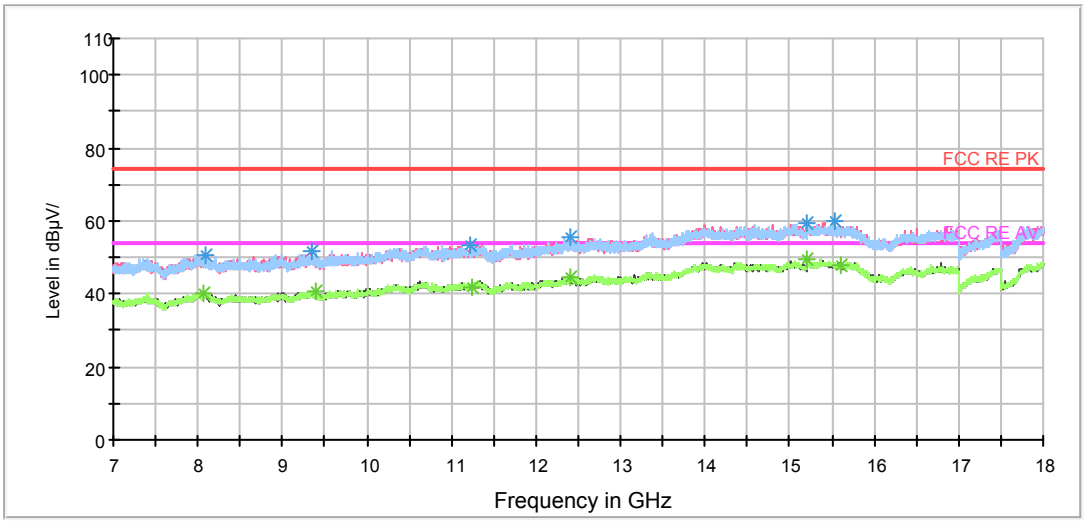

Radiates Emission from 7GHz to 18GHz

This report shall not be reproduced except in full, without the written approval of TA Technology (Shanghai) Co., Ltd.

RE 18-26.5GHz PK+AV

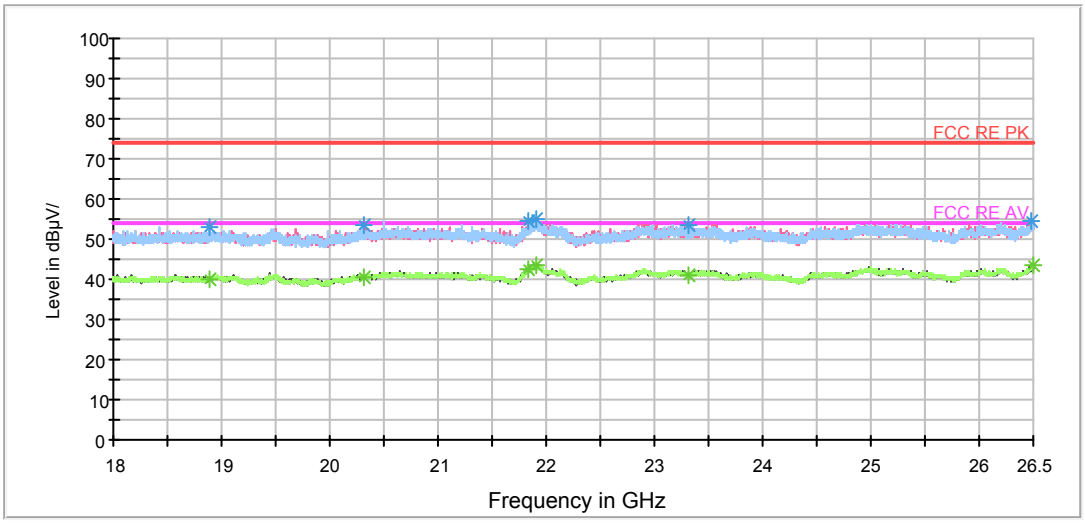

Radiates Emission from 18GHz to 26.5GHz

RE 26.5-40GHz PK+AV Class B

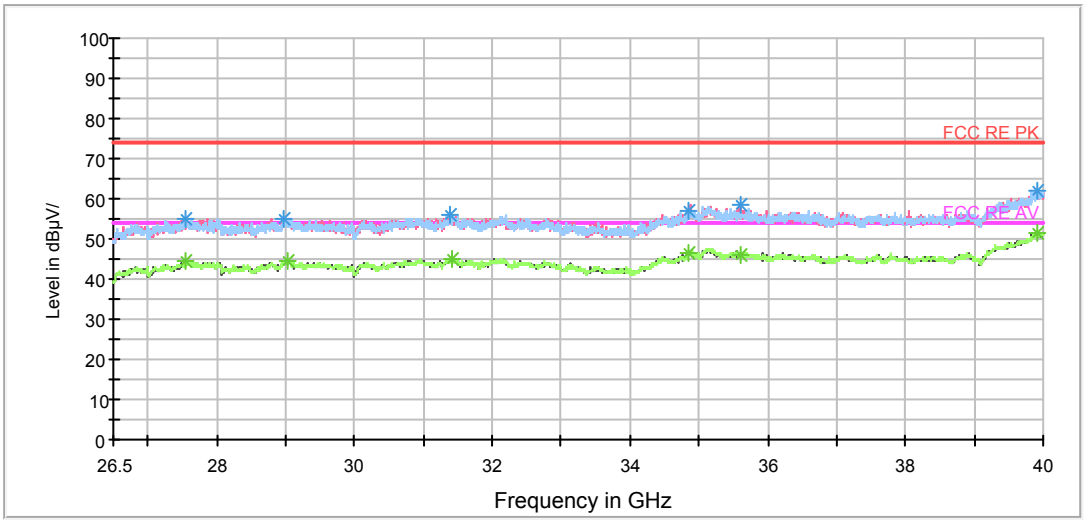

Radiates Emission from 26.5GHz to 40GHz

Frequency (MHz)	Peak (dBuV/m)	Height (cm)	Polarization	Azimuth (deg)	Reading value (dBuV/m)	Correct Factor (dB)	Margin (dB)	Limit (dBuV/m)
1265.500000	37.8	100.0	V	308.0	45.2	-7.4	36.2	74
1724.500000	39.6	100.0	V	287.0	45.4	-5.8	34.4	74
2389.000000	41.7	100.0	V	0.0	45.0	-3.3	32.3	74
2999.500000	46.1	100.0	V	6.0	48.5	-2.4	27.9	74
5000.500000	47.3	100.0	V	338.0	41.9	5.4	26.7	74
5756.500000	46.6	100.0	H	166.0	40.0	6.6	27.4	74

Remark: 1. Correction Factor = Antenna factor+ Insertion loss (cable loss + amplifier gain)

This report shall not be reproduced except in full, without the written approval of TA Technology (Shanghai) Co., Ltd.

Frequency (MHz)	Average (dBuV/m)	Height (cm)	Polarization	Azimuth (deg)	Reading value (dBuV/m)	Correct Factor (dB)	Margin (dB)	Limit (dBuV/m)
1265.500000	25.2	100.0	V	308.0	32.6	-7.4	28.8	54
1724.500000	33.6	100.0	V	287.0	39.4	-5.8	20.4	54
2389.000000	29.8	100.0	V	0.0	33.1	-3.3	24.2	54
2999.500000	39.9	100.0	V	6.0	42.3	-2.4	14.1	54
5000.500000	42.5	100.0	V	338.0	37.1	5.4	11.5	54
5756.500000	39.5	100.0	H	166.0	32.9	6.6	14.5	54

Remark: 1. Correction Factor = Antenna factor+ Insertion loss (cable loss + amplifier gain)

This report shall not be reproduced except in full, without the written approval of TA Technology (Shanghai) Co., Ltd.

802.11n (HT20) CH40

RE 1G-7GHz PK+AV Class B

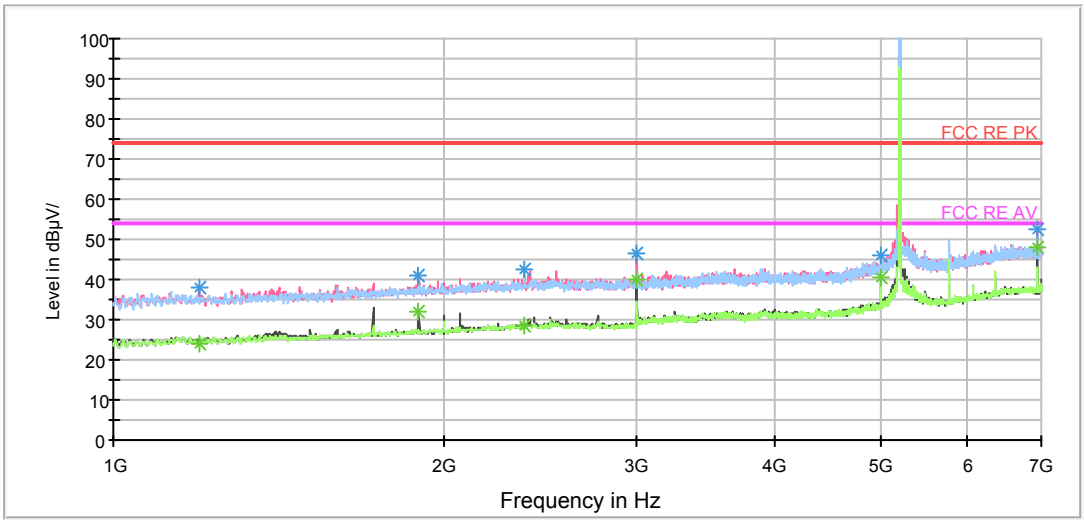

Radiates Emission from 1GHz to 7GHz

Note: The signal beyond the limit is carrier.

FCC RE 1G-18GHz PK+AV Class B

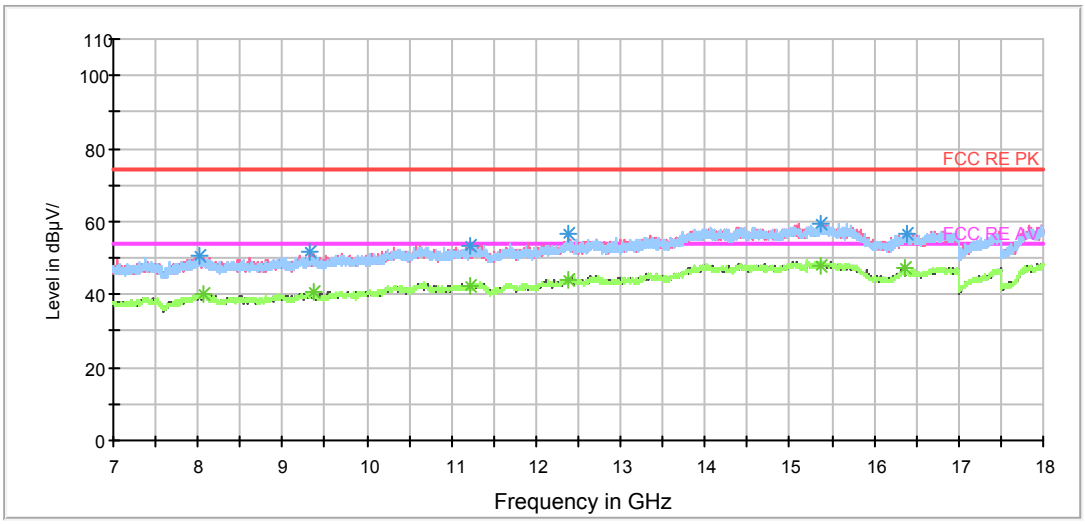

Radiates Emission from 7GHz to 18GHz

This report shall not be reproduced except in full, without the written approval of TA Technology (Shanghai) Co., Ltd.

RE 18-26.5GHz PK+AV

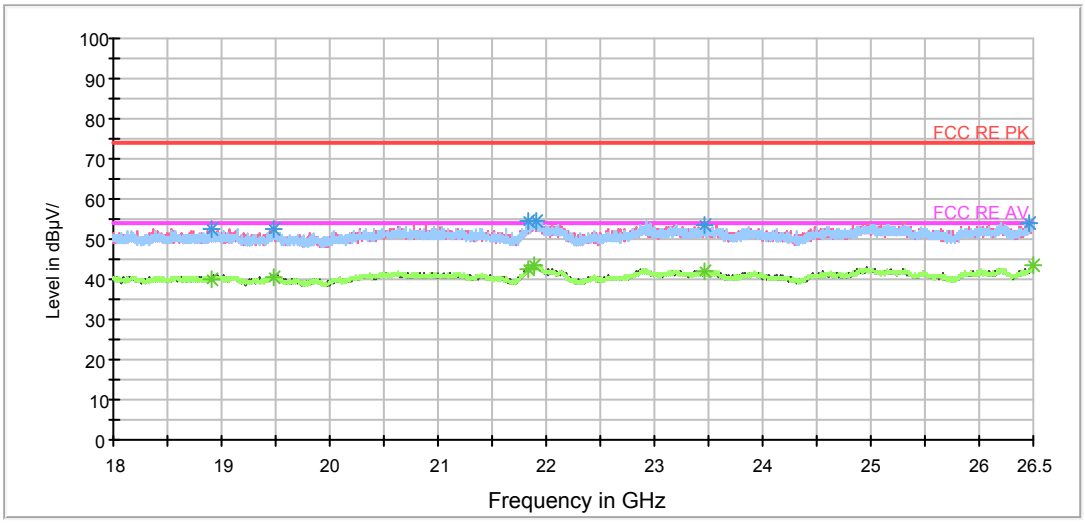

Radiates Emission from 18GHz to 26.5GHz

RE 26.5-40GHz PK+AV Class B

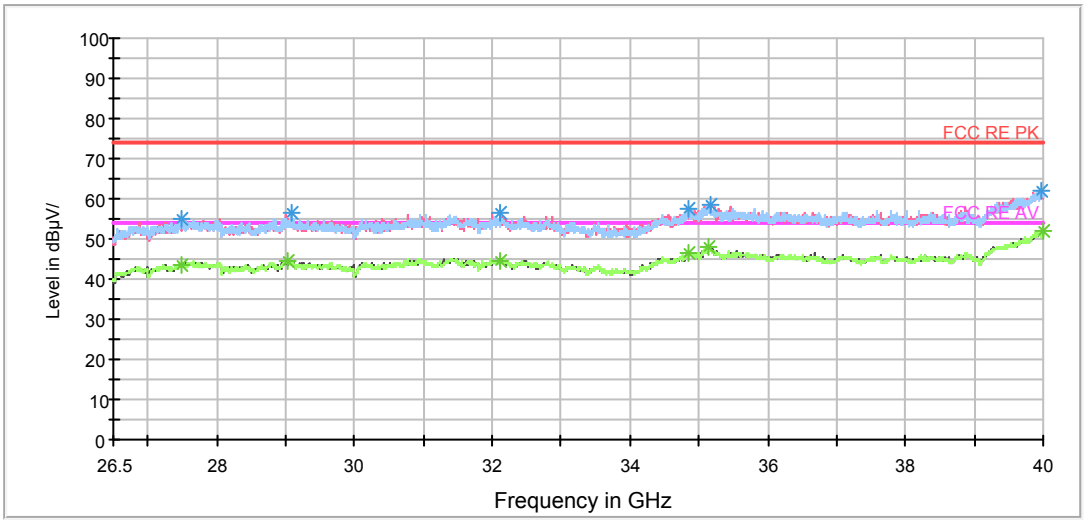

Radiates Emission from 26.5GHz to 40GHz

Frequency (MHz)	Peak (dBuV/m)	Height (cm)	Polarization	Azimuth (deg)	Reading value (dBuV/m)	Correct Factor (dB)	Margin (dB)	Limit (dBuV/m)
1196.500000	37.8	100.0	V	358.0	45.4	-7.6	36.2	74
1897.000000	40.9	100.0	V	308.0	46.1	-5.2	33.1	74
2365.000000	42.4	100.0	V	0.0	45.7	-3.3	31.6	74
2999.500000	46.5	100.0	V	0.0	48.9	-2.4	27.5	74
5000.500000	46.2	100.0	V	338.0	40.8	5.4	27.8	74
6934.000000	52.6	100.0	V	212.0	42.5	10.1	21.4	74

Remark: 1. Correction Factor = Antenna factor+ Insertion loss (cable loss + amplifier gain)

This report shall not be reproduced except in full, without the written approval of TA Technology (Shanghai) Co., Ltd.

Frequency (MHz)	Average (dBuV/m)	Height (cm)	Polarization	Azimuth (deg)	Reading value (dBuV/m)	Correct Factor (dB)	Margin (dB)	Limit (dBuV/m)
1196.500000	24.2	100.0	V	358.0	31.8	-7.6	29.8	54
1897.000000	32.0	100.0	V	308.0	37.2	-5.2	22.0	54
2365.000000	28.5	100.0	V	0.0	31.8	-3.3	25.5	54
2999.500000	40.0	100.0	V	0.0	42.4	-2.4	14.0	54
5000.500000	40.5	100.0	V	338.0	35.1	5.4	13.5	54
6934.000000	48.0	100.0	V	212.0	37.9	10.1	6.0	54

Remark: 1. Correction Factor = Antenna factor+ Insertion loss (cable loss + amplifier gain)

This report shall not be reproduced except in full, without the written approval of TA Technology (Shanghai) Co., Ltd.

802.11n (HT20) CH48

RE 1G-7GHz PK+AV Class B

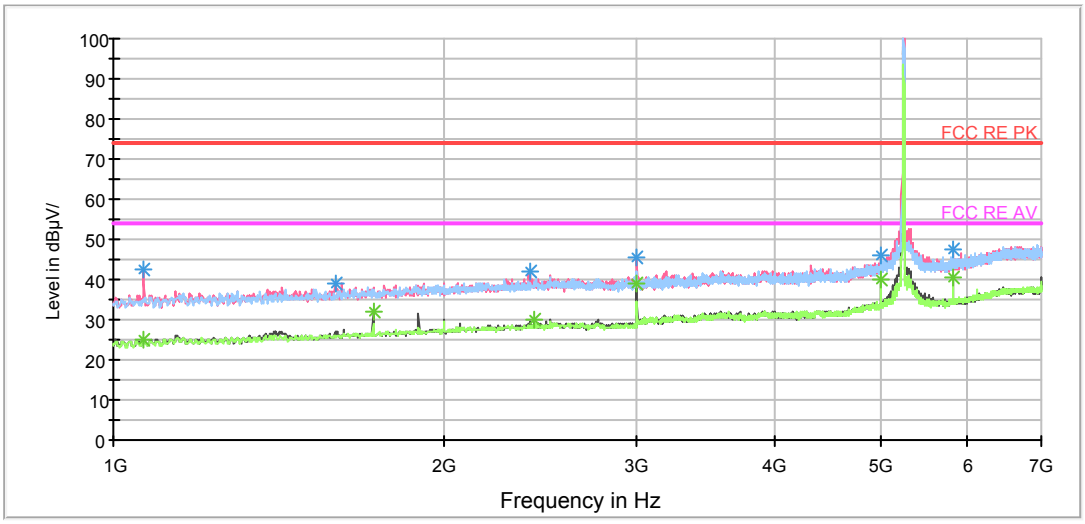

Radiates Emission from 1GHz to 7GHz

FCC RE 1G-18GHz PK+AV Class B

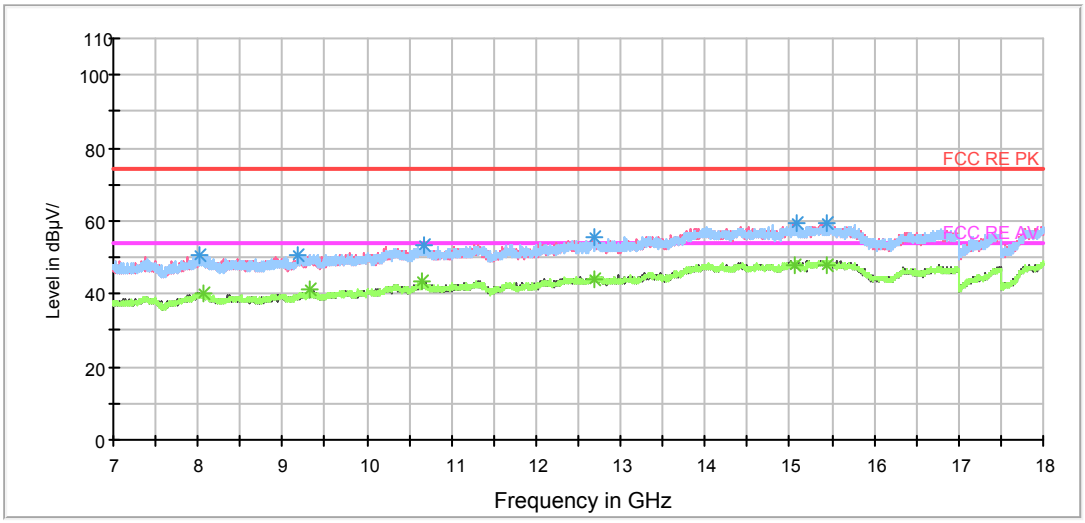

Note: The signal beyond the limit is carrier.

Radiates Emission from 7GHz to 18GHz

This report shall not be reproduced except in full, without the written approval of TA Technology (Shanghai) Co., Ltd.

RE 18-26.5GHz PK+AV

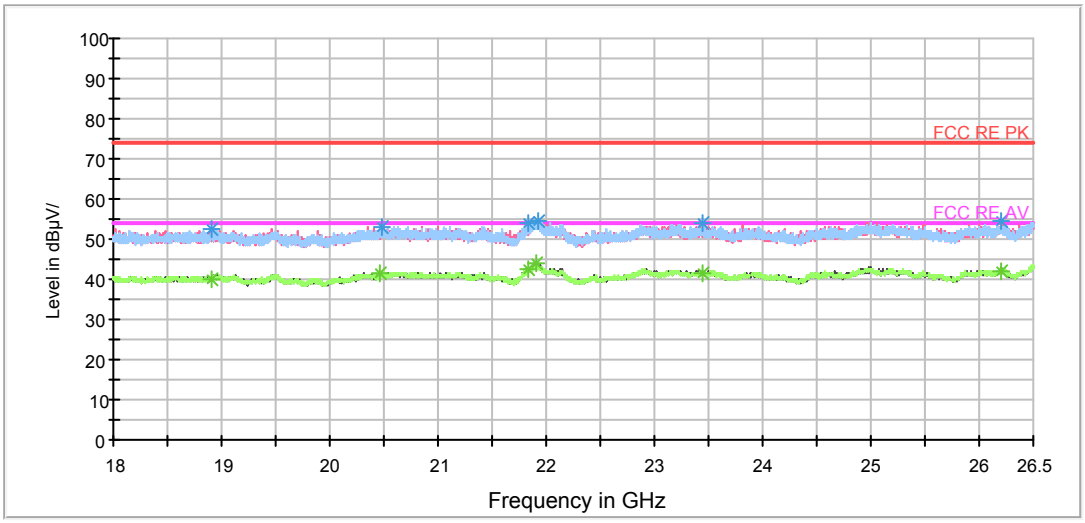

Radiates Emission from 18GHz to 26.5GHz

RE 26.5-40GHz PK+AV Class B

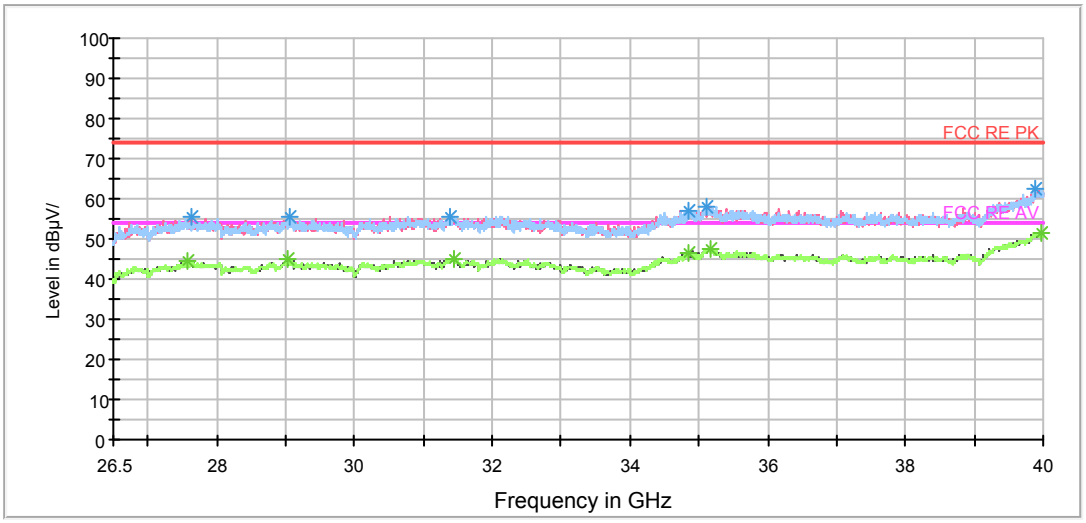

Radiates Emission from 26.5GHz to 40GHz

Frequency (MHz)	Peak (dBuV/m)	Height (cm)	Polarization	Azimuth (deg)	Reading value (dBuV/m)	Correct Factor (dB)	Margin (dB)	Limit (dBuV/m)
1064.500000	42.5	100.0	V	331.0	50.5	-8.0	31.5	74
1592.500000	39.2	100.0	V	192.0	45.5	-6.3	34.8	74
2393.500000	41.9	100.0	V	0.0	45.1	-3.2	32.1	74
2999.500000	45.5	100.0	V	0.0	47.9	-2.4	28.5	74
5000.500000	45.9	100.0	V	289.0	40.5	5.4	28.1	74
5822.500000	47.4	100.0	V	357.0	40.7	6.7	26.6	74

Remark: 1. Correction Factor = Antenna factor+ Insertion loss (cable loss + amplifier gain)

This report shall not be reproduced except in full, without the written approval of TA Technology (Shanghai) Co., Ltd.