QUICCO SOUND

WIRELESS MIDI INTERFACE mi.1



Thank you for purchasing the Wireless MIDI Interface ***mi.1***.

⚠ Be sure to read this manual before use.
After reading this manual, store it in a safe place.

Intended Use

mi.1 is an interface inserted into electronic musical instruments with MIDI connectors that allows bidirectional MIDI communication between iPhone/iPad/Mac and the instrument.
- Insert only into MIDI connectors.
- Use only as an interface for electronic musical instruments.

Included Items

- mi.1: 1
- Operation Manual (this manual): 1

Specifications

• Wireless system	Bluetooth Low Energy
• Connector plug	MIDI plug (5-pin DIN) x 2
• Power consumption	7 mW (when MIDI OUT is 3.3 V) 25 mW (when MIDI OUT is 5 V)

- Hall element switch x 1
- Magnet x 1
- LED (white) x 1

*The specifications and external appearance may change without notice due to continuous improvements.

Safety Precautions

Be sure to read and follow the directions of the cautions described below to prevent electric shocks, fires, injuries and malfunctions.

⚠ CAUTION

- Do not use this product for uses other than its intended use.
- Stop using this product immediately if it generates heat, smoke or odors, or if there are any other abnormalities.
- Stop using this product immediately if it is damaged.
- Do not disassemble, alter or repair this product by yourself.

Usage Precautions

Do not leave this product in the following places:
- Places where there is direct sunlight, or inside automobiles in the sun. Places with high heat such as near heaters.
- Places with high humidity or where condensation occurs.
  This product does not have a waterproof construction. Use and store in places where it will not be exposed to water or other liquids.
- Insert only into MIDI connectors.
- Follow local regulations and ordinances when disposing of this product.

For European Union

Information for Users on Collection and Disposal of Old Equipment

This symbol on the products, packaging, and/or accompanying documents means that used electrical and electronic products should not be mixed with general household waste.
For proper treatment, recovery and recycling of old products, please take them to applicable collection points, in accordance with your national legislation and the Directives 2002/96/EC.
By disposing of these products correctly, you will help to save valuable resources and prevent any potential negative effects on human health and the environment which could otherwise arise from inappropriate waste handling.
For more information about collection and recycling of old products, please contact your local municipality, your waste disposal service or the point of sale where you purchased the items.

[For business users in the European Union]
If you wish to discard electrical and electronic equipment, please contact your dealer or supplier for further information.

[Information on Disposal in other Countries outside the European Union]
This symbol is only valid in the European Union. If you wish to discard these items, please contact your local authorities or dealer and ask for the correct method of disposal.

Wireless Precautions

For USA

FCC STATEMENT
This device complies with Part 15 of the FCC Rules. Operation is subject to the following two conditions: (1) this device may not cause harmful interference, and (2) this device must accept any interference received, including interference that may cause undesired operation.

FCC CAUTION
Changes or modifications not expressly approved by the party responsible for compliance could void the user's authority to operate the equipment.

NOTE: This equipment has been tested and found to comply with the limits for a Class B digital device, pursuant to part 15 of the FCC Rules. These limits are designed to provide reasonable protection against harmful interference in a residential installation. This equipment generates, uses and can radiate radio frequency energy and, if not installed and used in accordance with the instructions, may cause harmful interference to radio communications. However, there is no guarantee that interference will not occur in a particular installation. If this equipment does cause harmful interference to radio or television reception, which can be determined by turning the equipment off and on, the user is encouraged to try to correct the interference by one or more of the following measures:
- Reorient or relocate the receiving antenna.
- Increase the separation between the equipment.

This transmitter must not be co-located or operated in conjunction with any other antenna or transmitter.

This equipment complies with FCC radiation exposure limits set forth for an uncontrolled environment and meets the FCC radio frequency (RF) Exposure Guidelines. This equipment has very low levels of RF energy that are deemed to comply without testing of specific absorption rate(SAR).

Wireless Precautions

For European Union

QUICCO SOUND Corporation hereby declares that this ***WIRELESS MIDI INTERFACE mi.1*** is in compliance with the essential requirements and other relevant provisions of Directive 1999/5/EC and 2011/65/EU.
This statement has to be accompanied by the exact address (http://www.quicco.co.jp/support-mi1) where a copy of the original declaration of conformity may be found or obtained.

Installation

Check that the power of the electronic musical instrument has been turned off.
Insert ***mi.1*** into the MIDI IN/OUT ports as shown.

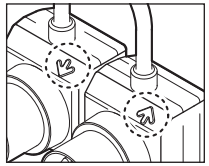

The arrows on the product show the direction of the MIDI signal. Use them as guides for installation.

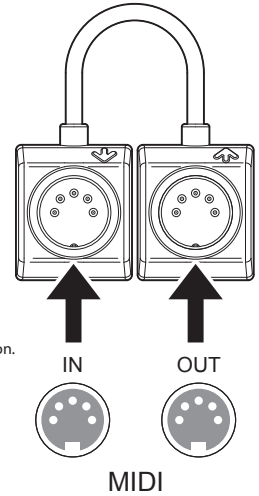

First Step

■ Firmware update

Update of the firmware is recommended so that mi.1 can be used in the most optimal condition. To do this, please download the dedicated iPhone/iPad application "Piano Jukebox" (free) from App Store.

Piano Jukebox

Please follow the instruction that can be found online at:
http://www.quicco.co.jp/mi1-update

How to connect to iPhone/iPad/Mac

Connection between iPhone/iPad is made by using Bluetooth MIDI-enabled applications such as GarageBand. For connection between Mac, go to Application/Utilities folder and open Audio MIDI Setup. For details please visit our website.

http://www.quicco.co.jp/how-to-connect-mi1v2

Firmware Version

Factory-default version of firmware is V2.

Terms of Product Warranty
For information about product warranty, returns or troubleshooting, please see the URL below.
http://www.quicco.co.jp/support-mi1

Authorised Representative
Crestec Europe B.V
110 Teleportboulevard, 1043 EJ, Amsterdam, The Netherlands

Manufacturer
QUICCO SOUND Corporation
B-2 3-3-1, Shinmiyakoda 1-chome, Kita-ku Hamamatsu
431-2103 Japan

iPhone/iPad are registered trademarks of Apple Inc.
MIDI is a registered trademark of the MIDI Manufacturers Association (MMA).
Bluetooth is the registered trademark of Bluetooth SIG.Inc.
©2014 QUICCO SOUND Corporation.

NF00120