Caution:

- Please remove the batteries from the remote control when not playing.
- When using the RC Drifter, please keep away from heat sources and avoid exposing the RC Drifter to direct sunlight for a long time.
- Keep hands, hair and loose clothes away from tires when the RC Drifter starts.
- Please don't pick up the RC Drifter when it's moving.

Battery Safety:

- Keep batteries away from children.
- The battery must be replaced by an adult.
- The battery can only be charged under the supervision of an adult. Do not leave the rechargeable battery unattended.
- Do not cover the battery when charging. Do not expose the battery directly to sunlight.
- Do not connect a fully charged battery to a charger; overcharging may shorten battery life.
- Do not handle the battery in fire, as the battery may explode.
- Do not short circuit the battery. When the metal objects suchas coins, clips or pens are directly connected to the positive (+) and negative (-) terminals, accidental short circuit of the battery may occur.

This device complies with Part 15 of the FCC Rules. Operation is subject to the following two conditions:

(1) this device may not cause harmful interference, and (2) this device must accept any interference received, including interference that may cause undesired operation.
FCC ID:
Warning: Changes or modifications to this unit not expressly approved by the party responsible for compliance could void the user's authority to operate the equipment.
NOTE: This equipment has been tested and found to comply with the limits for a Class B digital device, pursuant to Part 15 of the FCC Rules. These limits are designed to provide reasonable protection against harmful interference in a residential installation. This equipment generates, uses and can radiate radio frequency energy and, if not installed and used in accordance with the instructions, may cause harmful interference to radio communications. However, there is no guarantee that interference will not occur in a particular installation. If this equipment does cause harmful interference to radio or television reception, which can be determined by turning the equipment off and on, the user is encouraged to try to correct the interference by one or more of the following measures:
• Reorient or relocate the receiving antenna.
• Increase the separation between the equipment and receiver.
• Connect the equipment into an outlet on a circuit different from that to which the receiver is connected.
• Consult the dealer or an experienced radio/TV technician for help.
"This device complies with FCC radiation exposure limits set forth for general population (uncontrolled exposure).
This device must not be collocated or operating in conjunction with any other antenna or transmitter."

Manufactured and imported by:
KidiRace
AUSTIN, TX 78704
www.kidirace.com
© 2022 KIDIRACE
Made in China

EU Auth. Rep.: Razor Group Acquisition XIII GmbH
EU Auth. Rep. Address: Prinzessinnenstr. 20, 10969 Berlin
US Phone: (302) 543-2862
Email: Bulk@razor-group

UK Auth. Rep.: Razor Group Acquisition XXI Ltd
UK Auth. Rep. Address: 100 Avebury Boulevard, Milton Keynes, England, MK9 1FH
US Phone: (302) 543-2862
Email: Bulk@razor-group

KidiRace

For Ages 5+

Remote Control

RC Drifter

Owner's Manual

Item #KR-2412



Please read the entire manual prior to operation.
Please keep these instructions.

0-3

WARNING:
CHOKING HAZARD - Small parts.
Not suitable for children under 3 years.

Component Checklist:

- Rechargeable Drifter Car
- Remote Control
- Water Syringe
- USB Charging Cable

Battery Instructions:

Charging Instructions

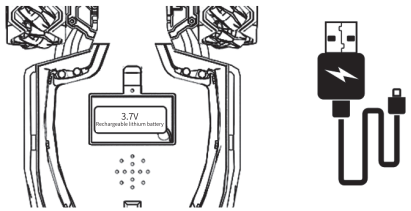

1. Make sure the power switch is set on the OFF position.
2. Locate the battery compartment on the bottom of the car and unscrew the battery cover.
3. Connect the battery to the USB charging cable.
4. Charging Time approximately 3 hours.

Battery Installation

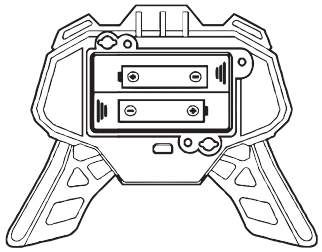

1. Locate the battery compartment
2. Unscrew the cover and insert (2) AA batteries (not included) according to the indicated polarity marks (+/-).
3. Close the cover and re-tighten the battery cover screw.

This device contains licence-exempt transmitter(s)/receiver(s) that comply with Innovation, Science and Economic Development Canada's licence-exempt RSS(s). Operation is subject to the following two conditions:
This device may not cause interference.
This device must accept any interference, including interference that may cause undesired operation of the device.
Cet appareil contient des émetteurs/récepteurs exemptés de licence qui sont conformes aux flux RSS exemptés de licence de Innovation, Science et développement économique Canada. L'exploitation est soumise aux deux conditions suivantes:
Cet appareil ne doit pas causer d'interférences.
Ce dispositif doit accepter toute interférence, y compris toute interférence pouvant causer un fonctionnement indésirable du dispositif

Remote Controller Directions:

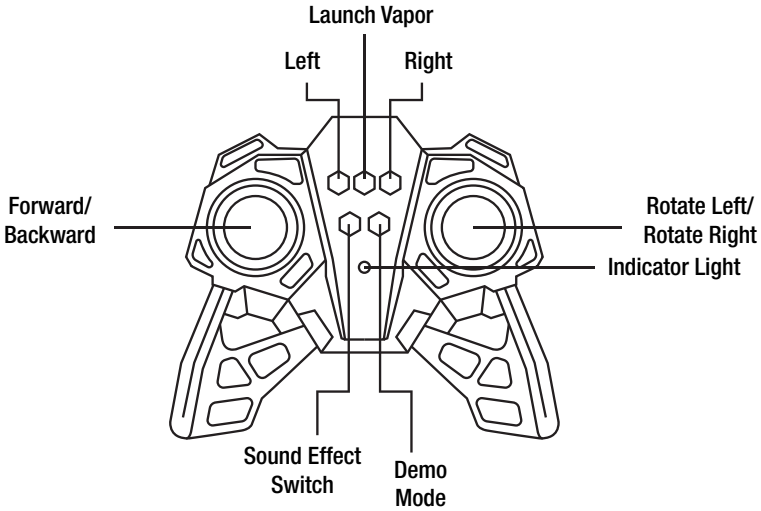

Vapor Spray Mode:

Squeeze syring to fill with water.



Open the water injection port and fill with clean water.

Press the spray button remote to activate vapor.