




Date: July 15, 2015

## FCC test app – Operating Instructions

1. Insert 2 x AAA batteries into thermometer device




2. Turn testing iPod on (if power is low, please charge with accompanying cord)

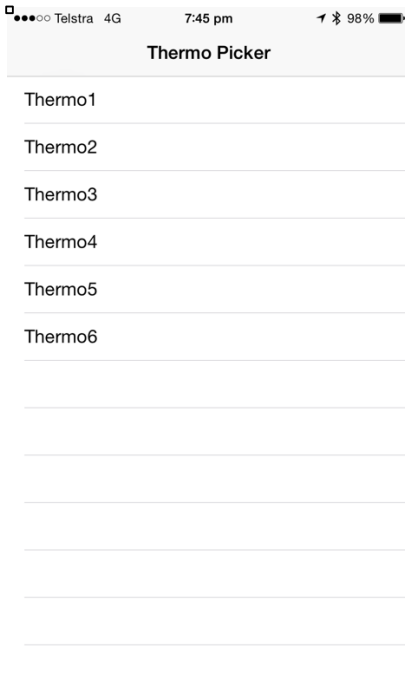


3. Ensure Bluetooth is turned on (Bluetooth should be turned on by default)

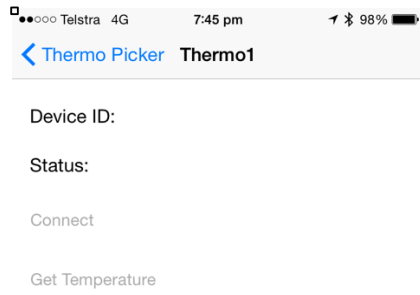
4. Press icon for “ThermoCloud” app




5. Select the corresponding thermometer – each thermometer is labelled 1 to 6.  
a. Note: label number is only used for testing purposes where multiple devices are in the phone’s vicinity



6. Select “Connect” to connect the thermometer



7. Point device sensor at desired surface (5 cm is ideal) – sensor is circled below



8. Select "Get temperature" to record surface temperature with device
9. Press the "Disconnect" button to disconnect from the thermometer. The thermometer will also disconnect automatically after 2 minutes of inactivity

Notice:

This device complies with Part 15 of the FCC rules. Operation is subject to the following two conditions:

1) this device may not cause harmful interference, and 2) this device must accept any interference received, including interference that may cause undesired operation.

Changes or modifications not expressly approved by the party responsible for compliance could void your authority to operate the equipment.