FCC CFR47 PART 22H, 24E, 27 CERTIFICATION TEST REPORT

FCC ID: 2AELAONEULTRA

Product: Smartphone

Trade Name: OWN

Model Number: One Ultra

Serial Model: N/A

Report No.: NTEK- 2016NT08198385F6

Prepared for

Ingram Micro Chile S.A

EI Rosal,4765,Huechuraba,Santiago,CL

Prepared by

Shenzhen NTEK Testing Technology Co., Ltd.
1/F, Building E, Fenda Science Park, Sanwei Community,Xixiang Street
Bao'an District, Shenzhen 518126 P.R. China
Tel.: +86-755-6115 6588 Fax.: +86-755-6115 6599
Website:http://www.ntek.org.cn

TEST RESULT CERTIFICATION

Applicant's name ..... :	Ingram Micro Chile S.A
Address..... :	El Rosal,4765,Huechuraba,Santiago,CL
Manufacture's Name ..... :	Haier International (HK) Limited
Address..... :	503,Block B2, KeXing Science Park, KeYuan Road, Nanshan, Shenzhen, China
Product name..... :	Smartphone
Model and/or type reference .. :	One Ultra
Serial Model:	N/A
Standards..... :	FCC CFR 47 Part 22H, Part 24E, Part 27
Test procedure ..... :	ANSI C63.4-2014

This device described above has been tested by NTEK, and the test results show that the equipment under test (EUT) is in compliance with the FCC requirements. And it is applicable only to the tested sample identified in the report.

This report shall not be reproduced except in full, without the written approval of NTEK, this document may be altered or revised by NTEK, personal only, and shall be noted in the revision of the document.

Date of Test .....

Date (s) of performance of tests..... 19 Aug. 2016 ~ 21 Sep. 2016

Date of Issue ..... 21 Sep . 2016

Test Result..... **Pass**

Testing Engineer : Eileen Wu.

(Janon chen)

Technical Manager : Jason chen

(Jason Chen)

Authorized Signatory : Sam. chen

(Sam Chen)

TABLE OF CONTENTS

1. GENERAL INFORMATION.....5

1. GENERAL INFORMATION.....5

1.1 PRODUCT DESCRIPTION.....5

1.2 RELATED SUBMITTAL(S) / GRANT (S).....6

1.3 TEST METHODOLOGY.....6

1.4 TEST FACILITY.....6

1.5 SPECIAL ACCESSORIES.....6

1.6 WORST-CASE CONFIGURATION AND MODE.....6

2. SYSTEM TEST CONFIGURATION.....6

2.1 EUT CONFIGURATION.....6

2.2 EUT EXERCISE.....7

2.3 CONFIGURATION OF EUT SYSTEM.....7

2.4 TEST SETUP.....8

3.TEST AND MEASUREMENT EQUIPMENT.....9

4. OUTPUT POWER.....10

4.1 OUTPUT POWER MEASUREMENT.....10

4.1.2 LTE BAND 2.....12

4.1.3 LTE BAND 4.....18

4.1.4 LTE BAND 7.....24

4.1.5 LTE BAND 17.....28

5. OCCUPIED BANDWIDTH.....30

5.1.1. LTE BAND 2.....33

5.1.2. LTE BAND 4.....39

5.1.3. LTE BAND 7.....45

5.1.4. LTE BAND 17 49

6. BANDEDGE AND EMISSION MASK 51

6.1.1. LTE BAND 2 52

6.1.2. LTE BAND 4 76

6.1.3. LTE BAND 7 100

6.1.4. LTE BAND 17 116

7. OUT OF BAND EMISSIONS 124

7.1 MEASUREMENT METHOD 124

7.1.1. LTE BAND 2 125

7.1.2 LTE BAND 4 149

7.1.3 LTE BAND 7 173

7.1.4. LTE BAND 17 189

9. RADIATED SPURIOUS EMISSION 197

9.1. RADIATED POWER (ERP & EIRP) 197

9.1.2 LTE BAND 2 198

9.1.3 LTE BAND 4 201

9.1.3 LTE BAND 7 204

9.1.4 LTE BAND 17 206

10.0 FIELD STRENGTH OF SPURIOUS RADIATION 208

10.1.2. LTE BAND 2 210

10.1.3. LTE BAND 4 211

10.1.3. LTE BAND 7 212

10.1.4. LTE BAND 17 213

11. FREQUENCY STABILITY 214

11.1.1. LTE BAND 2 215

11.1.2. LTE BAND 4 217

11.1.3. LTE BAND 7 219

11.1.4. LTE BAND 17 221

12. PEAK-TO-AVERAGE RATIO 223

12.1.1 DESCRIPTION OF THE PAR MEASUREMENT 223

12.1.2 MEASURING INSTRUMENTS 223

12.1.3 TEST PROCEDURES 223

12.1.4 TEST SETUP 223

12.1.5. LTE BAND 2 226

12.1.6. LTE BAND 4 232

12.1.6. LTE BAND 7 238

12.1.7. LTE BAND 17 242

APPENDIX IV 244

PHOTOGRAPHS OF TEST SETUP 244

1. GENERAL INFORMATION

1.1 PRODUCT DESCRIPTION

A major technical description of EUT is described as following:

Product Designation:	Smartphone
Hardware version:	W10 YK609-MB-V0.3
Software version:	YK609_MB_W10_HK_V012
FCC ID:	2AELAONEULTRA
Frequency Bands:	U.S. Bands: ☒LTE FDD Band 2,4 ,7,17,28
Frequency Range:	LTE FDD Band 2 Uplink: 1850.7MHz-1909.3MHz, Downlink: 1930.7MHz-1989.3MHz: LTE FDD Band 4 Uplink: 1710MHz-1755MHz, Downlink: 2110MHz-2155MHz LTE FDD Band 7 Uplink: 2500MHz-2570MHz, Downlink: 2620MHz-2690MHz LTE FDD Band 17 Uplink: 706.5MHz-713.5MHz, Downlink: 736.5MHz-743.5MHz
Type of Modulation:	QPSK/16QAM
Antenna:	FPCB Antenna
Antenna gain:	1.0dBi
Power Supply:	DC 3.8V/2300mAh from Battery or DC 5V from Adapter.
Battery parameter:	DC 3.8V/2300mAh
Adapter:	Model:HJ-0501000E1-US Input:AC 100~240V 50/60Hz 0.2A Output:DC 5V,1A
Extreme Vol. Limits:	DC3.6 V to 4.4 V (Nominal DC3.8 V)
Extreme Temp. Tolerance	-10℃ to +50℃
** Note: The High Voltage 4.4V and Low Voltage 3.6V was declared by manufacturer, The EUT couldn't be operate normally with higher or lower voltage.	

1.2 RELATED SUBMITTAL(S) / GRANT (S)

This submittal(s) (test report) is intended for **FCC ID: 2AELAONEULTRA** filing to comply with the FCC Part 22H&24E &27.

1.3 TEST METHODOLOGY

The tests documented in this report were performed in accordance with TIA-603-D, FCC CFR 47 Part 2, Part 22, Part 24, Part 27.

1.4 TEST FACILITY

The test site used to collect the radiated data is located at:

ShenZhen NTEK Testing Technology Co., Ltd.

1/F, Building E, Fenda Science Park, Sanwei Community, Xixiang Street, Bao'an District, Shenzhen P.R. China.

The test site is constructed and calibrated to meet the FCC requirements in documents ANSI C63.4: 2014.

FCC Registration No.:238937

IC Registration No.:9270A-1,

CNAS Registration No.:L5516

1.5 SPECIAL ACCESSORIES

The battery and the charger, earphone supplied by the applicant were used as accessories and being tested with EUT intended for FCC grant together.

1.6 WORST-CASE CONFIGURATION AND MODE

The worst-case scenario for all measurements is based on the investigation results.

The device has LTE Bands of: Band 2, Band 4, Band 7,Band 17, Band 28

The RB Size was selected to measure for peak or average ERP and EIRP, which was based on the conducted power verification baseline data.

For the fundamental investigation of radiated emissions, the EUT is investigated for vertical and horizontal antenna orientations and X Y and Z orientations of the EUT alone. After the investigations the worst case was determined to be at X orientation for all LTE bands.

2. SYSTEM TEST CONFIGURATION

2.1 EUT CONFIGURATION

The EUT configuration for testing is installed on RF field strength measurement to meet the Commission's requirement and operating in a manner which intends to maximize its emission characteristics in a continuous normal application.

2.2 EUT EXERCISE

The Transmitter was operated in the maximum output power mode through Communication Tester. The TX frequency was fixed which was for the purpose of the measurements.

2.3 CONFIGURATION OF EUT SYSTEM

Table 2-1 Equipment Used in EUT System

Item	Equipment	Model No.	ID or Specification	Note
1	Smartphone	One Ultra	FCC ID: 2AELAONEULTRA	EUT

Note: All the accessories have been used during the test.
the following "EUT" in setup diagram means EUT system.

2.4 TEST SETUP

CONDUCTED SETUP DIAGRAM FOR TESTS

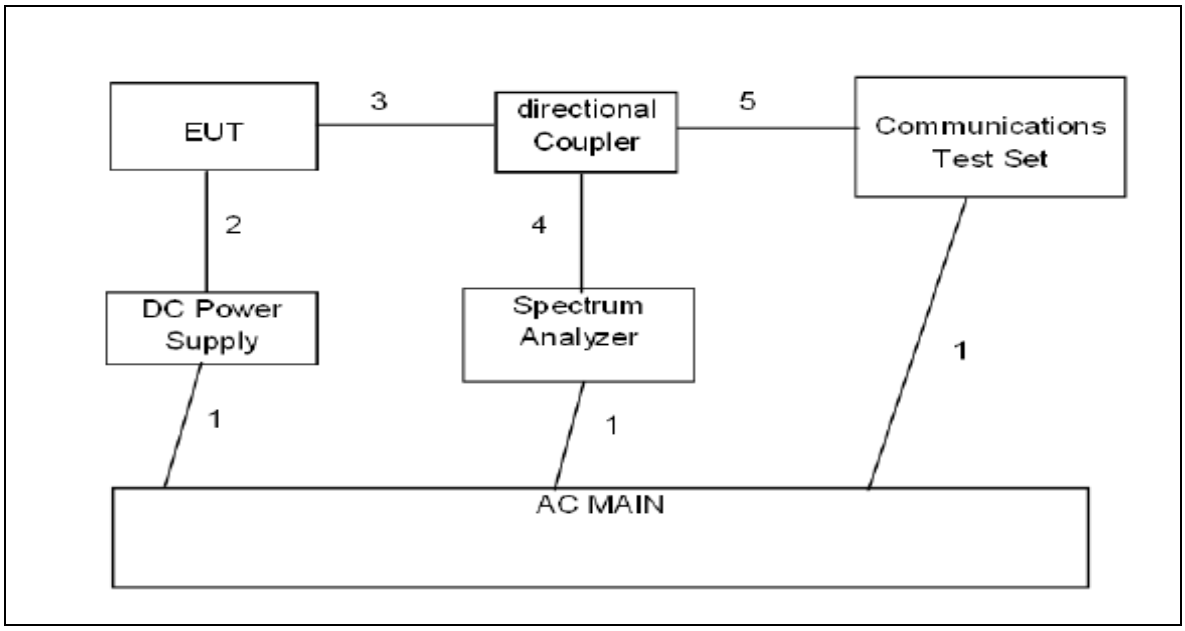

RADIATED SETUP DIAGRAM FOR TESTS

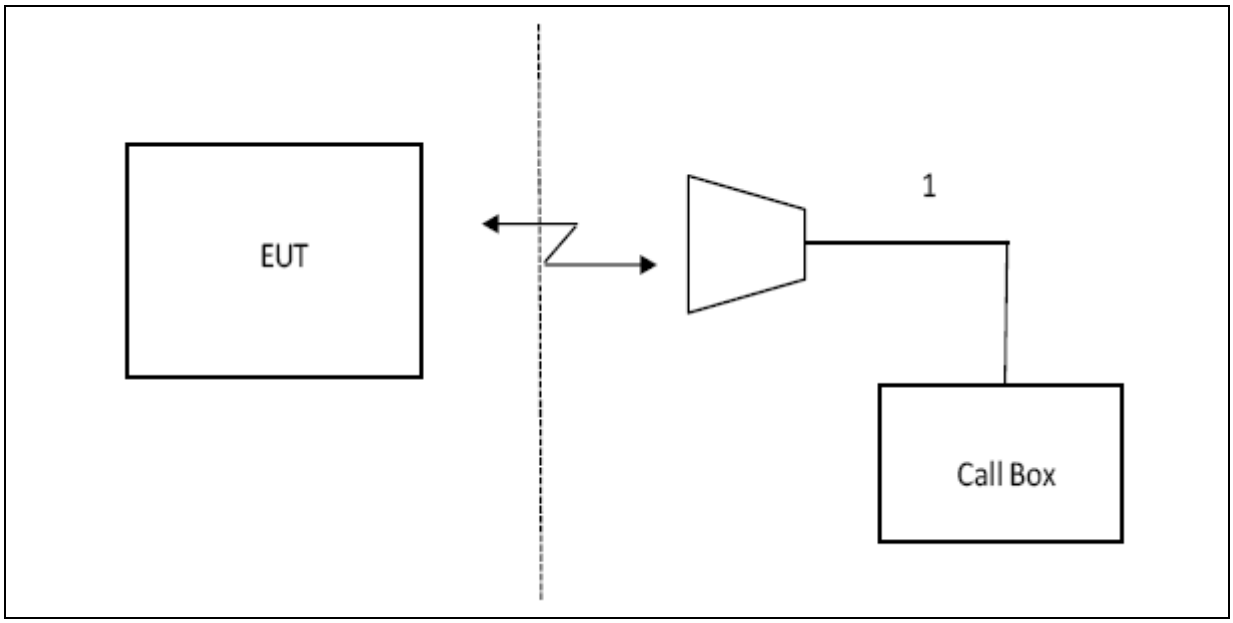

3.TEST AND MEASUREMENT EQUIPMENT

The following test and measurement equipment was utilized for the tests documented in this report:

NAME OF EQUIPMENT	MANUFACTURER	MODEL	SERIAL NUMBER	NEXT CAL. DATE
SPECTRUM ANALYZER	AGILENT	E4440A	US44300399	2017.6.26
TEST RECEIVER	R&S	ESCI	A0304218	2017.6.26
COMMUNICATION TESTER	R&S	CMU200	A0304247	2017.6.26
COMMUNICATION TESTER	R&S	CMW500	X	2017.6.26
TEST RECEIVER	R&S	FCKL1528	A0304230	2017.6.26
LISN	SCHWARZBECK	NSLK8127	A0304233	2017.6.26
CLIMATE CHAMBER	ALBATROSS	--	--	2017.6.26
Loop Antenna	Daze	ZN30900N	SEL0097	2017.6.26
Bilogical Antenna	A.H. Systems Inc.	SAS-521-4	N/A	2017.6.26
Horn Antenna	EM	EM-AH-10180	N/A	2017.6.26

4. OUTPUT POWER

4.1 OUTPUT POWER MEASUREMENT

LTE Measurement Procedure:

All LTE bands conducted power peak and average are obtained from the CMW500 telecommunication test set. The following tests were conducted according to the test requirements outlined in section 6.2 of the 3GPP TS36.101 specification.

UE Power Class: 3 (23 +/- 2dBm). The allowed Maximum Power Reduction (MPR) for the maximum output power due to higher order modulation and transmit bandwidth configuration (resource blocks) is specified in Table 6.2.3-1 of the 3GPP TS36.101.

Table 6.2.3-1: Maximum Power Reduction (MPR) for Power Class 3

Modulation	Channel bandwidth / Transmission bandwidth (RB)						MPR (dB)
	1.4 MHz	3.0 MHz	5 MHz	10 MHz	15 MHz	20 MHz	
QPSK	> 5	> 4	> 8	> 12	> 16	> 18	≤ 1
16 QAM	≤ 5	≤ 4	≤ 8	≤ 12	≤ 16	≤ 18	≤ 1
16 QAM	> 5	> 4	> 8	> 12	> 16	> 18	≤ 2

The allowed A-MPR values specified below in Table 6.2.4.-1 of 3GPP TS36.101 are in addition to the allowed MPR requirements. All the measurements below were performed with A-MPR disabled, by using Network Signaling Value of “NS_01”.3

Table 6.2.4-1: Additional Maximum Power Reduction (A-MPR)

Network Signalling value	Requirements (sub-clause)	E-UTRA Band	Channel bandwidth (MHz)	Resources Blocks (N_{RB})	A-MPR (dB)
NS_01	6.6.2.1.1	Table 5.5-1	1.4, 3, 5, 10, 15, 20	Table 5.6-1	NA
NS_03	6.6.2.2.1	2, 4,10, 23, 25, 35, 36	3	>5	≤ 1
			5	>6	≤ 1
			10	>6	≤ 1
			15	>8	≤ 1
			20	>10	≤ 1
NS_04	6.6.2.2.2	41	5	>6	≤ 1
			10, 15, 20	See Table 6.2.4-4	
NS_05	6.6.3.3.1	1	10,15,20	≥ 50	≤ 1
NS_06	6.6.2.2.3	12, 13, 14, 17	1.4, 3, 5, 10	Table 5.6-1	n/a
NS_07	6.6.2.2.3 6.6.3.3.2	13	10	Table 6.2.4-2	Table 6.2.4-2
NS_08	6.6.3.3.3	19	10, 15	> 44	≤ 3
NS_09	6.6.3.3.4	21	10, 15	> 40	≤ 1
				> 55	≤ 2
NS_10		20	15, 20	Table 6.2.4-3	Table 6.2.4-3
NS_11	6.6.2.2.1	23[1]	1.4, 3, 5, 10	Table 6.2.4-5	Table 6.2.4-5
..					
NS_32	-	-	-	-	-
Note 1: Applies to the lower block of Band 23, i.e. a carrier placed in the 2000-2010 MHz region.					

4.1.2 LTE BAND 2

OUTPUT POWER FOR LTE BAND 2 (1.4MHZ)

Band	Band Width	Channel	Frequency (MHz)	Modulation	RB Configuration		Average Power(dBm)	Peak Power(dBm)
					RB Size	RB Offset		
Band 2	1.4MHz	18607	1850.7	QPSK	1	Low	23.66	28.20
					1	Mid	23.75	28.28
					1	High	23.69	28.22
					3	Low	23.76	28.45
					3	High	23.76	28.49
					6	Low	22.63	28.68
				16QAM	1	Low	23.68	28.22
					1	Mid	23.75	28.27
					1	High	23.70	28.19
					3	Low	23.76	28.49
					3	High	23.77	28.50
					6	Low	22.63	28.80
	1.4MHz	18900	1880.0	QPSK	1	Low	23.66	27.76
					1	Mid	23.76	27.79
					1	High	23.67	27.78
					3	Low	23.76	28.60
					3	High	23.78	28.69
					6	Low	22.59	28.45
				16QAM	1	Low	23.65	27.79
					1	Mid	23.75	27.78
					1	High	23.68	27.74
					3	Low	23.76	28.59
					3	High	23.79	28.69
					6	Low	22.60	28.51
	1.4MHz	19193	1909.3	QPSK	1	Low	23.95	27.67
					1	Mid	24.08	27.44
					1	High	24.00	27.54
					3	Low	23.94	27.86
					3	High	23.95	27.77
					6	Low	22.89	28.17
				16QAM	1	Low	23.97	27.60
					1	Mid	24.03	27.41
					1	High	24.01	27.51
					3	Low	23.95	27.88
					3	High	23.95	27.81
					6	Low	22.90	28.09

OUTPUT POWER FOR LTE BAND 2 (3.0MHZ)

Band	Band Width	Channel	Frequency (MHz)	Modulation	RB Configuration		Average Power(dBm)	Peak Power(dBm)
					RB Size	RB Offset		
Band 2	3.0 MHz	18615	1851.5	QPSK	1	Low	23.65	27.68
					1	Mid	23.70	27.61
					1	High	23.62	27.66
					8	Low	23.63	27.71
					8	High	23.63	27.70
					15	Low	22.76	28.75
				16QAM	1	Low	23.65	27.59
					1	Mid	23.71	27.69
					1	High	23.63	27.65
					8	Low	23.62	27.65
					8	High	23.63	27.64
					15	Low	22.76	28.79
	3.0 MHz	18900	1880.0	QPSK	1	Low	23.58	27.66
					1	Mid	23.67	27.70
					1	High	23.59	27.60
					8	Low	23.59	27.64
					8	High	23.59	27.65
					15	Low	22.72	28.87
				16QAM	1	Low	23.59	27.69
					1	Mid	23.66	27.68
					1	High	23.60	27.63
					8	Low	23.62	27.70
					8	High	23.62	27.70
					15	Low	22.71	29.00
	3.0 MHz	19185	1908.5	QPSK	1	Low	23.93	27.37
					1	Mid	24.03	27.23
					1	High	24.02	27.15
					8	Low	24.03	27.12
					8	High	24.03	27.10
					15	Low	22.95	29.14
				16QAM	1	Low	23.94	27.34
					1	Mid	24.06	27.21
					1	High	24.04	27.12
					8	Low	24.04	27.14
					8	High	24.05	27.14
					15	Low	22.96	28.80

OUTPUT POWER FOR LTE BAND 2 (5.0MHZ)

Band	Band Width	Channel	Frequency (MHz)	Modulation	RB Configuration		Average Power(dBm)	Peak Power(dBm)
					RB Size	RB Offset		
Band 2	5.0 MHz	18625	1852.5	QPSK	1	Low	23.75	27.75
					1	Mid	23.75	27.78
					1	High	23.77	27.89
					12	Low	22.83	29.04
					12	High	22.83	29.11
					25	Low	22.75	29.59
				16QAM	1	Low	23.78	27.73
					1	Mid	23.77	27.78
					1	High	23.77	27.80
					12	Low	22.83	28.91
					12	High	22.83	28.97
					25	Low	22.75	29.05
	5.0 MHz	18900	1880.0	QPSK	1	Low	23.72	27.78
					1	Mid	23.73	27.67
					1	High	23.74	27.66
					12	Low	22.78	28.86
					12	High	22.82	28.83
					25	Low	22.71	29.32
				16QAM	1	Low	23.72	27.76
					1	Mid	23.73	27.71
					1	High	23.74	27.65
					12	Low	22.78	28.95
					12	High	22.82	28.88
					25	Low	22.71	29.17
	5.0 MHz	19175	1907.5	QPSK	1	Low	23.96	28.01
					1	Mid	24.00	27.72
					1	High	24.07	27.54
					12	Low	22.99	28.60
					12	High	23.02	28.25
					25	Low	22.92	28.97
				16QAM	1	Low	23.98	27.97
					1	Mid	24.04	27.68
					1	High	24.07	27.54
					12	Low	22.99	28.58
					12	High	23.02	28.37
					25	Low	22.94	29.27

OUTPUT POWER FOR LTE BAND 2 (10.0MHZ)

Band	Band Width	Channel	Frequency (MHz)	Modulation	RB Configuration		Average Power(dBm)	Peak Power(dBm)
					RB Size	RB Offset		
Band 2	10.0 MHz	18650	1855.0	QPSK	1	Low	23.75	27.73
					1	Mid	23.74	27.73
					1	High	23.70	27.90
					25	Low	22.76	28.87
					25	High	22.76	29.03
					50	Low	22.79	29.19
				16QAM	1	Low	23.73	27.65
					1	Mid	23.74	27.73
					1	High	23.70	27.91
					25	Low	22.76	28.83
					25	High	22.76	28.94
					50	Low	22.79	29.10
	10.0 MHz	18900	1880.0	QPSK	1	Low	23.72	27.84
					1	Mid	23.70	27.74
					1	High	23.75	27.59
					25	Low	22.75	28.81
					25	High	22.75	28.68
					50	Low	22.78	28.95
				16QAM	1	Low	23.69	27.74
					1	Mid	23.70	27.78
					1	High	23.73	27.60
					25	Low	22.74	28.81
					25	High	22.76	28.66
					50	Low	22.77	28.92
	10.0 MHz	19150	1905.0	QPSK	1	Low	23.87	27.68
					1	Mid	23.95	27.50
					1	High	23.91	27.08
					25	Low	22.87	28.86
					25	High	22.91	28.50
					50	Low	22.96	28.85
				16QAM	1	Low	23.91	27.66
					1	Mid	23.95	27.47
					1	High	23.88	27.04
					25	Low	22.88	28.95
					25	High	22.91	28.46
					50	Low	22.95	28.86

OUTPUT POWER FOR LTE BAND 2 (15.0MHZ)

Band	Band Width	Channel	Frequency (MHz)	Modulation	RB Configuration		Average Power(dBm)	Peak Power(dBm)
					RB Size	RB Offset		
Band 2	15.0 MHz	18675	1857.5	QPSK	1	Low	23.78	27.74
					1	Mid	23.69	27.87
					1	High	23.72	27.97
					36	Low	22.83	28.91
					36	High	22.79	29.05
					75	Low	22.83	29.78
				16QAM	1	Low	23.80	27.67
					1	Mid	23.69	27.83
					1	High	23.71	27.95
					36	Low	22.83	28.85
					36	High	22.78	29.07
					75	Low	22.82	29.84
	15.0 MHz	18900	1880.0	QPSK	1	Low	23.71	27.92
					1	Mid	23.71	27.71
					1	High	23.80	27.62
					36	Low	22.81	28.90
					36	High	22.86	28.65
					75	Low	22.81	29.57
				16QAM	1	Low	23.71	27.92
					1	Mid	23.72	27.71
					1	High	23.80	27.59
					36	Low	22.80	28.89
					36	High	22.86	28.68
					75	Low	22.82	29.57
	15.0 MHz	19125	1902.5	QPSK	1	Low	23.92	27.70
					1	Mid	23.92	27.69
					1	High	24.10	27.34
					36	Low	22.96	28.89
					36	High	23.06	28.68
					75	Low	23.02	29.41
				16QAM	1	Low	23.94	27.73
					1	Mid	23.93	27.70
					1	High	24.08	27.31
					36	Low	22.96	28.85
					36	High	23.07	28.66
					75	Low	23.02	29.33

OUTPUT POWER FOR LTE BAND 2 (20.0MHZ)

Band	Band Width	Channel	Frequency (MHz)	Modulation	RB Configuration		Average Power(dBm)	Peak Power(dBm)
					RB Size	RB Offset		
Band 2	20.0 MHz	18700	1860.0	QPSK	1	Low	23.87	27.96
					1	Mid	23.75	28.11
					1	High	23.84	28.16
					50	Low	22.85	29.06
					50	High	22.82	29.25
					100	Low	22.80	29.44
				16QAM	1	Low	23.87	27.93
					1	Mid	23.76	28.04
					1	High	23.85	28.19
					50	Low	22.86	29.13
					50	High	22.84	29.24
					100	Low	22.81	29.34
	20.0 MHz	18900	1880.0	QPSK	1	Low	23.81	28.13
					1	Mid	23.78	27.84
					1	High	23.93	27.72
					50	Low	22.86	29.11
					50	High	22.88	28.73
					100	Low	22.82	29.12
				16QAM	1	Low	23.81	28.11
					1	Mid	23.78	27.88
					1	High	23.94	27.72
					50	Low	22.85	29.09
					50	High	22.88	28.74
					100	Low	22.82	29.18
	20.0 MHz	19100	1900.0	QPSK	1	Low	23.90	27.53
					1	Mid	23.86	27.69
					1	High	24.08	27.36
					50	Low	22.95	28.80
					50	High	23.02	28.77
					100	Low	22.96	29.20
				16QAM	1	Low	23.89	27.52
					1	Mid	23.85	27.69
					1	High	24.06	27.36
					50	Low	22.95	28.84
					50	High	23.03	28.73
					100	Low	22.96	29.27

4.1.3 LTE BAND 4

OUTPUT POWER FOR LTE BAND 4 (1.4MHZ)

Band	Band Width	Channel	Frequency (MHz)	Modulation	RB Configuration		Average Power(dBm)	Peak Power(dBm)
					RB Size	RB Offset		
Band 4	1.4MHz	19957	1710.7	QPSK	1	Low	23.71	28.14
					1	Mid	23.78	28.13
					1	High	23.75	28.12
					3	Low	23.81	28.49
					3	High	23.78	28.67
					6	Low	22.79	28.98
				16QAM	1	Low	23.75	28.07
					1	Mid	23.77	28.04
					1	High	23.76	28.11
					3	Low	23.81	28.47
					3	High	23.78	28.63
					6	Low	22.80	28.97
	1.4MHz	20175	1732.5	QPSK	1	Low	23.69	28.69
					1	Mid	23.74	28.65
					1	High	23.70	28.67
					3	Low	23.80	29.18
					3	High	23.77	29.24
					6	Low	22.74	29.22
				16QAM	1	Low	23.70	28.69
					1	Mid	23.73	28.75
					1	High	23.70	28.67
					3	Low	23.80	29.23
					3	High	23.77	29.23
					6	Low	22.72	29.20
	1.4MHz	20393	1754.3	QPSK	1	Low	23.70	28.08
					1	Mid	23.77	28.12
					1	High	23.70	27.96
					3	Low	23.77	28.96
					3	High	23.81	29.04
					6	Low	22.70	28.64
				16QAM	1	Low	23.71	28.04
					1	Mid	23.80	28.03
					1	High	23.72	27.93
					3	Low	23.77	28.96
					3	High	23.81	29.02
					6	Low	22.70	28.72

OUTPUT POWER FOR LTE BAND 4 (3.0MHZ)

Band	Band Width	Channel	Frequency (MHz)	Modulation	RB Configuration		Average Power(dBm)	Peak Power(dBm)
					RB Size	RB Offset		
Band 4	3.0 MHz	19965	1711.5	QPSK	1	Low	23.75	27.60
					1	Mid	23.63	27.58
					1	High	23.66	27.59
					8	Low	23.64	27.64
					8	High	23.64	27.62
					15	Low	22.84	29.10
				16QAM	1	Low	23.75	27.62
					1	Mid	23.58	27.55
					1	High	23.63	27.54
					8	Low	23.63	27.58
					8	High	23.62	27.58
					15	Low	22.84	28.67
	3.0 MHz	20175	1732.5	QPSK	1	Low	23.67	28.23
					1	Mid	23.71	28.29
					1	High	23.67	28.18
					8	Low	23.66	28.21
					8	High	23.66	28.22
					15	Low	22.77	29.41
				16QAM	1	Low	23.67	28.23
					1	Mid	23.71	28.32
					1	High	23.67	28.21
					8	Low	23.66	28.20
					8	High	23.67	28.20
					15	Low	22.77	29.44
	3.0 MHz	20385	1753.5	QPSK	1	Low	23.71	28.06
					1	Mid	23.73	28.03
					1	High	23.68	28.00
					8	Low	23.70	27.97
					8	High	23.69	27.97
					15	Low	22.78	29.81
				16QAM	1	Low	23.72	28.05
					1	Mid	23.74	28.02
					1	High	23.70	28.00
					8	Low	23.69	27.93
					8	High	23.71	27.97
					15	Low	22.80	30.14

OUTPUT POWER FOR LTE BAND 4 (5.0MHZ)

Band	Band Width	Channel	Frequency (MHz)	Modulation	RB Configuration		Average Power(dBm)	Peak Power(dBm)
					RB Size	RB Offset		
Band 4	5.0 MHz	19975	1712.5	QPSK	1	Low	23.77	27.60
					1	Mid	23.11	27.41
					1	High	23.47	27.66
					12	Low	22.43	28.57
					12	High	22.37	28.71
					25	Low	22.38	28.66
				16QAM	1	Low	23.67	27.53
					1	Mid	23.04	27.40
					1	High	23.41	27.63
					12	Low	22.37	28.65
					12	High	22.33	28.70
					25	Low	22.34	29.24
	5.0 MHz	20175	1732.5	QPSK	1	Low	23.81	28.37
					1	Mid	23.77	28.39
					1	High	23.73	28.32
					12	Low	22.85	29.47
					12	High	22.82	29.34
					25	Low	22.79	29.60
				16QAM	1	Low	23.79	28.38
					1	Mid	23.77	28.42
					1	High	23.74	28.28
					12	Low	22.85	29.41
					12	High	22.83	29.30
					25	Low	22.79	29.44
	5.0 MHz	20375	1752.5	QPSK	1	Low	23.84	28.48
					1	Mid	23.57	28.29
					1	High	23.75	28.34
					12	Low	22.66	29.14
					12	High	22.81	29.21
					25	Low	22.67	29.35
				16QAM	1	Low	23.84	28.43
					1	Mid	23.51	28.23
					1	High	23.76	28.39
					12	Low	22.63	29.15
					12	High	22.78	29.28
					25	Low	22.64	29.76

OUTPUT POWER FOR LTE BAND 4 (10.0MHZ)

Band	Band Width	Channel	Frequency (MHz)	Modulation	RB Configuration		Average Power(dBm)	Peak Power(dBm)
					RB Size	RB Offset		
Band 4	10.0 MHz	20000	1715.0	QPSK	1	Low	23.26	27.43
					1	Mid	23.09	27.38
					1	High	23.27	27.71
					25	Low	22.32	28.49
					25	High	22.38	28.68
					50	Low	22.38	28.64
				16QAM	1	Low	23.18	27.34
					1	Mid	23.07	27.36
					1	High	23.26	27.75
					25	Low	22.32	28.46
					25	High	22.38	28.72
					50	Low	22.38	28.76
	10.0 MHz	20175	1732.5	QPSK	1	Low	23.78	28.35
					1	Mid	23.77	28.38
					1	High	23.78	28.28
					25	Low	22.82	29.23
					25	High	22.81	29.14
					50	Low	22.83	29.22
				16QAM	1	Low	23.78	28.31
					1	Mid	23.77	28.39
					1	High	23.79	28.30
					25	Low	22.82	29.18
					25	High	22.82	29.21
					50	Low	22.82	29.09
	10.0 MHz	20350	1750.0	QPSK	1	Low	23.53	28.04
					1	Mid	23.43	27.97
					1	High	23.47	27.91
					25	Low	22.52	29.29
					25	High	22.63	29.50
					50	Low	22.62	28.71
				16QAM	1	Low	23.42	27.98
					1	Mid	23.39	27.88
					1	High	23.44	27.88
					25	Low	22.50	29.33
					25	High	22.61	29.47
					50	Low	22.60	28.66

OUTPUT POWER FOR LTE BAND 4 (15.0MHZ)

Band	Band Width	Channel	Frequency (MHz)	Modulation	RB Configuration		Average Power(dBm)	Peak Power(dBm)
					RB Size	RB Offset		
Band 4	15.0 MHz	20025	1717.5	QPSK	1	Low	23.51	27.57
					1	Mid	23.24	27.65
					1	High	23.82	28.22
					36	Low	22.39	28.55
					36	High	22.81	29.13
					75	Low	22.59	29.74
				16QAM	1	Low	23.37	27.42
					1	Mid	23.19	27.63
					1	High	23.83	28.21
					36	Low	22.36	28.49
					36	High	22.79	29.10
					75	Low	22.56	29.69
	15.0 MHz	20175	1732.5	QPSK	1	Low	23.79	28.25
					1	Mid	23.77	28.35
					1	High	23.83	28.28
					36	Low	22.85	29.17
					36	High	22.88	29.13
					75	Low	22.84	29.86
				16QAM	1	Low	23.78	28.28
					1	Mid	23.76	28.38
					1	High	23.83	28.25
					36	Low	22.85	29.20
					36	High	22.87	29.11
					75	Low	22.84	29.83
	15.0 MHz	20325	1747.5	QPSK	1	Low	23.82	28.21
					1	Mid	23.36	27.91
					1	High	23.73	27.95
					36	Low	22.71	29.09
					36	High	22.63	29.17
					75	Low	22.68	29.65
				16QAM	1	Low	23.84	28.17
					1	Mid	23.34	27.87
					1	High	23.71	27.97
					36	Low	22.70	29.14
					36	High	22.61	29.17
					75	Low	22.67	29.75

OUTPUT POWER FOR LTE BAND 4 (20.0MHZ)

Band	Band Width	Channel	Frequency (MHz)	Modulation	RB Configuration		Average Power(dBm)	Peak Power(dBm)
					RB Size	RB Offset		
Band 4	20.0 MHz	20050	1720.0	QPSK	1	Low	23.66	27.77
					1	Mid	23.53	27.94
					1	High	23.92	28.40
					50	Low	22.51	28.89
					50	High	22.89	29.40
					100	Low	22.88	29.44
				16QAM	1	Low	23.52	27.65
					1	Mid	23.49	27.93
					1	High	23.93	28.40
					50	Low	22.48	28.90
					50	High	22.88	29.44
					100	Low	22.88	29.52
	20.0 MHz	20175	1732.5	QPSK	1	Low	23.87	28.27
					1	Mid	23.81	28.30
					1	High	23.78	28.10
					50	Low	22.87	29.43
					50	High	22.88	29.25
					100	Low	22.84	29.36
				16QAM	1	Low	23.87	28.28
					1	Mid	23.82	28.35
					1	High	23.81	28.10
					50	Low	22.88	29.40
					50	High	22.87	29.22
					100	Low	22.85	29.37
	20.0 MHz	20300	1745.0	QPSK	1	Low	23.84	28.30
					1	Mid	23.51	28.03
					1	High	23.80	28.00
					50	Low	22.84	29.13
					50	High	22.66	29.24
					100	Low	22.87	29.70
				16QAM	1	Low	23.83	28.32
					1	Mid	23.45	28.00
					1	High	23.76	28.01
					50	Low	22.85	29.18
					50	High	22.64	29.15
					100	Low	22.86	29.58

4.1.4 LTE BAND 7

OUTPUT POWER FOR LTE BAND 7 (5.0MHZ)

Band	Band Width	Channel	Frequency (MHz)	Modulation	RB Configuration		Peak Power(dBm)	Average Power(dBm)
					RB Size	RB Offset		
Band 7	5.0MHz	20775	2502.5	QPSK	1	Low	23.85	26.82
					1	Mid	23.58	26.76
					1	High	23.78	26.87
					12	Low	22.85	27.94
					12	High	22.75	28.05
					25	Low	22.77	28.75
				16QAM	1	Low	23.92	26.81
					1	Mid	23.37	26.61
					1	High	23.66	26.78
					12	Low	22.80	27.95
					12	High	22.69	27.86
					25	Low	22.71	28.29
	5.0MHz	21100	2535.0	QPSK	1	Low	23.44	26.65
					1	Mid	22.93	26.52
					1	High	23.27	26.62
					12	Low	22.25	27.91
					12	High	22.26	27.92
					25	Low	22.25	28.62
				16QAM	1	Low	23.37	26.63
					1	Mid	22.90	26.48
					1	High	23.24	26.62
					12	Low	22.23	27.87
					12	High	22.22	27.93
					25	Low	22.22	28.62
	5.0MHz	21425	2567.5	QPSK	1	Low	22.96	26.37
					1	Mid	22.46	26.15
					1	High	22.88	26.29
					12	Low	21.78	26.94
					12	High	21.80	26.98
					25	Low	21.77	27.98
				16QAM	1	Low	22.88	26.30
					1	Mid	22.42	26.07
					1	High	22.84	26.22
					12	Low	21.76	26.90
					12	High	21.77	26.93
					25	Low	21.75	27.93

OUTPUT POWER FOR LTE BAND 7 (10.0MHZ)

Band	Band Width	Channel	Frequency (MHz)	Modulation	RB Configuration		Peak Power(dBm)	Average Power(dBm)
					RB Size	RB Offset		
Band 7	10.0 MHz	20800	2505.0	QPSK	1	Low	23.60	26.72
					1	Mid	23.16	26.68
					1	High	22.94	26.65
					25	Low	22.60	27.74
					25	High	22.34	27.67
					50	Low	22.51	28.05
				16QAM	1	Low	23.44	26.57
					1	Mid	23.14	26.64
					1	High	22.92	26.68
					25	Low	22.59	27.70
					25	High	22.34	27.69
					50	Low	22.52	28.12
	10.0 MHz	21100	2535.0	QPSK	1	Low	23.06	26.67
					1	Mid	22.84	26.51
					1	High	22.68	26.50
					25	Low	22.18	27.69
					25	High	22.07	27.75
					50	Low	22.15	27.97
				16QAM	1	Low	22.98	26.63
					1	Mid	22.80	26.51
					1	High	22.65	26.51
					25	Low	22.17	27.69
					25	High	22.06	27.67
					50	Low	22.16	28.11
	10.0 MHz	21400	2565.0	QPSK	1	Low	22.75	26.09
					1	Mid	22.51	25.88
					1	High	22.49	25.77
					25	Low	21.89	27.11
					25	High	21.74	27.16
					50	Low	21.84	27.48
				16QAM	1	Low	22.69	25.99
					1	Mid	22.49	25.83
					1	High	22.48	25.73
					25	Low	21.88	27.31
					25	High	21.73	27.20
					50	Low	21.84	27.58

OUTPUT POWER FOR LTE BAND 7 (15.0MHZ)

Band	Band Width	Channel	Frequency (MHz)	Modulation	RB Configuration		Peak Power(dBm)	Average Power(dBm)
					RB Size	RB Offset		
Band 7	15.0 MHz	20825	2507.5	QPSK	1	Low	23.67	26.82
					1	Mid	22.94	26.71
					1	High	22.80	26.66
					36	Low	22.56	27.72
					36	High	22.26	27.66
					75	Low	22.40	28.60
				16QAM	1	Low	23.53	26.74
					1	Mid	22.91	26.63
					1	High	22.79	26.63
					36	Low	22.55	27.78
					36	High	22.26	27.63
					75	Low	22.39	28.62
	15.0 MHz	21100	2535.0	QPSK	1	Low	23.22	26.72
					1	Mid	22.76	26.75
					1	High	22.76	26.82
					36	Low	22.16	27.68
					36	High	21.98	27.57
					75	Low	22.12	28.62
				16QAM	1	Low	23.06	26.86
					1	Mid	22.77	26.66
					1	High	22.77	26.86
					36	Low	22.16	27.63
					36	High	21.98	27.58
					75	Low	22.13	28.66
	15.0 MHz	21375	2562.5	QPSK	1	Low	23.20	26.73
					1	Mid	22.85	26.31
					1	High	22.78	26.25
					36	Low	22.05	27.20
					36	High	21.93	27.07
					75	Low	22.00	28.15
				16QAM	1	Low	22.86	26.55
					1	Mid	22.69	26.32
					1	High	22.70	26.26
					36	Low	21.99	27.20
					36	High	21.88	27.03
					75	Low	21.96	28.15

OUTPUT POWER FOR LTE BAND 7 (20.0MHZ)

Band	Band Width	Channel	Frequency (MHz)	Modulation	RB Configuration		Peak Power(dBm)	Average Power(dBm)
					RB Size	RB Offset		
Band 7	20.0 MHz	20850	2510.0	QPSK	1	Low	23.81	27.23
					1	Mid	22.88	26.93
					1	High	22.96	26.95
					50	Low	22.44	27.80
					50	High	22.14	27.68
					100	Low	22.29	28.10
				16QAM	1	Low	23.63	27.05
					1	Mid	22.84	26.86
					1	High	22.94	26.94
					50	Low	22.43	27.80
					50	High	22.14	27.64
					100	Low	22.29	28.08
	20.0 MHz	21100	2535.0	QPSK	1	Low	23.16	26.95
					1	Mid	22.91	26.90
					1	High	22.79	26.94
					50	Low	22.24	27.83
					50	High	22.02	27.77
					100	Low	22.19	28.21
				16QAM	1	Low	23.06	26.93
					1	Mid	22.86	26.88
					1	High	22.76	26.88
					50	Low	22.21	27.76
					50	High	21.99	27.76
					100	Low	22.17	28.20
	20.0 MHz	21350	2560.0	QPSK	1	Low	22.66	26.68
					1	Mid	22.63	26.37
					1	High	22.66	26.17
					50	Low	21.93	27.31
					50	High	21.92	27.12
					100	Low	21.97	27.87
				16QAM	1	Low	22.64	26.69
					1	Mid	22.62	26.40
					1	High	22.66	26.18
					50	Low	21.93	27.33
					50	High	21.91	27.13
					100	Low	21.96	27.92

4.1.5 LTE BAND 17

OUTPUT POWER FOR LTE BAND 17 (5.0MHZ)

Band	Band Width	Channel	Frequency (MHz)	Modulation	RB Configuration		Peak Power(dBm)	Average Power(dBm)
					RB Size	RB Offset		
Band 17	5.0MHz	23755	706.5	QPSK	1	Low	24.57	28.85
					1	Mid	24.56	28.77
					1	High	24.56	28.95
					12	Low	23.67	29.50
					12	High	23.67	29.58
					25	Low	23.61	29.85
				16QAM	1	Low	24.59	28.77
					1	Mid	24.56	28.70
					1	High	24.55	28.93
					12	Low	23.67	29.58
					12	High	23.65	29.62
					25	Low	23.61	30.04
	5.0MHz	23790	710.0	QPSK	1	Low	24.57	28.87
					1	Mid	24.57	28.93
					1	High	24.55	28.81
					12	Low	23.67	29.61
					12	High	23.67	29.52
					25	Low	23.61	29.96
				16QAM	1	Low	24.58	28.87
					1	Mid	24.58	28.94
					1	High	24.55	28.83
					12	Low	23.66	29.69
					12	High	23.66	29.66
					25	Low	23.61	30.22
	5.0MHz	23825	713.5	QPSK	1	Low	24.59	29.08
					1	Mid	24.62	28.98
					1	High	24.61	28.92
					12	Low	23.68	29.52
					12	High	23.70	29.31
					25	Low	23.65	30.21
				16QAM	1	Low	24.61	29.05
					1	Mid	24.62	28.96
					1	High	24.61	28.92
					12	Low	23.68	29.50
					12	High	23.70	29.27
					25	Low	23.64	29.77

OUTPUT POWER FOR LTE BAND 17 (10.0MHZ)

Band	Band Width	Channel	Frequency (MHz)	Modulation	RB Configuration		Peak Power(dBm)	Average Power(dBm)
					RB Size	RB Offset		
Band 17	10.0 MHz	23780	709.0	QPSK	1	Low	24.53	28.75
					1	Mid	24.54	28.92
					1	High	24.57	28.75
					25	Low	23.60	29.46
					25	High	23.64	29.58
					50	Low	23.66	29.90
				16QAM	1	Low	24.53	28.70
					1	Mid	24.54	28.89
					1	High	24.57	28.74
					25	Low	23.61	29.49
					25	High	23.64	29.57
					50	Low	23.66	29.77
	10.0 MHz	23790	710.0	QPSK	1	Low	24.55	28.66
					1	Mid	24.57	28.88
					1	High	24.57	28.66
					25	Low	23.60	29.48
					25	High	23.65	29.53
					50	Low	23.65	30.00
				16QAM	1	Low	24.54	28.65
					1	Mid	24.56	28.88
					1	High	24.57	28.68
					25	Low	23.61	29.49
					25	High	23.64	29.50
					50	Low	23.66	29.94
	10.0 MHz	23800	711.0	QPSK	1	Low	24.58	28.80
					1	Mid	24.60	28.95
					1	High	24.63	28.78
					25	Low	23.63	29.56
					25	High	23.66	29.57
					50	Low	23.69	29.82
				16QAM	1	Low	24.57	28.77
					1	Mid	24.60	28.94
					1	High	24.64	28.76
					25	Low	23.63	29.65
					25	High	23.66	29.60
					50	Low	23.68	29.84

5. OCCUPIED BANDWIDTH

RULE PART(S)

FCC: §2.1049

LIMITS

For reporting purposes only

TEST PROCEDURE

The transmitter output was connected to a calibrated coaxial cable and coupler, the other end of which was connected to a spectrum analyzer. The occupied bandwidth was measured with the spectrum analyzer at the low, middle and high channel in each band. The -26dB bandwidth was also measured and recorded.

MODES TESTED

LTE Band 2
LTE Band 4
LTE Band 7
LTE Band 17

RESULTS

Test results:

Band	Mode	RB Size/RB Offset	Frequency (MHz)	99% Occupied Bandwidth (MHz)	-26dBc Occupied Bandwidth (MHz)
LTE Band 2	1.4MHz BAND QPSK	6/0	1880.0	1.09	1.29
	1.4MHz BAND 16QAM	6/0	1880.0	1.10	1.27
	3.0MHz BAND QPSK	15/0	1880.0	2.75	2.98
	3.0MHz BAND 16QAM	15/0	1880.0	2.77	3.04
	5.0MHz BAND QPSK	25/0	1880.0	4.53	4.97
	5.0MHz BAND 16QAM	25/0	1880.0	4.52	5.05
	10.0MHz BAND QPSK	50/0	1880.0	9.04	9.89
	10.0MHz BAND 16QAM	50/0	1880.0	9.04	10.00
	15.0MHz BAND QPSK	75/0	1880.0	13.47	14.45
	15.0MHz BAND 16QAM	75/0	1880.0	13.45	14.65
	20.0MHz BAND QPSK	100/0	1880.0	18.37	20.37
	20.0MHz BAND 16QAM	100/0	1880.0	18.41	20.47

Band	Mode	RB Size/RB Offset	Frequency (MHz)	99% Occupied Bandwidth (MHz)	-26dBc Occupied Bandwidth (MHz)
LTE Band 4	1.4MHz BAND QPSK	6/0	1732.5	1.09	1.27
	1.4MHz BAND 16QAM	6/0	1732.5	1.10	1.27
	3.0MHz BAND QPSK	15/0	1732.5	2.74	3.03
	3.0MHz BAND 16QAM	15/0	1732.5	2.75	3.05
	5.0MHz BAND QPSK	25/0	1732.5	4.52	5.07
	5.0MHz BAND 16QAM	25/0	1732.5	4.52	5.00
	10.0MHz BAND QPSK	50/0	1732.5	9.01	9.86
	10.0MHz BAND 16QAM	50/0	1732.5	9.01	10.06
	15.0MHz BAND QPSK	75/0	1732.5	13.44	14.79
	15.0MHz BAND 16QAM	75/0	1732.5	13.46	14.65
	20.0MHz BAND QPSK	100/0	1732.5	18.39	20.25
	20.0MHz BAND 16QAM	100/0	1732.5	18.30	20.38

Band	Mode	RB Size/RB Offset	Frequency (MHz)	99% Occupied Bandwidth (MHz)	-26dBc Occupied Bandwidth (MHz)
LTE Band 7	5.0MHz BAND QPSK	25/0	21100	4.52	5.06
	5.0MHz BAND 16QAM	25/0	21100	4.53	5.02
	10.0MHz BAND QPSK	50/0	21100	9.02	9.91
	10.0MHz BAND 16QAM	50/0	21100	9.02	9.93
	15.0MHz BAND QPSK	75/0	21100	13.45	14.83
	15.0MHz BAND 16QAM	75/0	21100	13.46	14.71
	20.0MHz BAND QPSK	100/0	21100	18.39	20.35
	20.0MHz BAND 16QAM	100/0	21100	18.43	20.38

Band	Mode	RB Size/RB Offset	Frequency (MHz)	99% Occupied Bandwidth (MHz)	-26dBc Occupied Bandwidth (MHz)
LTE Band 17	5.0MHz BAND QPSK	25/0	23790	4.53	5.02
	5.0MHz BAND 16QAM	25/0	23790	4.52	4.89
	10.0MHz BAND QPSK	50/0	23790	9.02	10.09
	10.0MHz BAND 16QAM	50/0	23790	9.03	10.01

Note: This test was only measured at maximum RB allocation and at CENTER of band for each LTE BW

5.1.1. LTE BAND 2

Band 2,UL Channel 18900,UL Frequency 1880.0,BW 1.4,NO. RB 6,RB POS. Low,QPSK

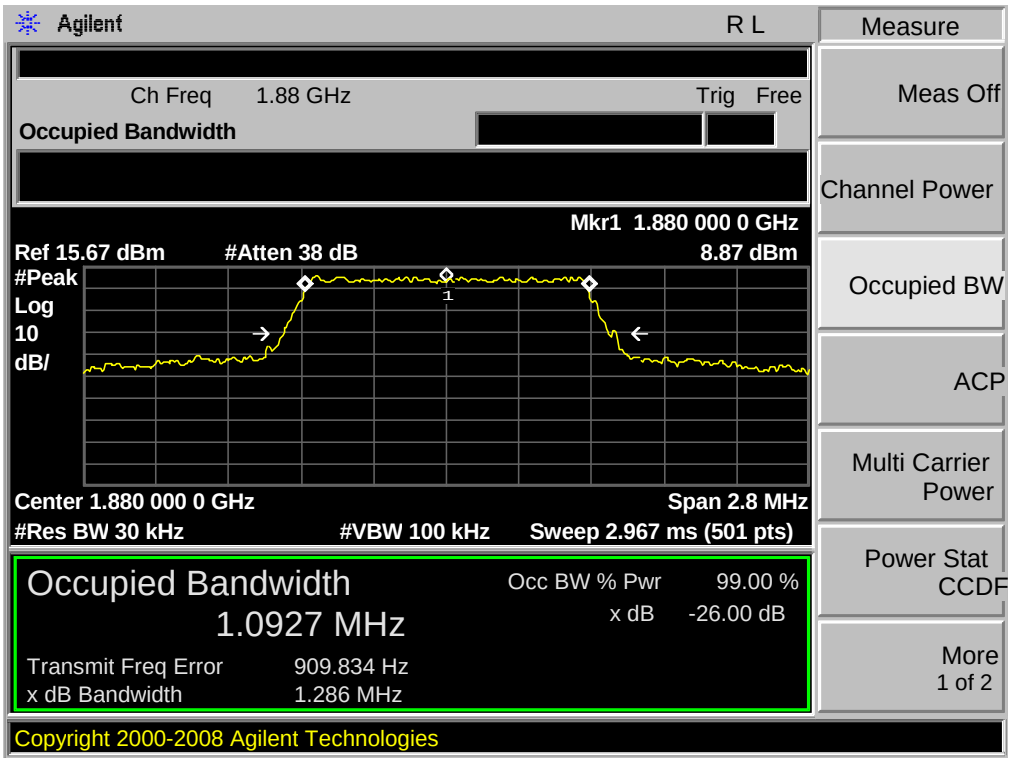

Band 2,UL Channel 18900,UL Frequency 1880.0,BW 1.4,NO. RB 6,RB POS. Low,16QAM

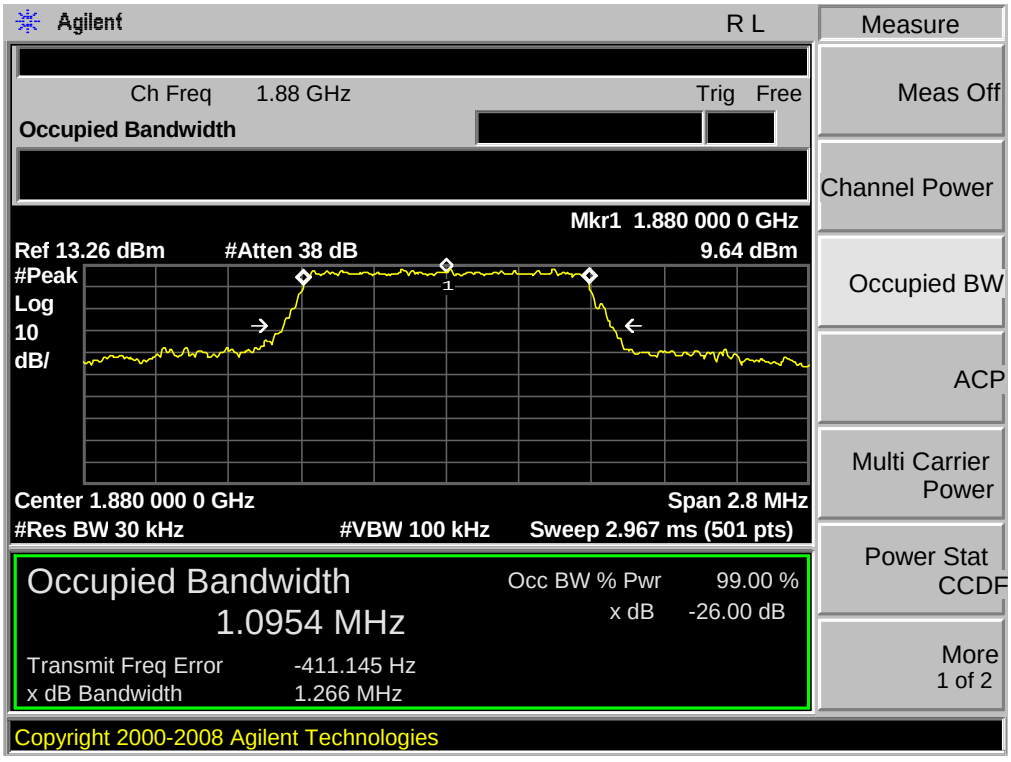

Band 2,UL Channel 18900,UL Frequency 1880.0,BW 3.0,NO. RB 15,RB POS. Low,QPSK

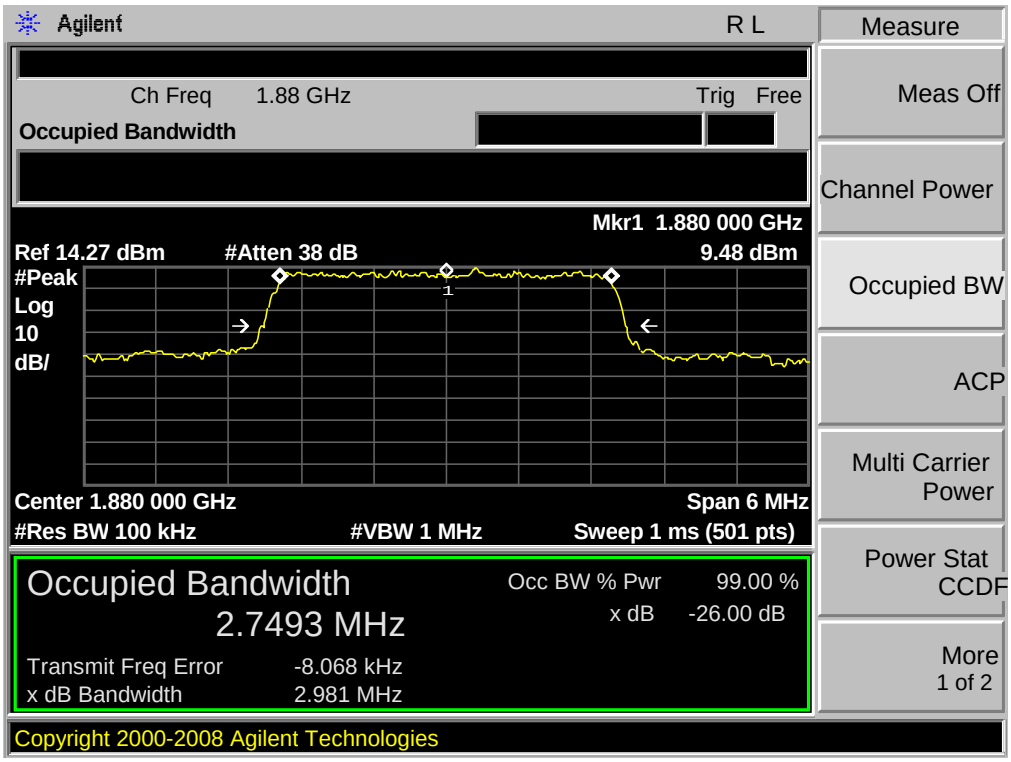

Band 2,UL Channel 18900,UL Frequency 1880.0,BW 3.0,NO. RB 15,RB POS. Low,16QAM

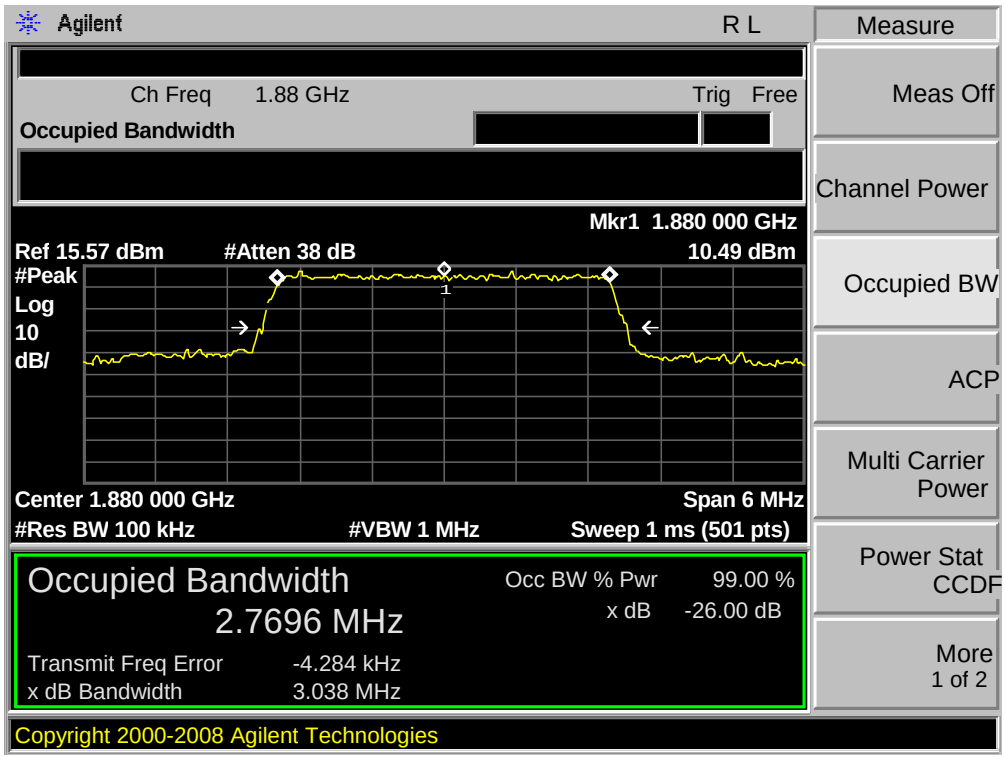

Band 2,UL Channel 18900,UL Frequency 1880.0,BW 5.0,NO. RB 25,RB POS. Low,QPSK

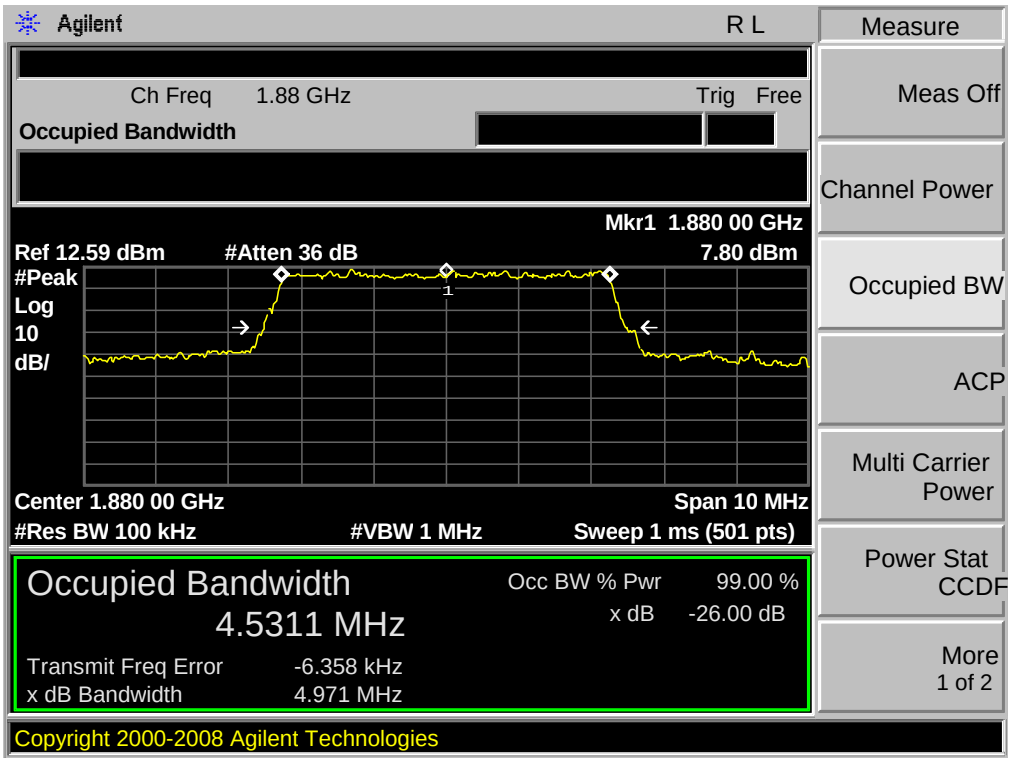

Band 2,UL Channel 18900,UL Frequency 1880.0,BW 5.0,NO. RB 25,RB POS. Low,16QAM

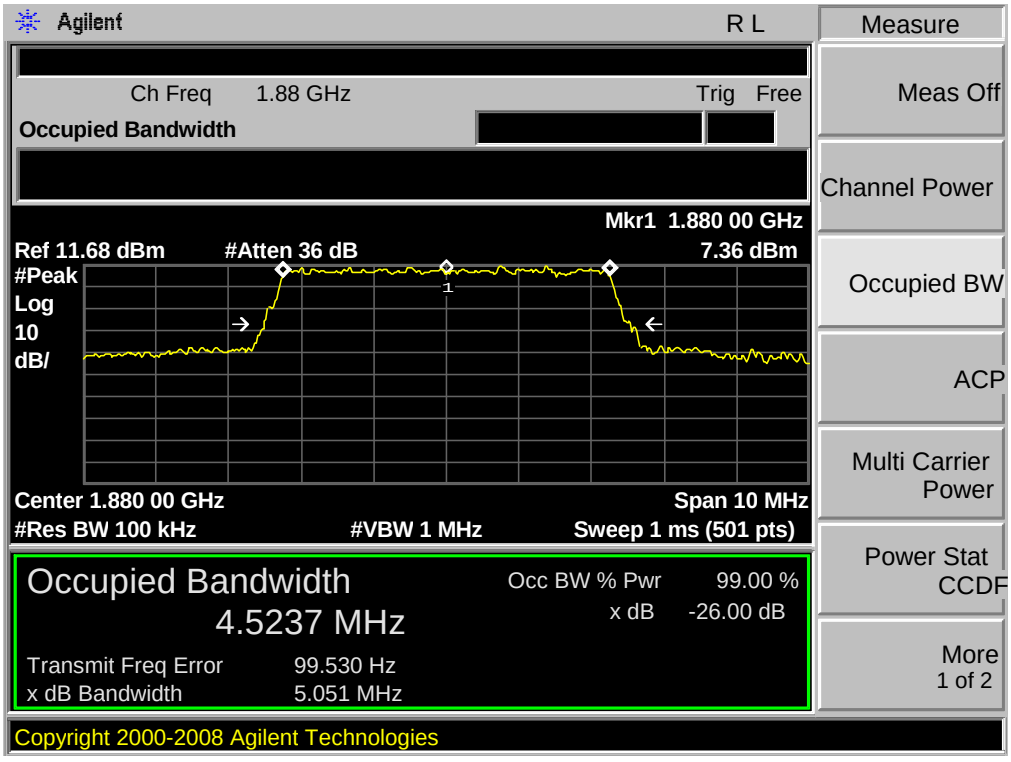

Band 2,UL Channel 18900,UL Frequency 1880.0,BW 10.0,NO. RB 50,RB POS. Low,QPSK

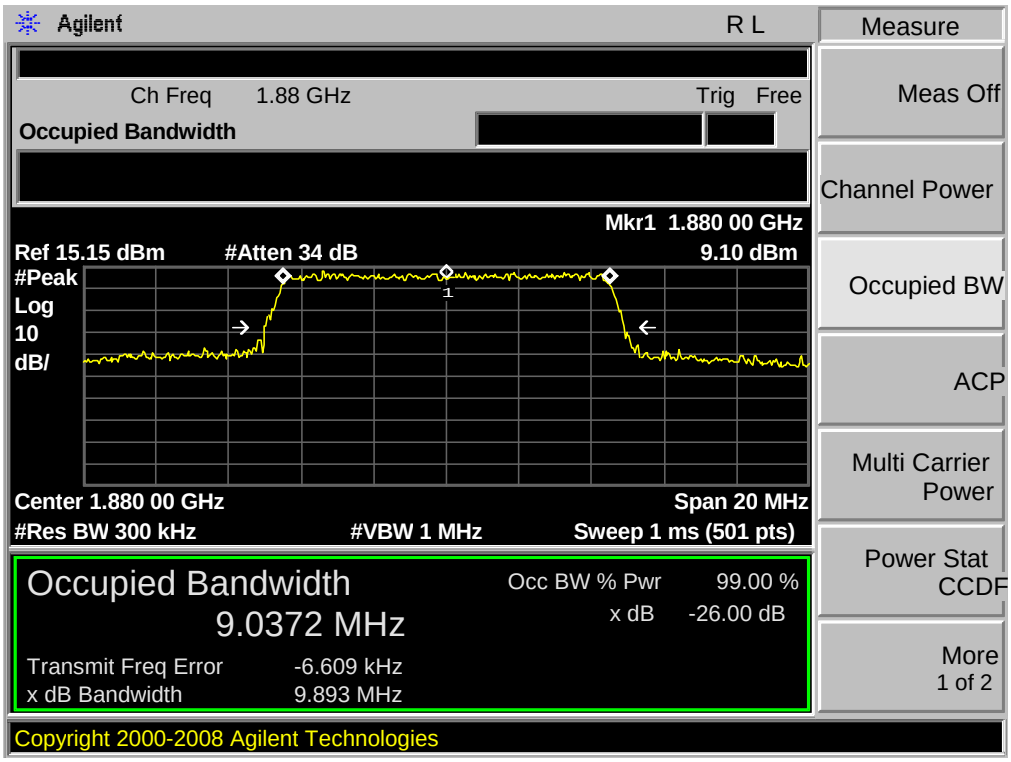

Band 2,UL Channel 18900,UL Frequency 1880.0,BW 10.0,NO. RB 50,RB POS. Low,16QAM

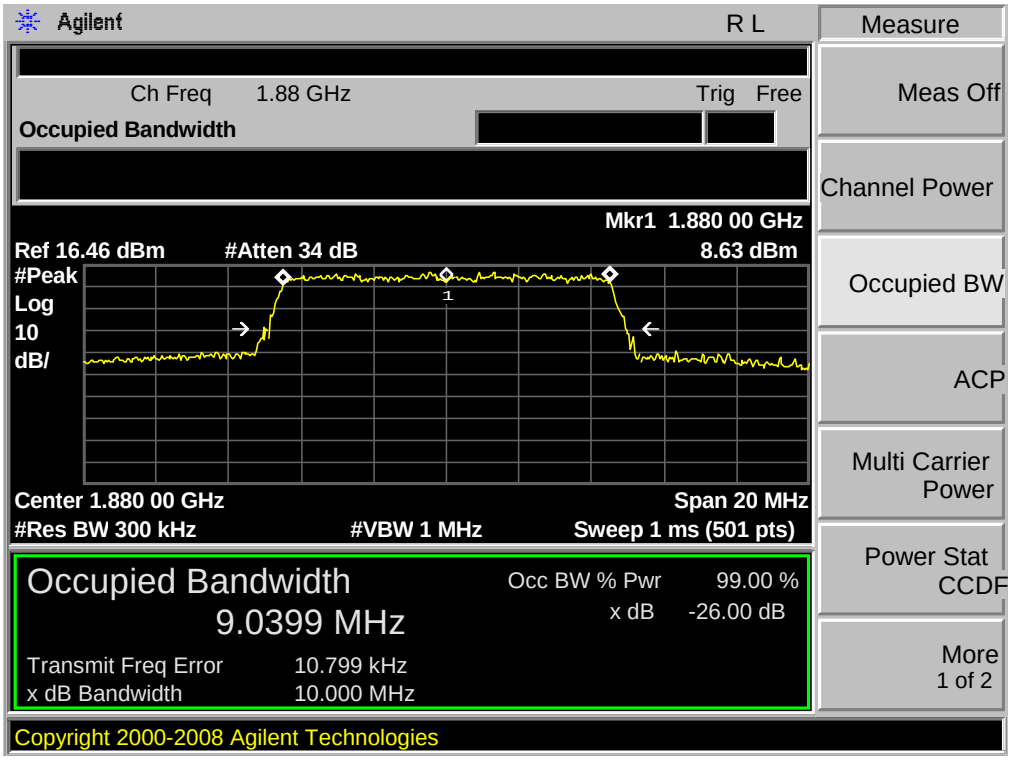

Band 2,UL Channel 18900,UL Frequency 1880.0,BW 15.0,NO. RB 75,RB POS. Low,QPSK

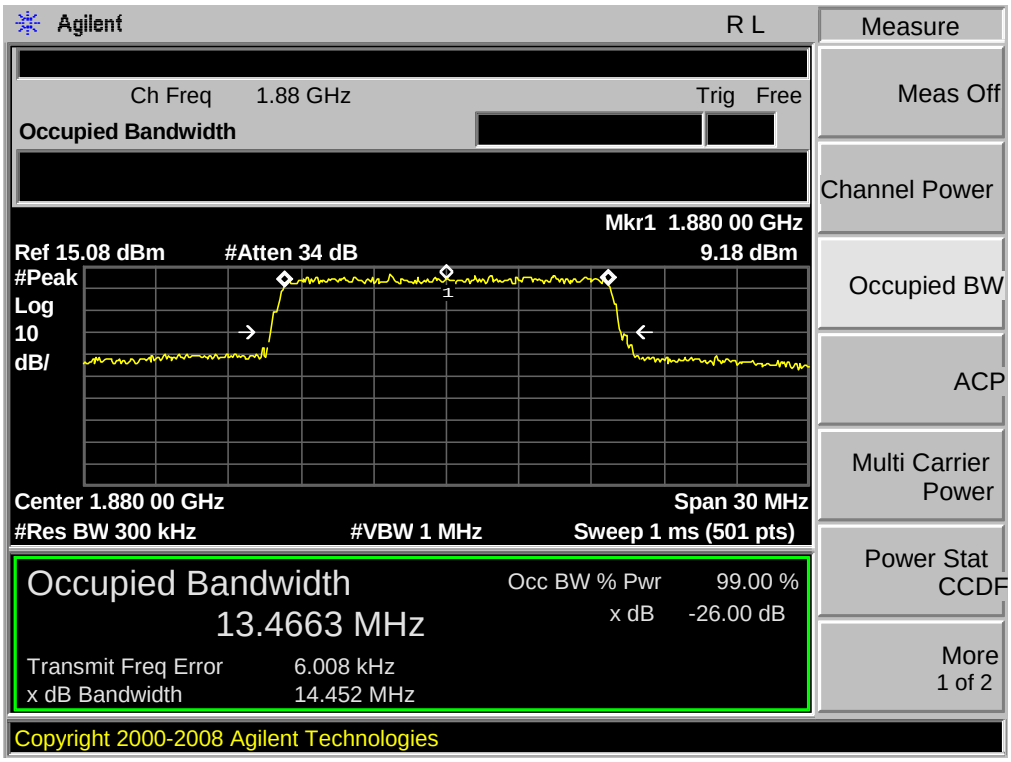

Band 2,UL Channel 18900,UL Frequency 1880.0,BW 15.0,NO. RB 75,RB POS. Low,16QAM

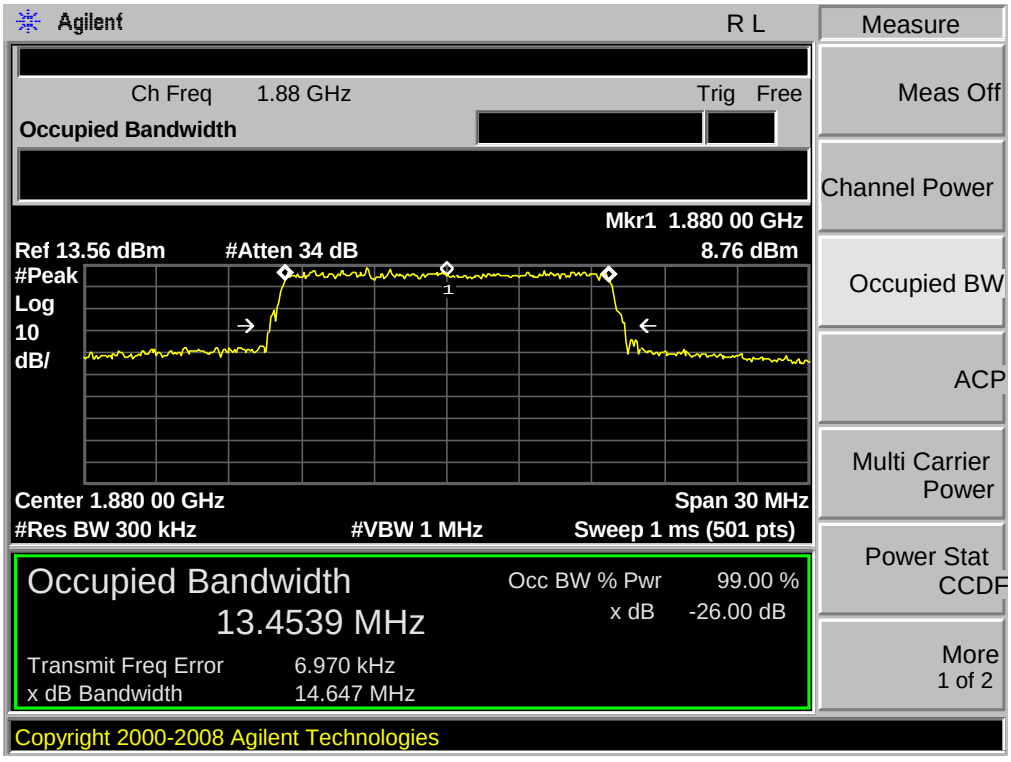

Band 2,UL Channel 18900,UL Frequency 1880.0,BW 20.0,NO. RB 100,RB POS. Low,QPSK

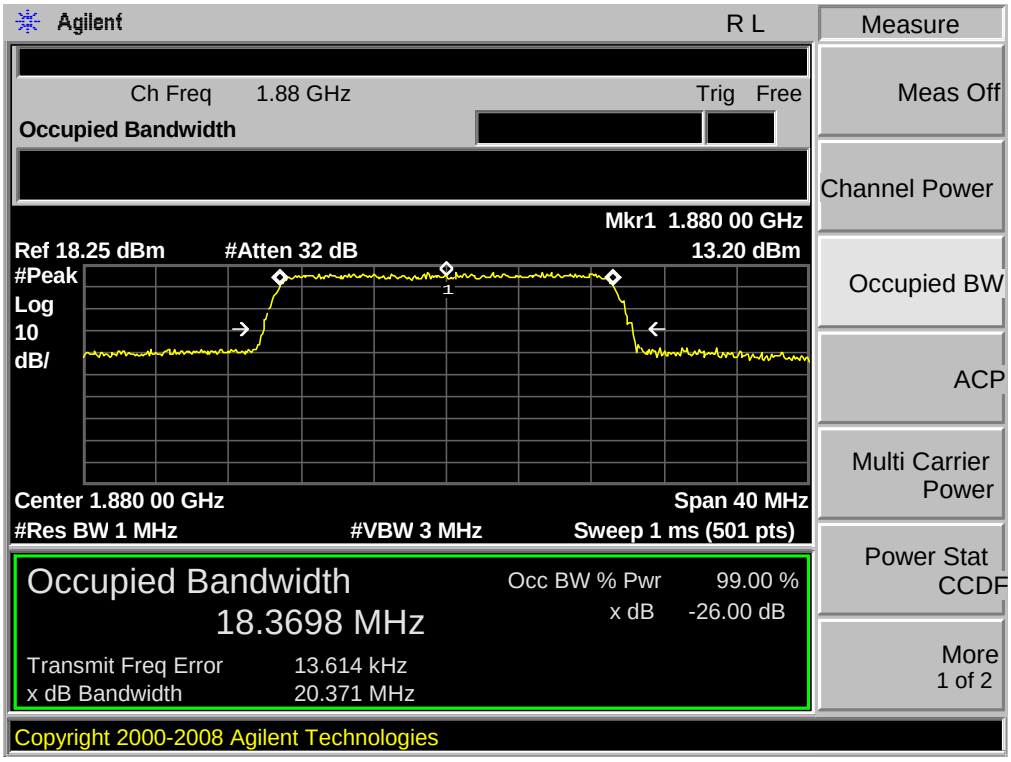

Band 2,UL Channel 18900,UL Frequency 1880.0,BW 20.0,NO. RB 100,RB POS. Low,16QAM

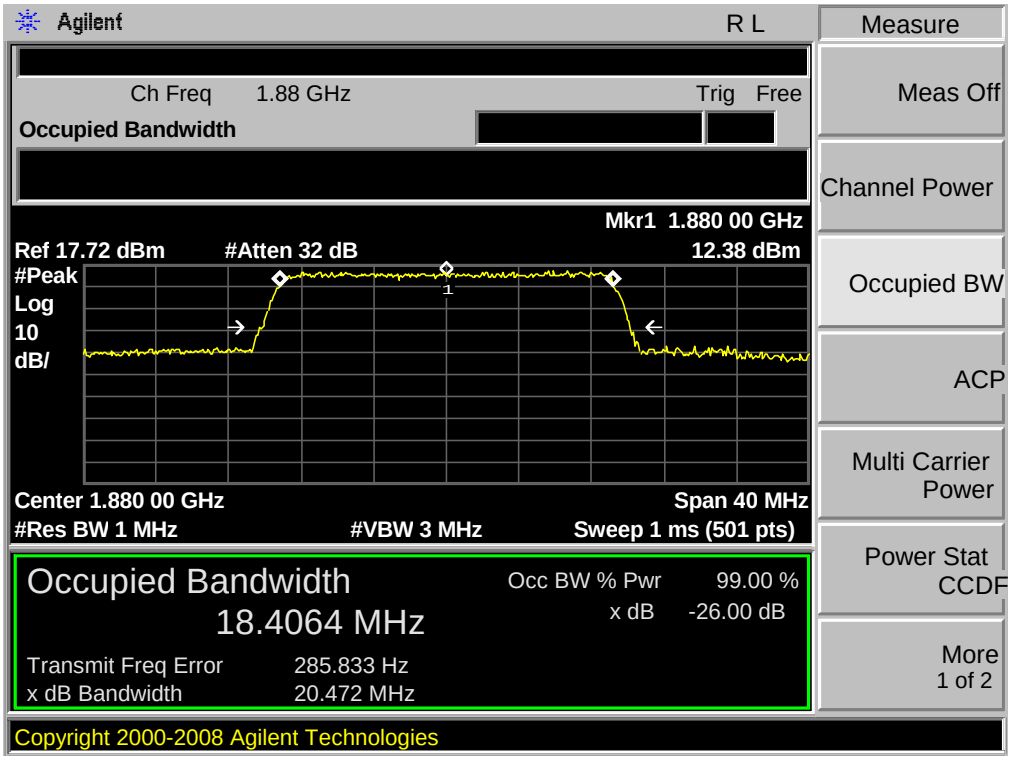

5.1.2. LTE BAND 4

Band 4,UL Channel 20175,UL Frequency 1732.5,BW 1.4,NO. RB 6,RB POS. Low,QPSK

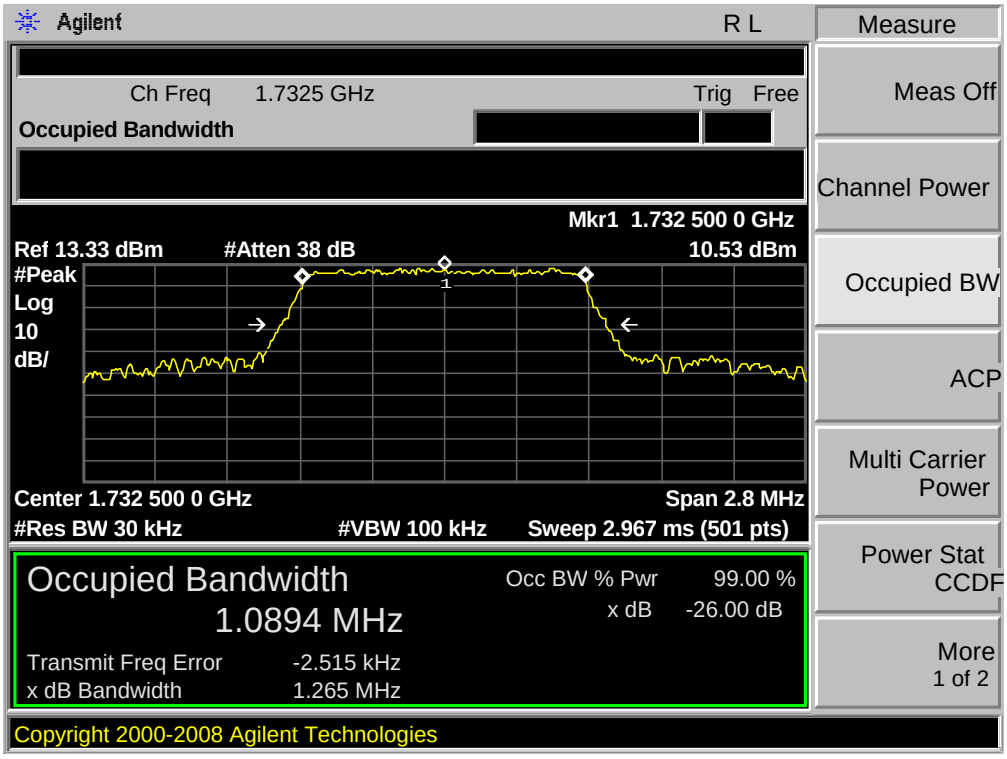

Band 4,UL Channel 20175,UL Frequency 1732.5,BW 1.4,NO. RB 6,RB POS. Low,16QAM

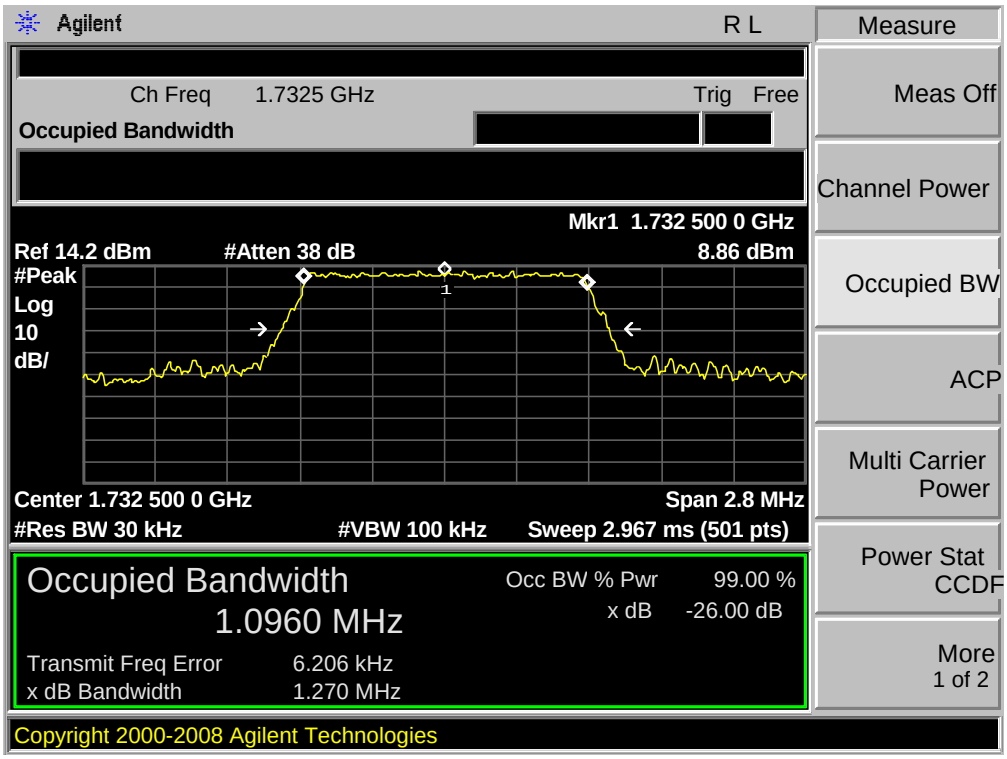

Band 4,UL Channel 20175,UL Frequency 1732.5,BW 3.0,NO. RB 15,RB POS. Low,QPSK

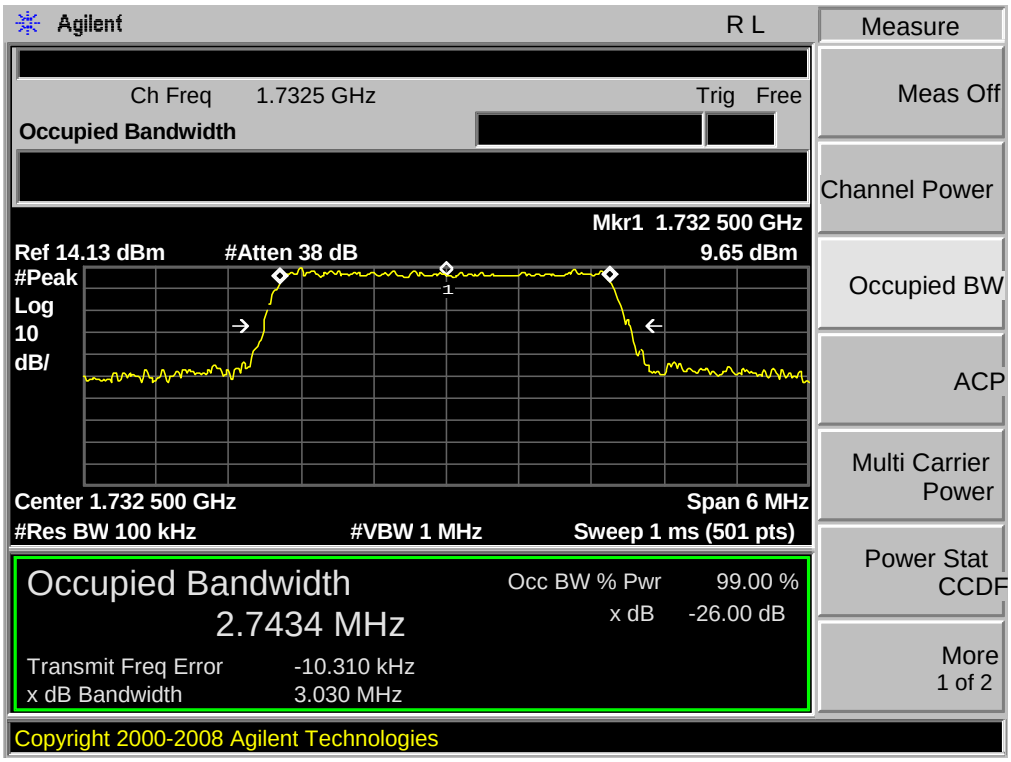

Band 4,UL Channel 20175,UL Frequency 1732.5,BW 3.0,NO. RB 15,RB POS. Low,16QAM

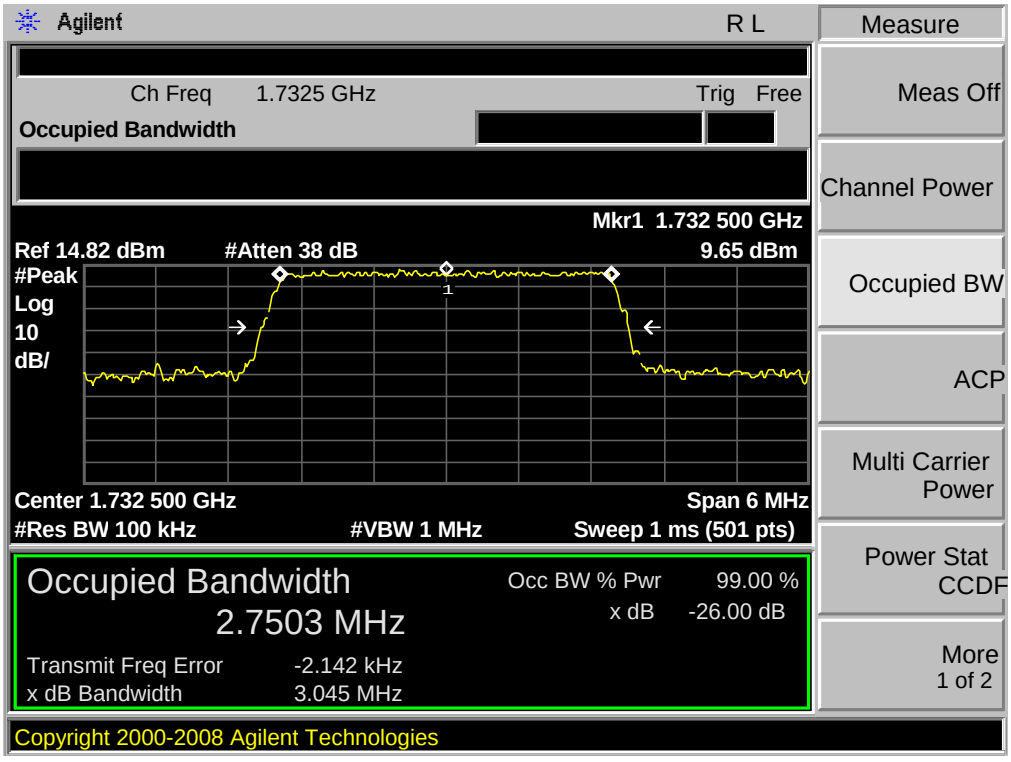

Band 4,UL Channel 20175,UL Frequency 1732.5,BW 5.0,NO. RB 25,RB POS. Low,QPSK

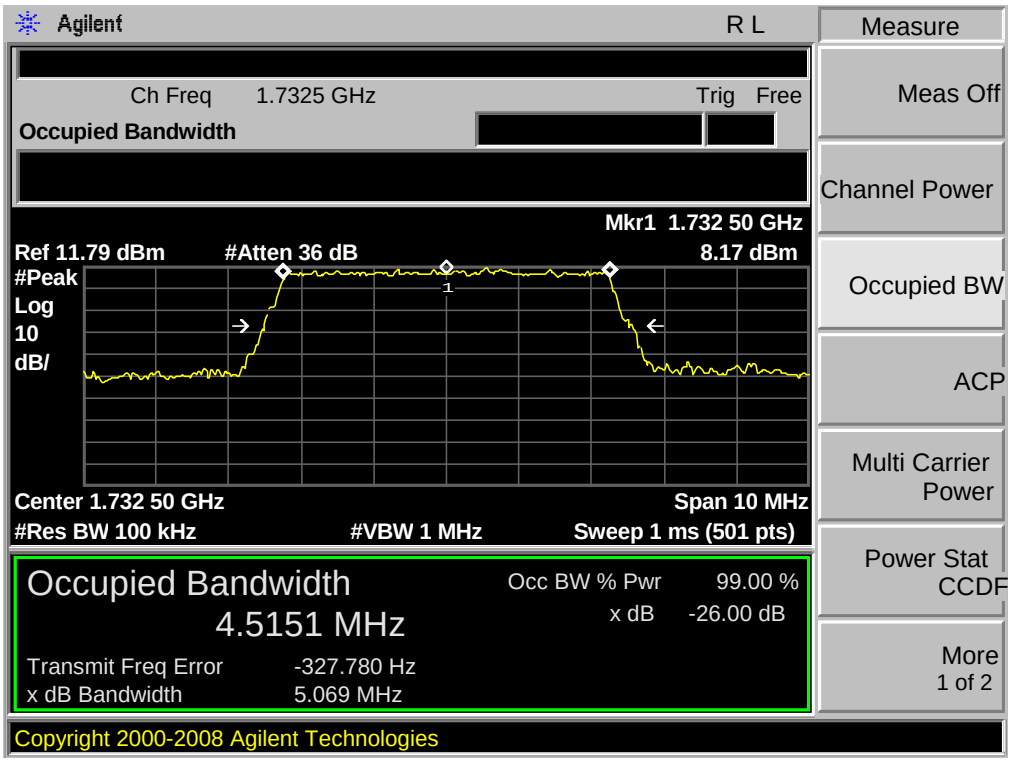

Band 4,UL Channel 20175,UL Frequency 1732.5,BW 5.0,NO. RB 25,RB POS. Low,16QAM

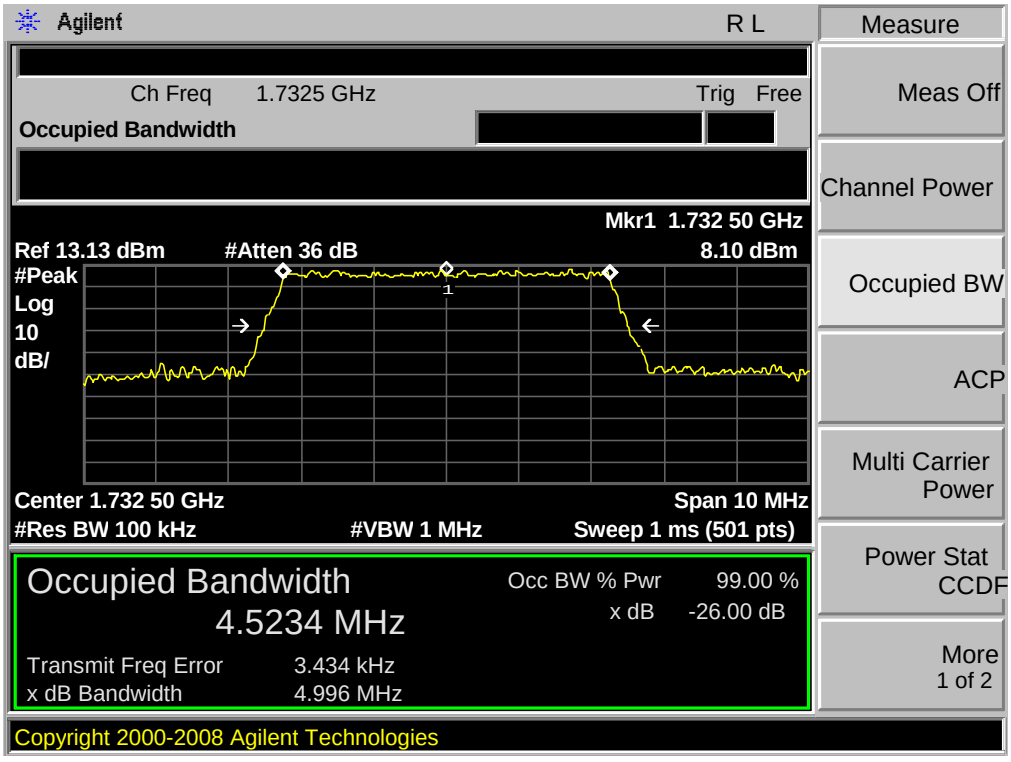

Band 4,UL Channel 20175,UL Frequency 1732.5,BW 10.0,NO. RB 50,RB POS. Low,QPSK

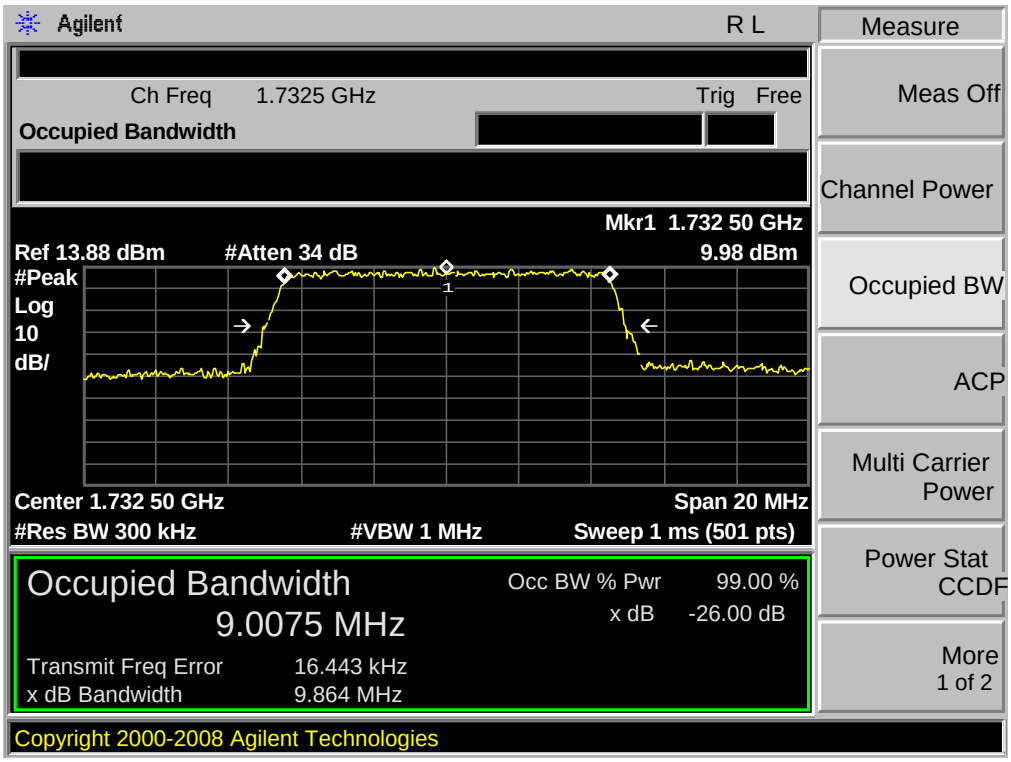

Band 4,UL Channel 20175,UL Frequency 1732.5,BW 10.0,NO. RB 50,RB POS. Low,16QAM

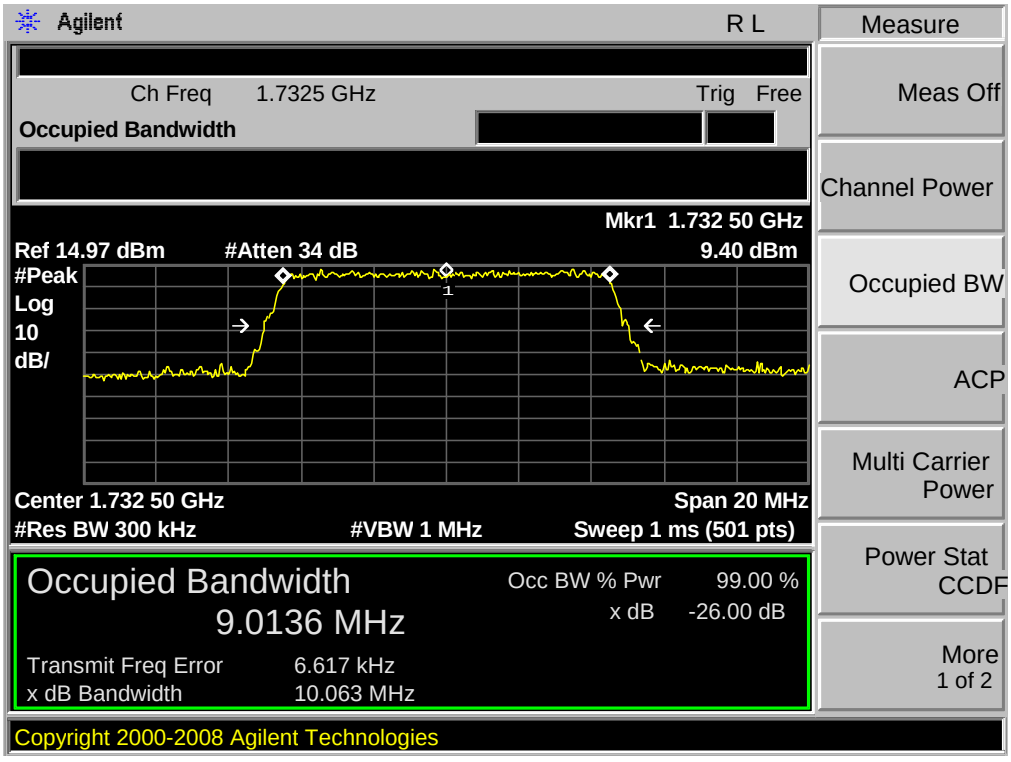

Band 4,UL Channel 20175,UL Frequency 1732.5,BW 15.0,NO. RB 75,RB POS. Low,QPSK

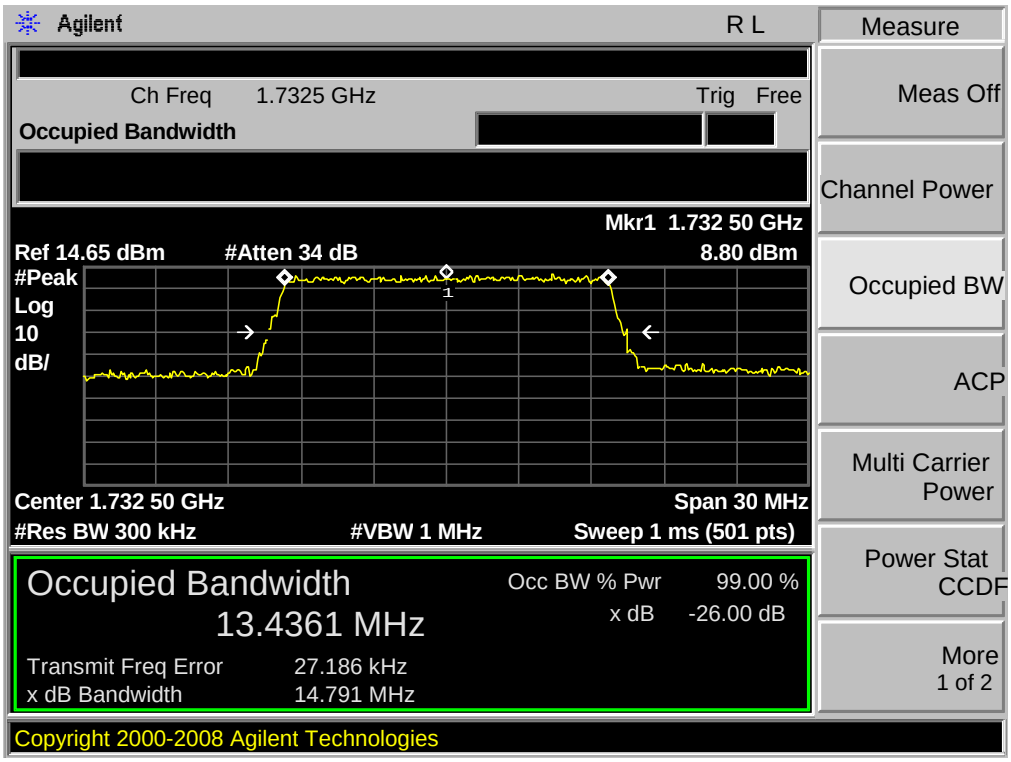

Band 4,UL Channel 20175,UL Frequency 1732.5,BW 15.0,NO. RB 75,RB POS. Low,16QAM

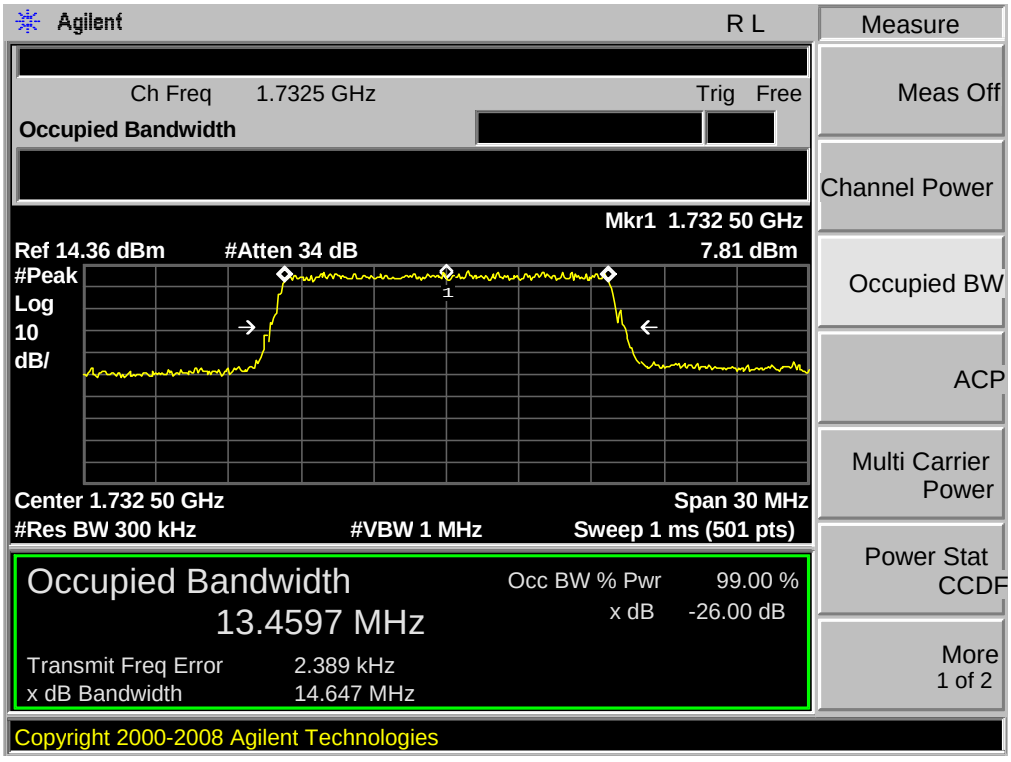

Band 4,UL Channel 20175,UL Frequency 1732.5,BW 20.0,NO. RB 100,RB POS. Low,QPSK

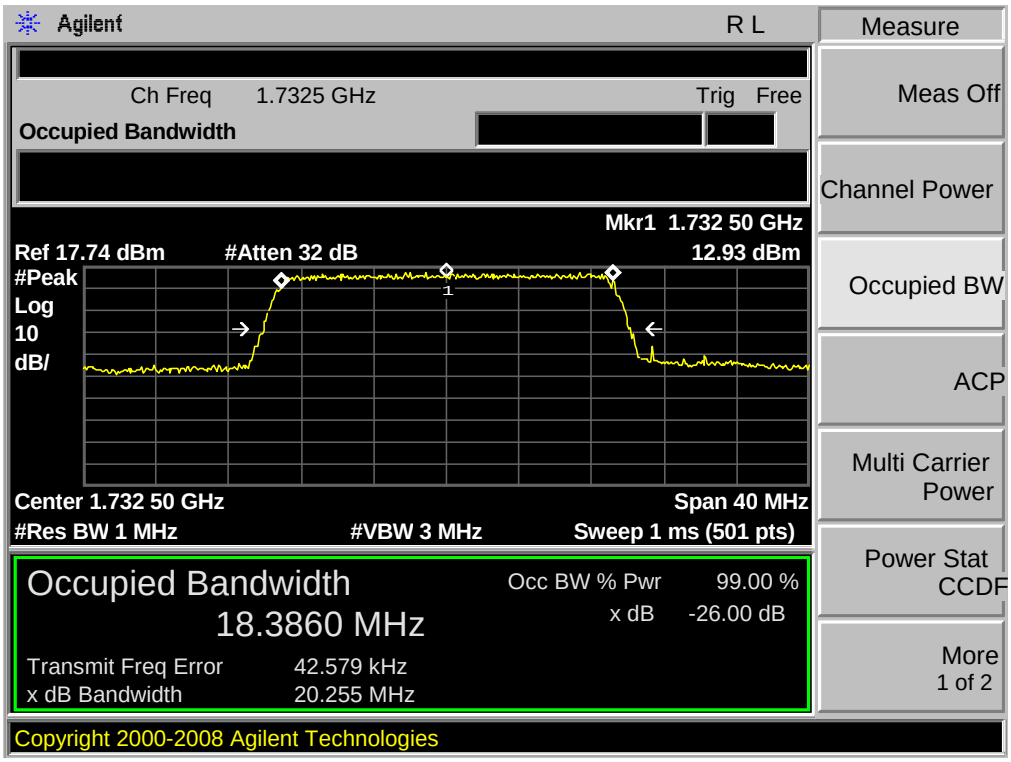

Band 4,UL Channel 20175,UL Frequency 1732.5,BW 20.0,NO. RB 100,RB POS. Low,16QAM

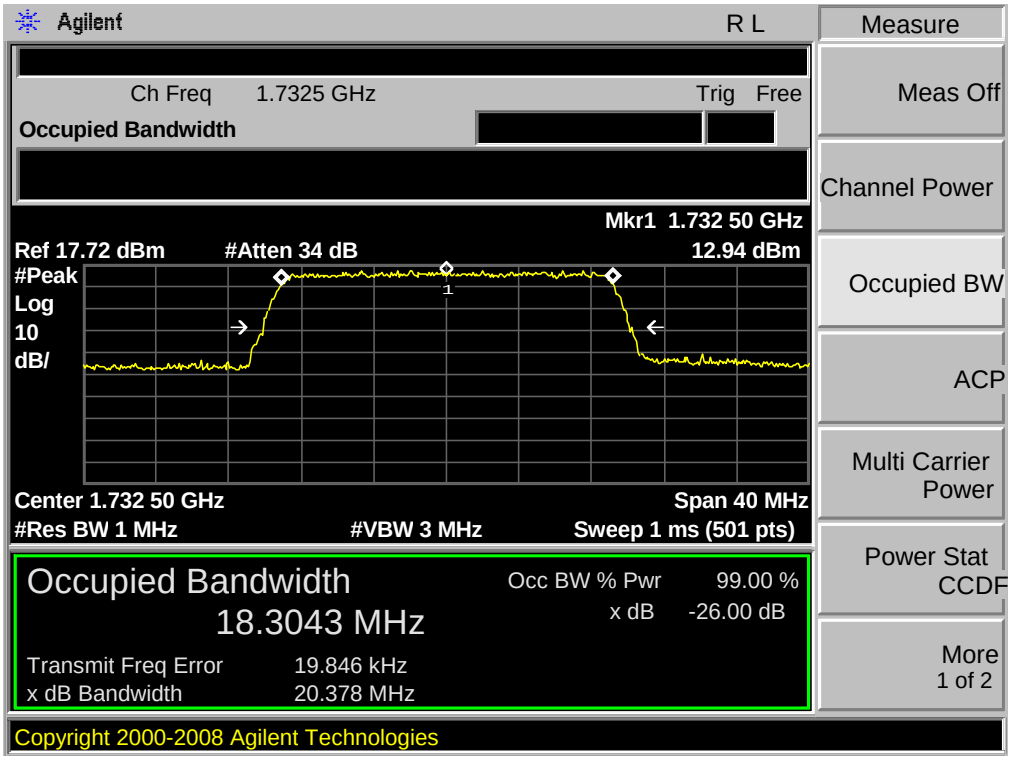

5.1.3. LTE BAND 7

Band 7,UL Channel 21100,UL Frequency 2535.0,BW 5.0,NO. RB 25,RB POS. Low,QPSK

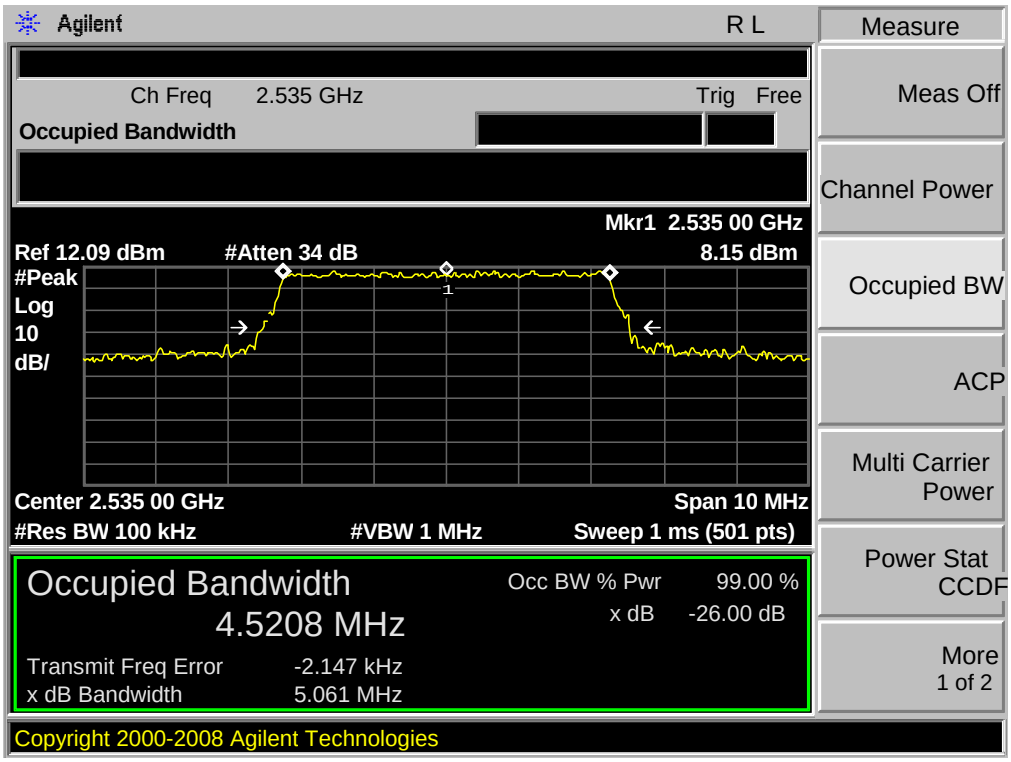

Band 7,UL Channel 21100,UL Frequency 2535.0,BW 5.0,NO. RB 25,RB POS. Low,16QAM

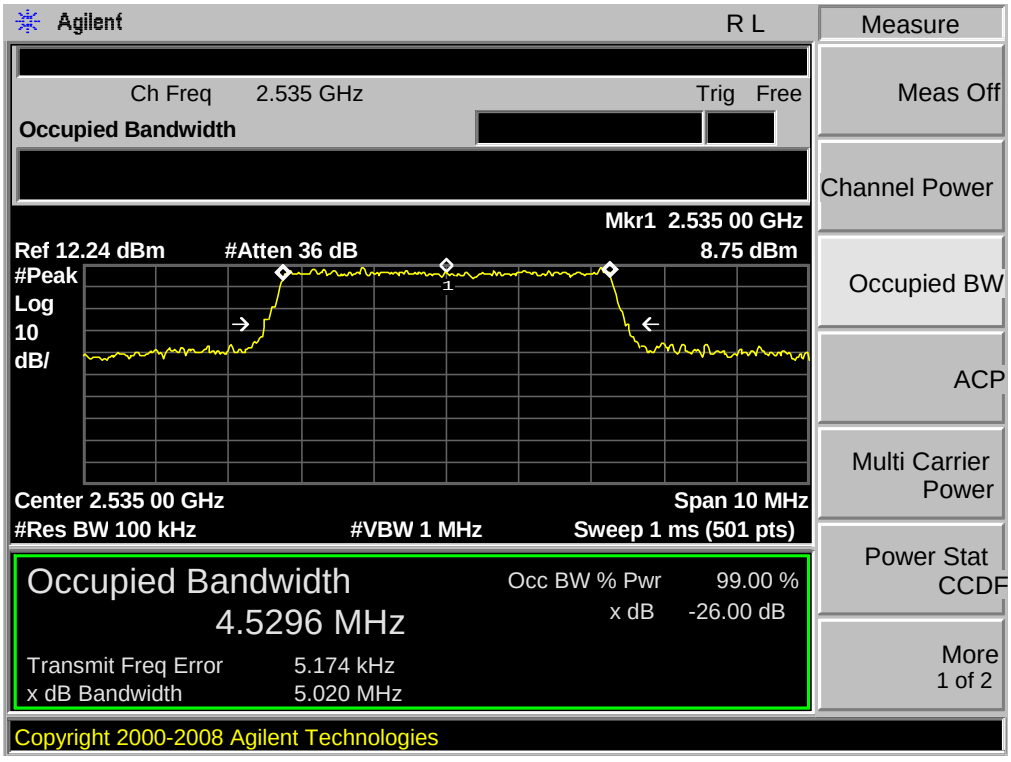

Band 7,UL Channel 21100,UL Frequency 2535.0,BW 10.0,NO. RB 50,RB POS. Low,QPSK

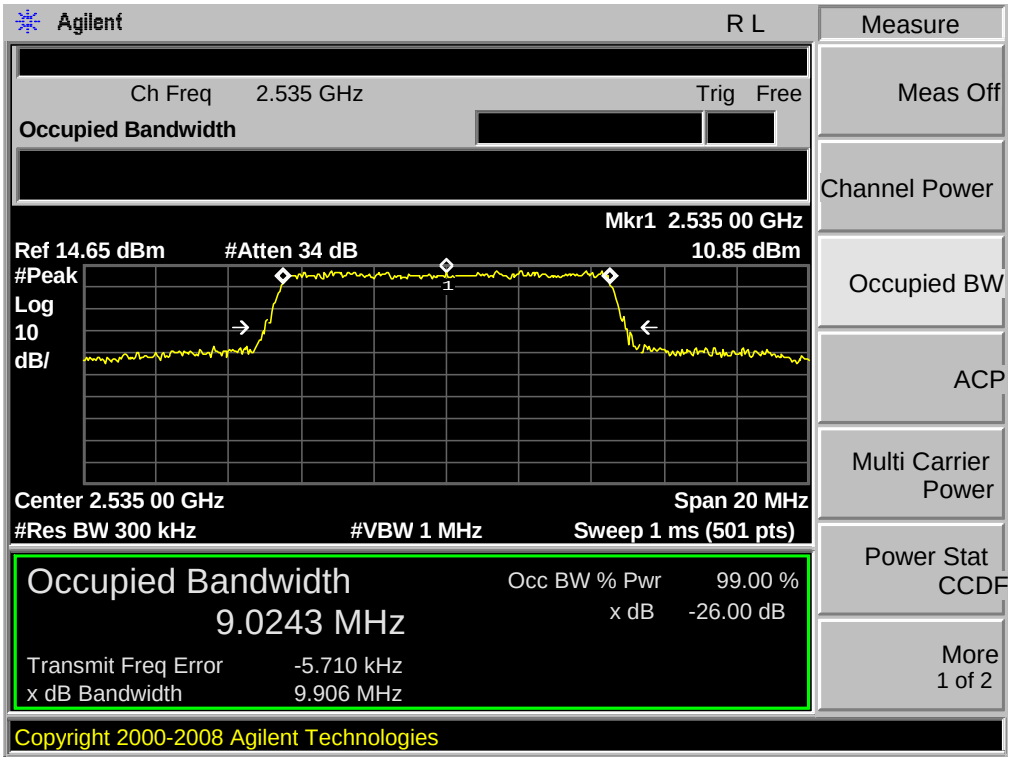

Band 7,UL Channel 21100,UL Frequency 2535.0,BW 10.0,NO. RB 50,RB POS. Low,16QAM

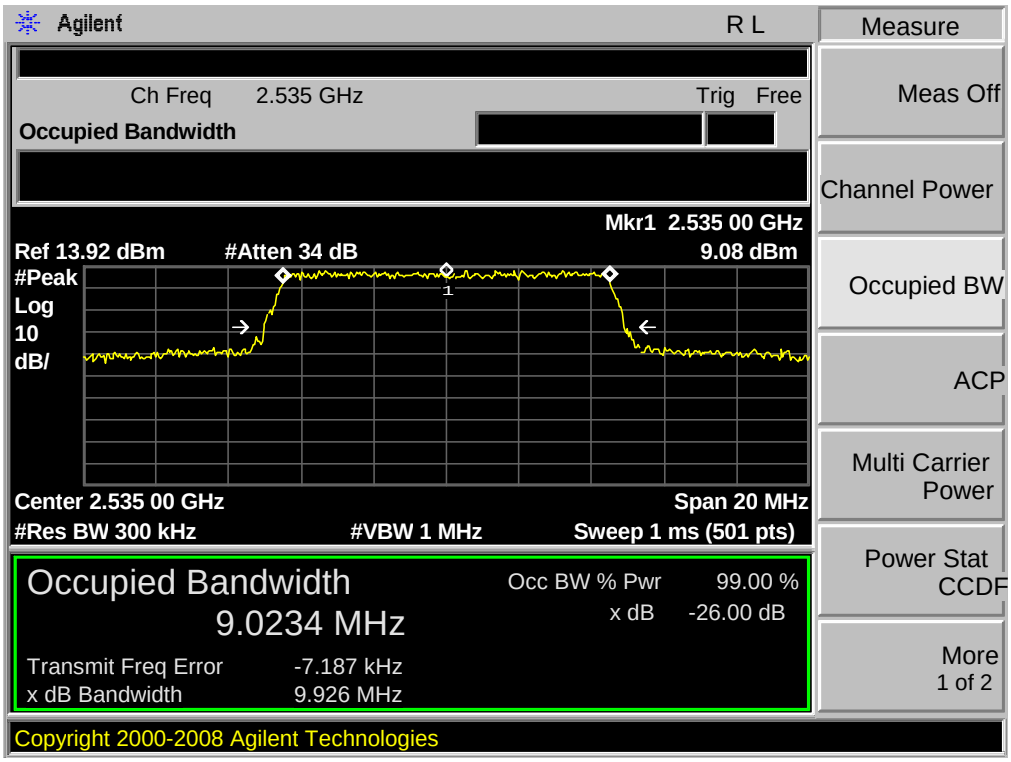

Band 7,UL Channel 21100,UL Frequency 2535.0,BW 15.0,NO. RB 75,RB POS. Low,QPSK

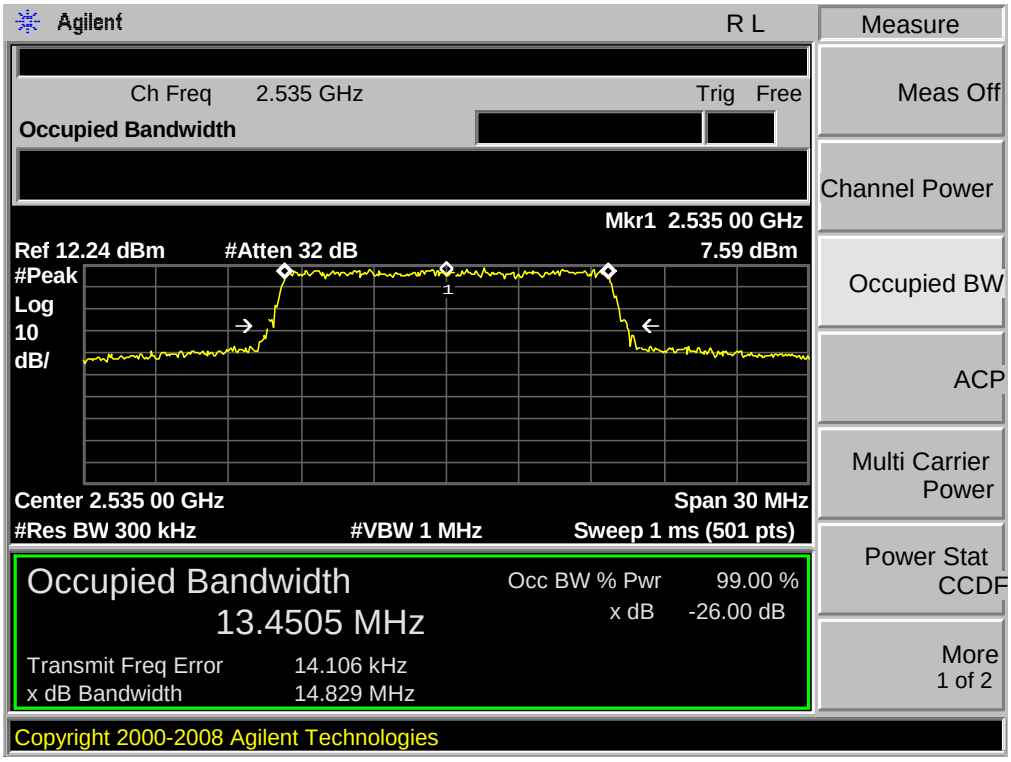

Band 7,UL Channel 21100,UL Frequency 2535.0,BW 15.0,NO. RB 75,RB POS. Low,16QAM

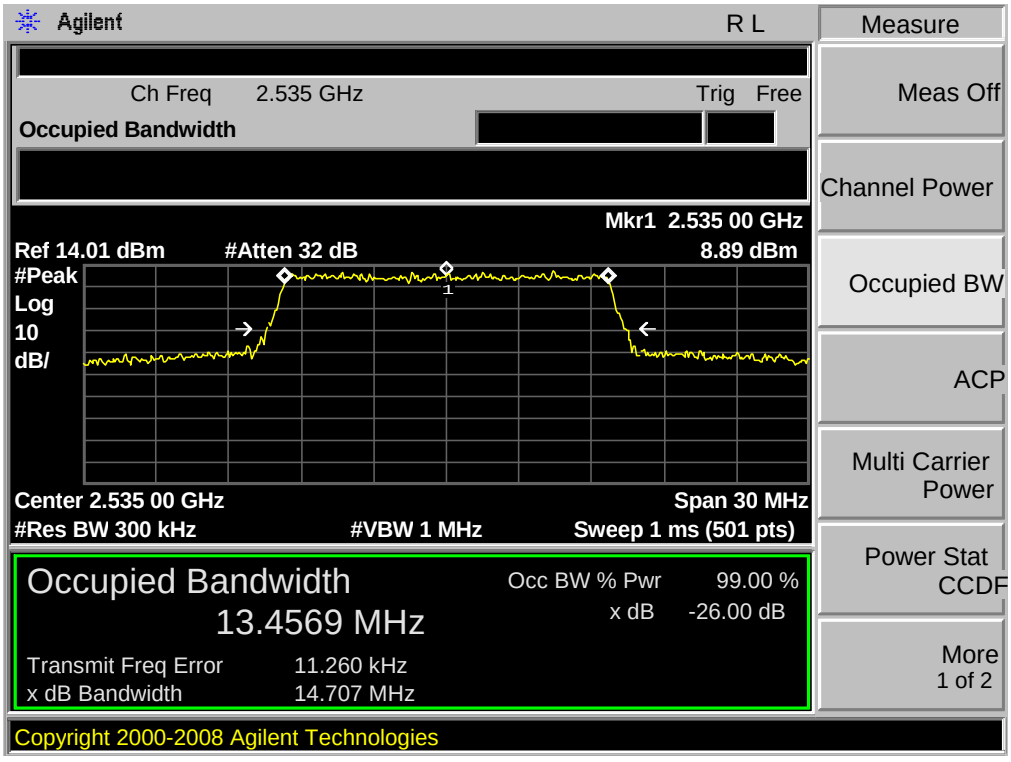

Band 7,UL Channel 21100,UL Frequency 2535.0,BW 20.0,NO. RB 100,RB POS. Low,QPSK

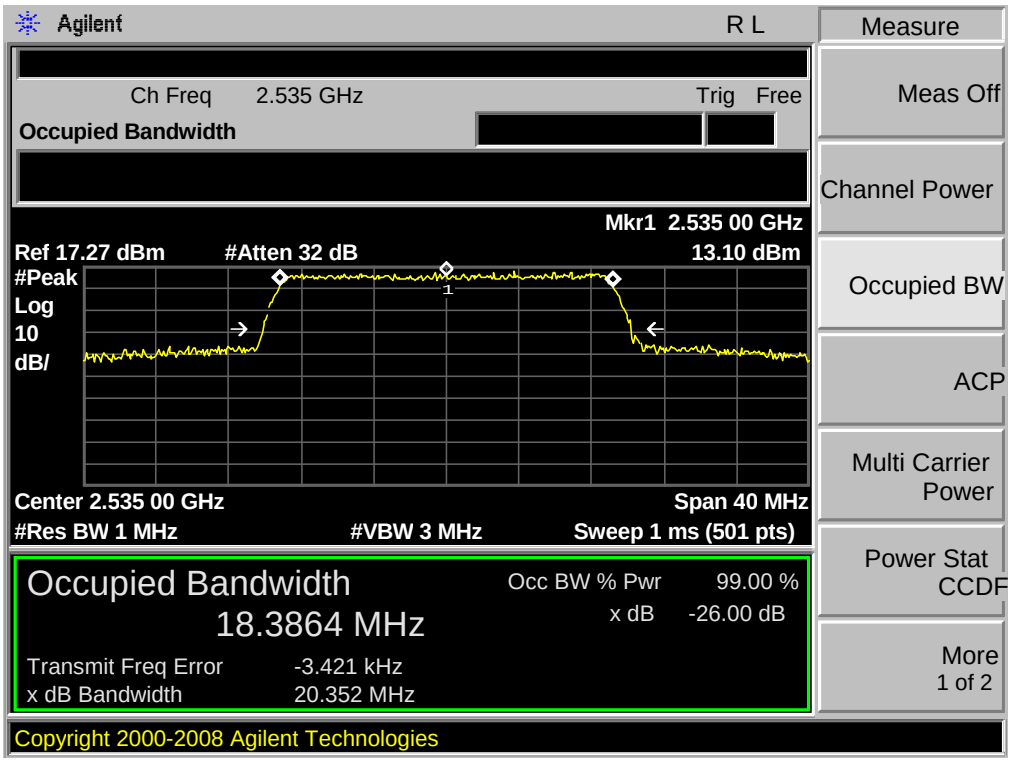

Band 7,UL Channel 21100,UL Frequency 2535.0,BW 20.0,NO. RB 100,RB POS. Low,16QAM

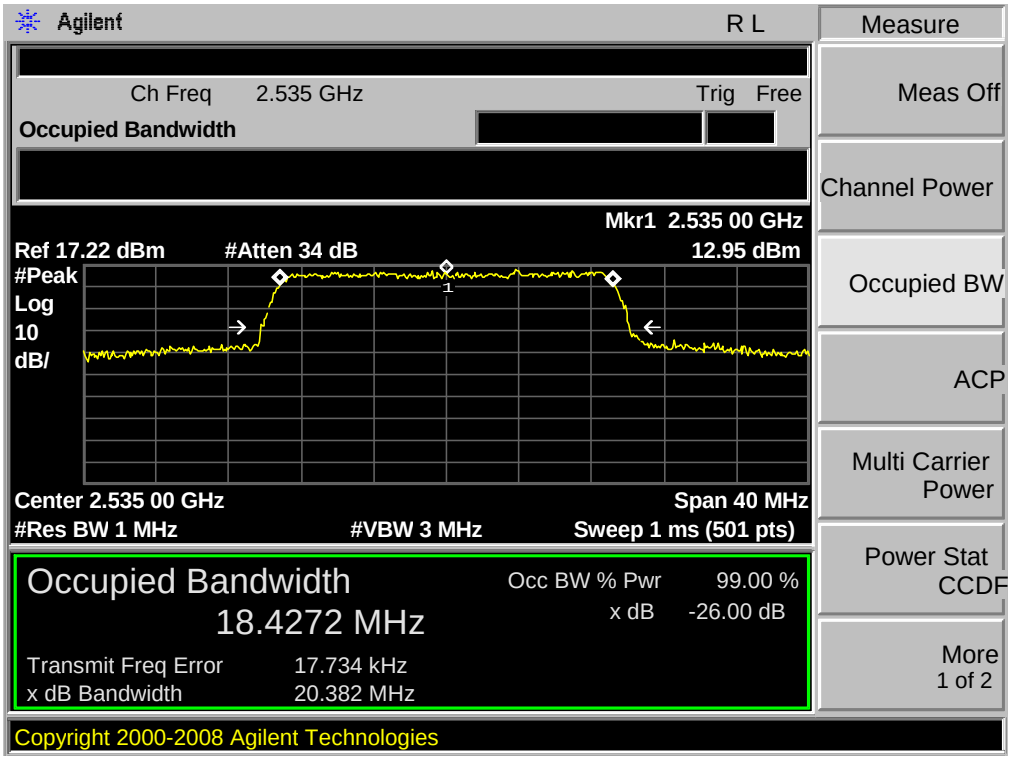

5.1.4. LTE BAND 17

Band 17,UL Channel 23790,UL Frequency 710.0,BW 5.0,NO. RB 25,RB POS. Low,QPSK

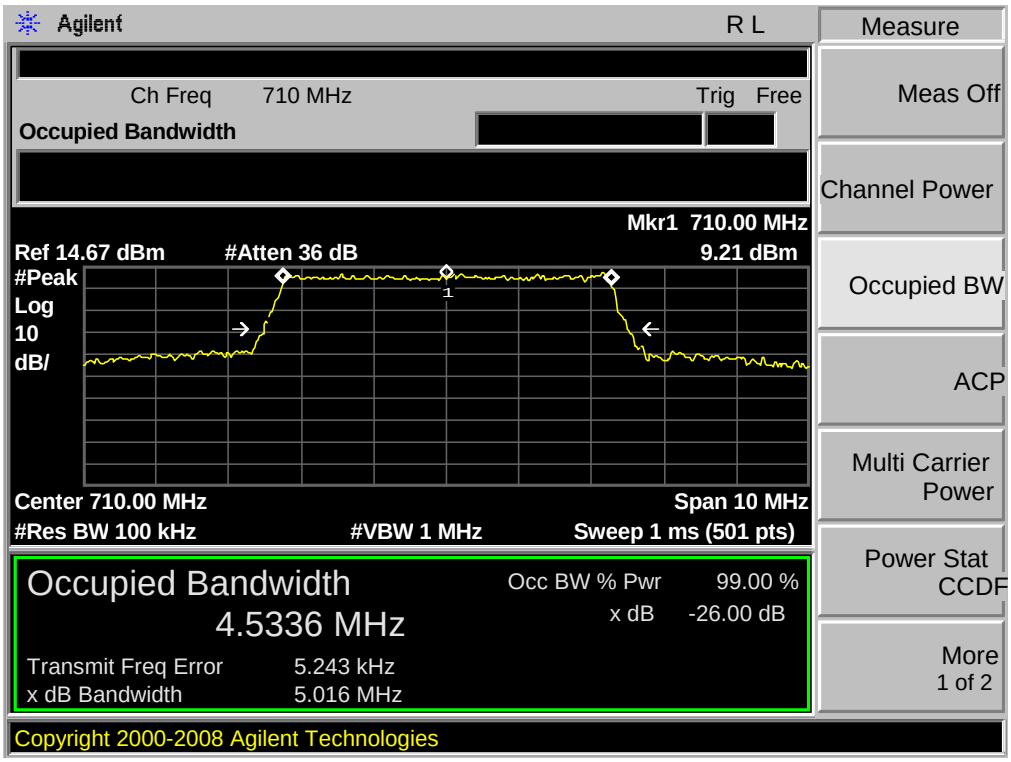

Band 17,UL Channel 23790,UL Frequency 710.0,BW 5.0,NO. RB 25,RB POS. Low,16QAM

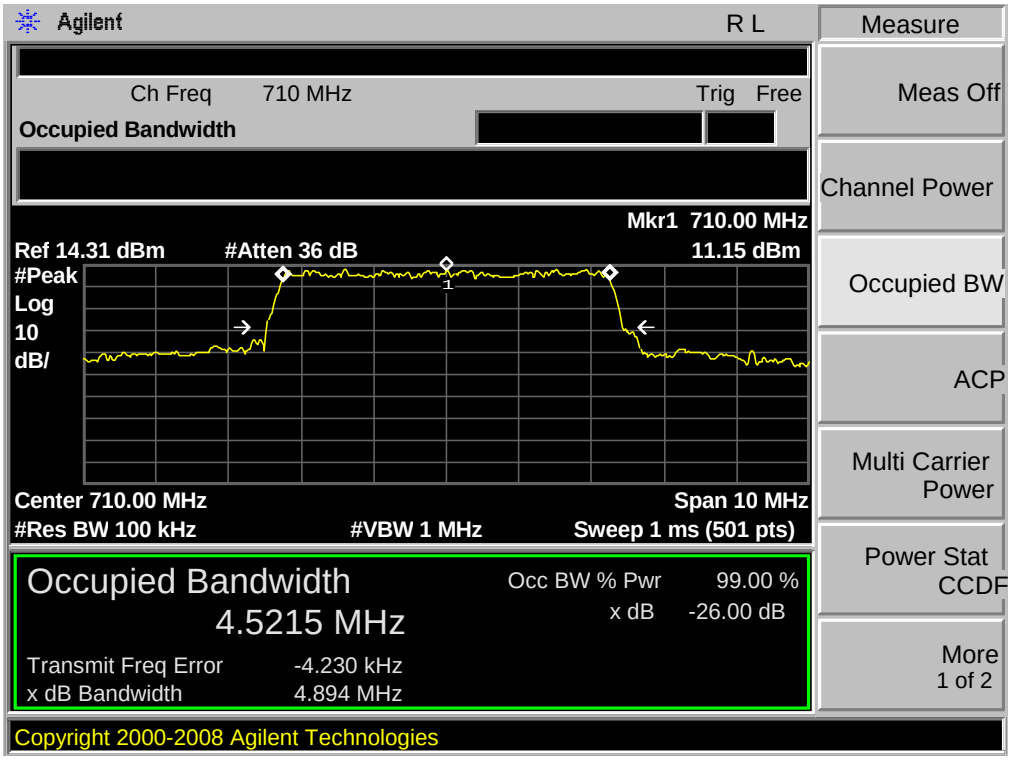

Band 17,UL Channel 23790,UL Frequency 710.0,BW 10.0,NO. RB 50,RB POS. Low,QPSK

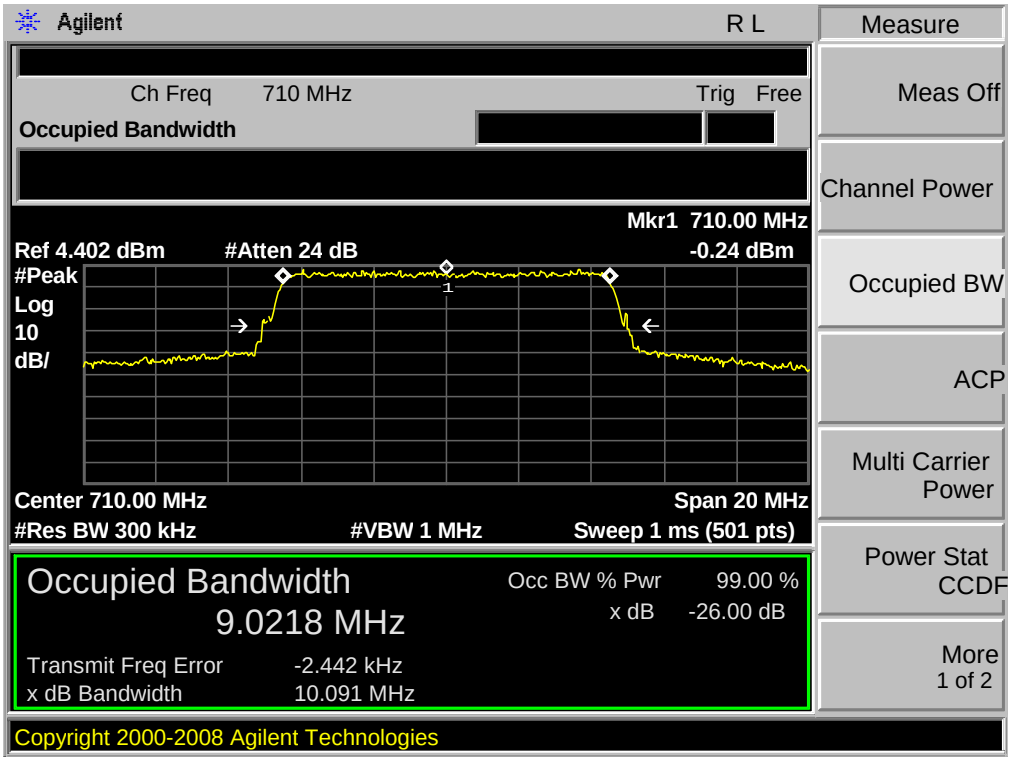

Band 17,UL Channel 23790,UL Frequency 710.0,BW 10.0,NO. RB 50,RB POS. Low,16QAM

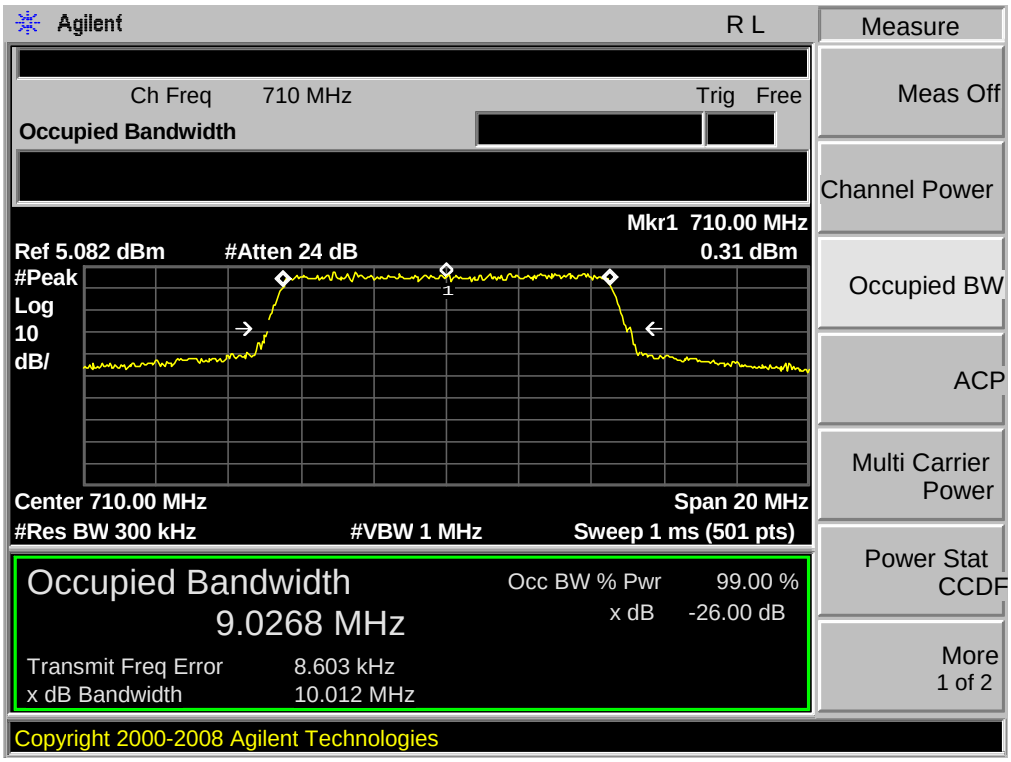

6. BANDEDGE AND EMISSION MASK

RULE PART(S)

FCC: §2.1051, §22.901, §22.917, §24.238, §27.53, and §90.691
FCC: §22.359

LIMITS

FCC: §22.359, §24.238,
The power of any emission outside of the authorized operating frequency ranges must be attenuated below the transmitting power (P) by a factor of at least 43 + 10 log (P) dB.

(m)(4) For mobile digital stations, the attenuation factor shall be not less than 40 + 10 log (P) dB on all frequencies between the channel edge and 5 megahertz from the channel edge, 43 + 10 log (P) dB on all frequencies between 5 megahertz and X megahertz from the channel edge, and 55 + 10 log (P) dB on all frequencies more than X megahertz from the channel edge, where X is the greater of 6 megahertz or the actual emission bandwidth as defined in paragraph (m)(6) of this section. In addition, the attenuation factor shall not be less that 43 + 10 log (P) dB on all frequencies between 2490.5 MHz and 2496 MHz and 55 + 10 log (P) dB at or below 2490.5 MHz. Mobile Satellite Service licensees operating on frequencies below 2495 MHz may also submit a documented interference complaint against BRS licensees operating on channel BRS Channel 1 on the same terms and conditions as adjacent channel BRS or EBS licensees.Show citation box.

TEST PROCEDURE

The transmitter output was connected to a CMW500Test Set and configured to operate at maximum power. The band edge emissions were measured at the required operating frequencies in each band on the Spectrum Analyzer.
For each band edge measurement:
Set the spectrum analyzer span to include the block edge frequency (704, 716, 824, 849, 1710 and 1755, 1850 and 1910MHz)
Set a marker to point the corresponding band edge frequency in each test case.
Set display line at -13 dBm
Set resolution bandwidth to at least 1% of emission bandwidth.

MODES TESTED

LTE Band 2
LTE Band 4
LTE Band 7
LTE Band 17

RESULTS

6.1.1. LTE BAND 2

Band 2,UL Channel 18607,UL Frequency 1850.7,BW 1.4,NO. RB 6,RB POS. Low,QPSK

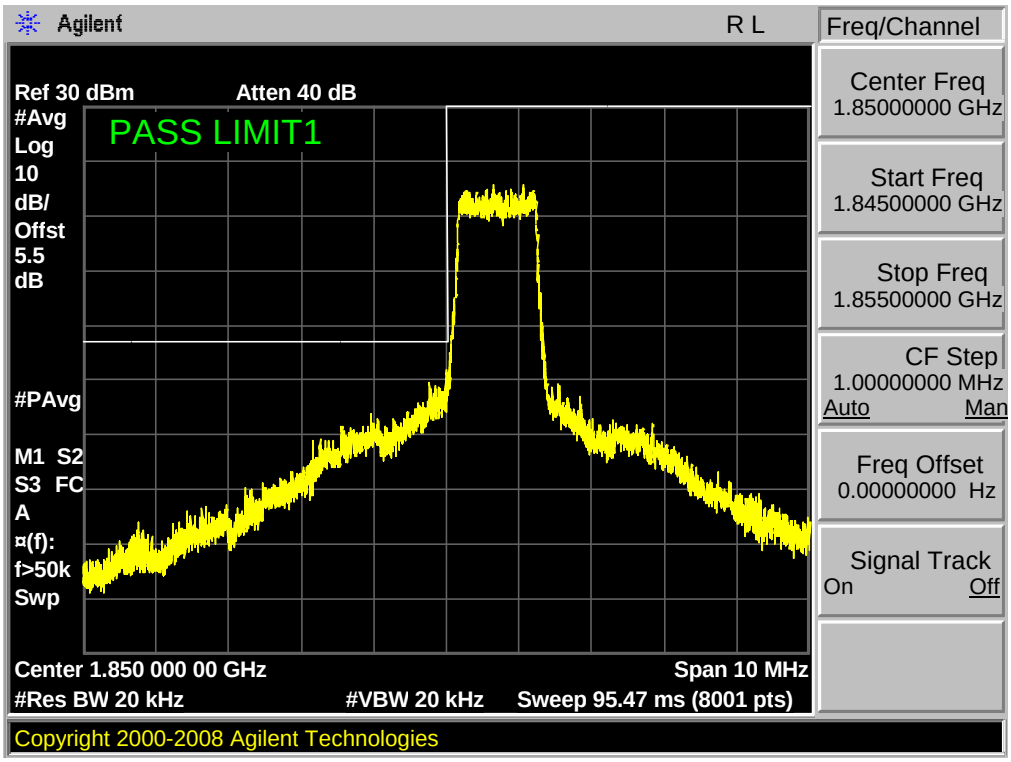

Band 2,UL Channel 18607,UL Frequency 1850.7,BW 1.4,NO. RB 6,RB POS. Low,QPSK

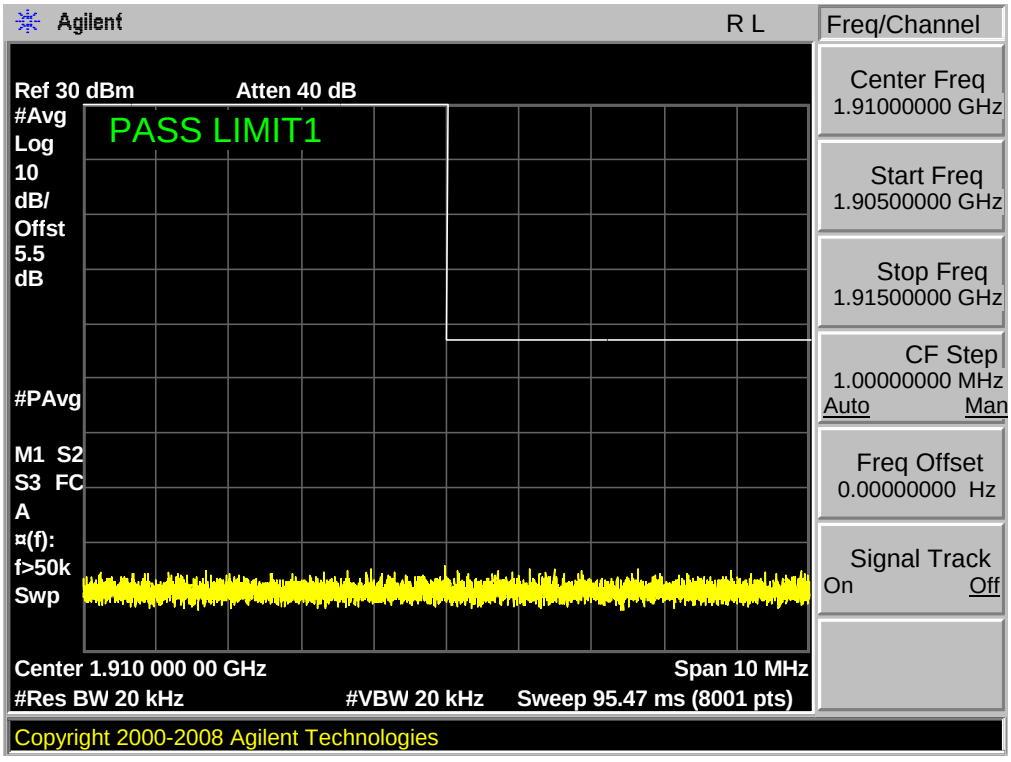

Band 2,UL Channel 18607,UL Frequency 1850.7,BW 1.4,NO. RB 6,RB POS. Low,16QAM

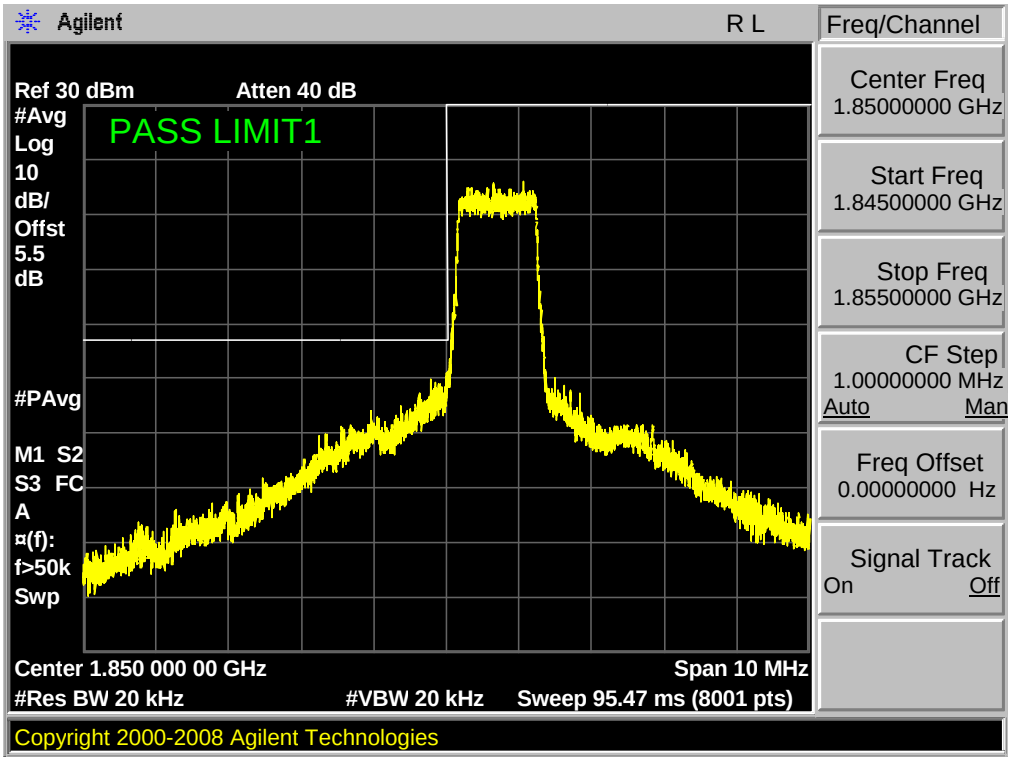

Band 2,UL Channel 18607,UL Frequency 1850.7,BW 1.4,NO. RB 6,RB POS. Low,16QAM

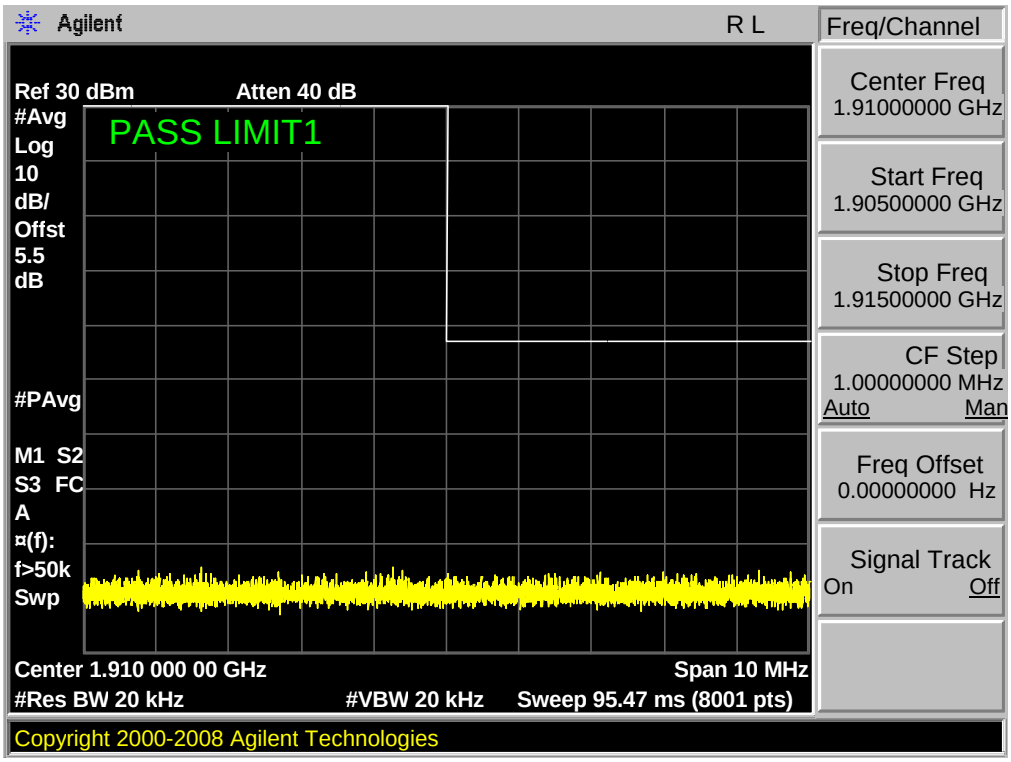

Band 2,UL Channel 19193,UL Frequency 1909.3,BW 1.4,NO. RB 6,RB POS. Low,QPSK

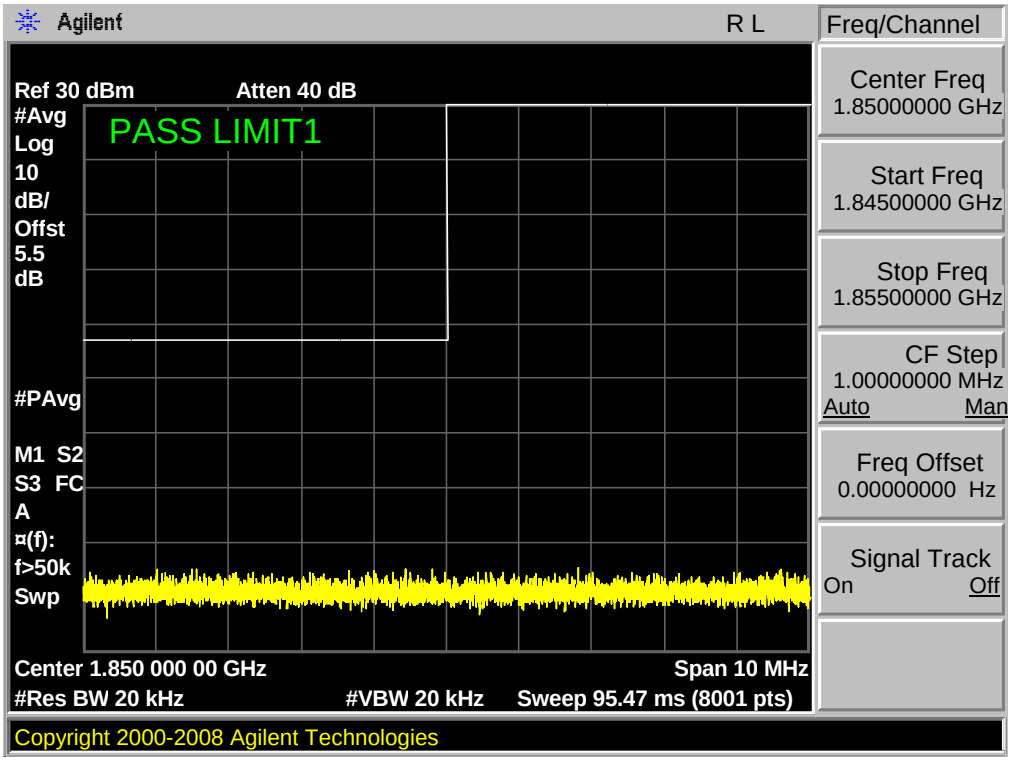

Band 2,UL Channel 19193,UL Frequency 1909.3,BW 1.4,NO. RB 6,RB POS. Low,QPSK

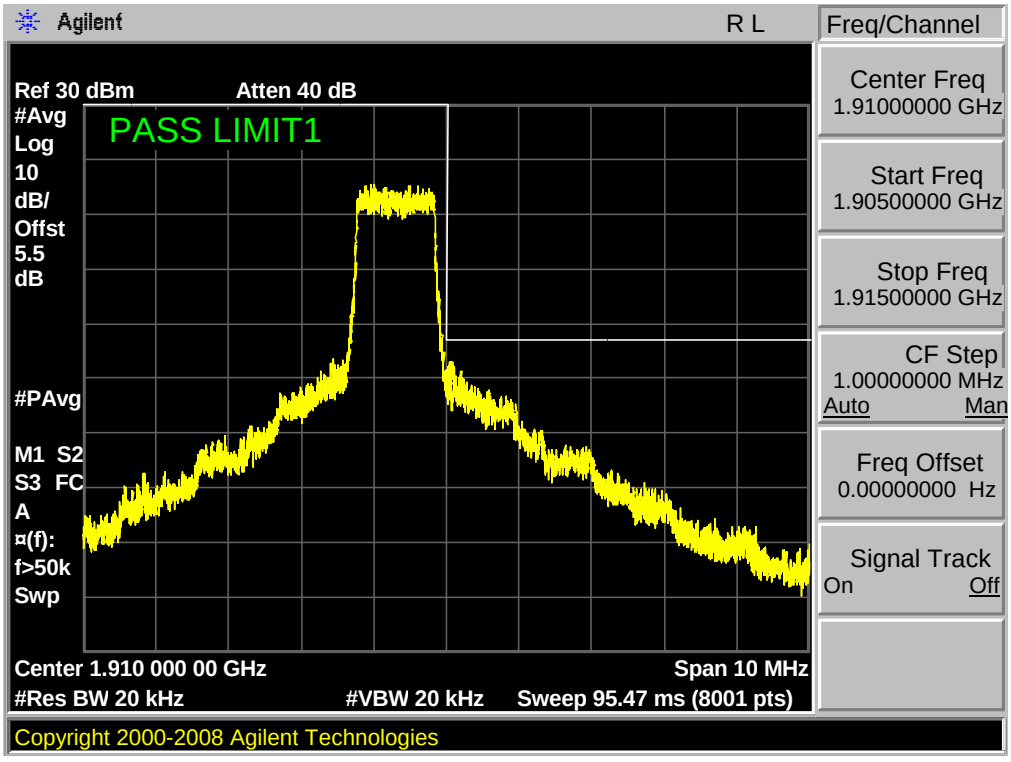

Band 2,UL Channel 19193,UL Frequency 1909.3,BW 1.4,NO. RB 6,RB POS. Low,16QAM

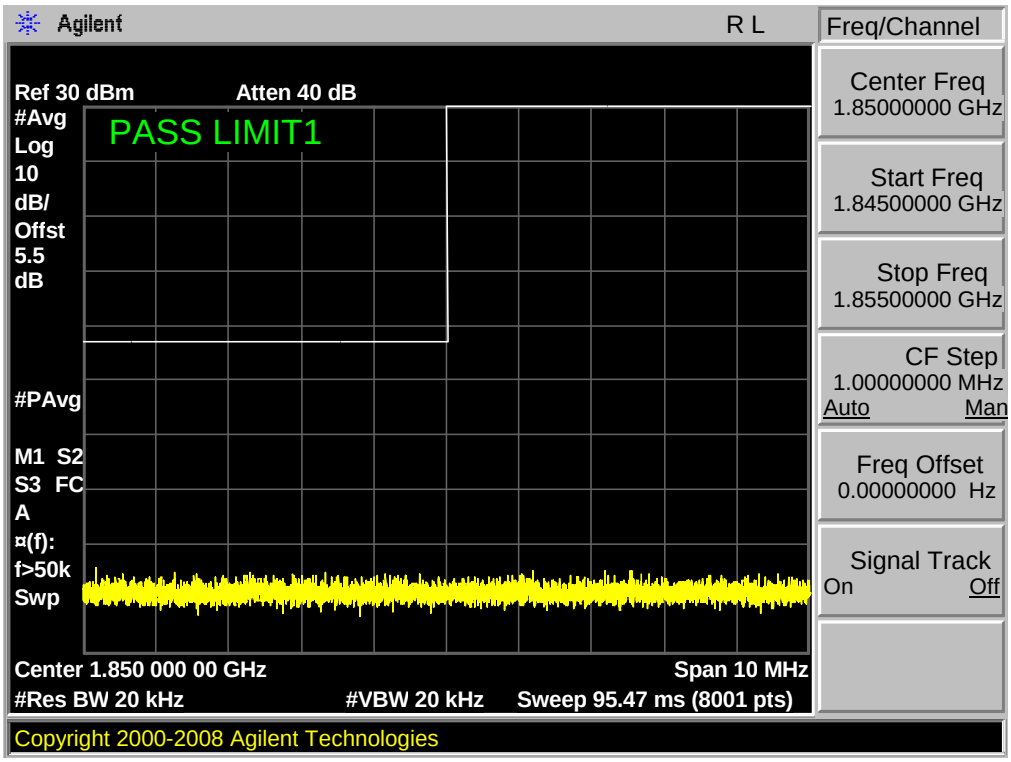

Band 2,UL Channel 19193,UL Frequency 1909.3,BW 1.4,NO. RB 6,RB POS. Low,16QAM

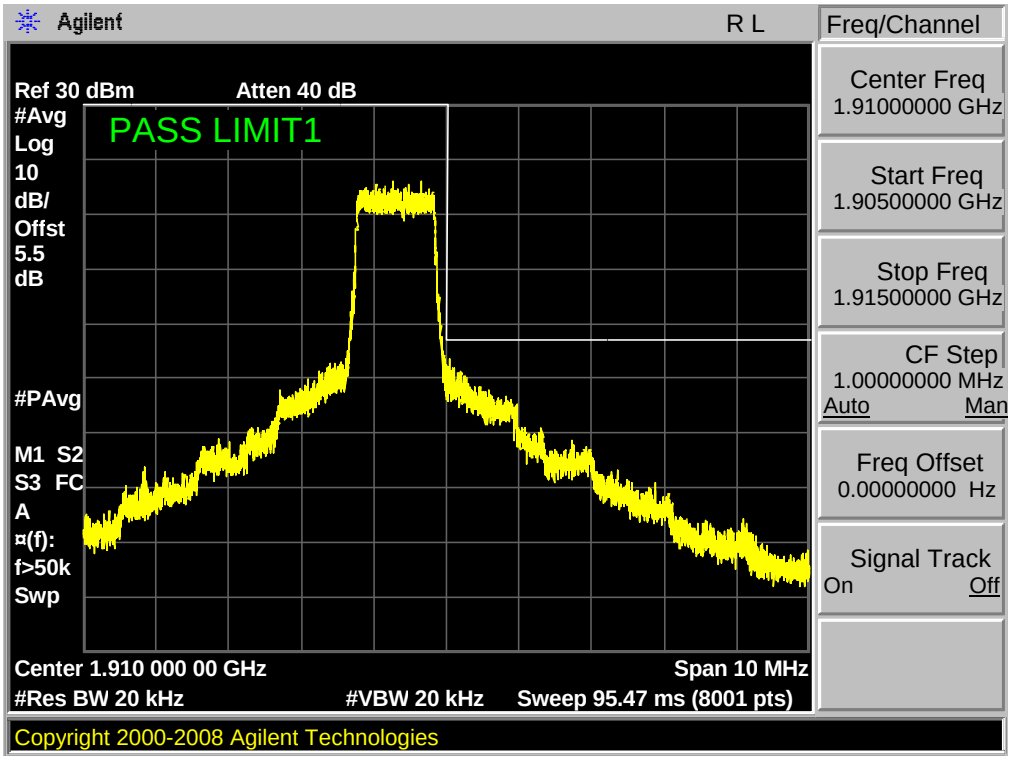

Band 2,UL Channel 18615,UL Frequency 1851.5,BW 3.0,NO. RB 15,RB POS. Low,QPSK

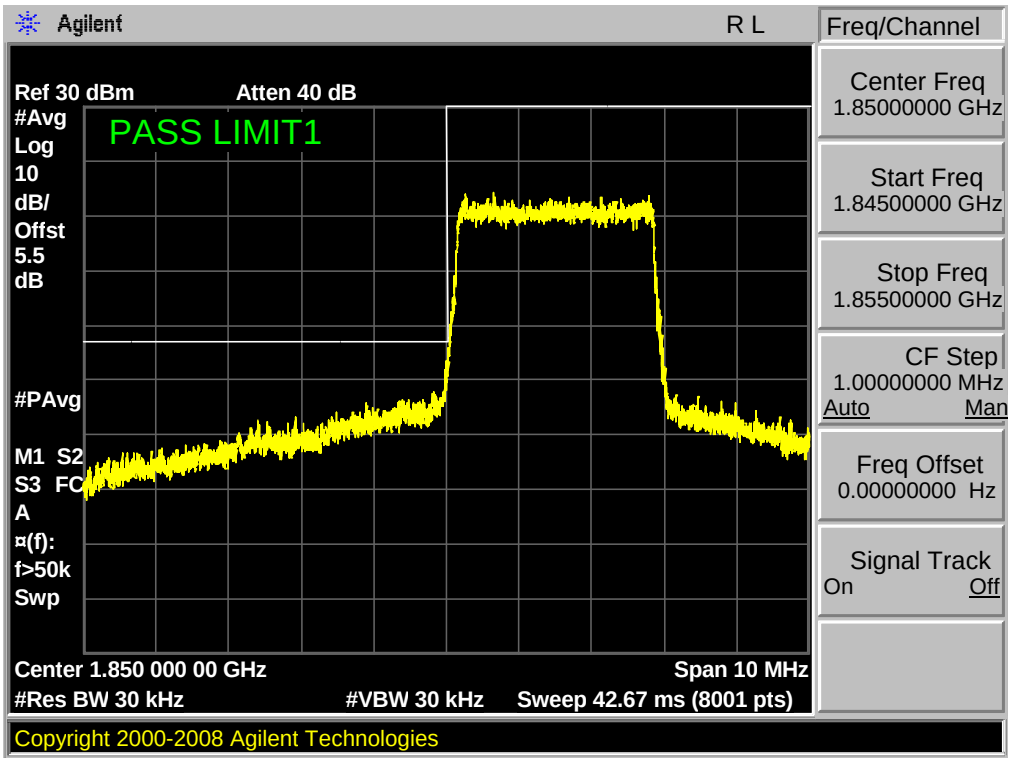

Band 2,UL Channel 18615,UL Frequency 1851.5,BW 3.0,NO. RB 15,RB POS. Low,QPSK

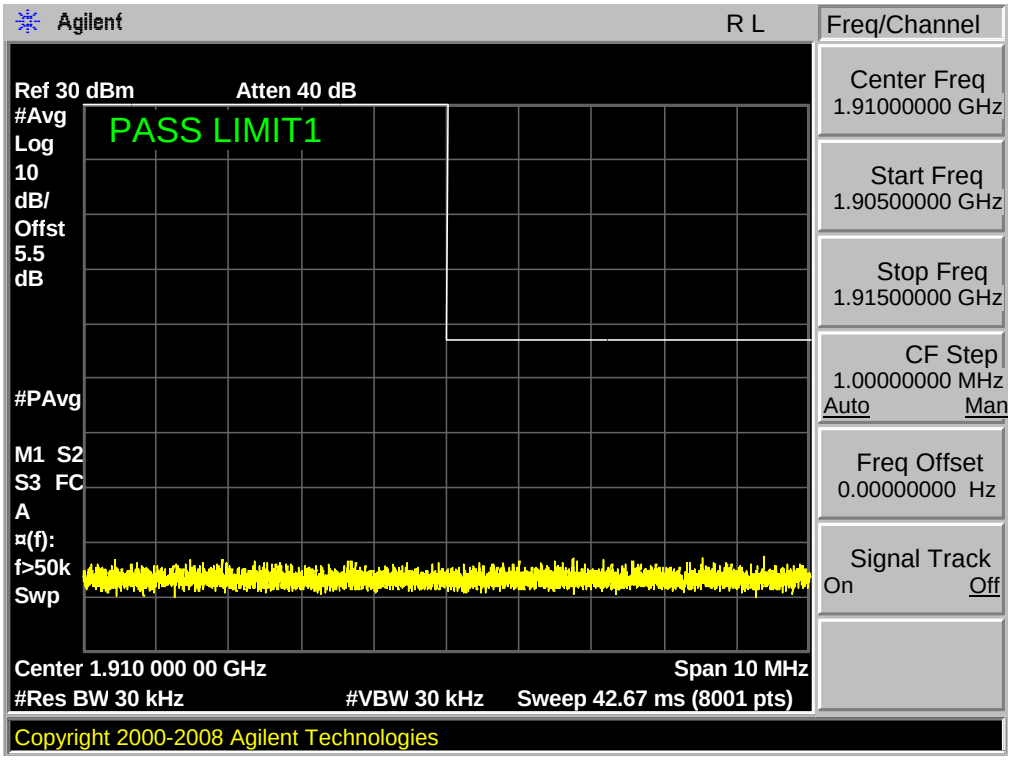

Band 2,UL Channel 18615,UL Frequency 1851.5,BW 3.0,NO. RB 15,RB POS. Low,16QAM

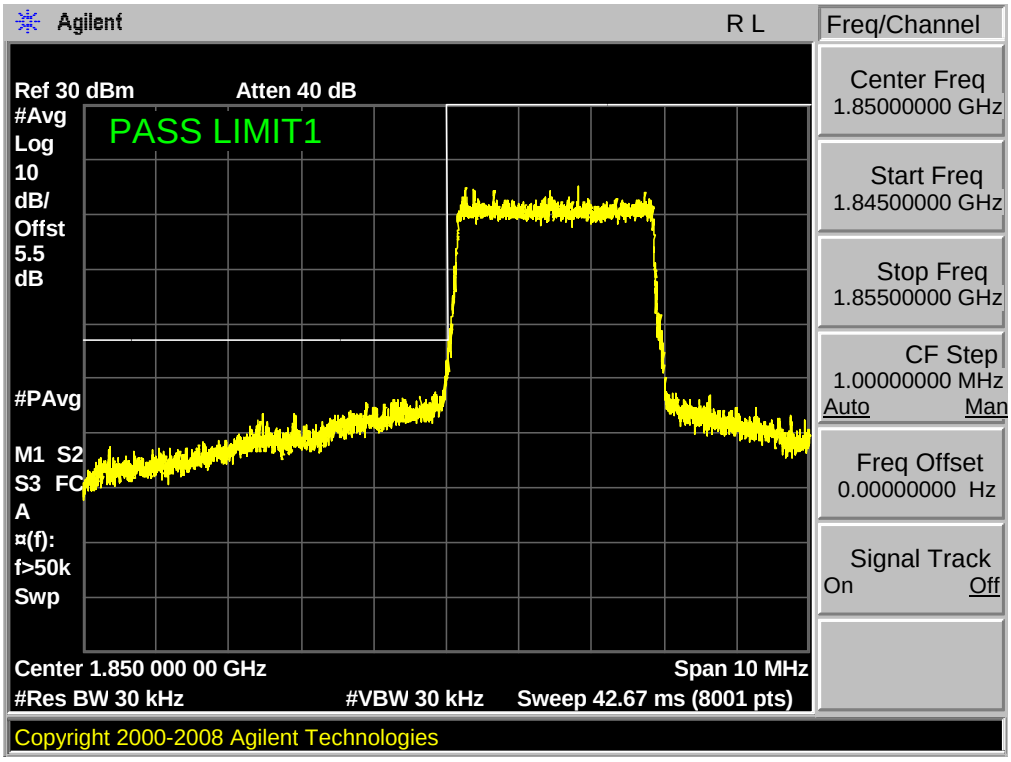

Band 2,UL Channel 18615,UL Frequency 1851.5,BW 3.0,NO. RB 15,RB POS. Low,16QAM

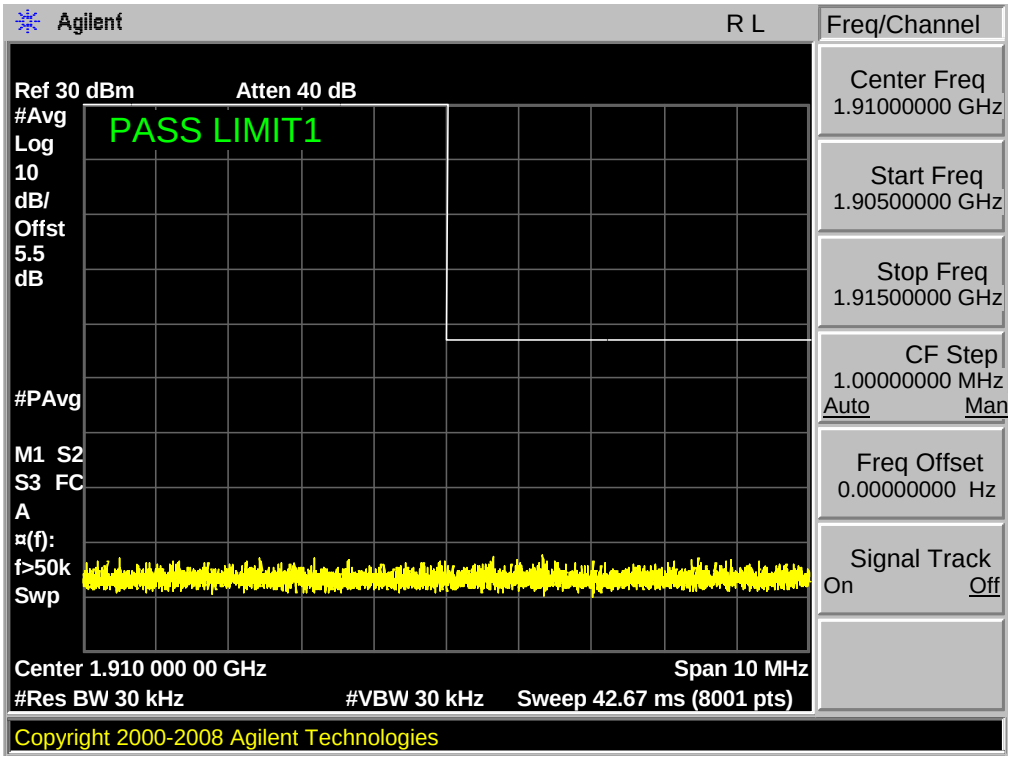

Band 2,UL Channel 19185,UL Frequency 1908.5,BW 3.0,NO. RB 15,RB POS. Low,QPSK

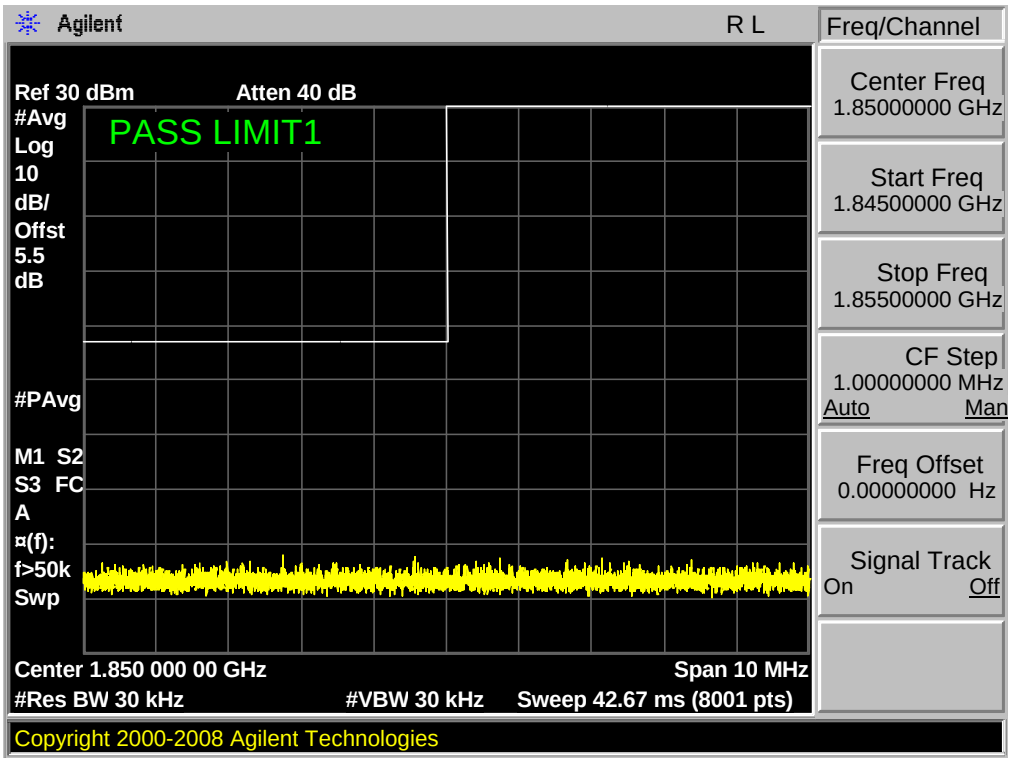

Band 2,UL Channel 19185,UL Frequency 1908.5,BW 3.0,NO. RB 15,RB POS. Low,QPSK

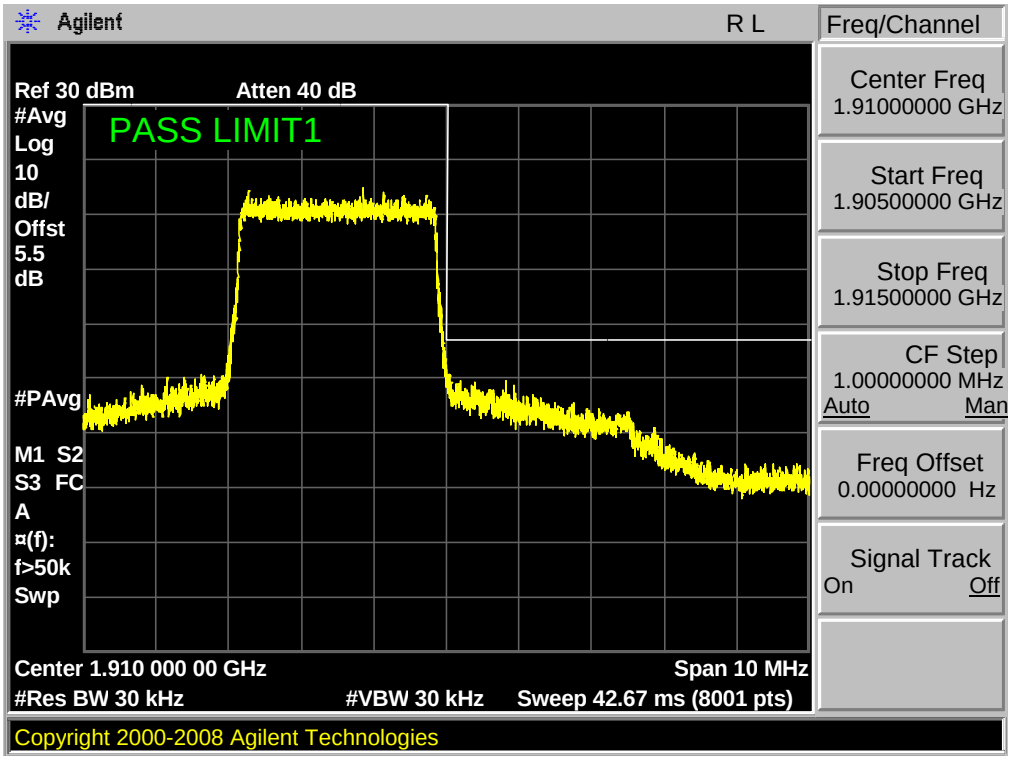

Band 2,UL Channel 19185,UL Frequency 1908.5,BW 3.0,NO. RB 15,RB POS. Low,16QAM

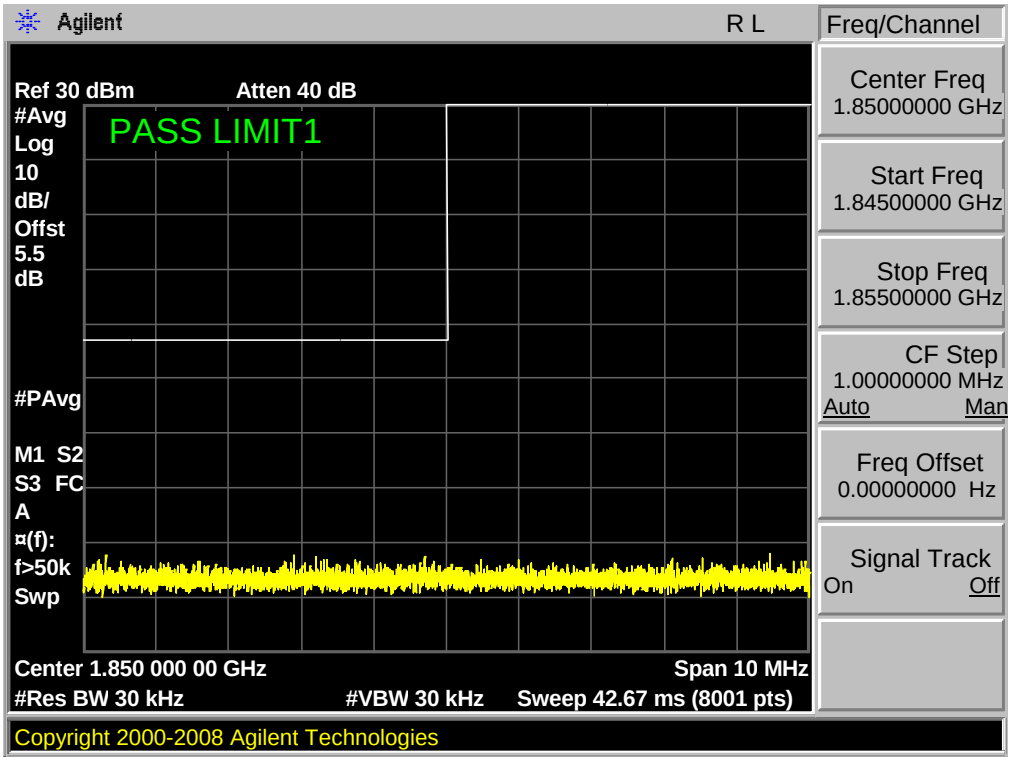

Band 2,UL Channel 19185,UL Frequency 1908.5,BW 3.0,NO. RB 15,RB POS. Low,16QAM

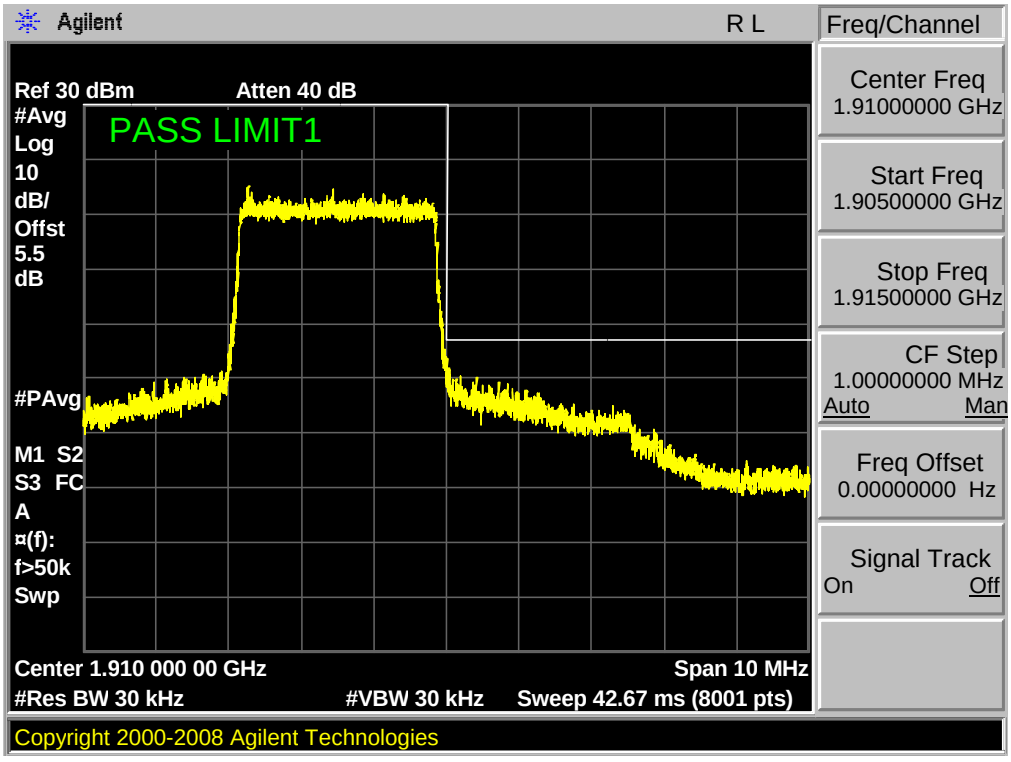

Band 2,UL Channel 18625,UL Frequency 1852.5,BW 5.0,NO. RB 25,RB POS. Low,QPSK

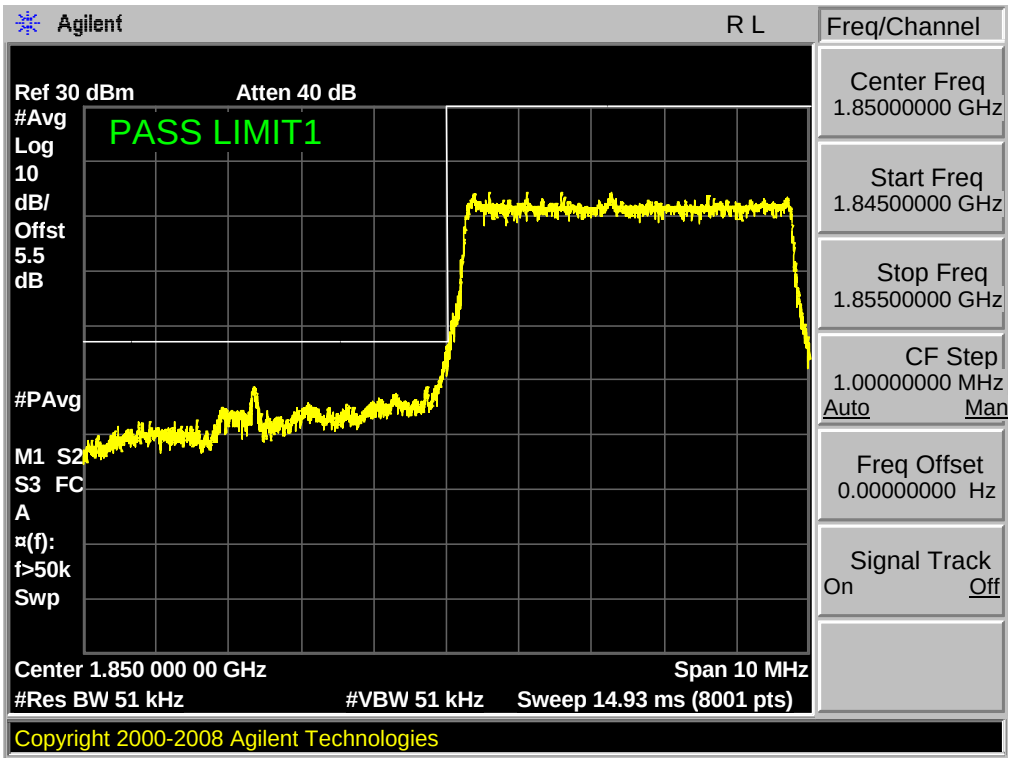

Band 2,UL Channel 18625,UL Frequency 1852.5,BW 5.0,NO. RB 25,RB POS. Low,QPSK

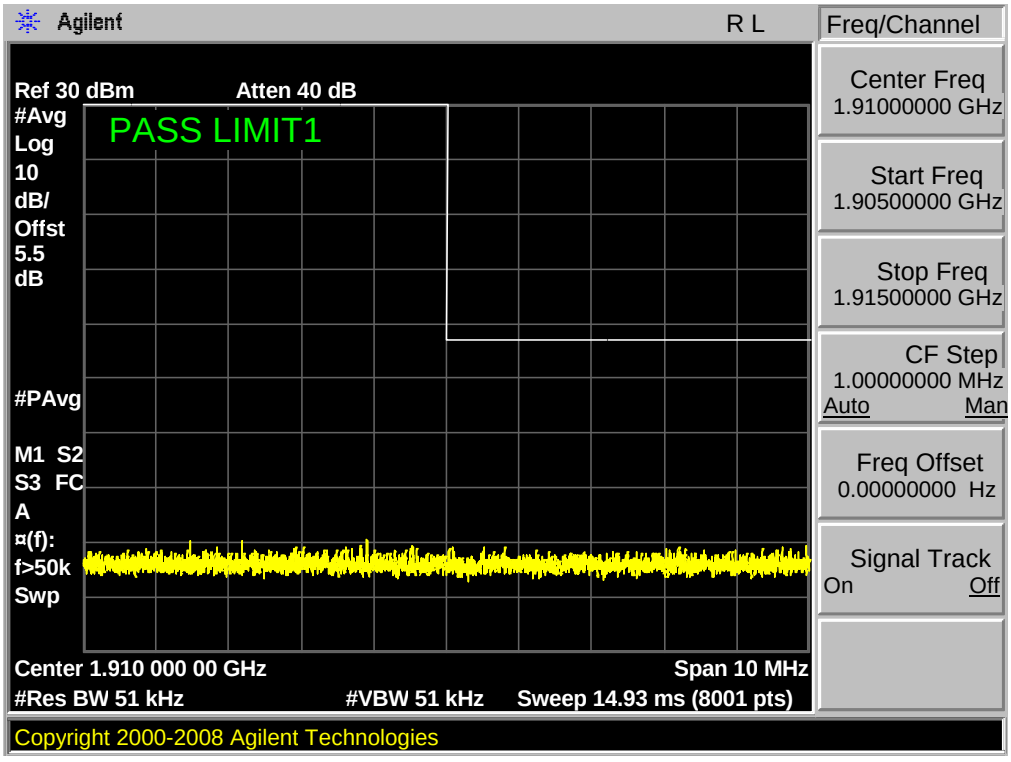

Band 2,UL Channel 18625,UL Frequency 1852.5,BW 5.0,NO. RB 25,RB POS. Low,16QAM

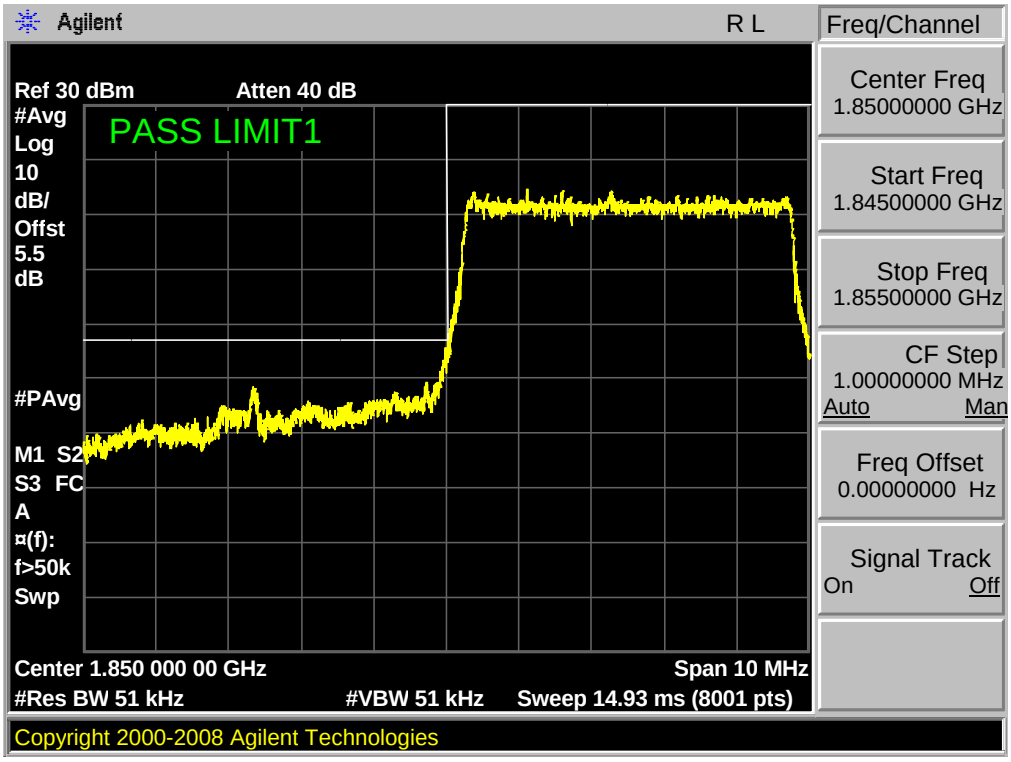

Band 2,UL Channel 18625,UL Frequency 1852.5,BW 5.0,NO. RB 25,RB POS. Low,16QAM

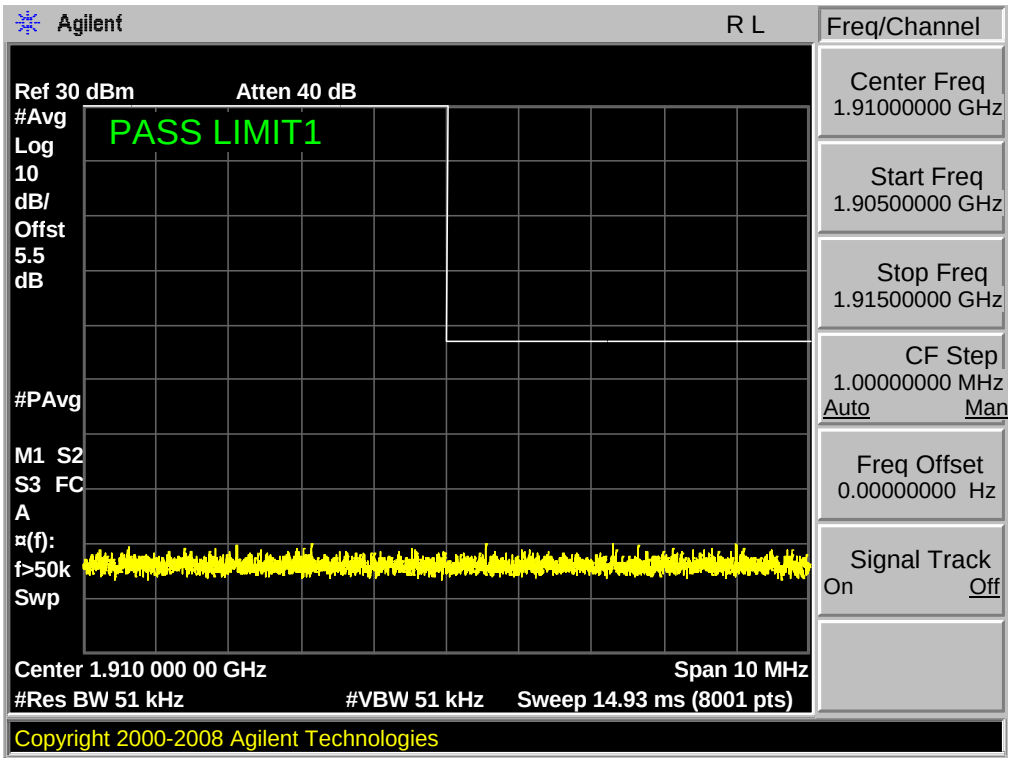

Band 2,UL Channel 19175,UL Frequency 1907.5,BW 5.0,NO. RB 25,RB POS. Low,QPSK

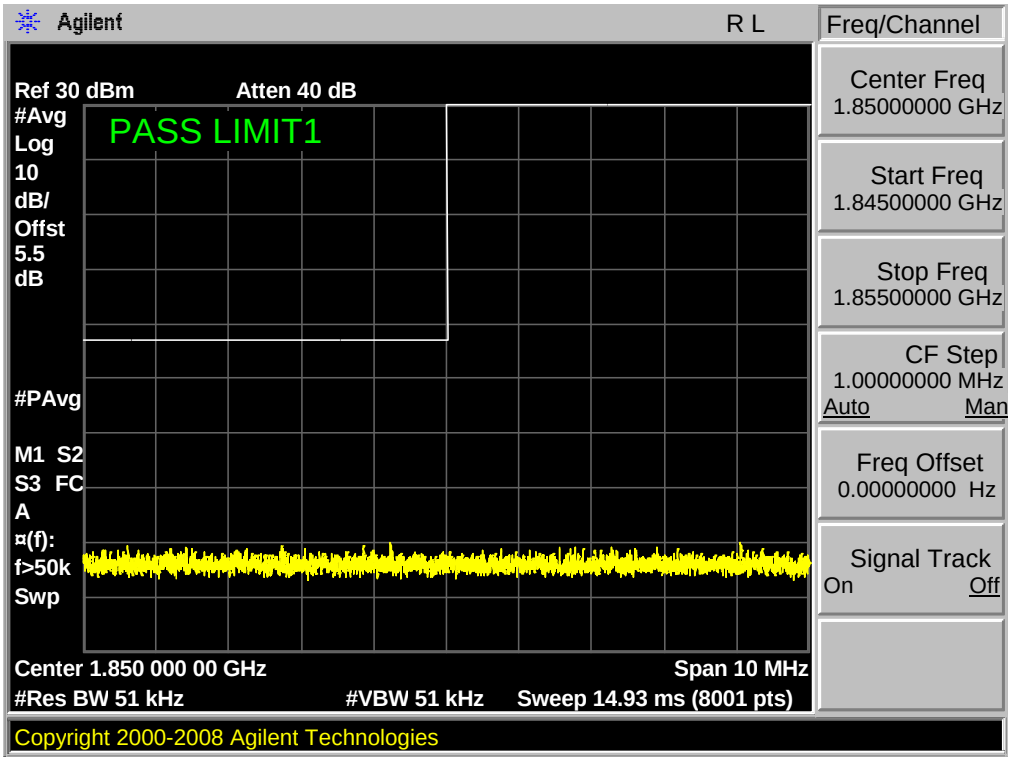

Band 2,UL Channel 19175,UL Frequency 1907.5,BW 5.0,NO. RB 25,RB POS. Low,QPSK

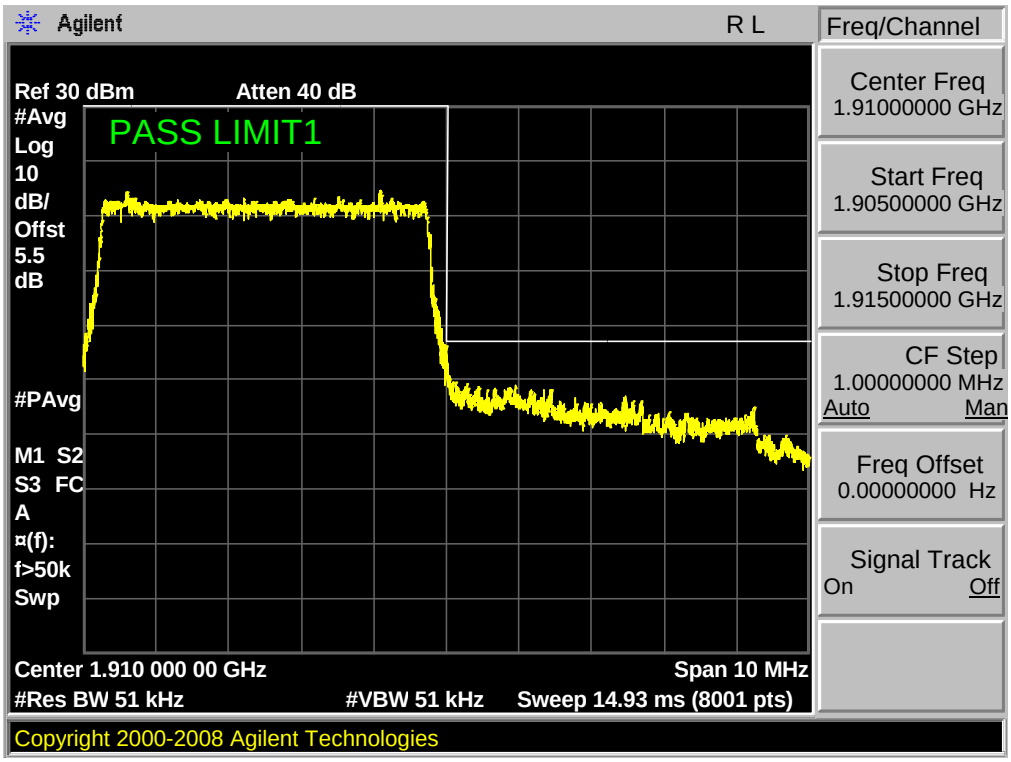

Band 2,UL Channel 19175,UL Frequency 1907.5,BW 5.0,NO. RB 25,RB POS. Low,16QAM

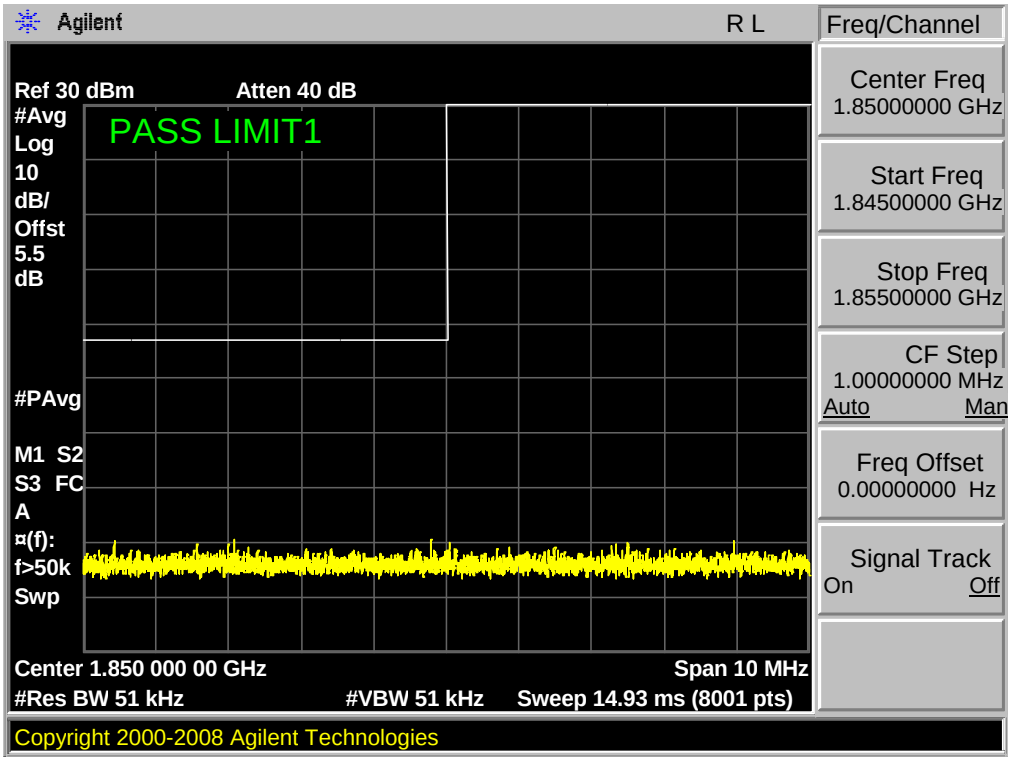

Band 2,UL Channel 19175,UL Frequency 1907.5,BW 5.0,NO. RB 25,RB POS. Low,16QAM

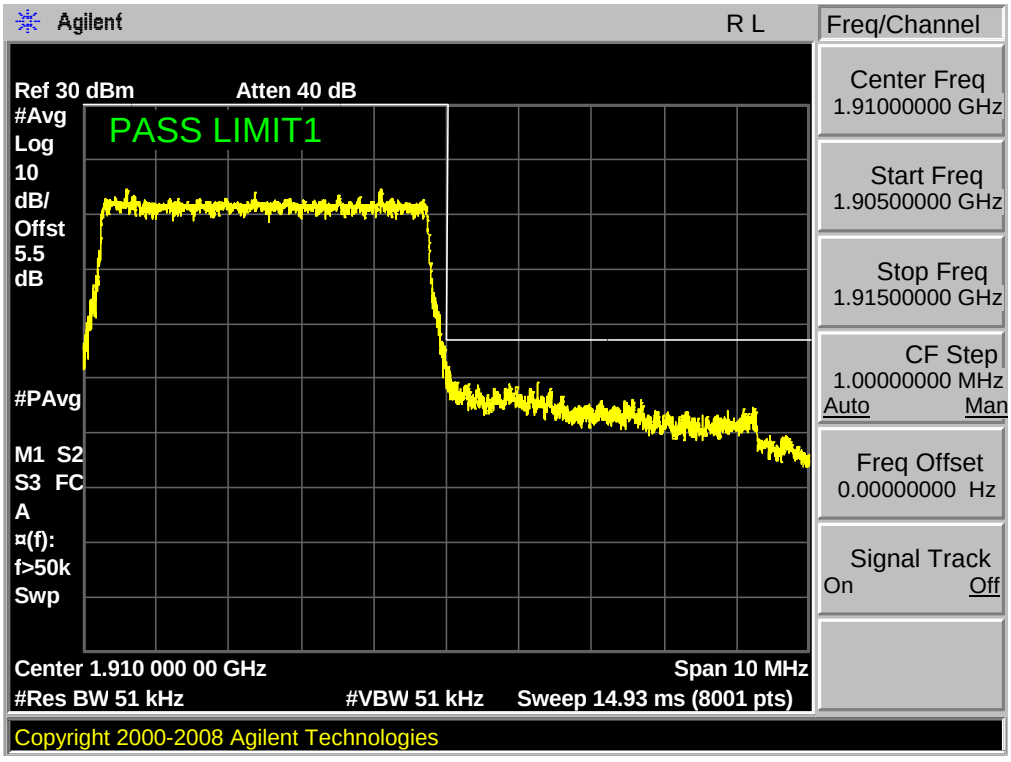

Band 2,UL Channel 18650,UL Frequency 1855.0,BW 10.0,NO. RB 50,RB POS. Low,QPSK

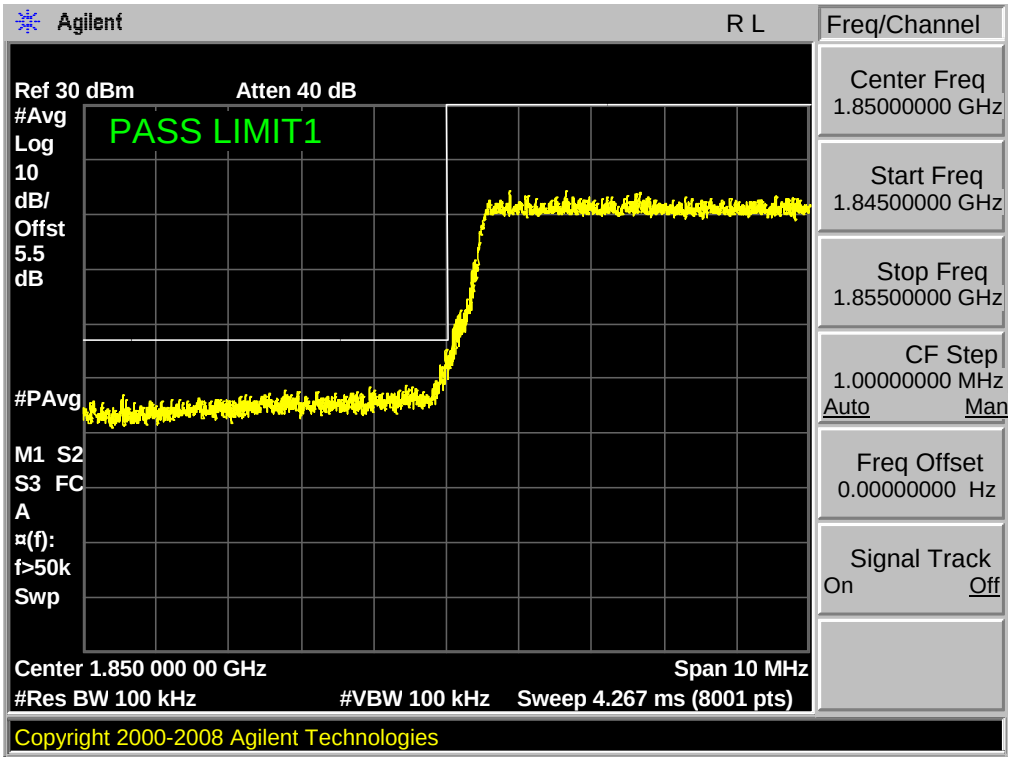

Band 2,UL Channel 18650,UL Frequency 1855.0,BW 10.0,NO. RB 50,RB POS. Low,QPSK

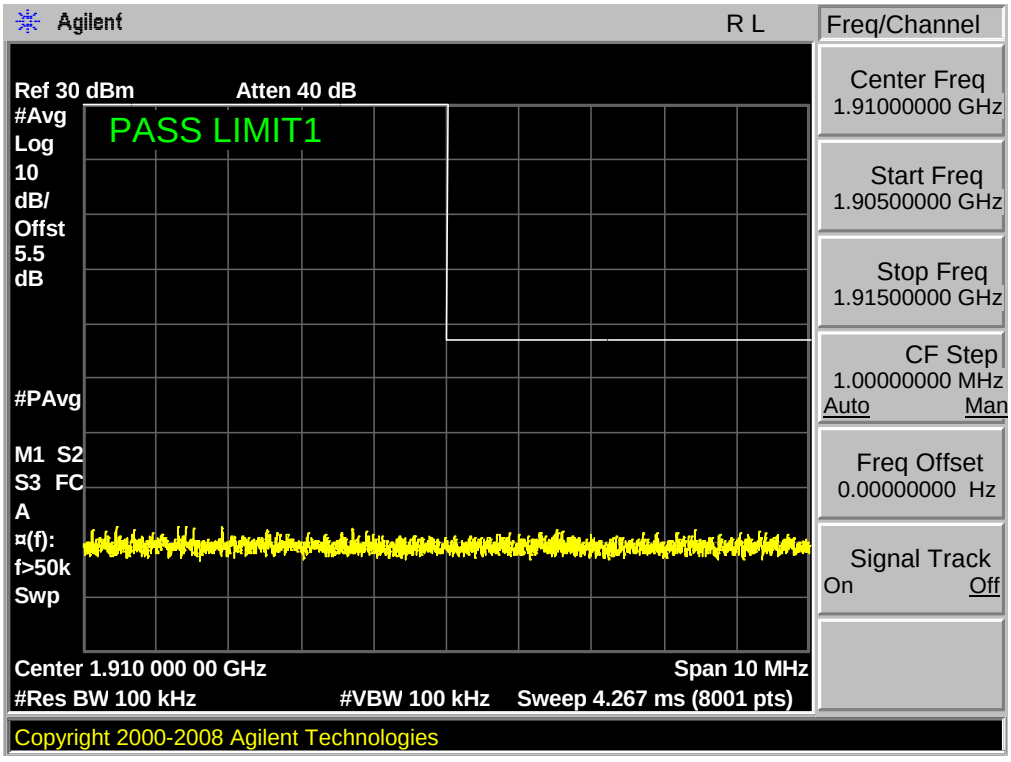

Band 2,UL Channel 18650,UL Frequency 1855.0,BW 10.0,NO. RB 50,RB POS. Low,16QAM

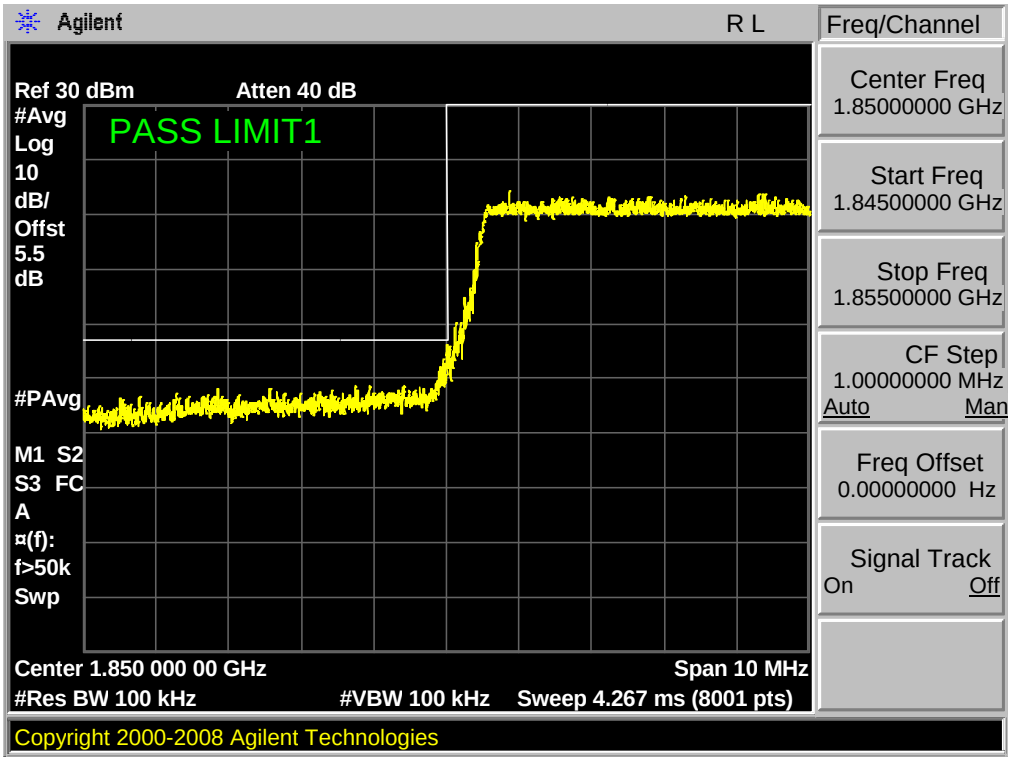

Band 2,UL Channel 18650,UL Frequency 1855.0,BW 10.0,NO. RB 50,RB POS. Low,16QAM

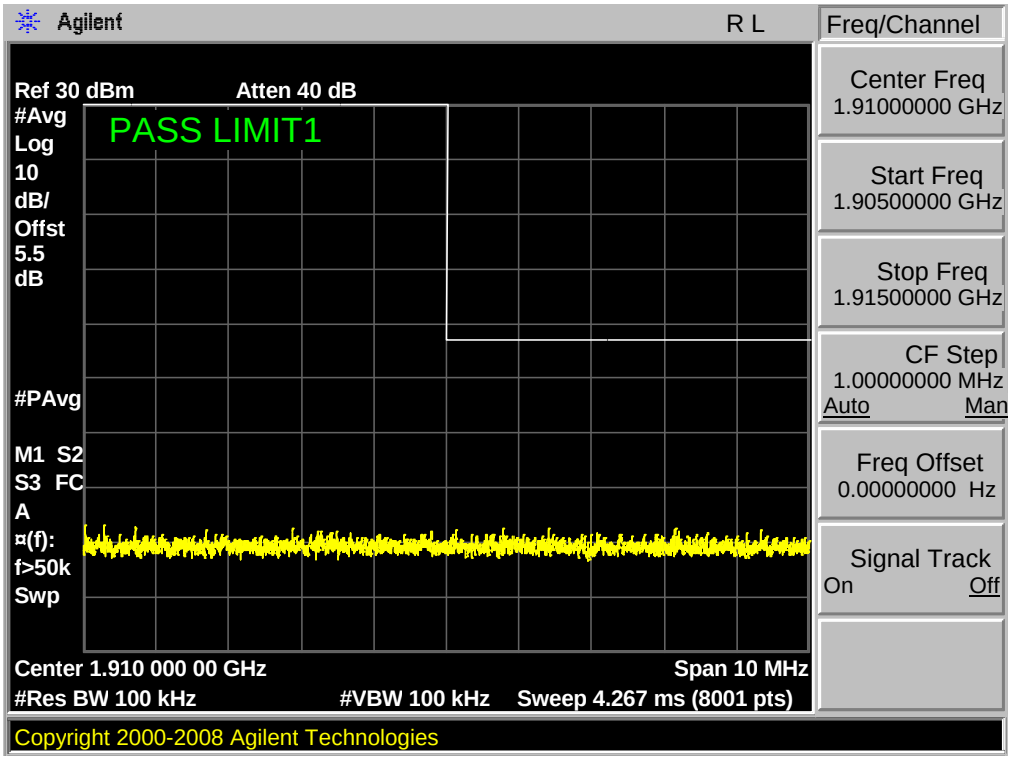

Band 2,UL Channel 19150,UL Frequency 1905.0,BW 10.0,NO. RB 50,RB POS. Low,QPSK

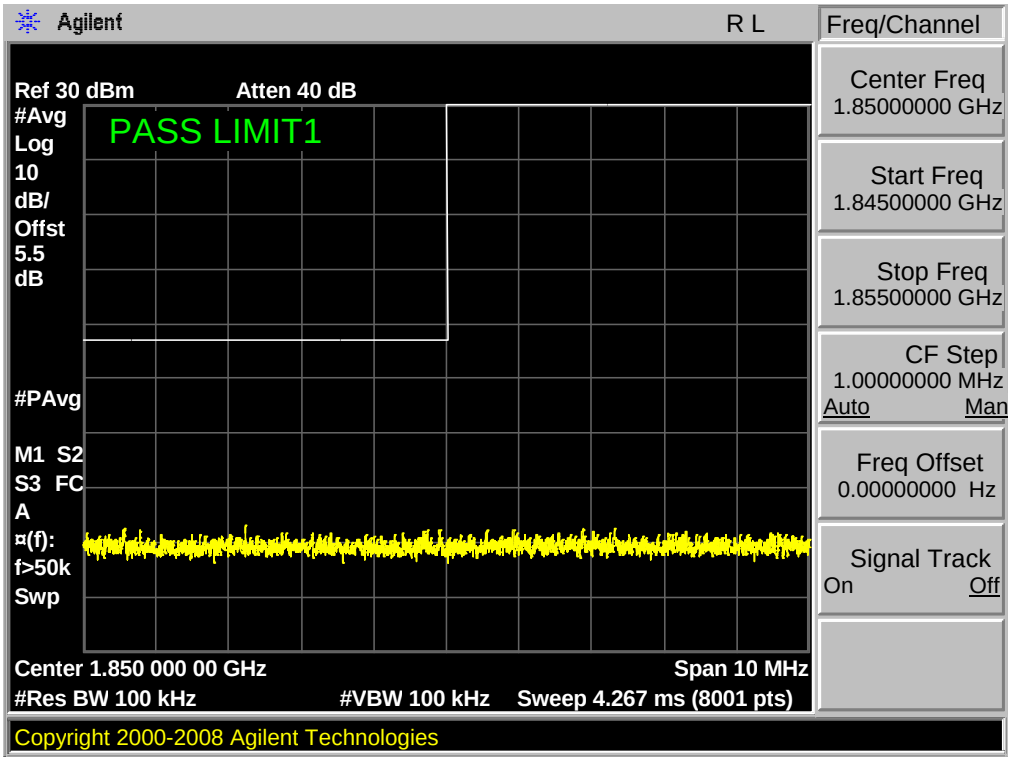

Band 2,UL Channel 19150,UL Frequency 1905.0,BW 10.0,NO. RB 50,RB POS. Low,QPSK

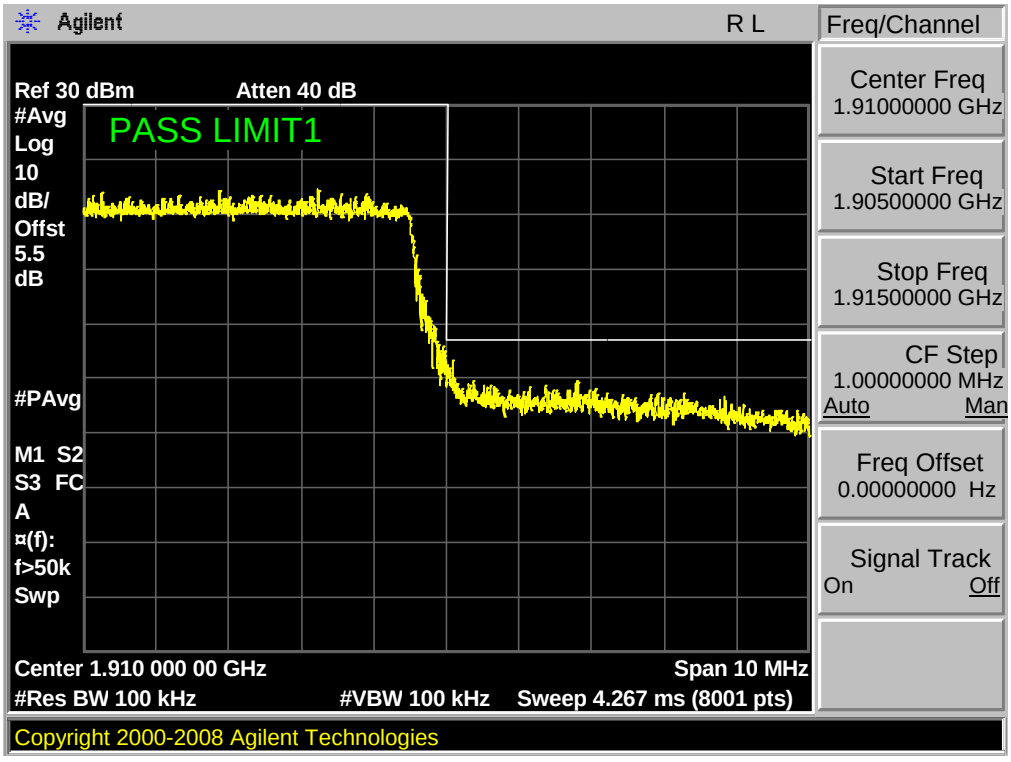

Band 2,UL Channel 19150,UL Frequency 1905.0,BW 10.0,NO. RB 50,RB POS. Low,16QAM

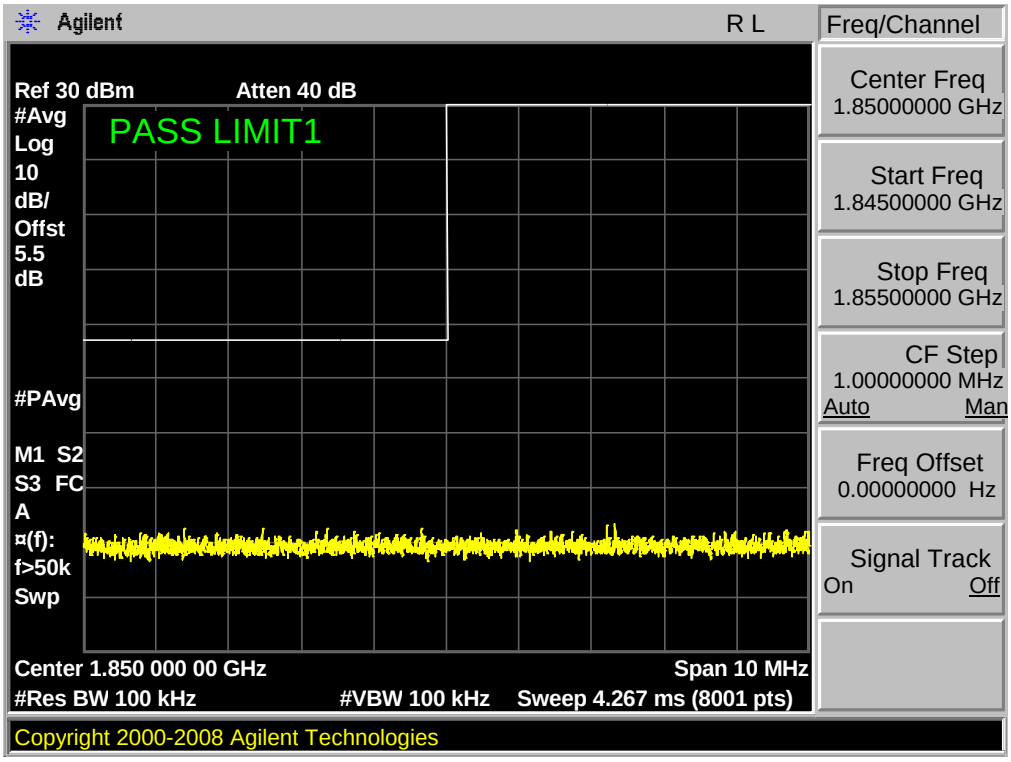

Band 2,UL Channel 19150,UL Frequency 1905.0,BW 10.0,NO. RB 50,RB POS. Low,16QAM

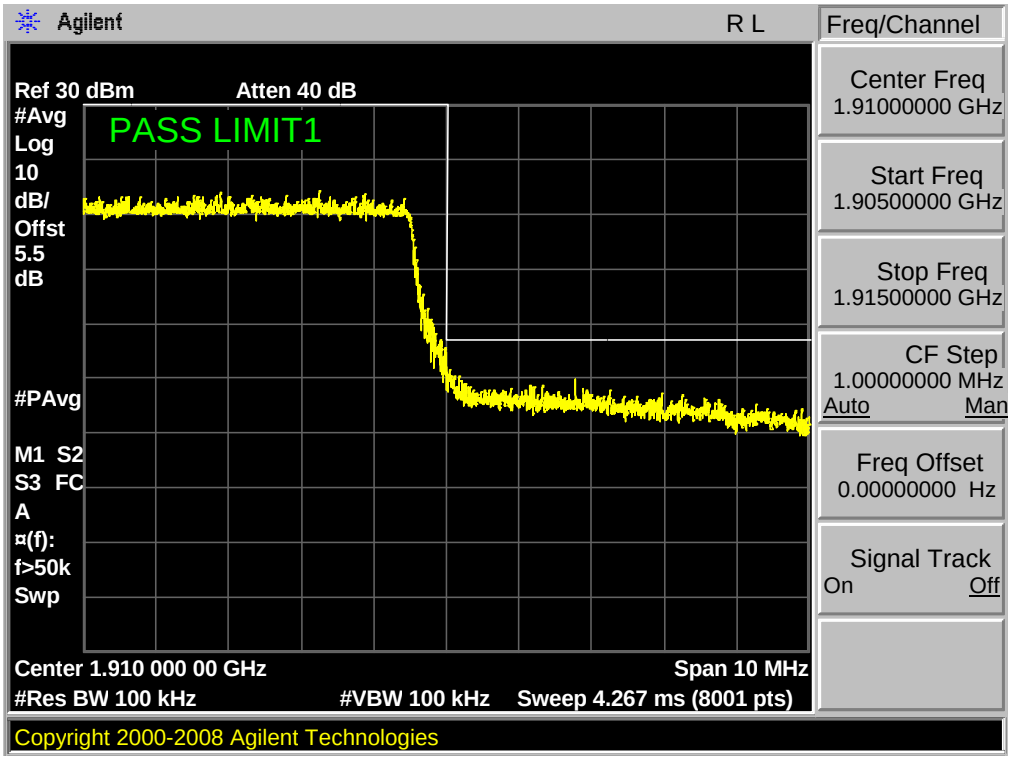

Band 2,UL Channel 18675,UL Frequency 1857.5,BW 15.0,NO. RB 75,RB POS. Low,QPSK

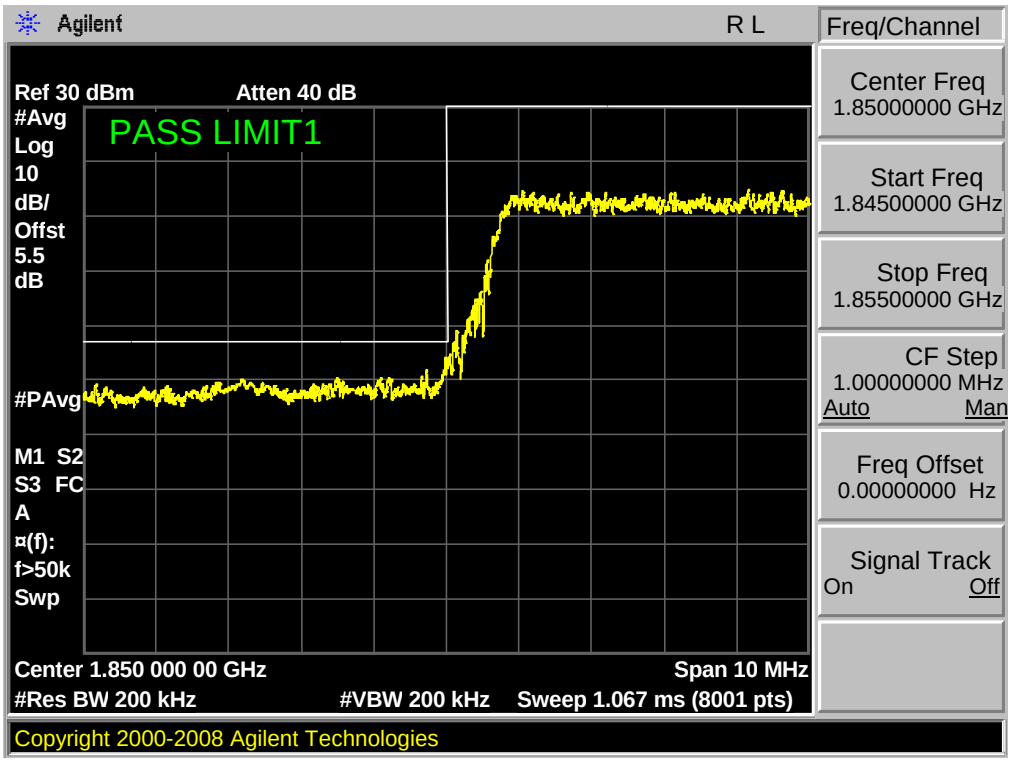

Band 2,UL Channel 18675,UL Frequency 1857.5,BW 15.0,NO. RB 75,RB POS. Low,QPSK

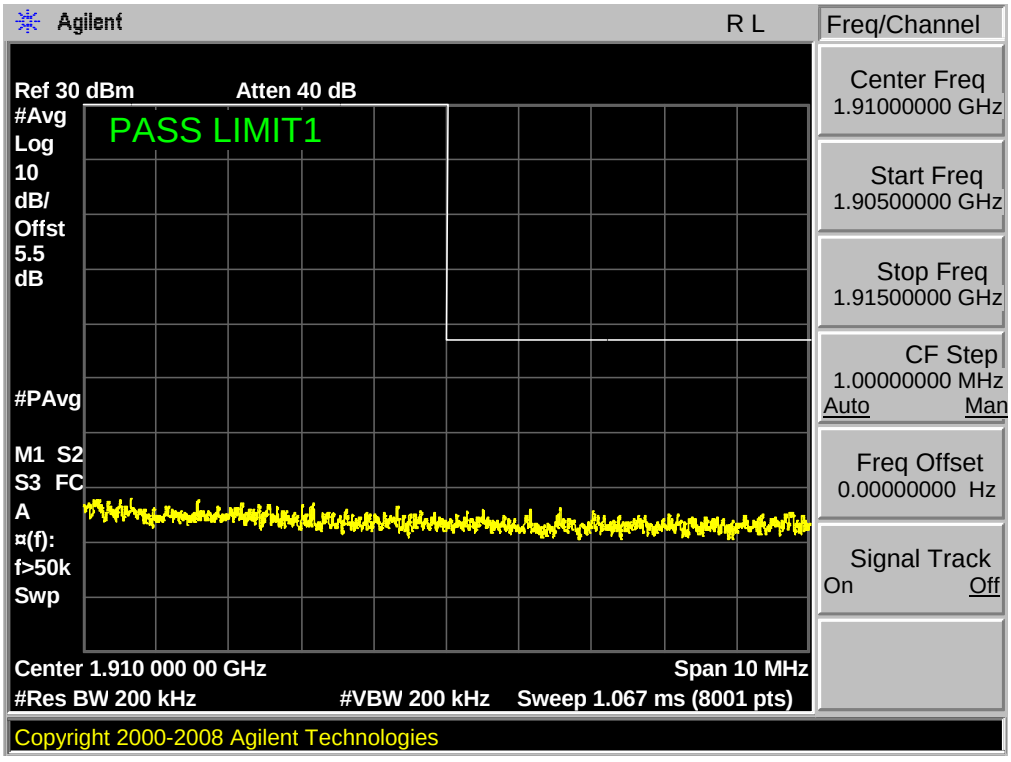

Band 2,UL Channel 18675,UL Frequency 1857.5,BW 15.0,NO. RB 75,RB POS. Low,16QAM

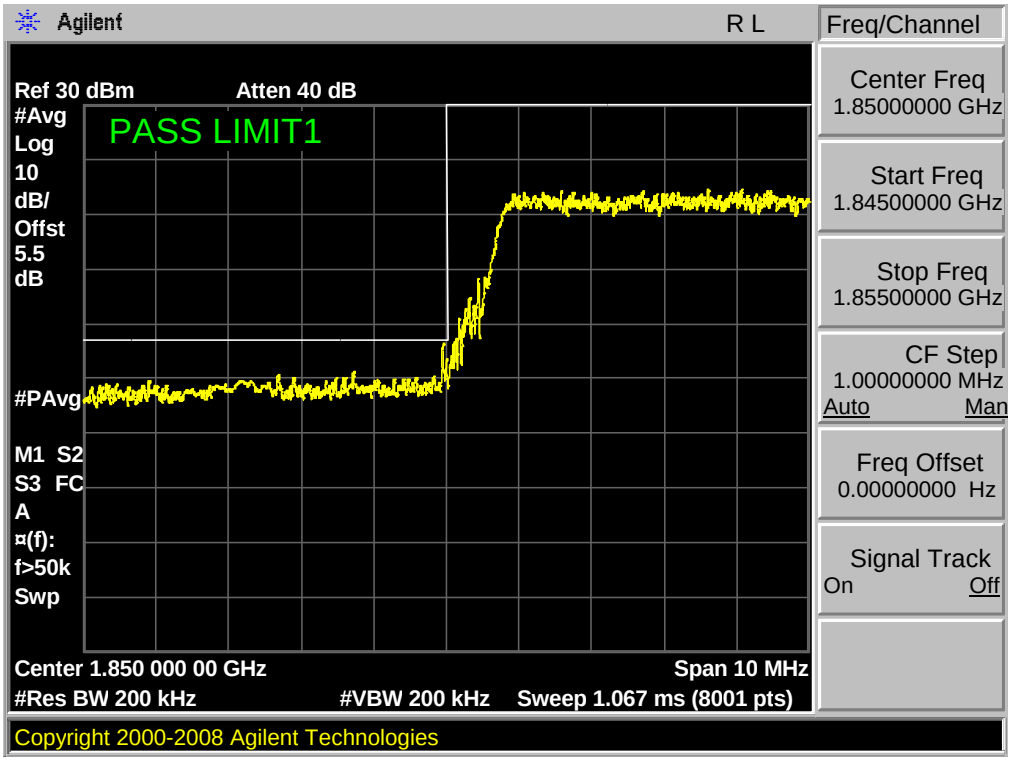

Band 2,UL Channel 18675,UL Frequency 1857.5,BW 15.0,NO. RB 75,RB POS. Low,16QAM

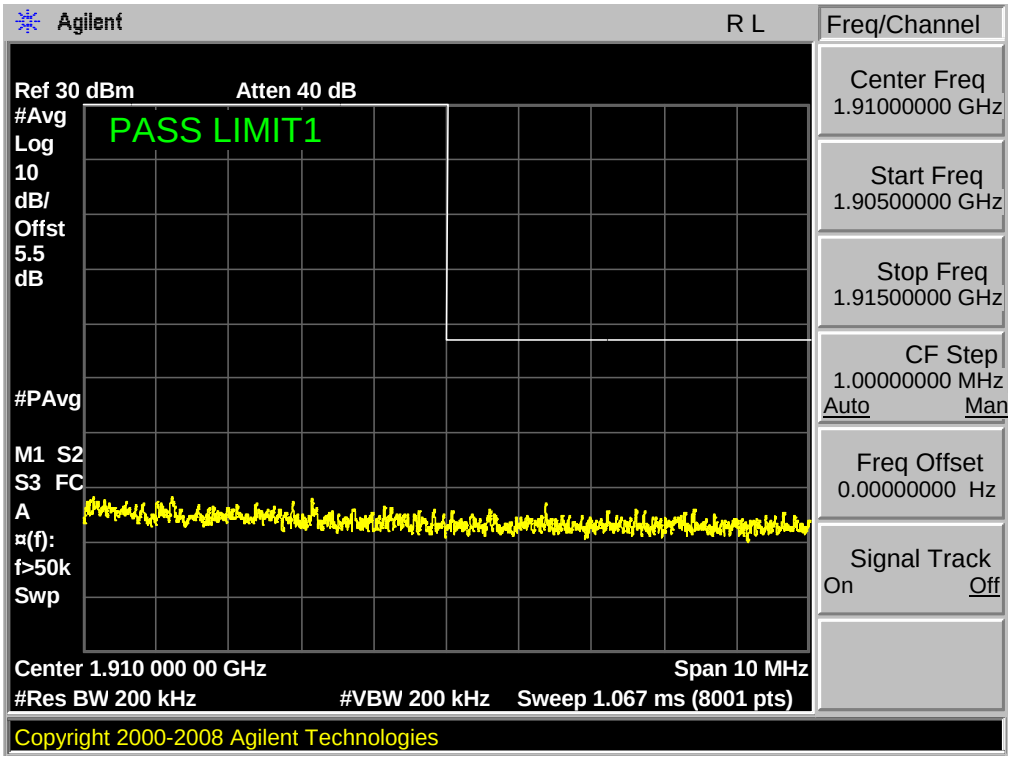

Band 2,UL Channel 19125,UL Frequency 1902.5,BW 15.0,NO. RB 75,RB POS. Low,QPSK

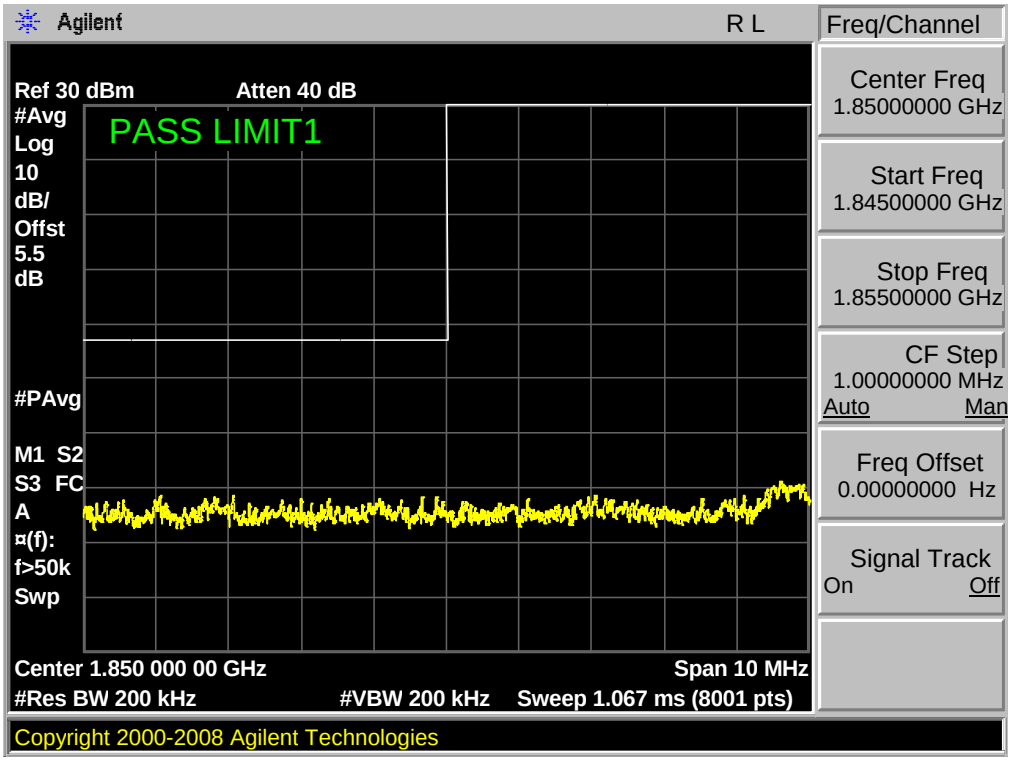

Band 2,UL Channel 19125,UL Frequency 1902.5,BW 15.0,NO. RB 75,RB POS. Low,QPSK

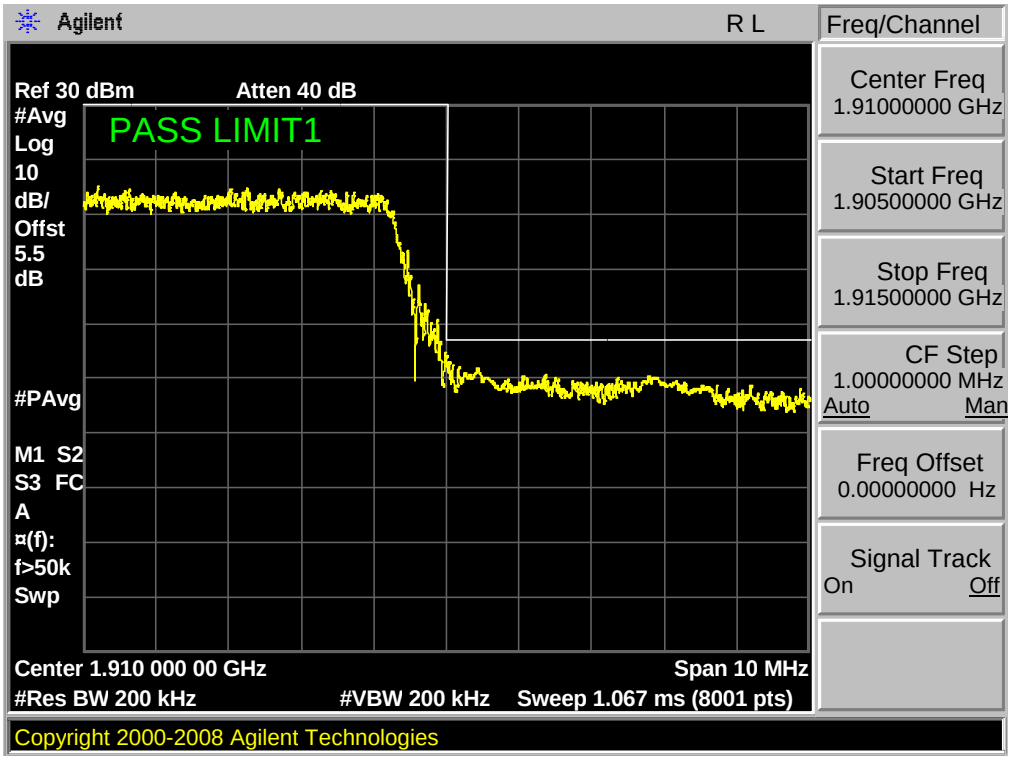

Band 2,UL Channel 19125,UL Frequency 1902.5,BW 15.0,NO. RB 75,RB POS. Low,16QAM

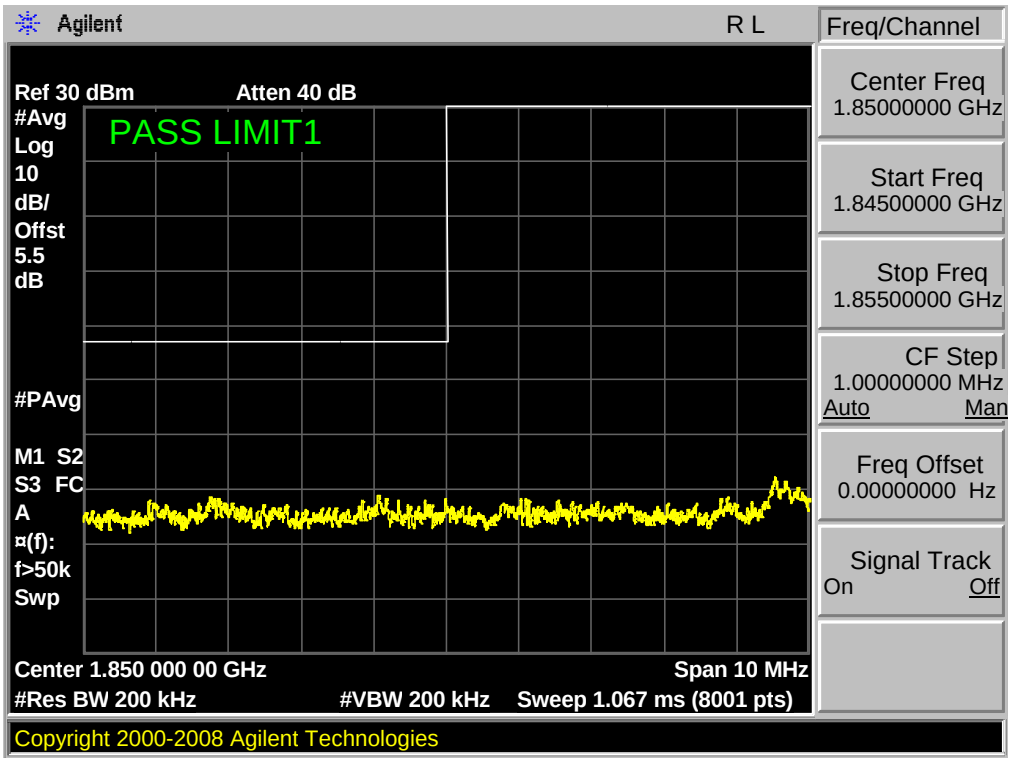

Band 2,UL Channel 19125,UL Frequency 1902.5,BW 15.0,NO. RB 75,RB POS. Low,16QAM

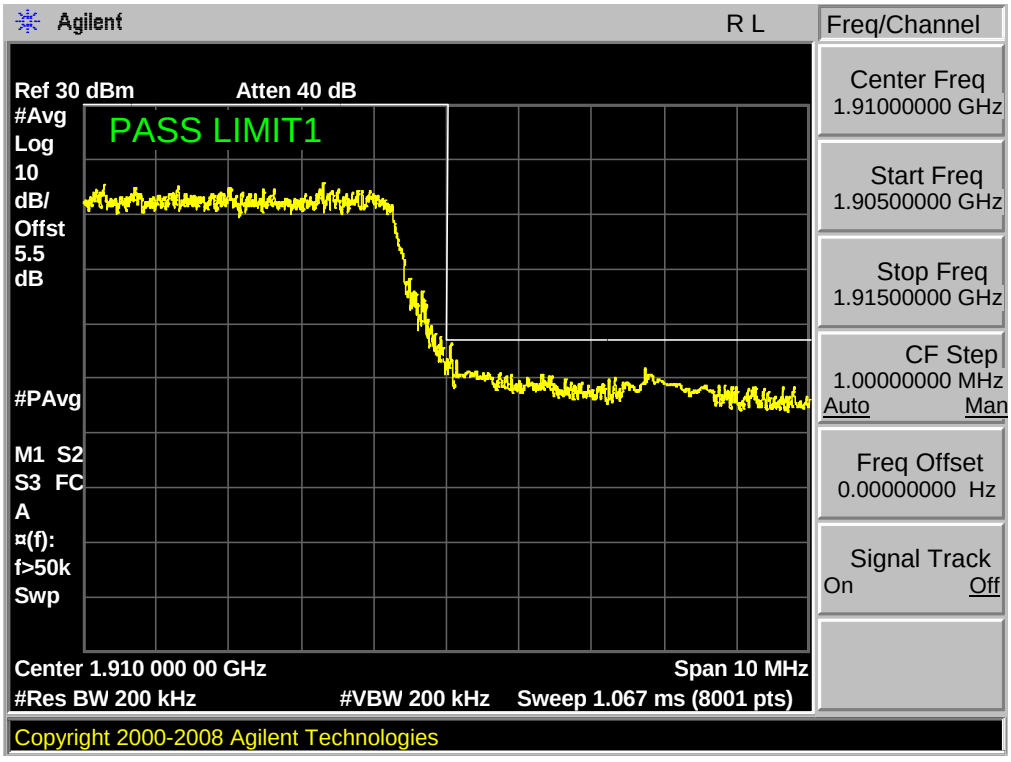

Band 2,UL Channel 18700,UL Frequency 1860.0,BW 20.0,NO. RB 100,RB POS. Low,QPSK

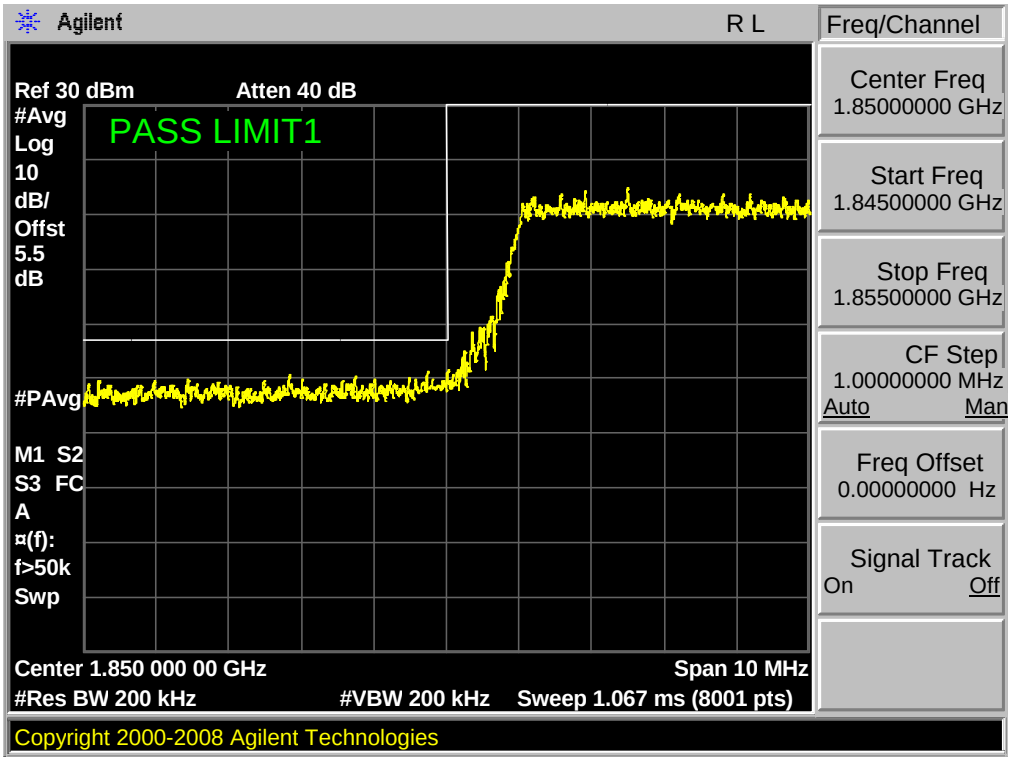

Band 2,UL Channel 18700,UL Frequency 1860.0,BW 20.0,NO. RB 100,RB POS. Low,QPSK

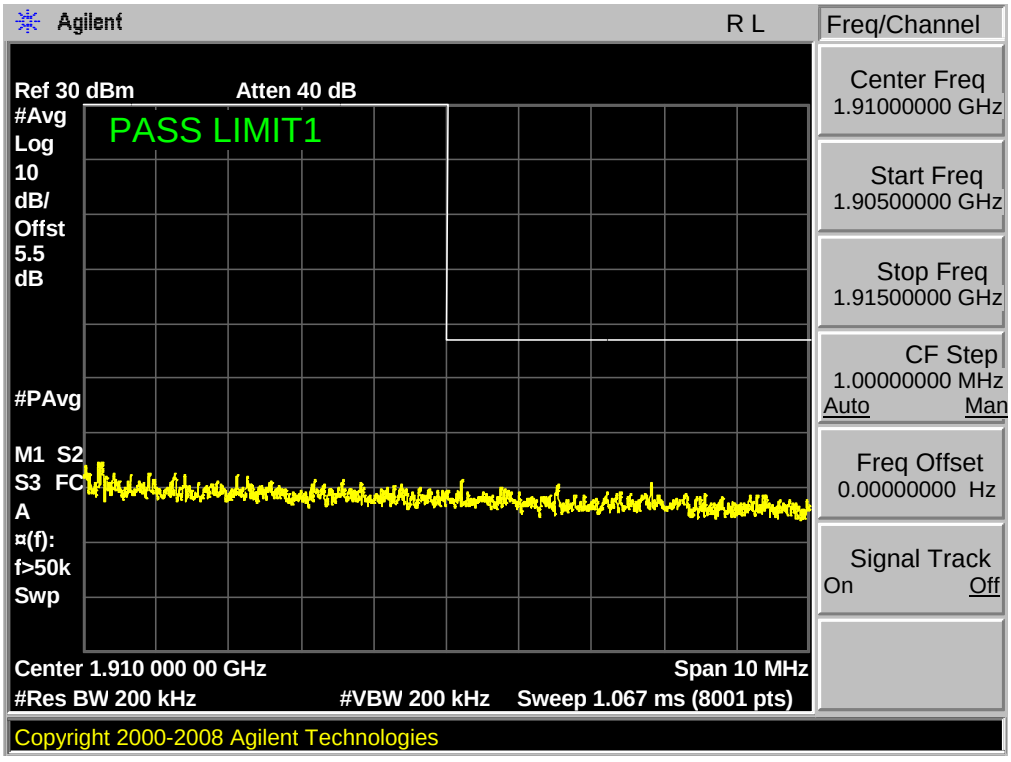

Band 2,UL Channel 18700,UL Frequency 1860.0,BW 20.0,NO. RB 100,RB POS. Low,16QAM

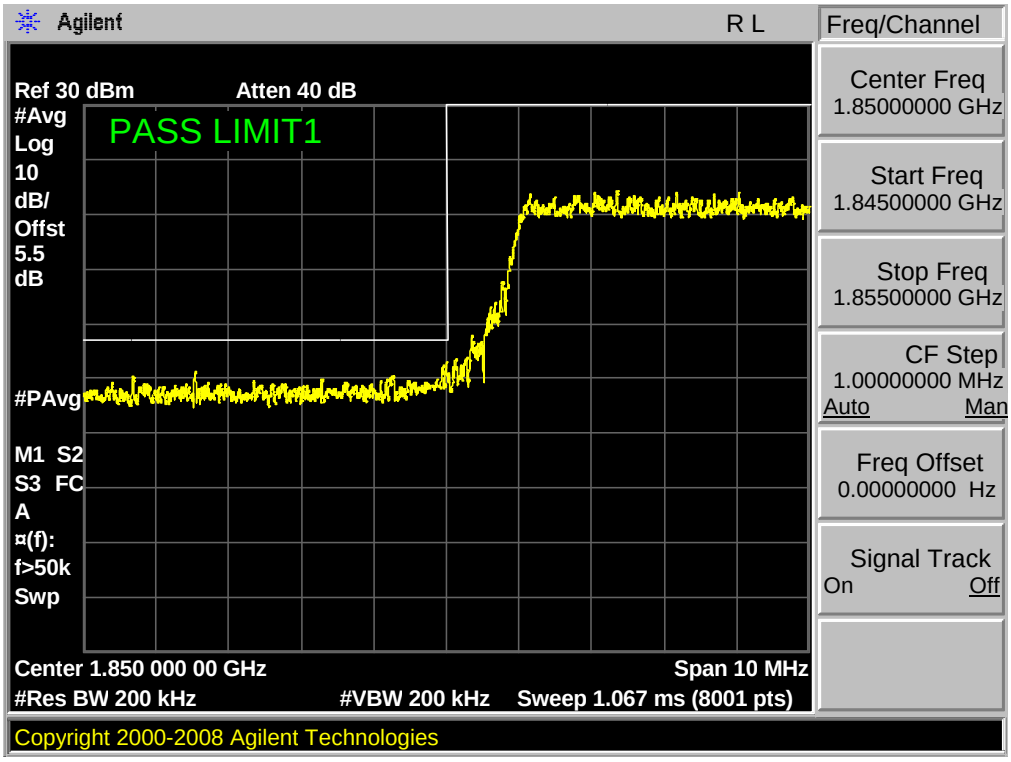

Band 2,UL Channel 18700,UL Frequency 1860.0,BW 20.0,NO. RB 100,RB POS. Low,16QAM

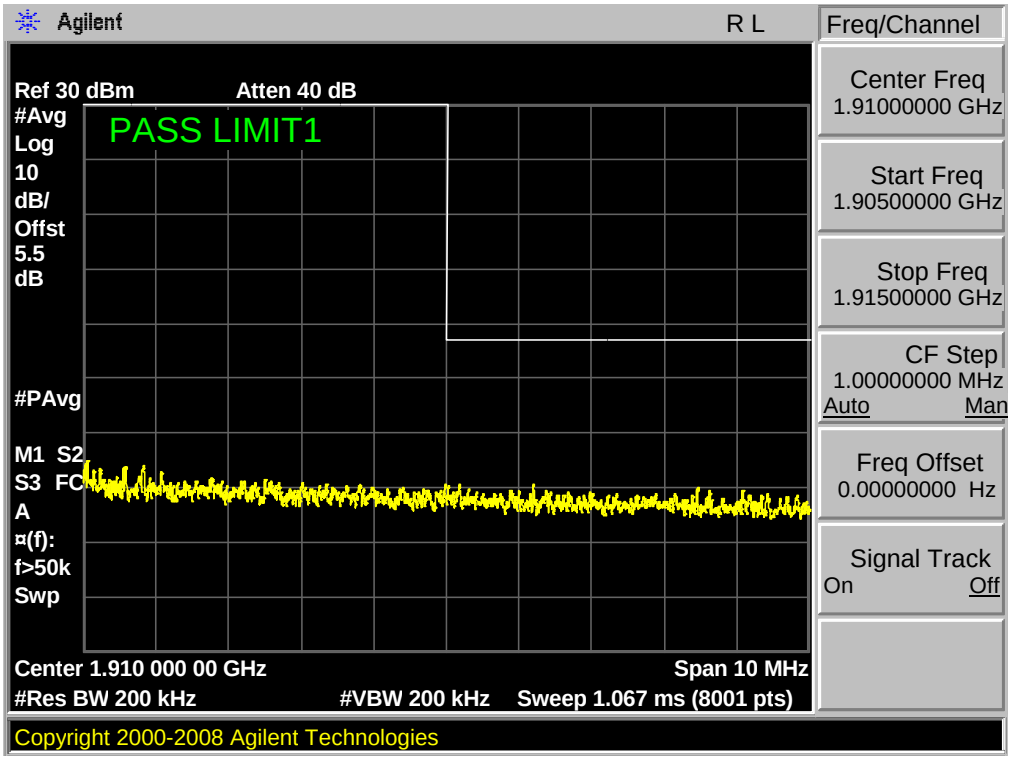

Band 2,UL Channel 19100,UL Frequency 1900.0,BW 20.0,NO. RB 100,RB POS. Low,QPSK

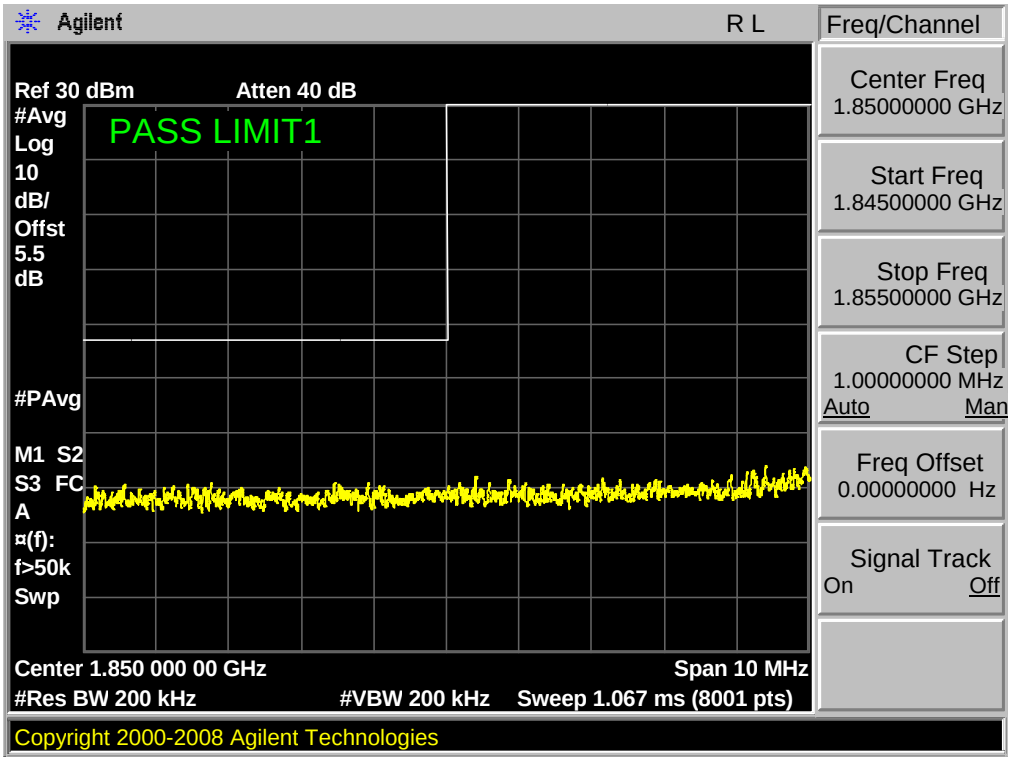

Band 2,UL Channel 19100,UL Frequency 1900.0,BW 20.0,NO. RB 100,RB POS. Low,QPSK

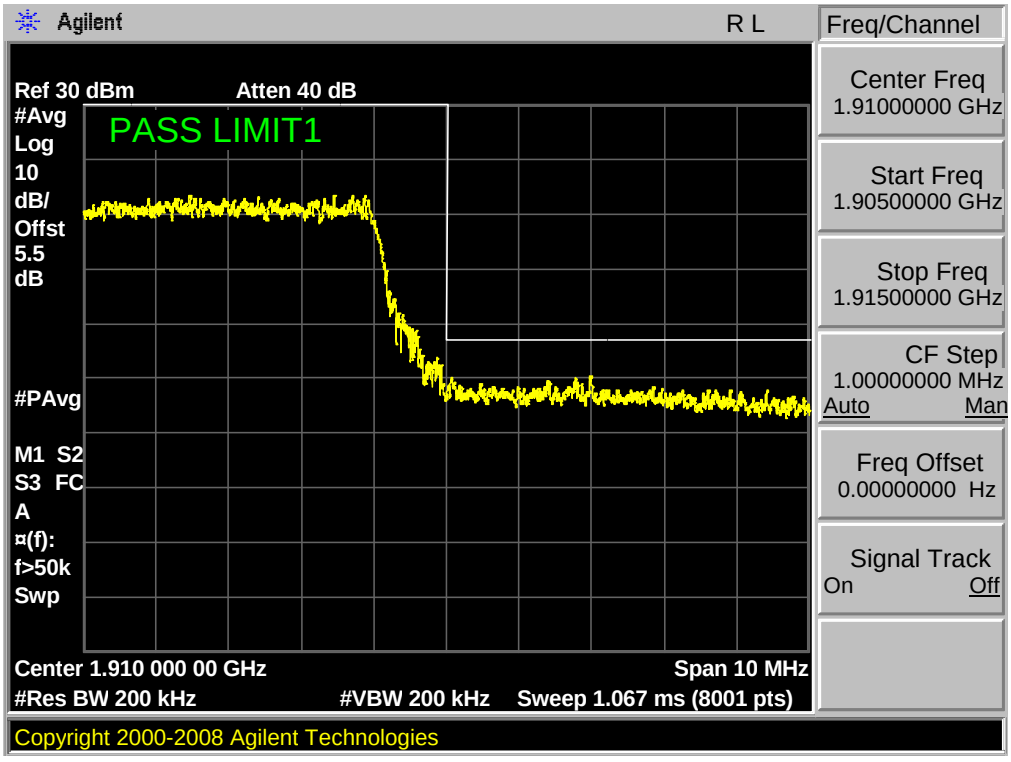

Band 2,UL Channel 19100,UL Frequency 1900.0,BW 20.0,NO. RB 100,RB POS. Low,16QAM

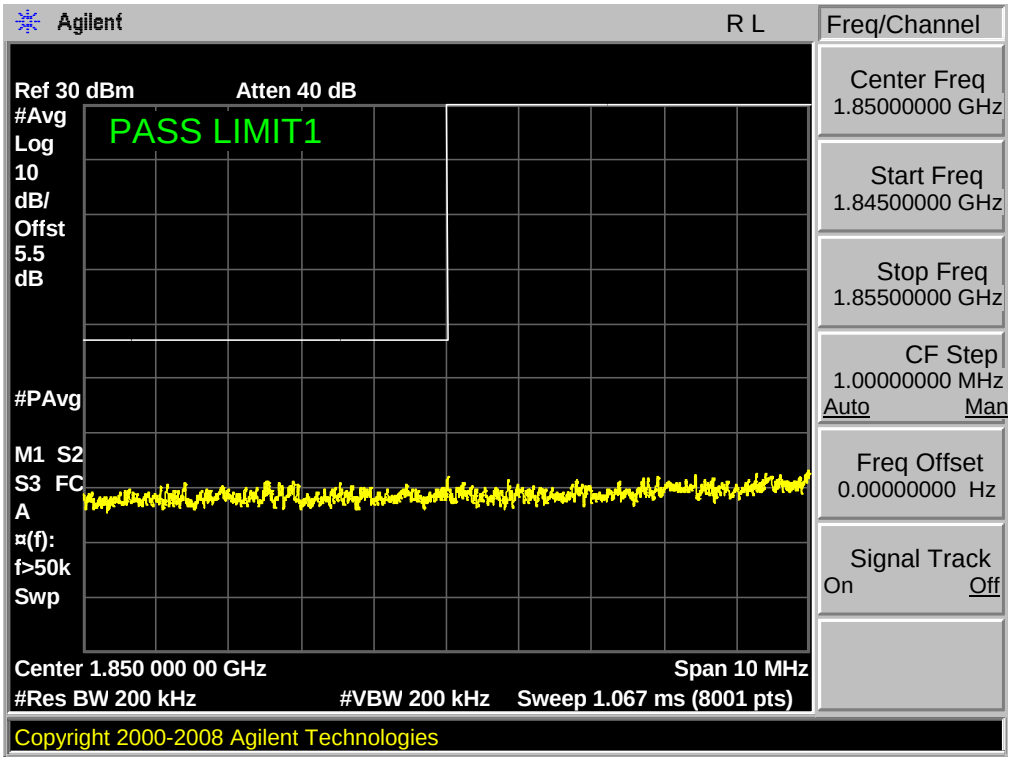

Band 2,UL Channel 19100,UL Frequency 1900.0,BW 20.0,NO. RB 100,RB POS. Low,16QAM

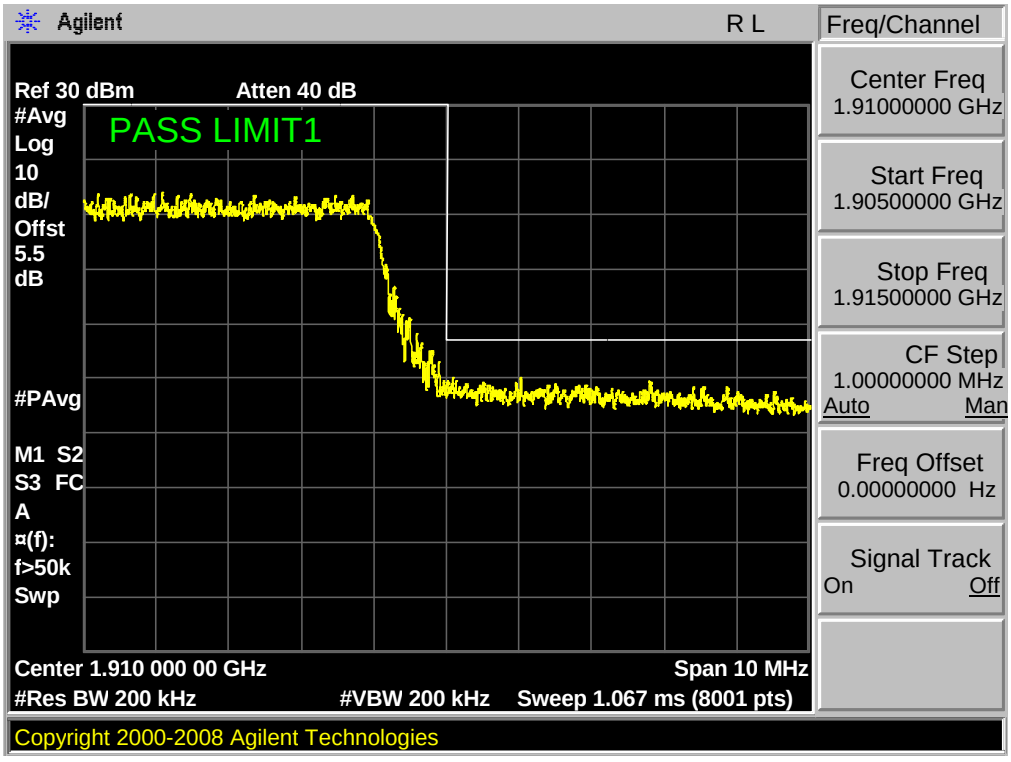

6.1.2. LTE BAND 4

Band 4,UL Channel 19957,UL Frequency 1710.7,BW 1.4,NO. RB 6,RB POS. Low,QPSK

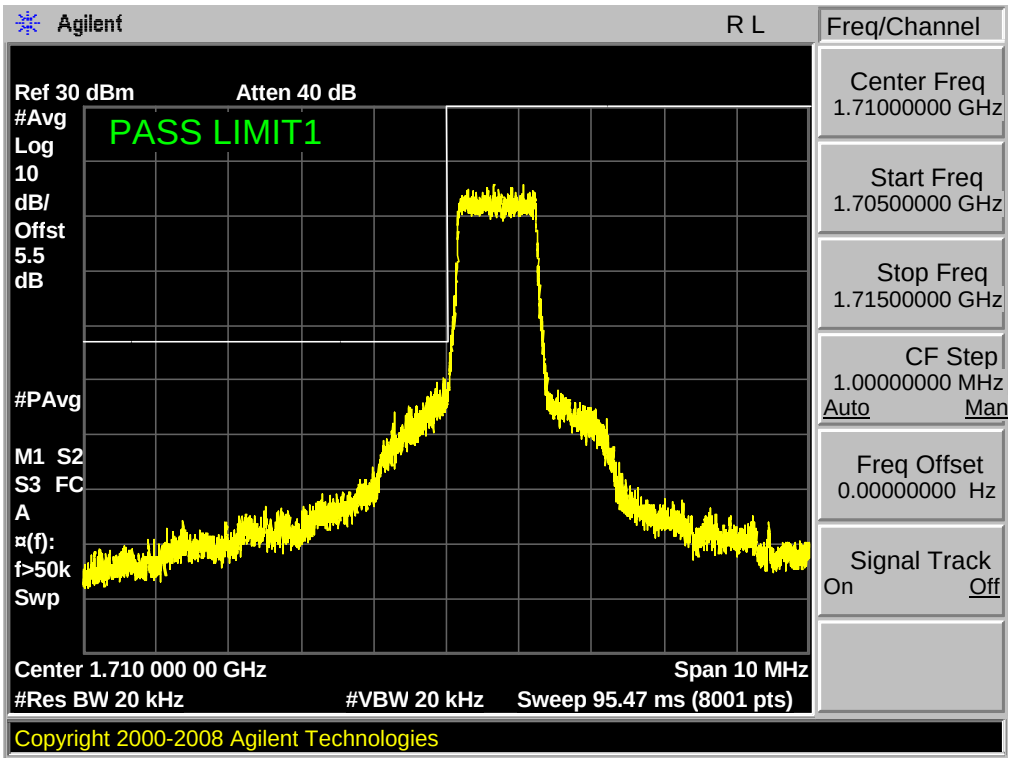

Band 4,UL Channel 19957,UL Frequency 1710.7,BW 1.4,NO. RB 6,RB POS. Low,QPSK

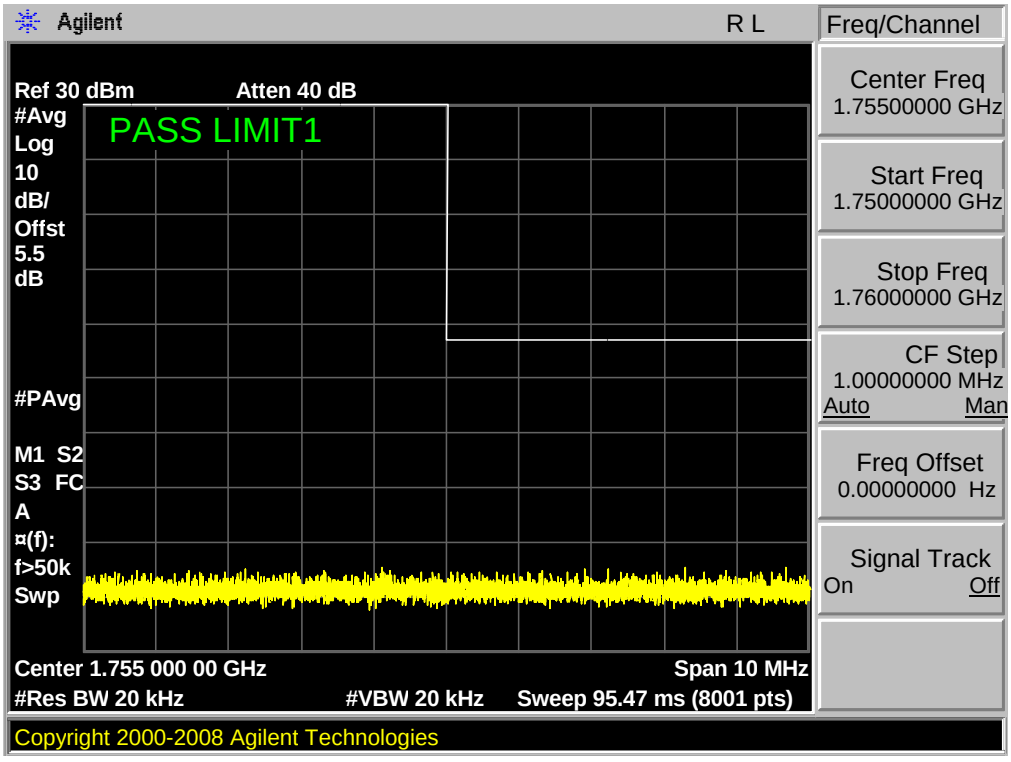

Band 4,UL Channel 19957,UL Frequency 1710.7,BW 1.4,NO. RB 6,RB POS. Low,16QAM

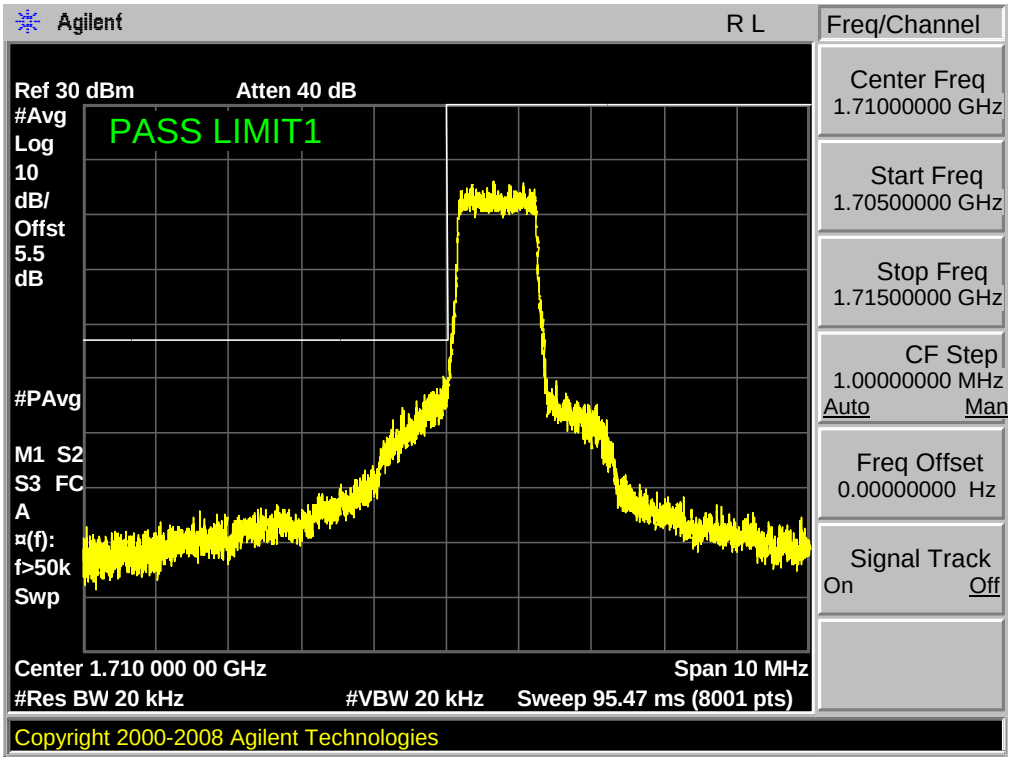

Band 4,UL Channel 19957,UL Frequency 1710.7,BW 1.4,NO. RB 6,RB POS. Low,16QAM

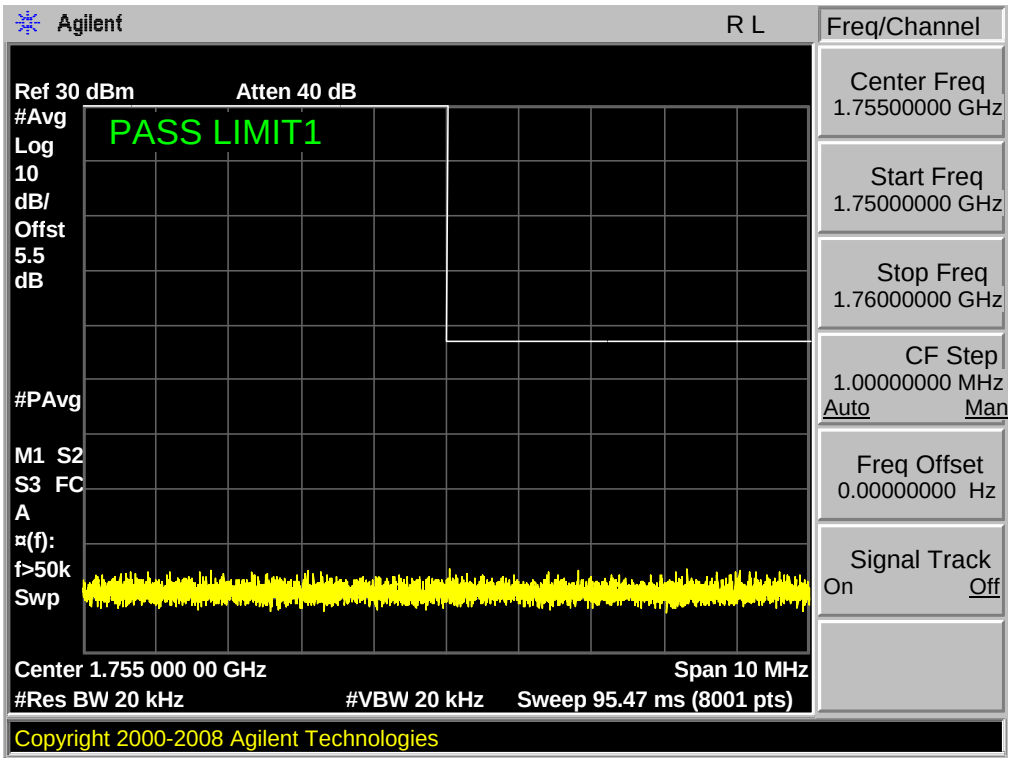

Band 4,UL Channel 20393,UL Frequency 1754.3,BW 1.4,NO. RB 6,RB POS. Low,QPSK

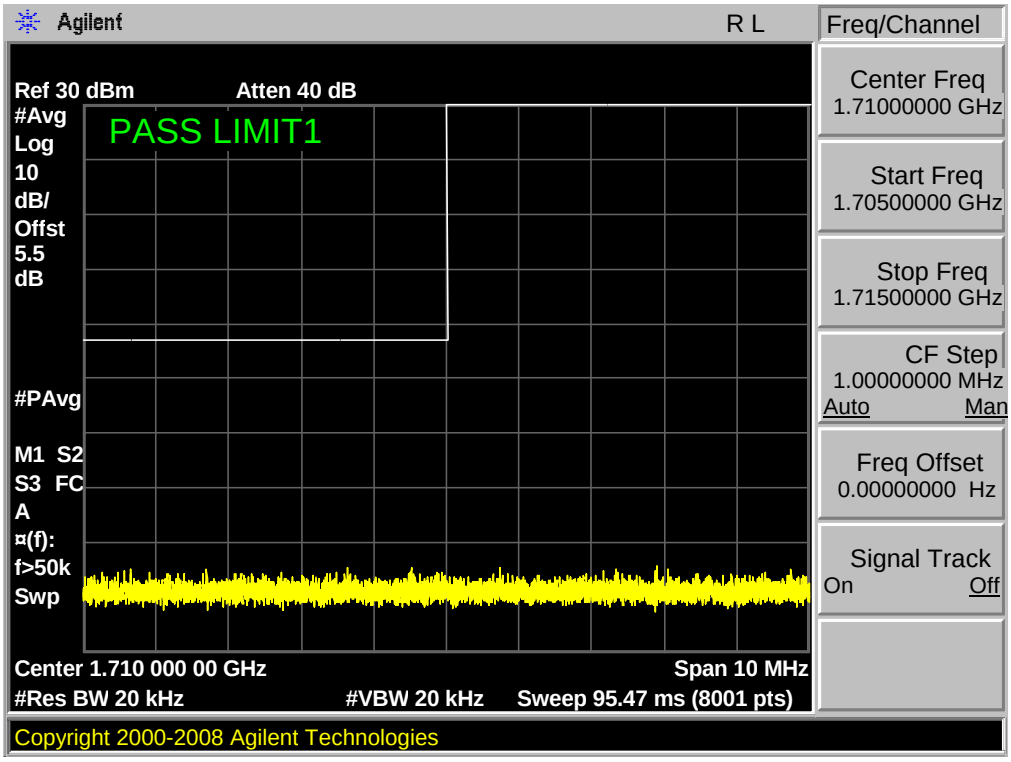

Band 4,UL Channel 20393,UL Frequency 1754.3,BW 1.4,NO. RB 6,RB POS. Low,QPSK

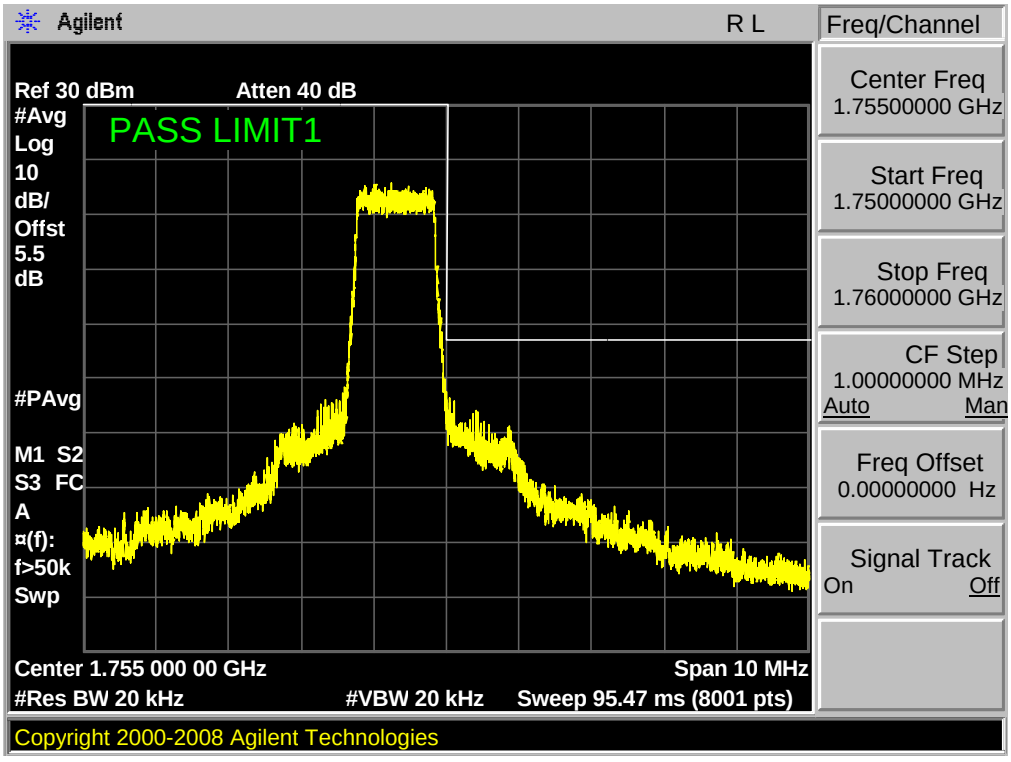

Band 4,UL Channel 20393,UL Frequency 1754.3,BW 1.4,NO. RB 6,RB POS. Low,16QAM

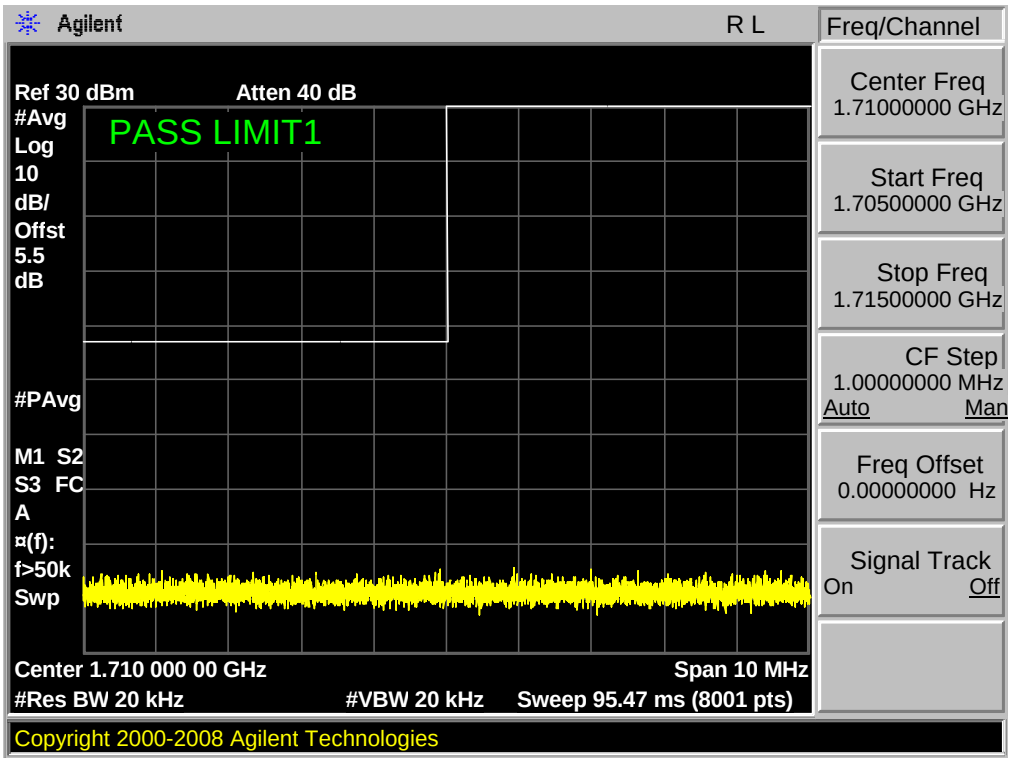

Band 4,UL Channel 20393,UL Frequency 1754.3,BW 1.4,NO. RB 6,RB POS. Low,16QAM

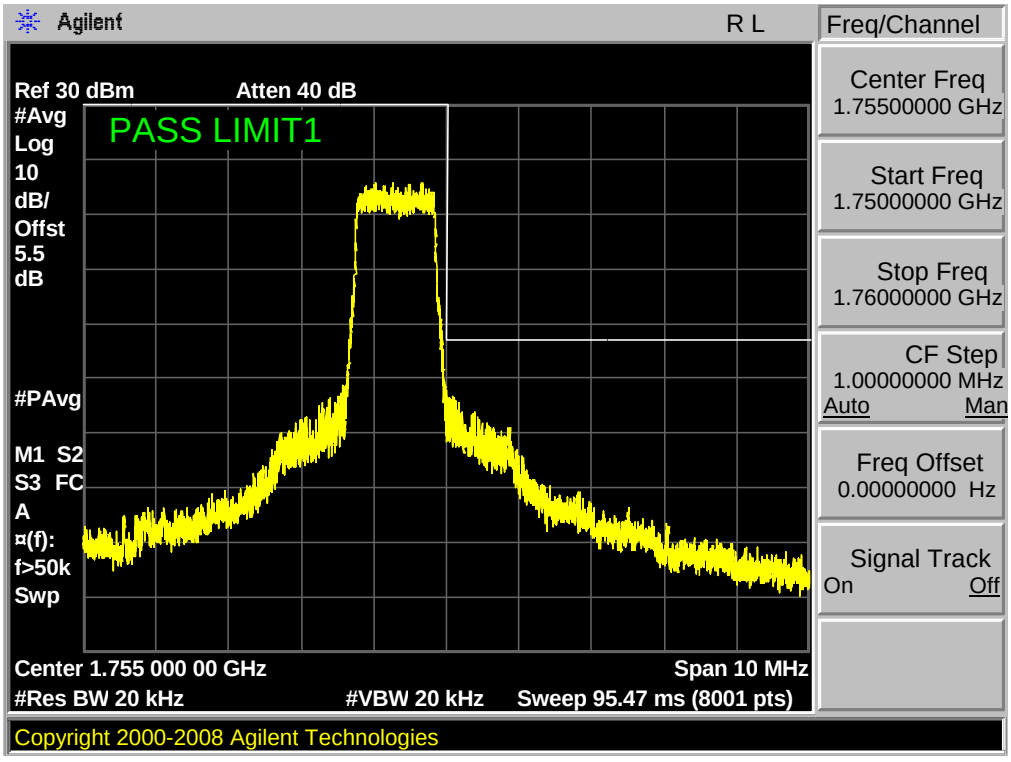

Band 4,UL Channel 19965,UL Frequency 1711.5,BW 3.0,NO. RB 15,RB POS. Low,QPSK

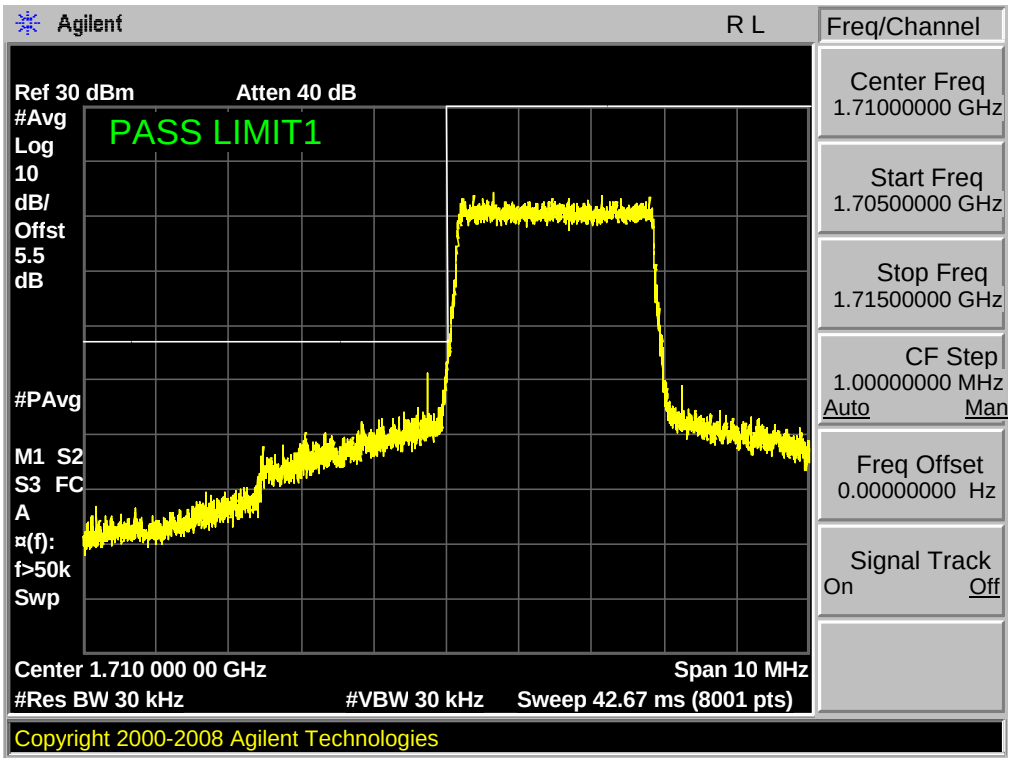

Band 4,UL Channel 19965,UL Frequency 1711.5,BW 3.0,NO. RB 15,RB POS. Low,QPSK

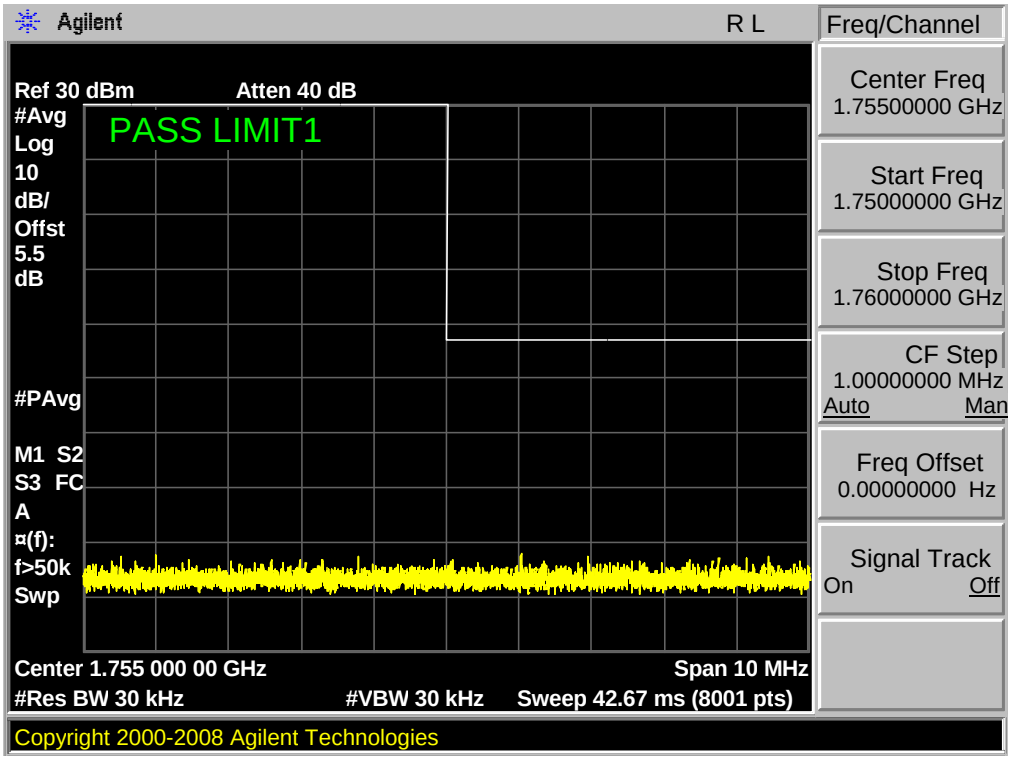

Band 4,UL Channel 19965,UL Frequency 1711.5,BW 3.0,NO. RB 15,RB POS. Low,16QAM

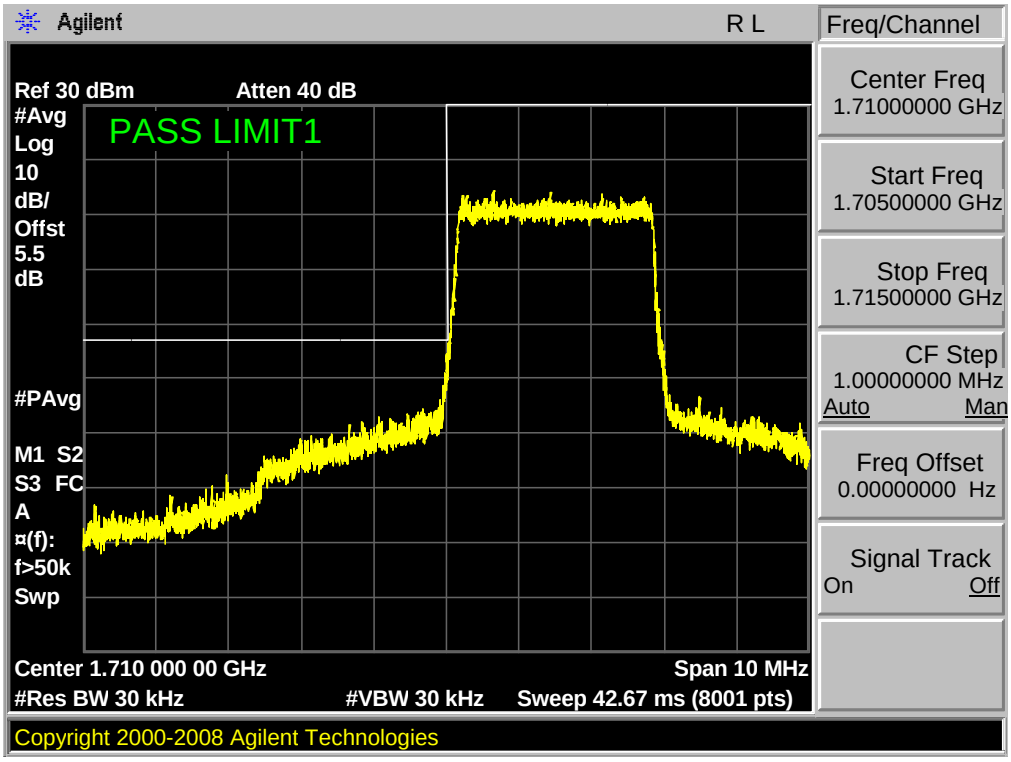

Band 4,UL Channel 19965,UL Frequency 1711.5,BW 3.0,NO. RB 15,RB POS. Low,16QAM

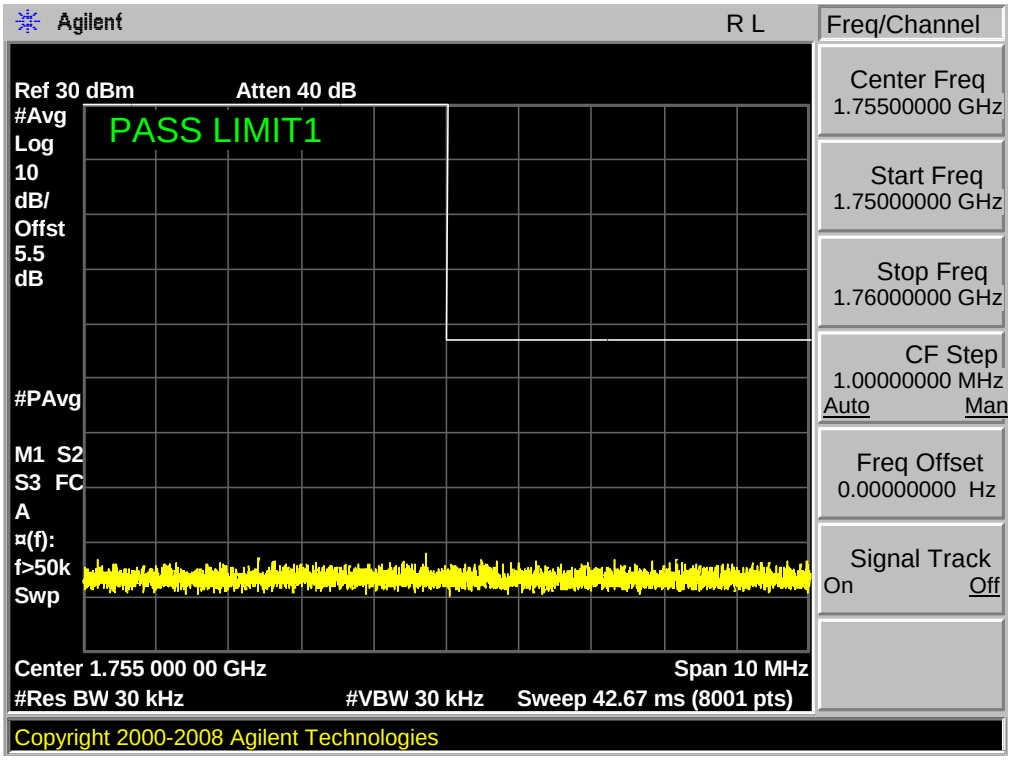

Band 4,UL Channel 20385,UL Frequency 1753.5,BW 3.0,NO. RB 15,RB POS. Low,QPSK

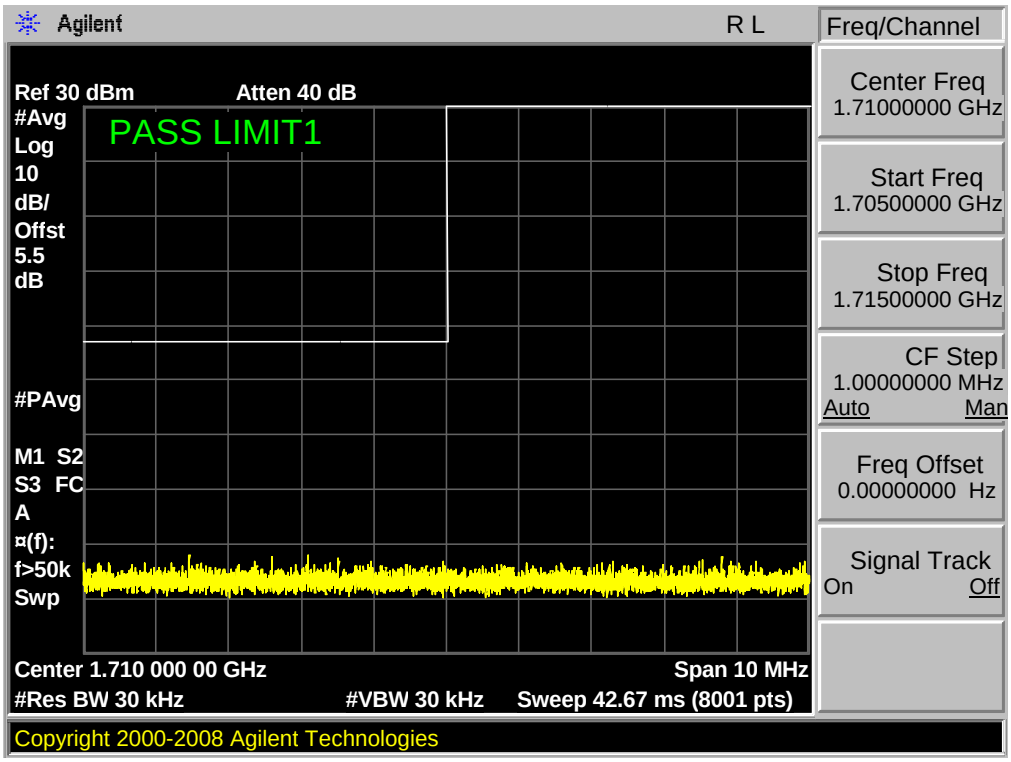

Band 4,UL Channel 20385,UL Frequency 1753.5,BW 3.0,NO. RB 15,RB POS. Low,QPSK

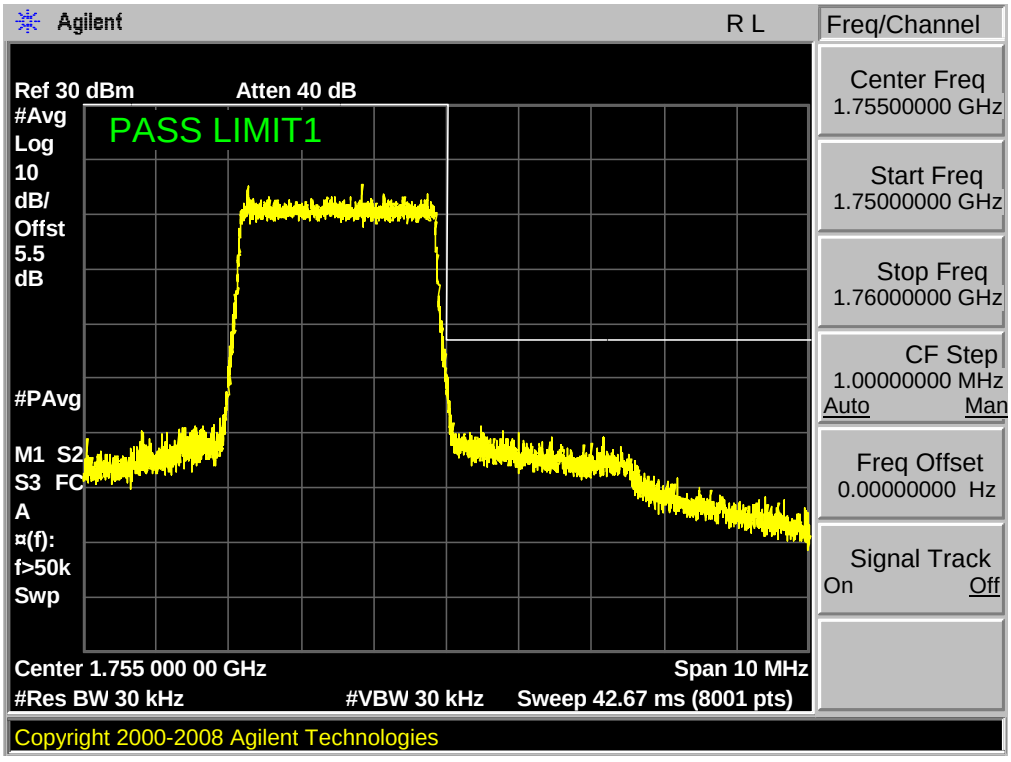

Band 4,UL Channel 20385,UL Frequency 1753.5,BW 3.0,NO. RB 15,RB POS. Low,16QAM

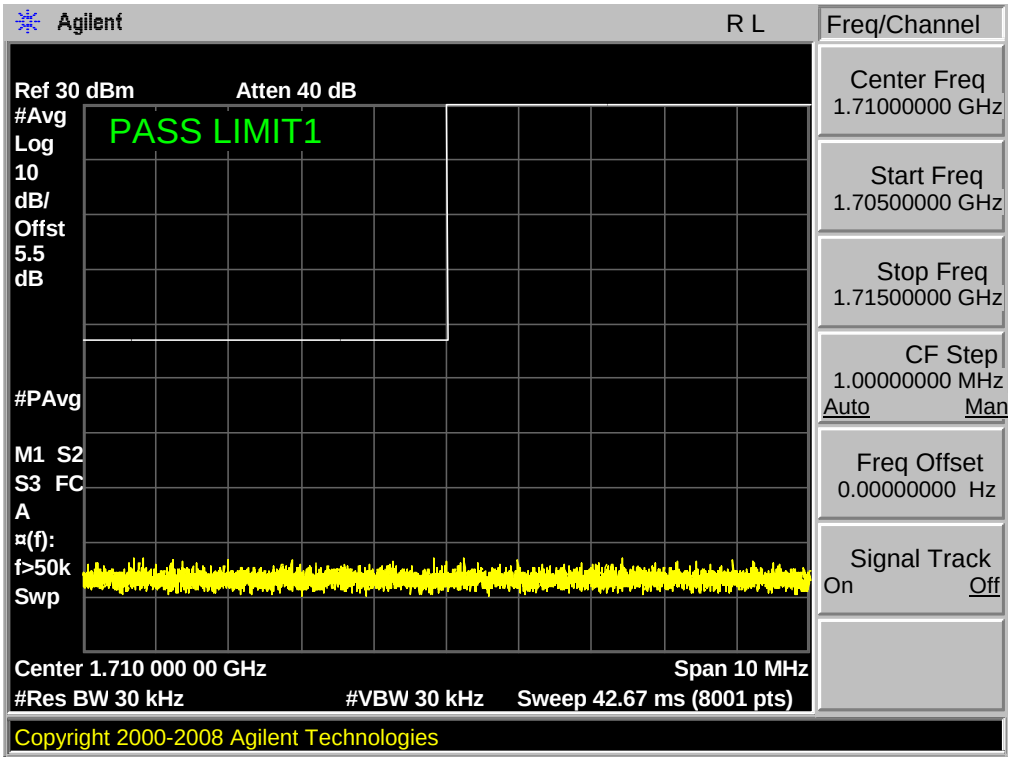

Band 4,UL Channel 20385,UL Frequency 1753.5,BW 3.0,NO. RB 15,RB POS. Low,16QAM

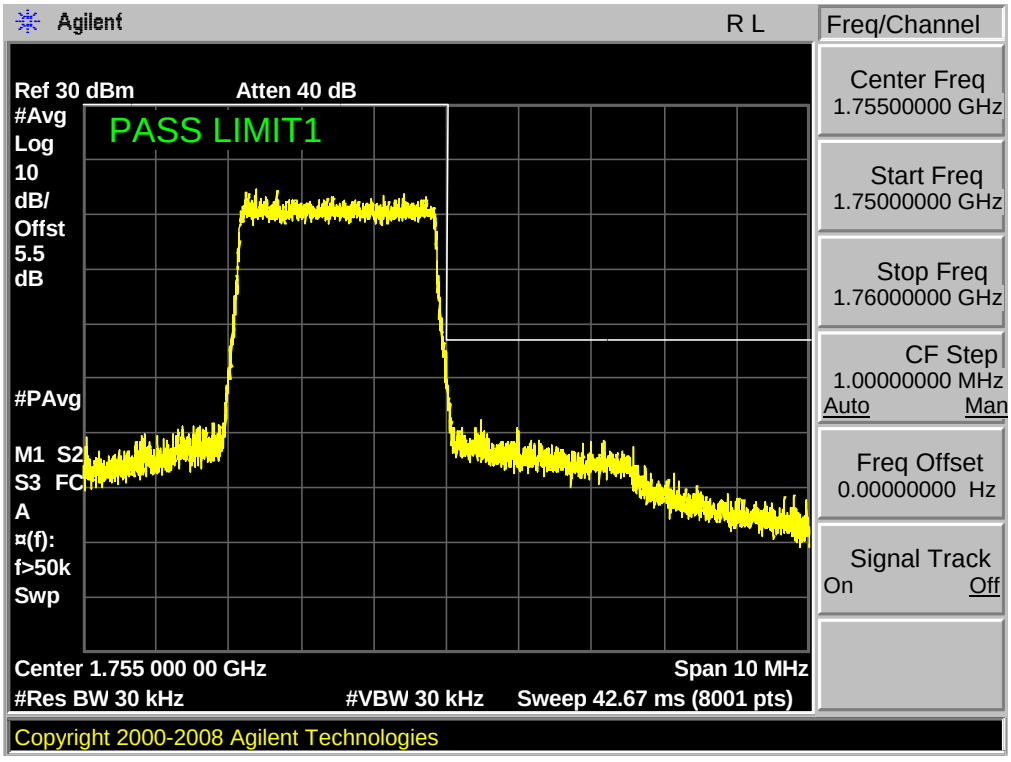

Band 4,UL Channel 19975,UL Frequency 1712.5,BW 5.0,NO. RB 25,RB POS. Low,QPSK

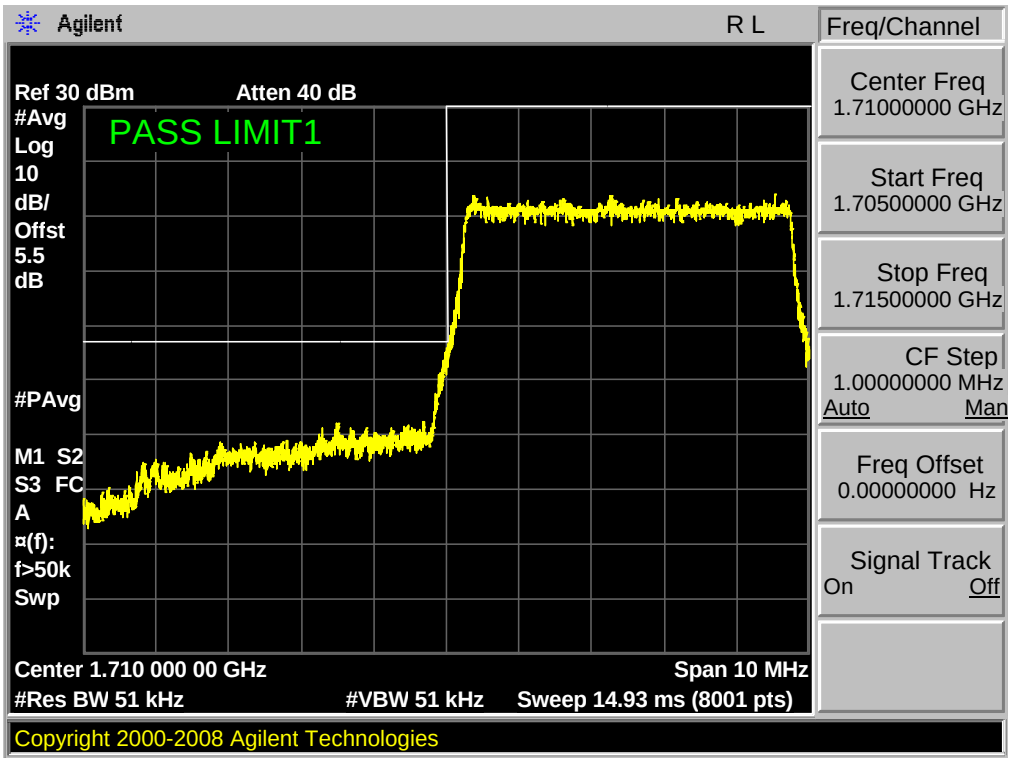

Band 4,UL Channel 19975,UL Frequency 1712.5,BW 5.0,NO. RB 25,RB POS. Low,QPSK

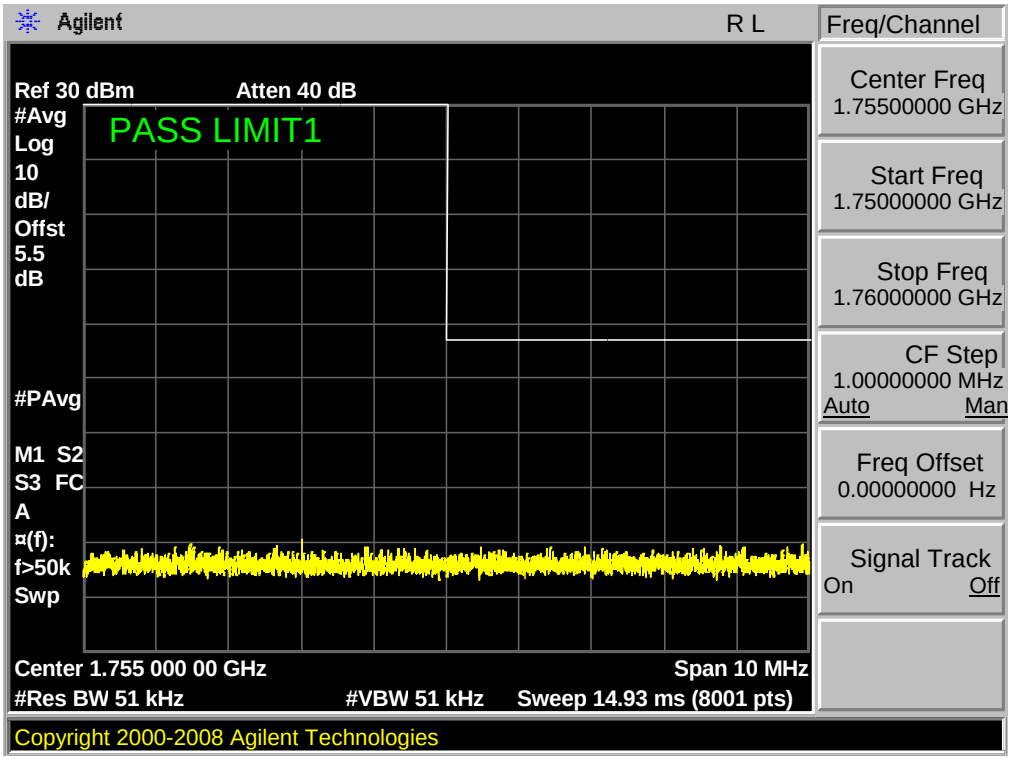

Band 4,UL Channel 19975,UL Frequency 1712.5,BW 5.0,NO. RB 25,RB POS. Low,16QAM

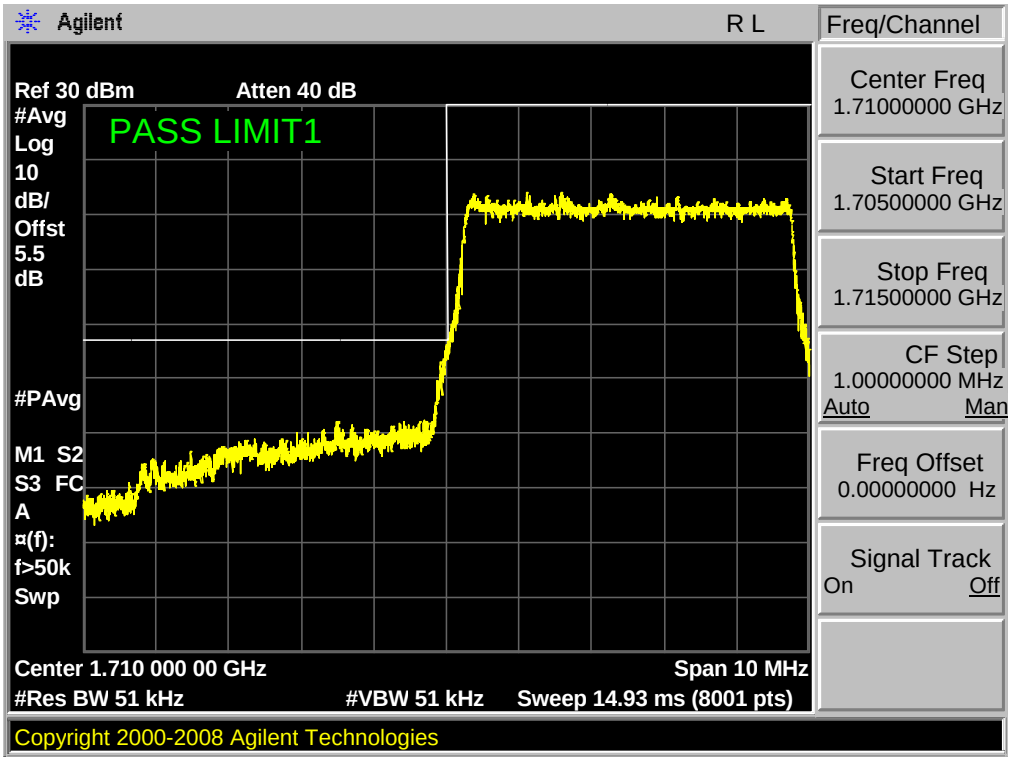

Band 4,UL Channel 19975,UL Frequency 1712.5,BW 5.0,NO. RB 25,RB POS. Low,16QAM

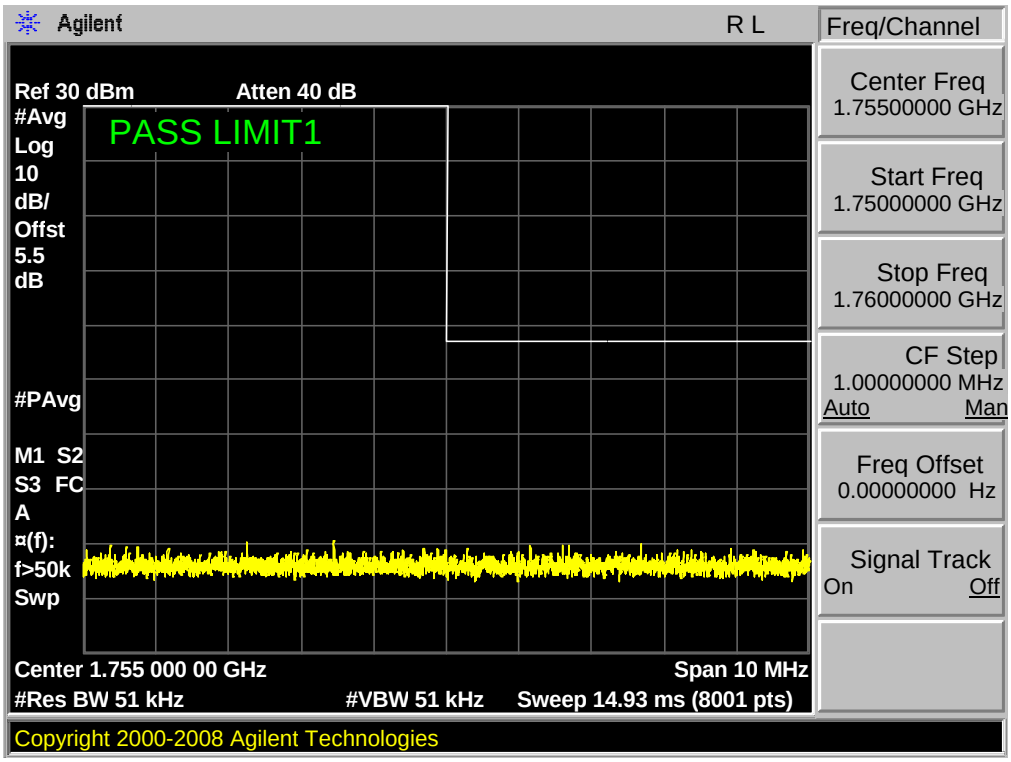

Band 4,UL Channel 20375,UL Frequency 1752.5,BW 5.0,NO. RB 25,RB POS. Low,QPSK

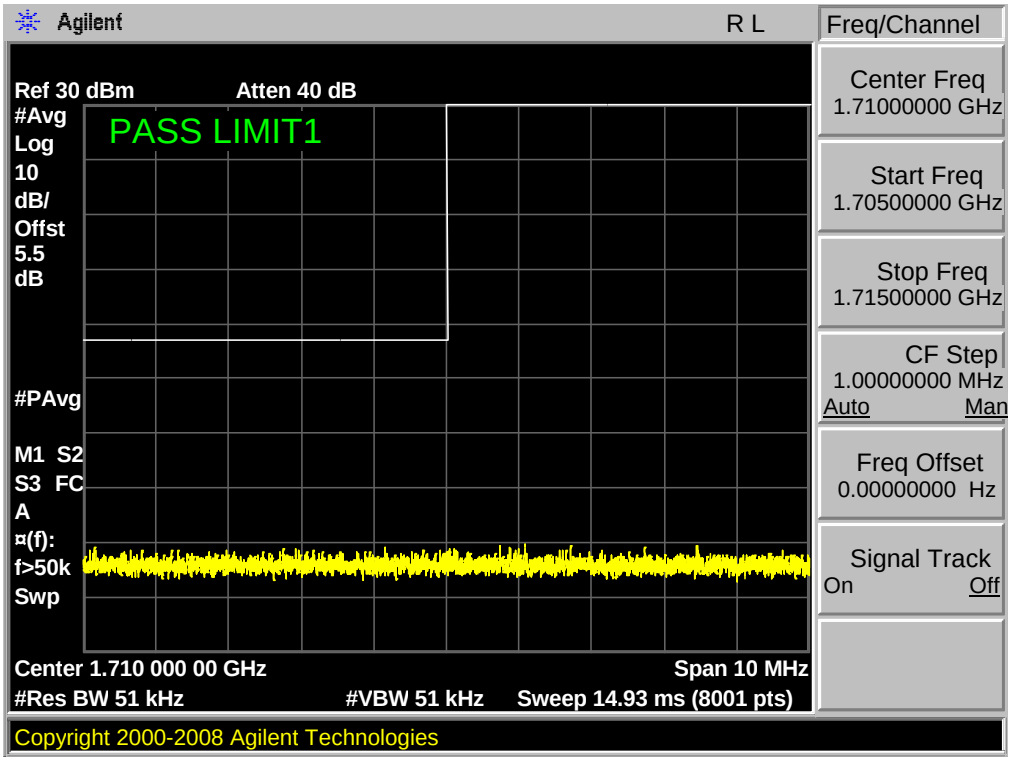

Band 4,UL Channel 20375,UL Frequency 1752.5,BW 5.0,NO. RB 25,RB POS. Low,QPSK

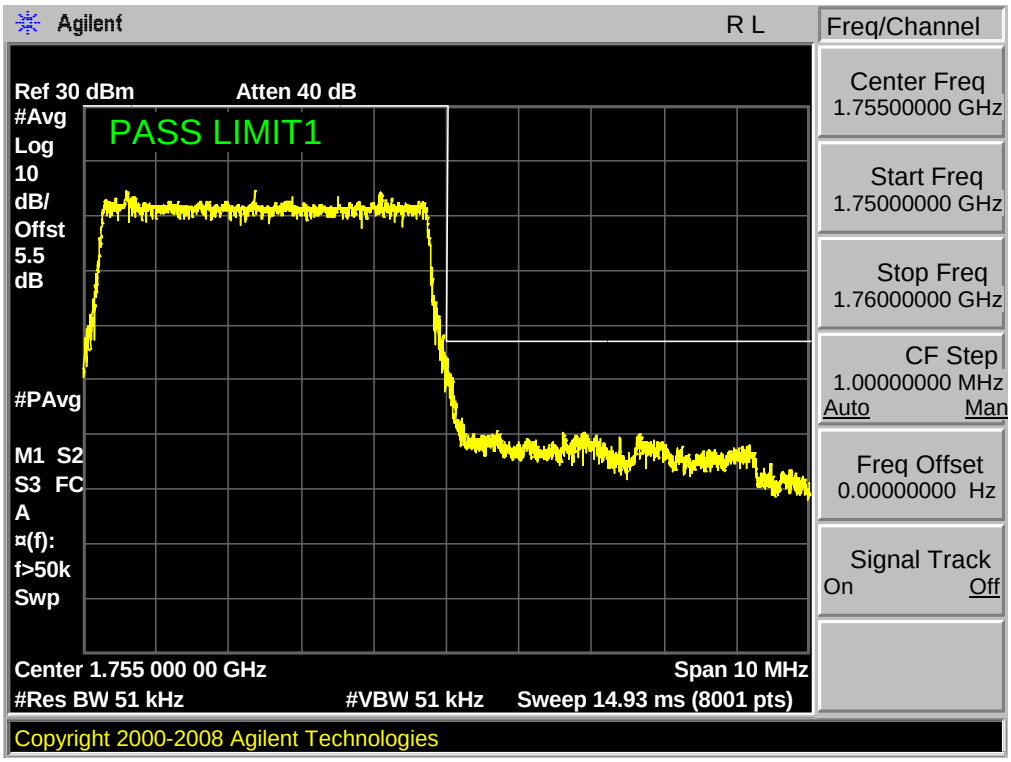

Band 4,UL Channel 20375,UL Frequency 1752.5,BW 5.0,NO. RB 25,RB POS. Low,16QAM

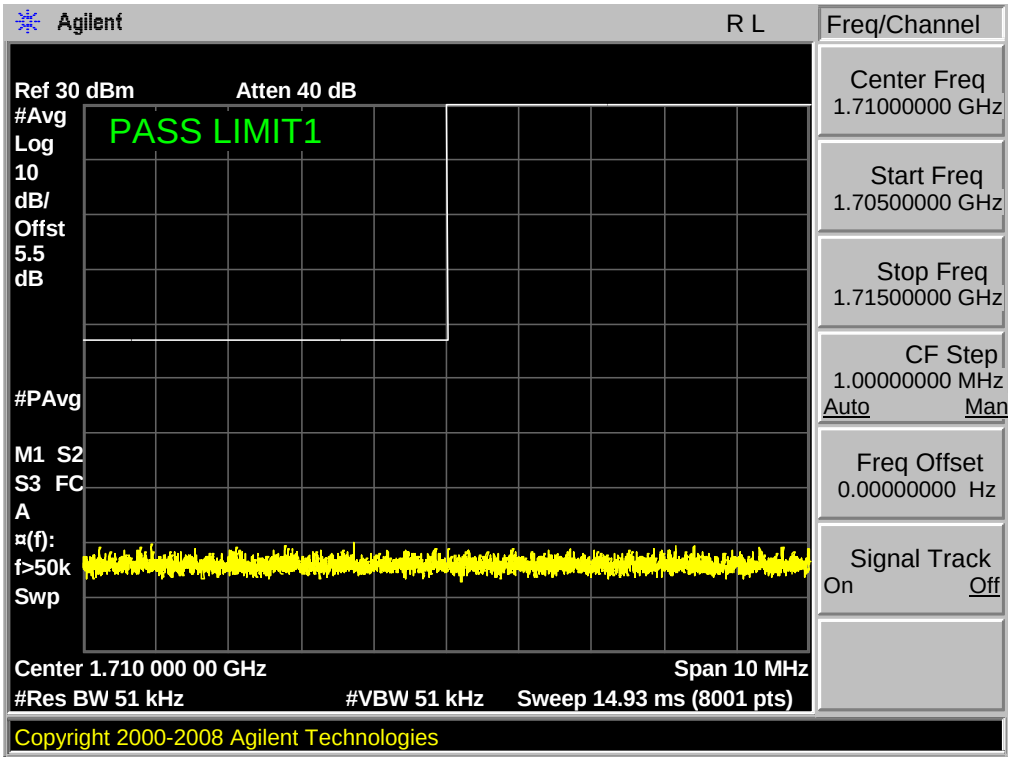

Band 4,UL Channel 20375,UL Frequency 1752.5,BW 5.0,NO. RB 25,RB POS. Low,16QAM

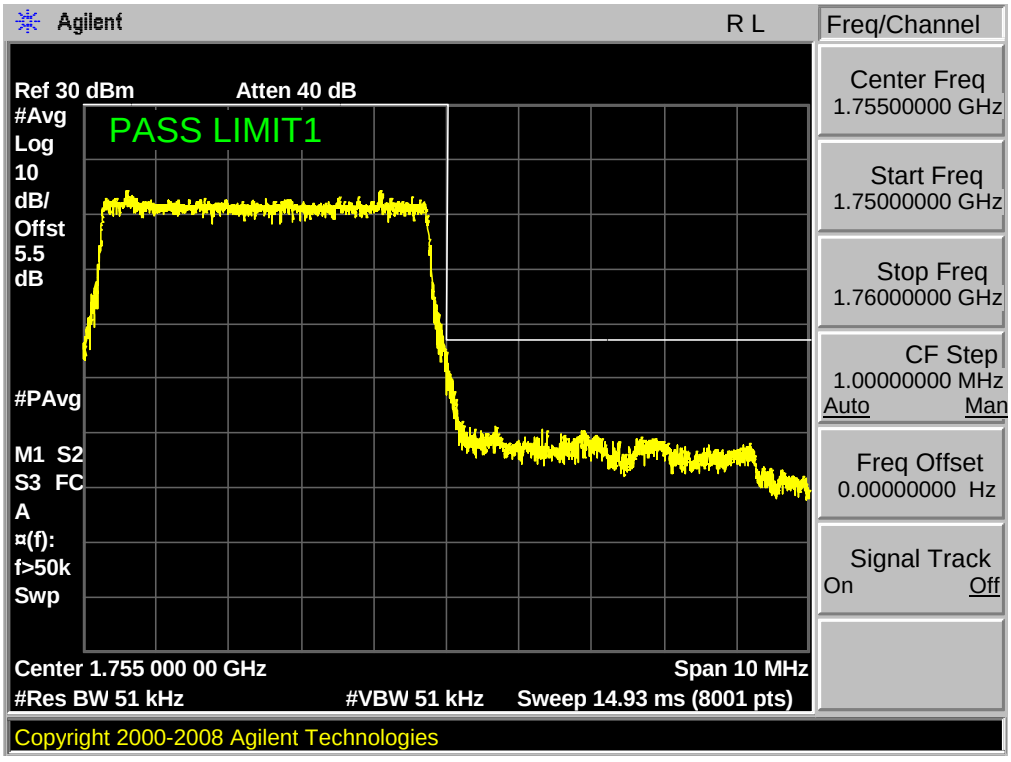

Band 4,UL Channel 20000,UL Frequency 1715.0,BW 10.0,NO. RB 50,RB POS. Low,QPSK

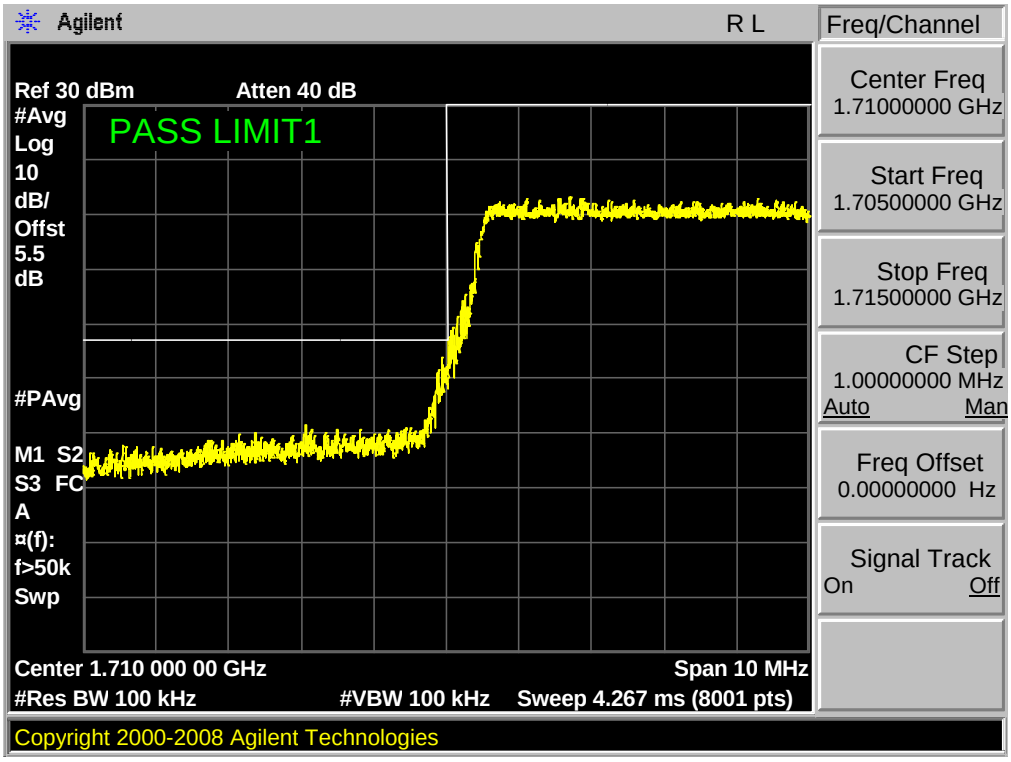

Band 4,UL Channel 20000,UL Frequency 1715.0,BW 10.0,NO. RB 50,RB POS. Low,QPSK

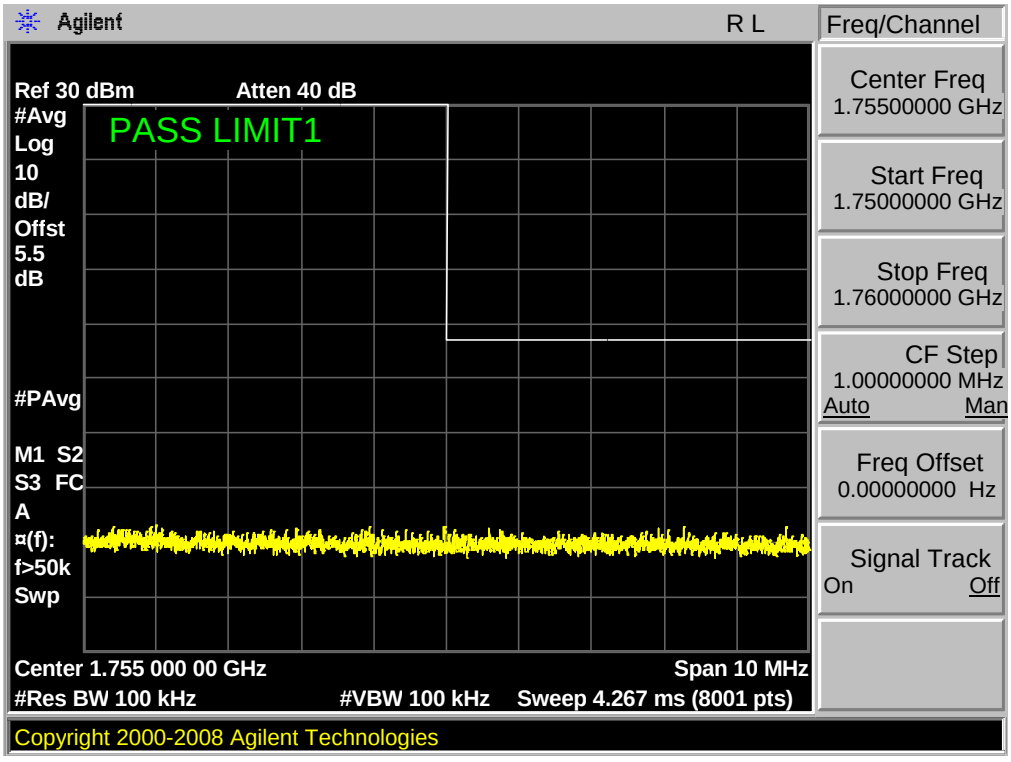

Band 4,UL Channel 20000,UL Frequency 1715.0,BW 10.0,NO. RB 50,RB POS. Low,16QAM

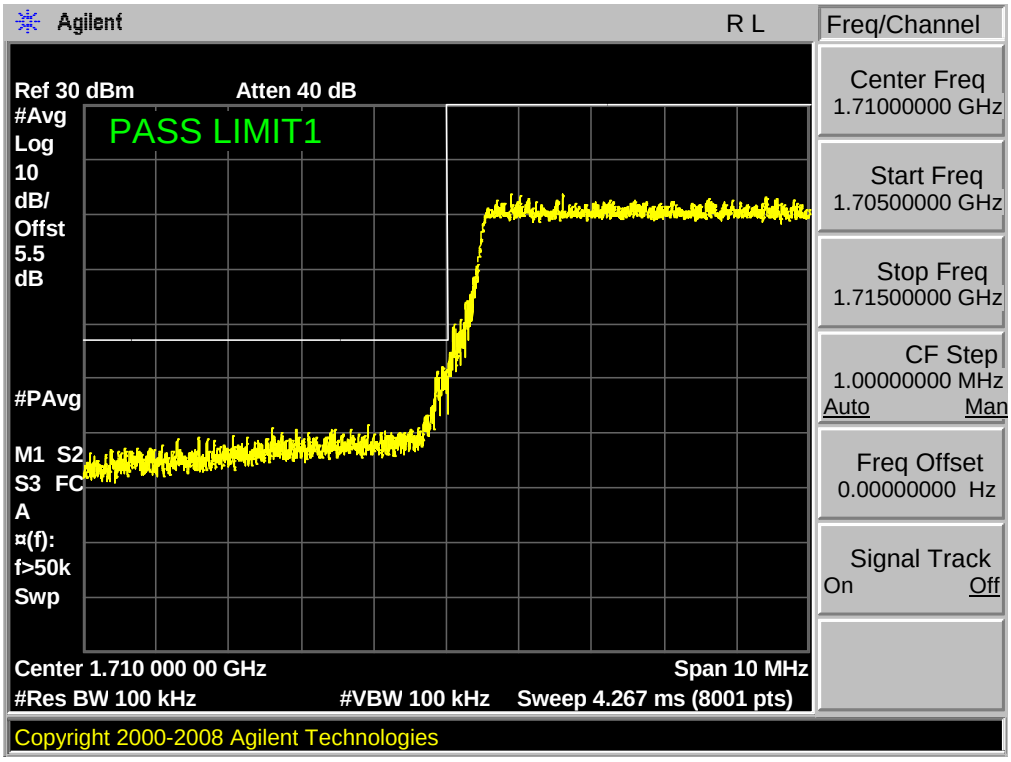

Band 4,UL Channel 20000,UL Frequency 1715.0,BW 10.0,NO. RB 50,RB POS. Low,16QAM

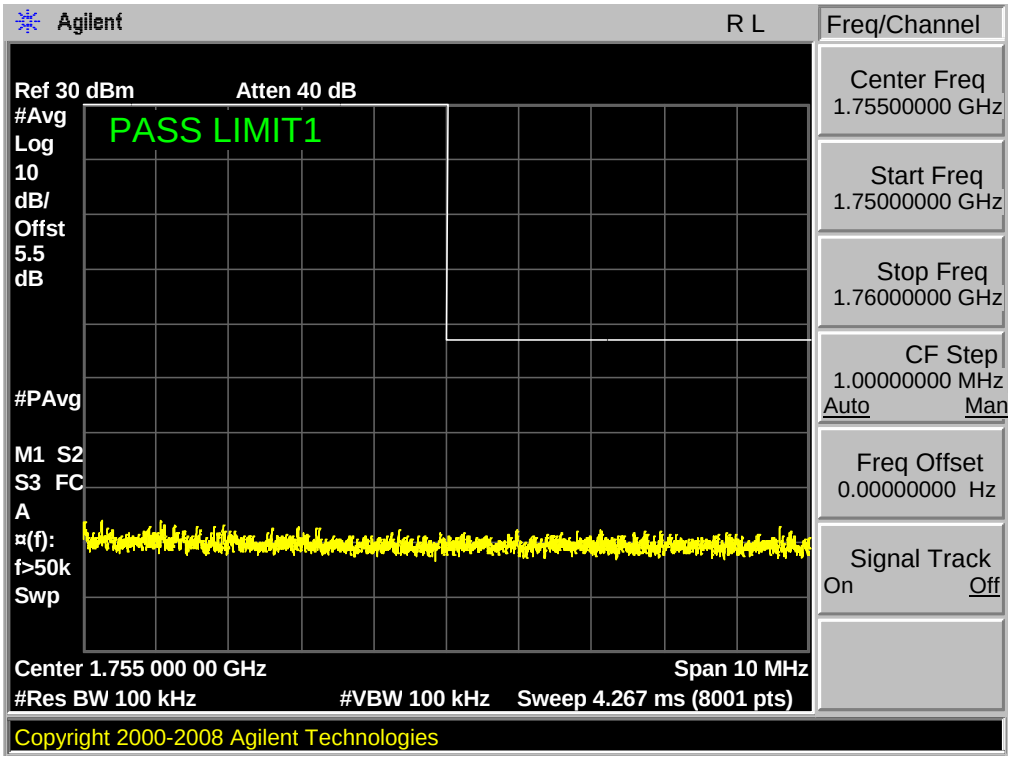

Band 4,UL Channel 20350,UL Frequency 1750.0,BW 10.0,NO. RB 50,RB POS. Low,QPSK

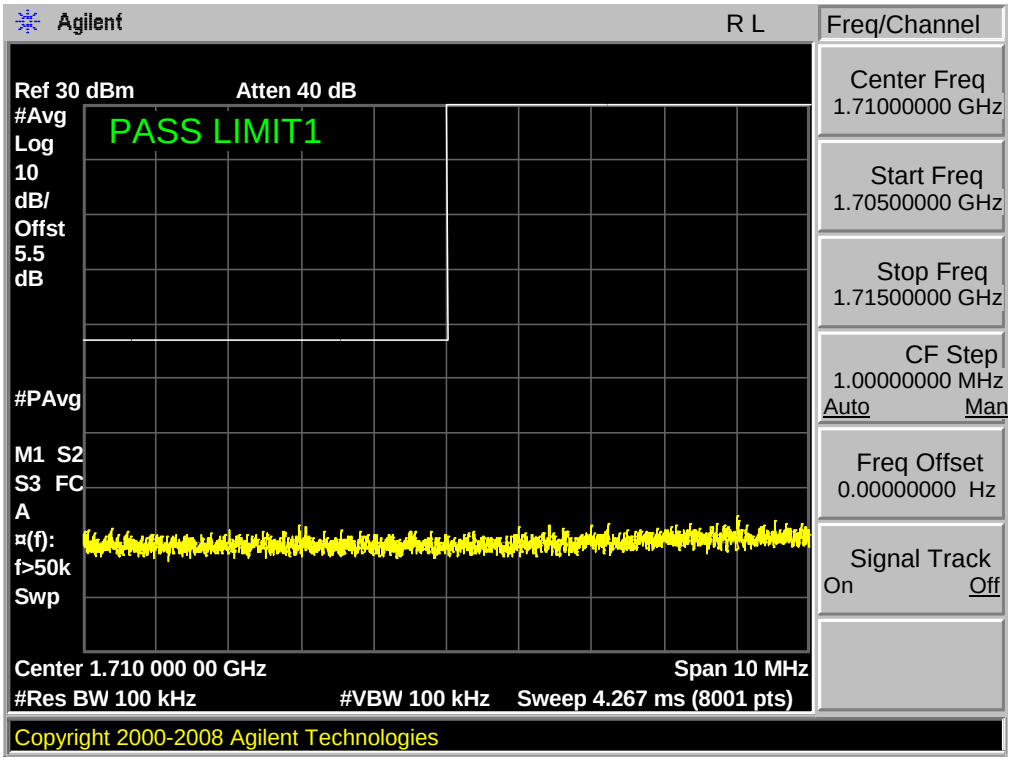

Band 4,UL Channel 20350,UL Frequency 1750.0,BW 10.0,NO. RB 50,RB POS. Low,QPSK

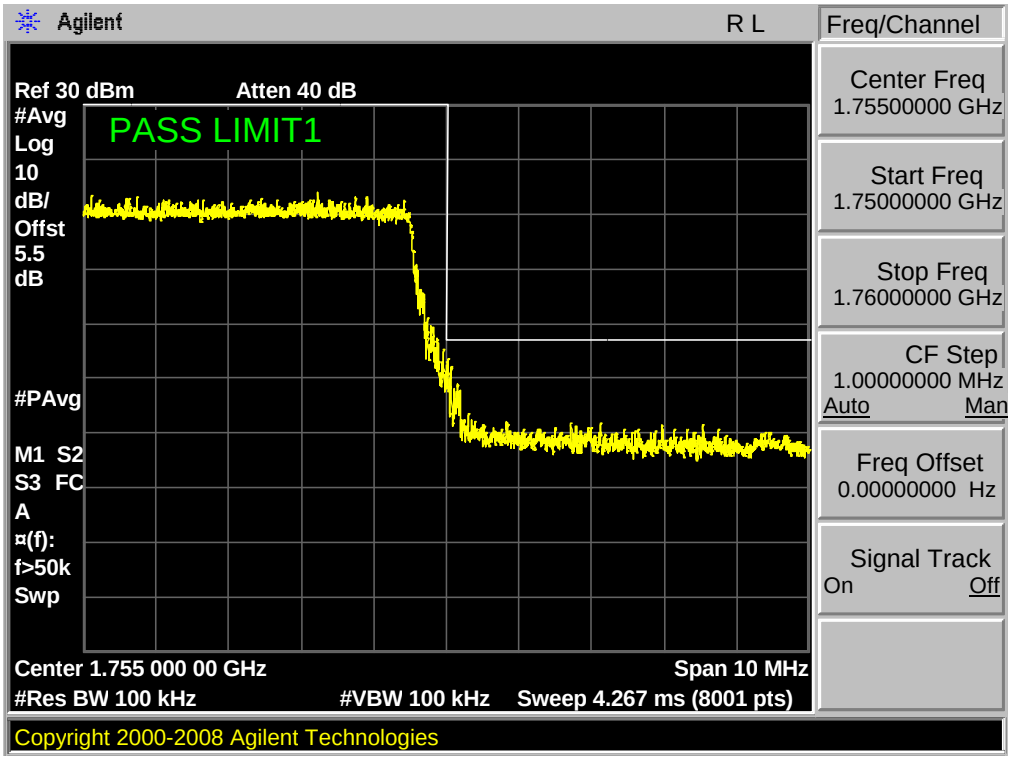

Band 4,UL Channel 20350,UL Frequency 1750.0,BW 10.0,NO. RB 50,RB POS. Low,16QAM

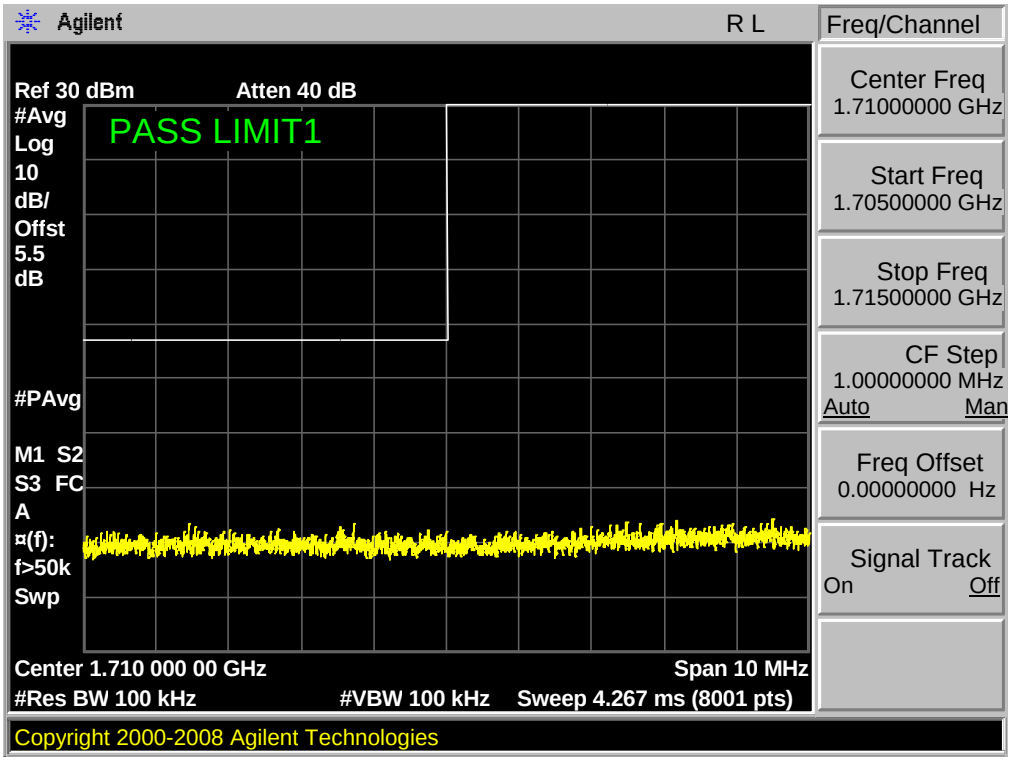

Band 4,UL Channel 20350,UL Frequency 1750.0,BW 10.0,NO. RB 50,RB POS. Low,16QAM

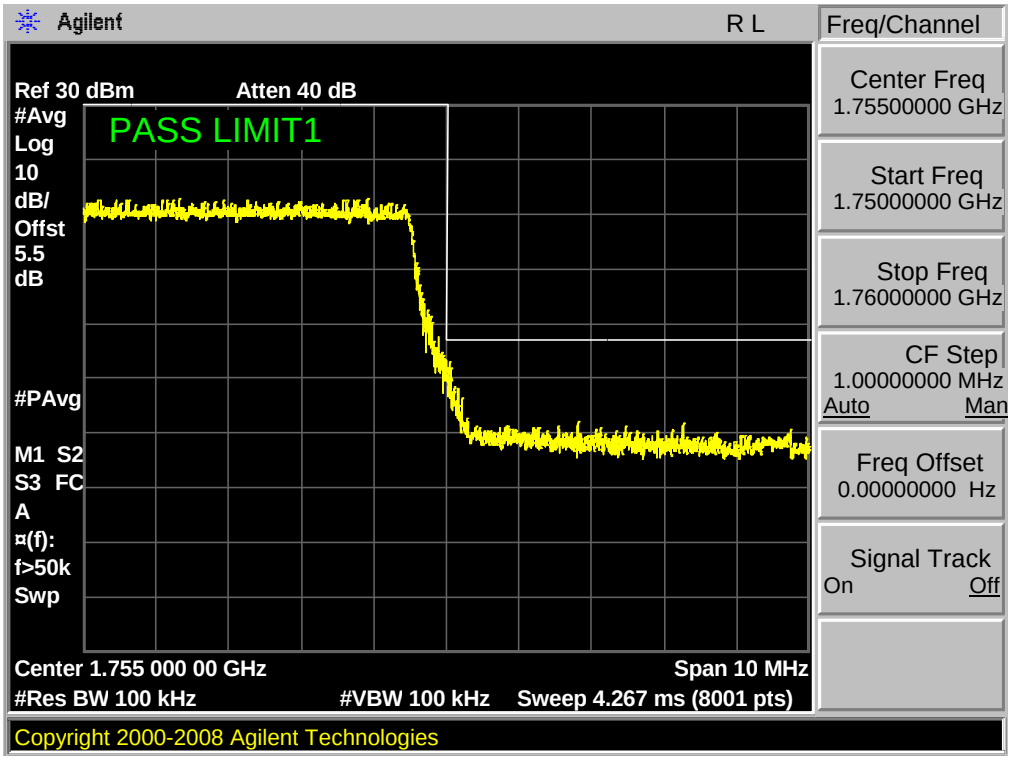

Band 4,UL Channel 20025,UL Frequency 1717.5,BW 15.0,NO. RB 75,RB POS. Low,QPSK

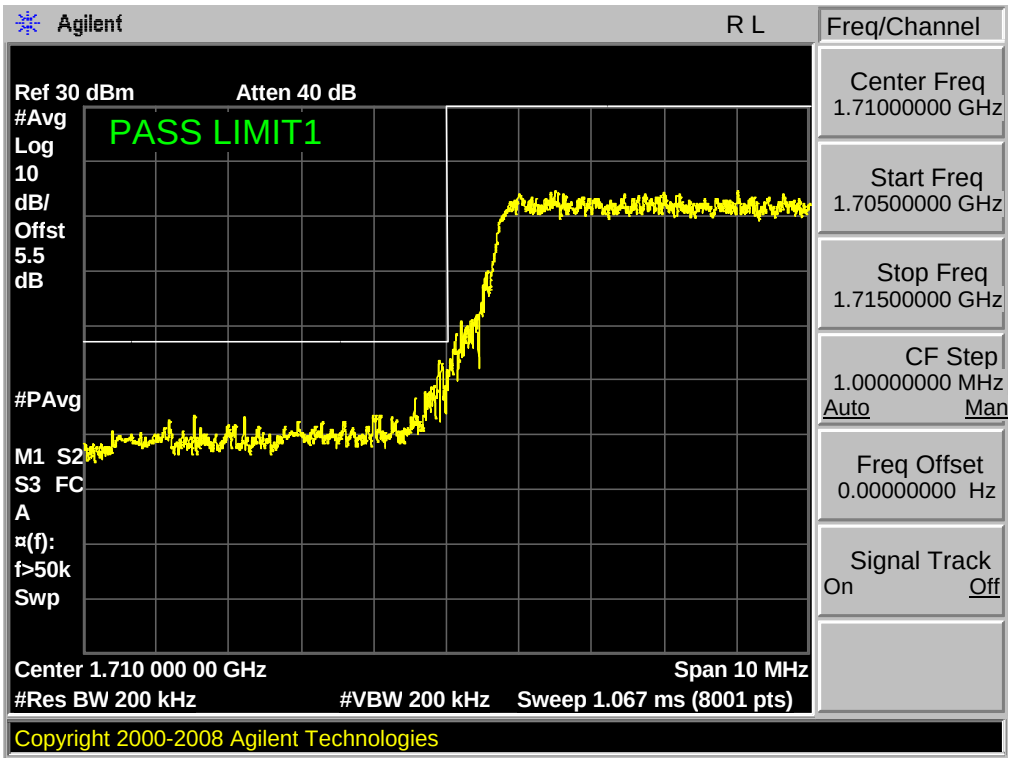

Band 4,UL Channel 20025,UL Frequency 1717.5,BW 15.0,NO. RB 75,RB POS. Low,QPSK

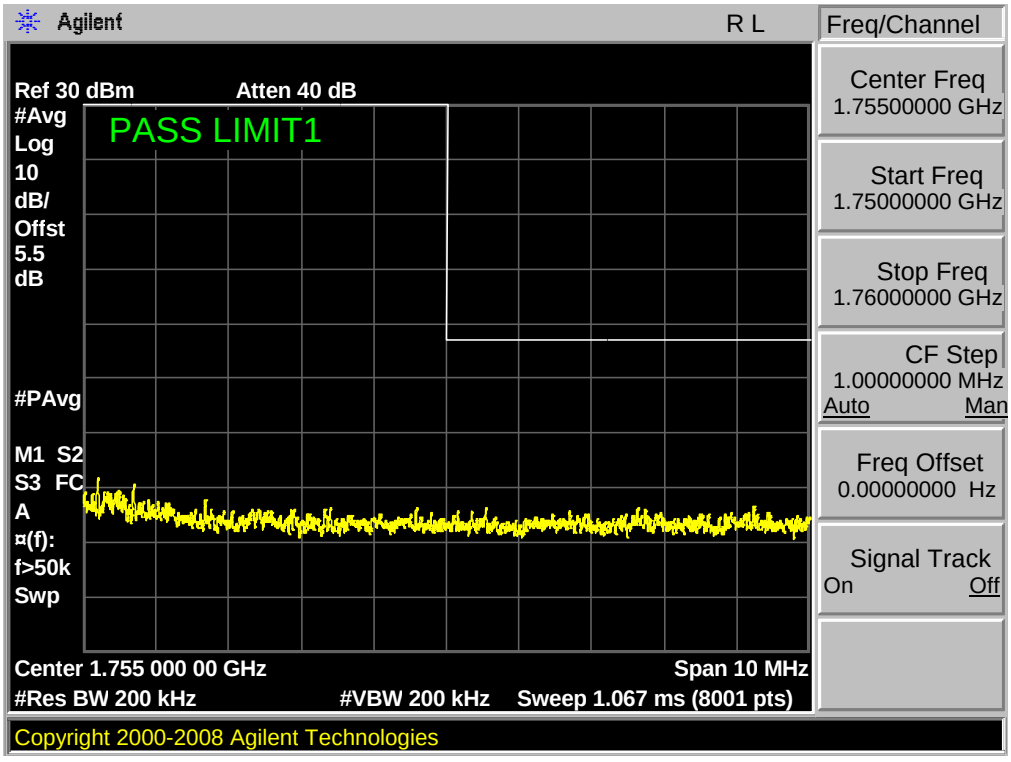

Band 4,UL Channel 20025,UL Frequency 1717.5,BW 15.0,NO. RB 75,RB POS. Low,16QAM

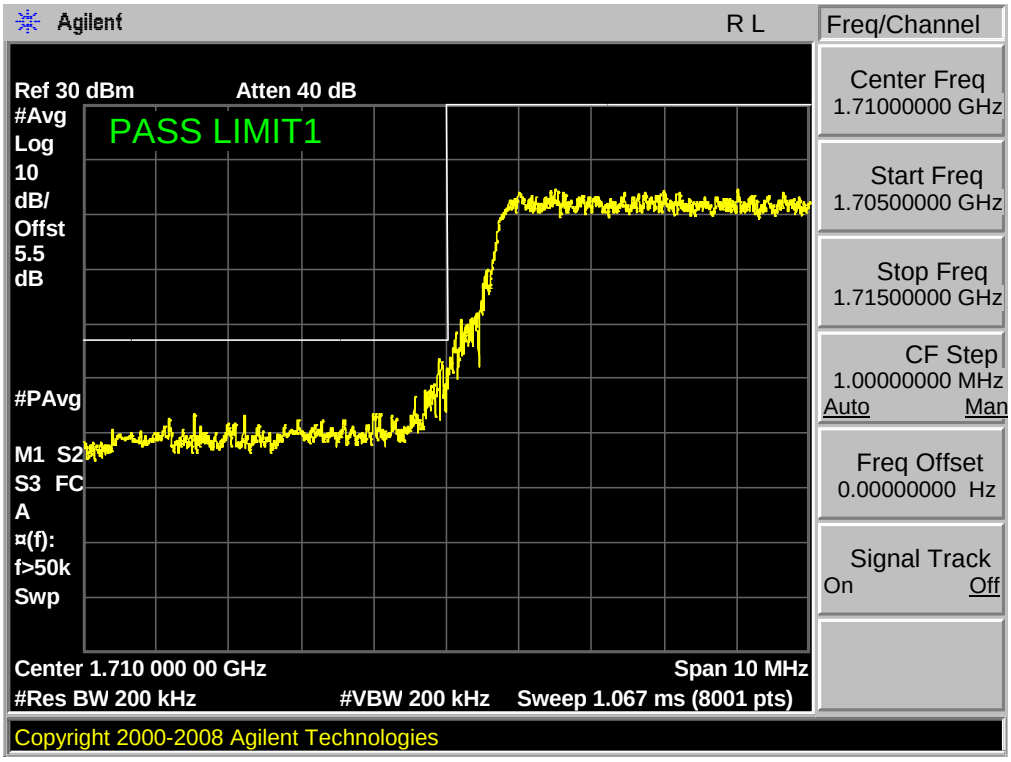

Band 4,UL Channel 20025,UL Frequency 1717.5,BW 15.0,NO. RB 75,RB POS. Low,16QAM

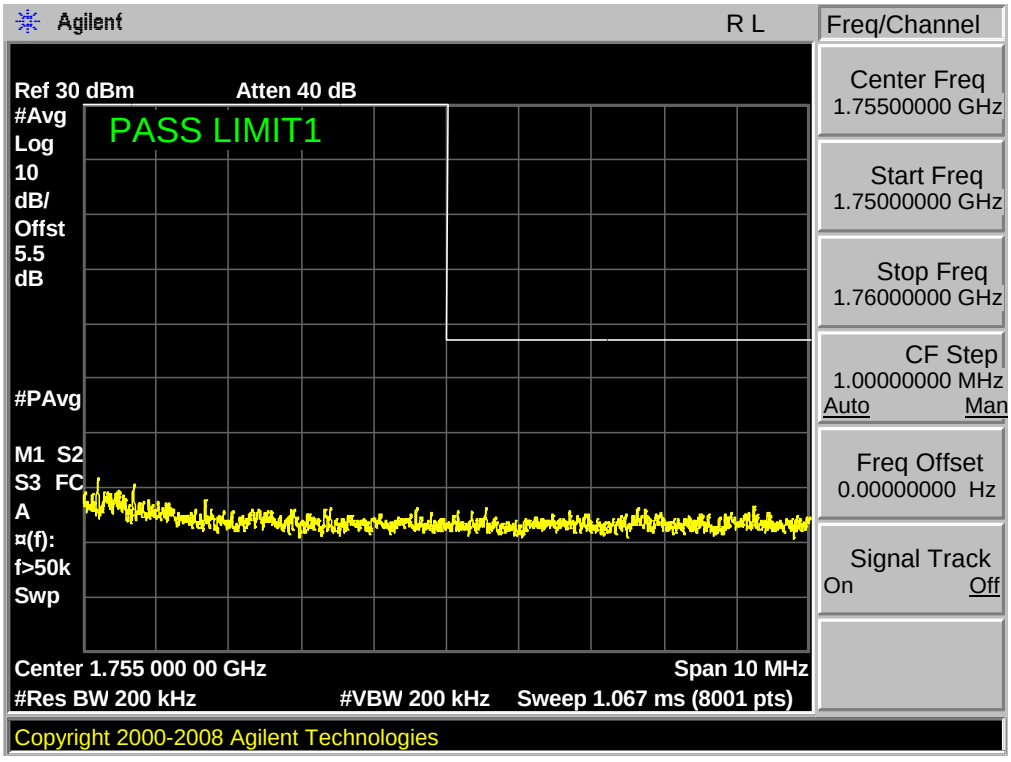

Band 4,UL Channel 20325,UL Frequency 1747.5,BW 15.0,NO. RB 75,RB POS. Low,QPSK

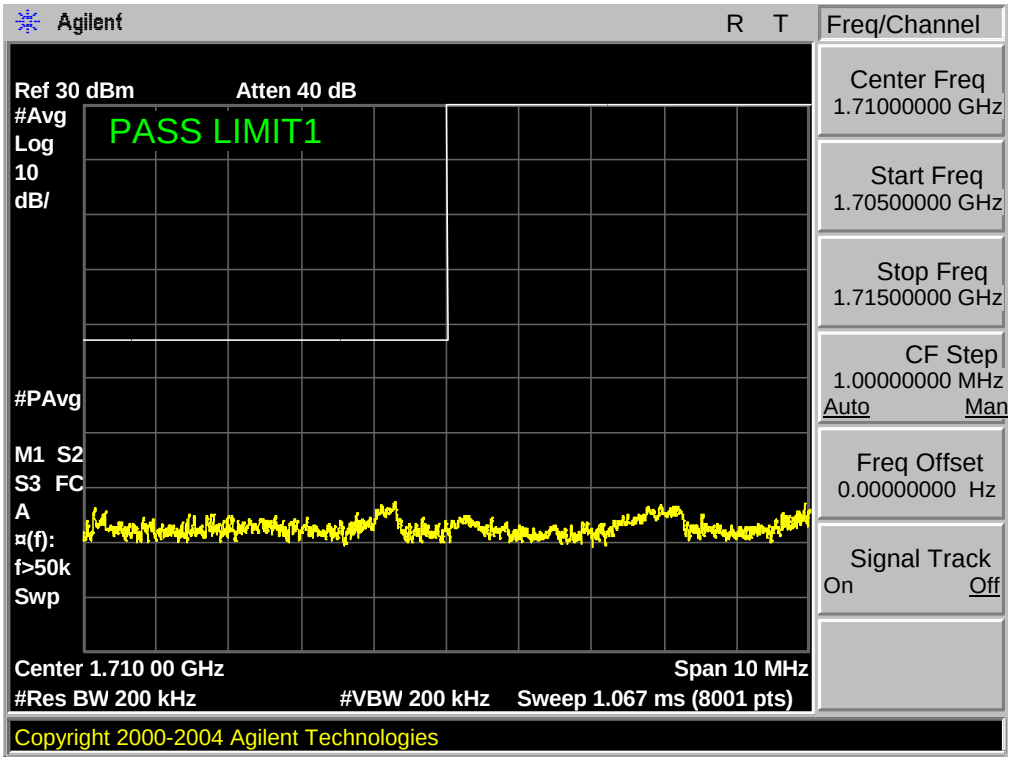

Band 4,UL Channel 20325,UL Frequency 1747.5,BW 15.0,NO. RB 75,RB POS. Low,QPSK

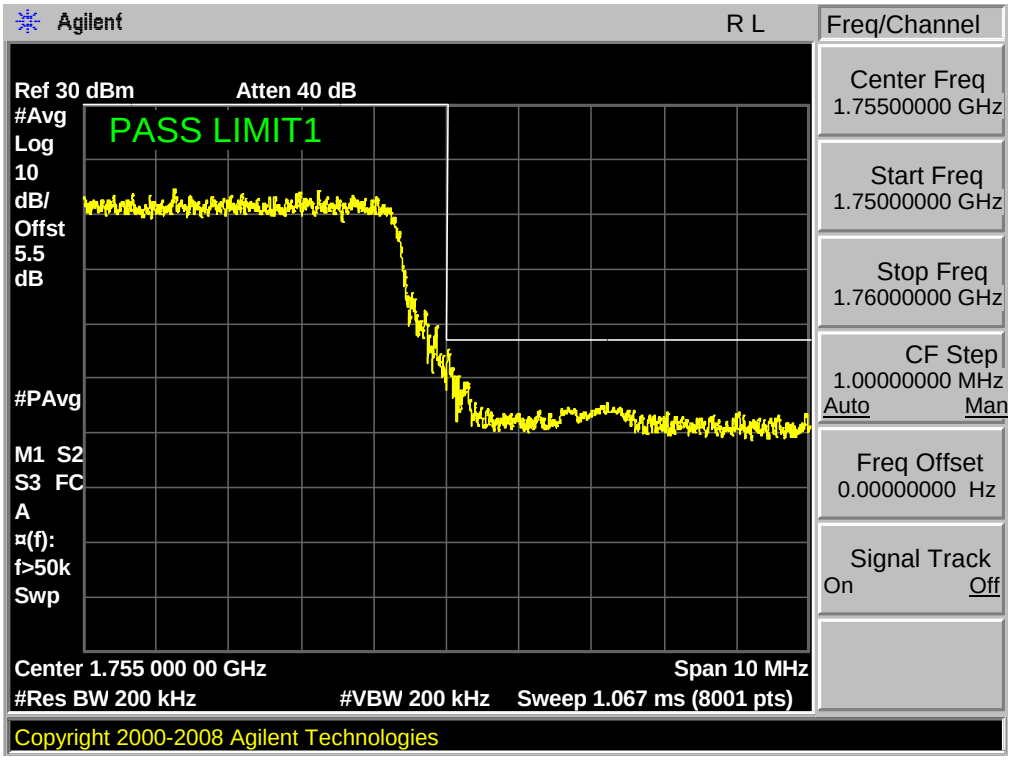

Band 4,UL Channel 20325,UL Frequency 1747.5,BW 15.0,NO. RB 75,RB POS. Low,16QAM

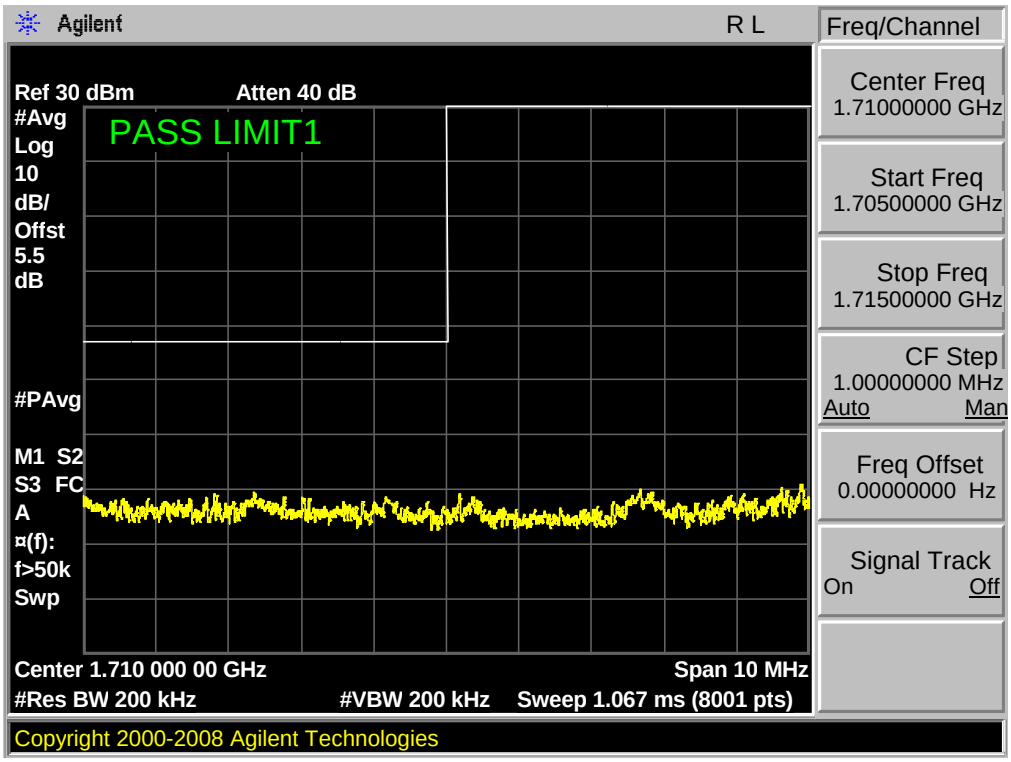

Band 4,UL Channel 20325,UL Frequency 1747.5,BW 15.0,NO. RB 75,RB POS. Low,16QAM

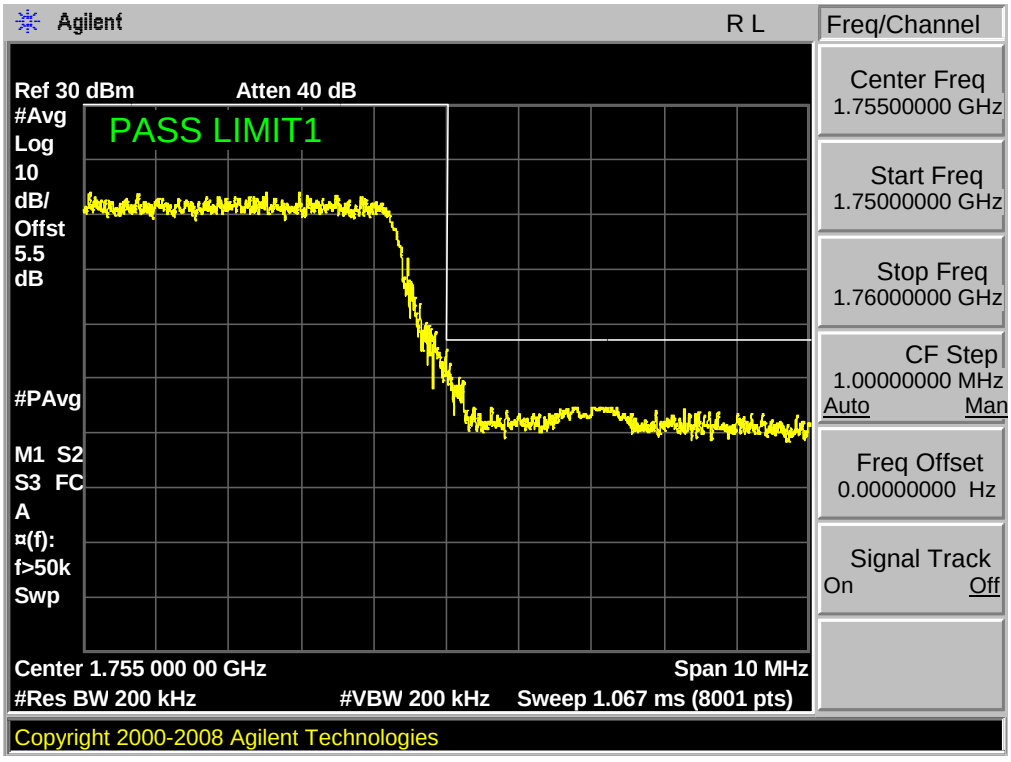

Band 4,UL Channel 20050,UL Frequency 1720.0,BW 20.0,NO. RB 100,RB POS. Low,QPSK

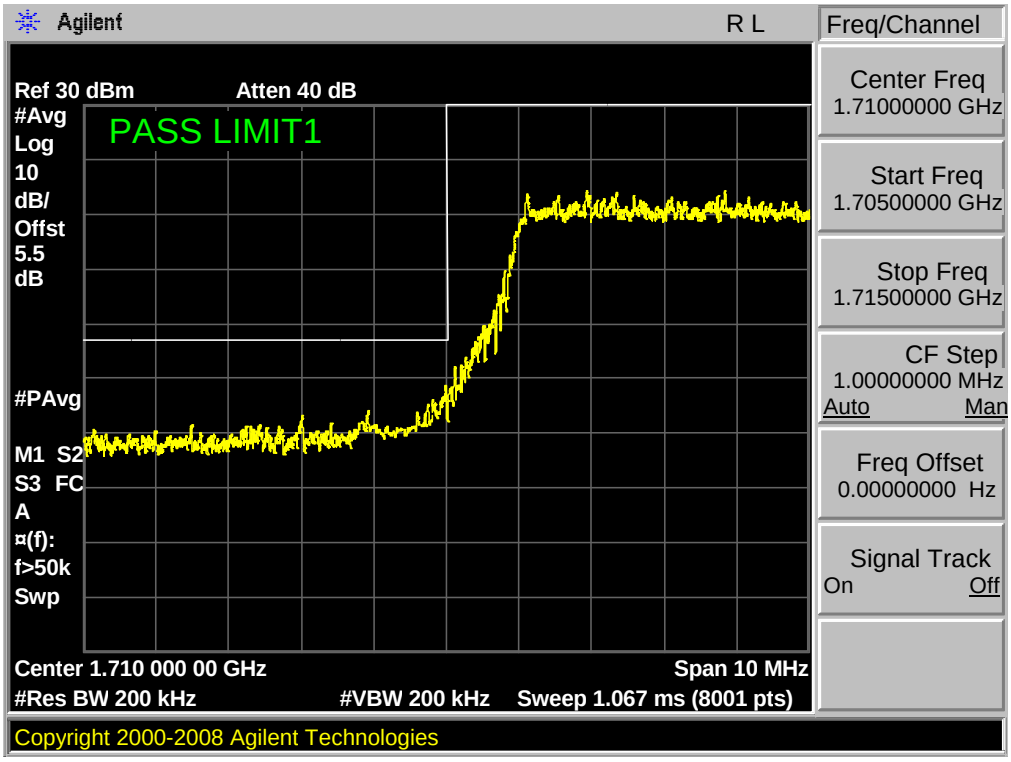

Band 4,UL Channel 20050,UL Frequency 1720.0,BW 20.0,NO. RB 100,RB POS. Low,QPSK

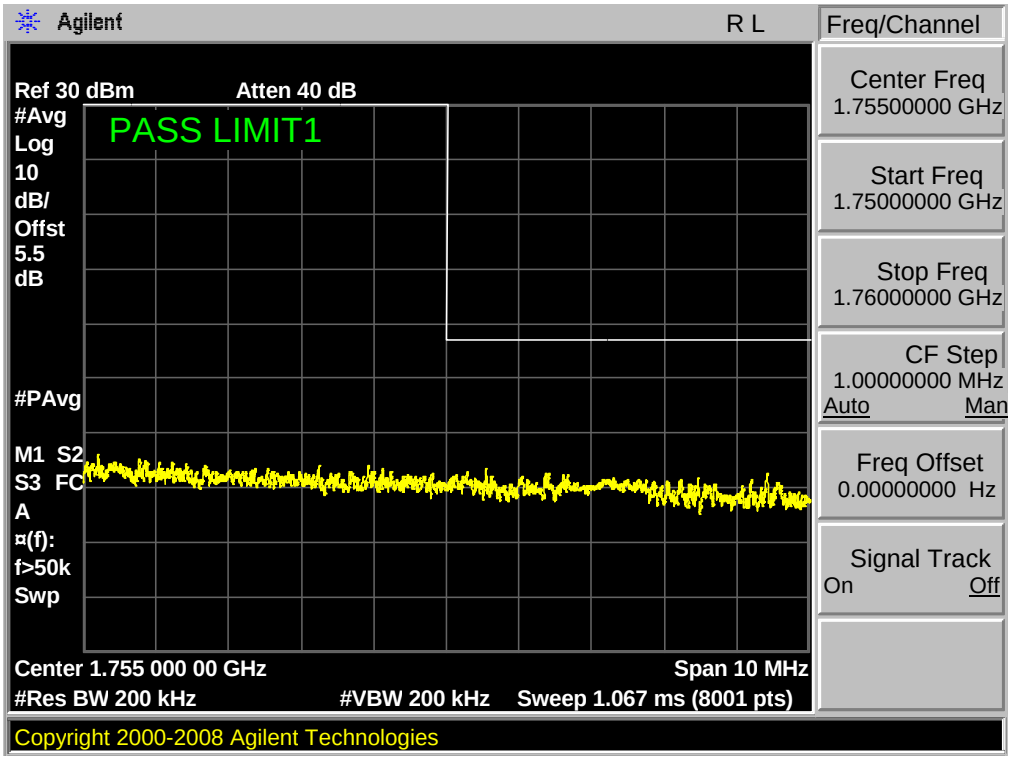

Band 4,UL Channel 20050,UL Frequency 1720.0,BW 20.0,NO. RB 100,RB POS. Low,16QAM

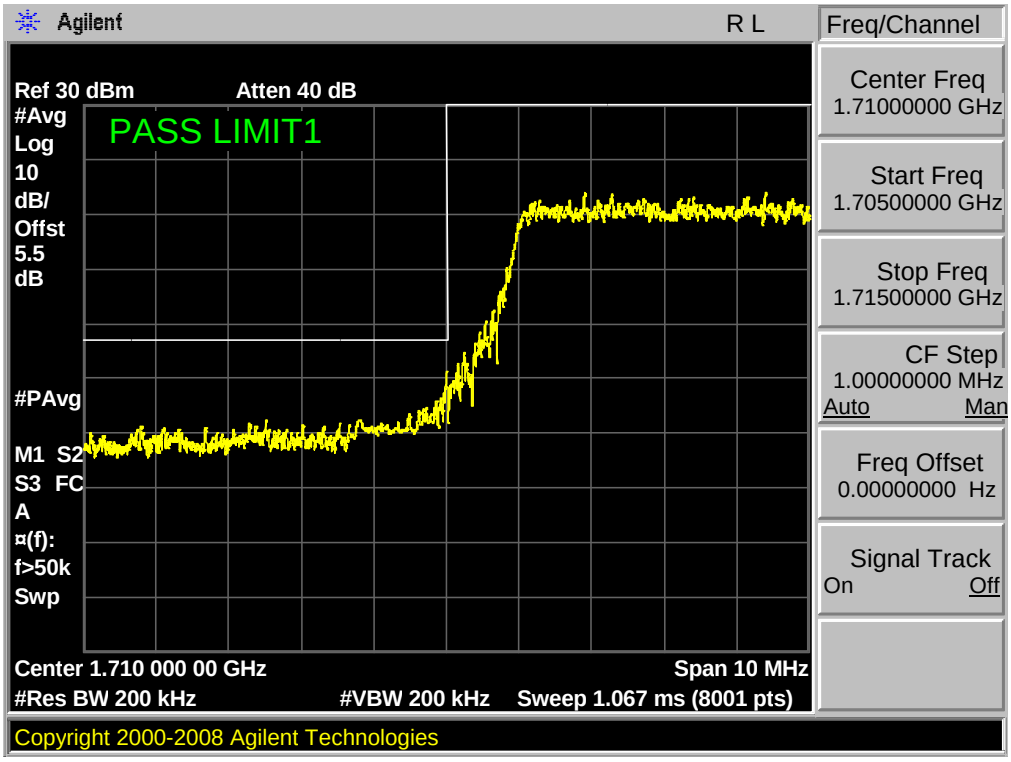

Band 4,UL Channel 20050,UL Frequency 1720.0,BW 20.0,NO. RB 100,RB POS. Low,16QAM

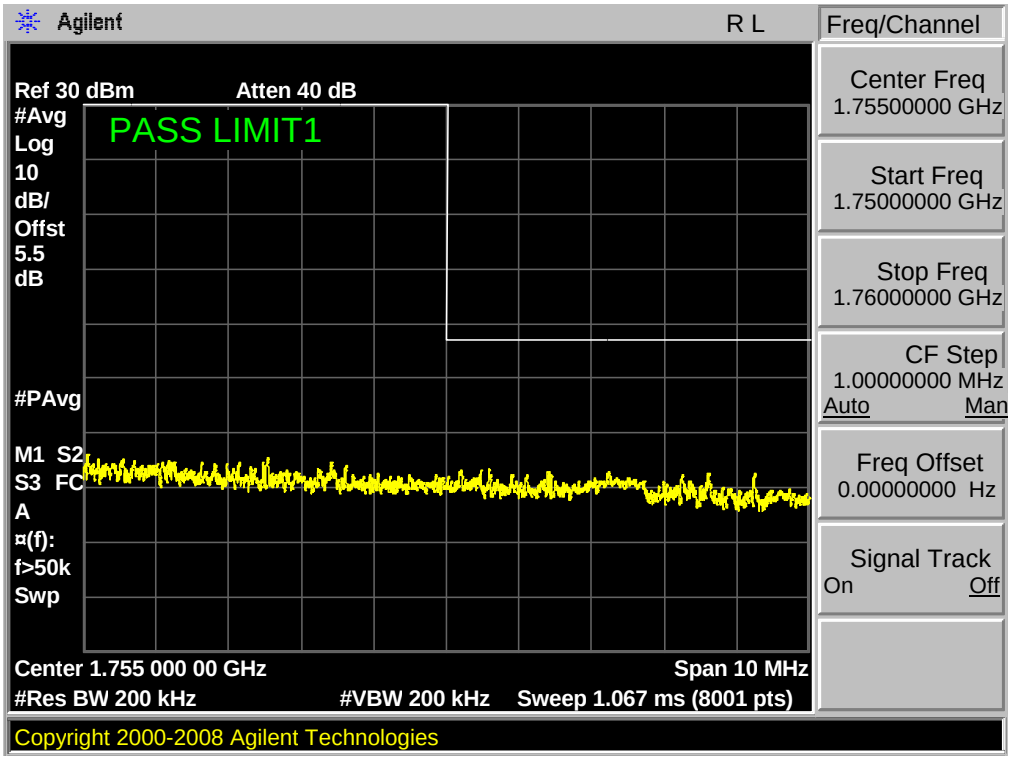

Band 4,UL Channel 20300,UL Frequency 1745.0,BW 20.0,NO. RB 100,RB POS. Low,QPSK

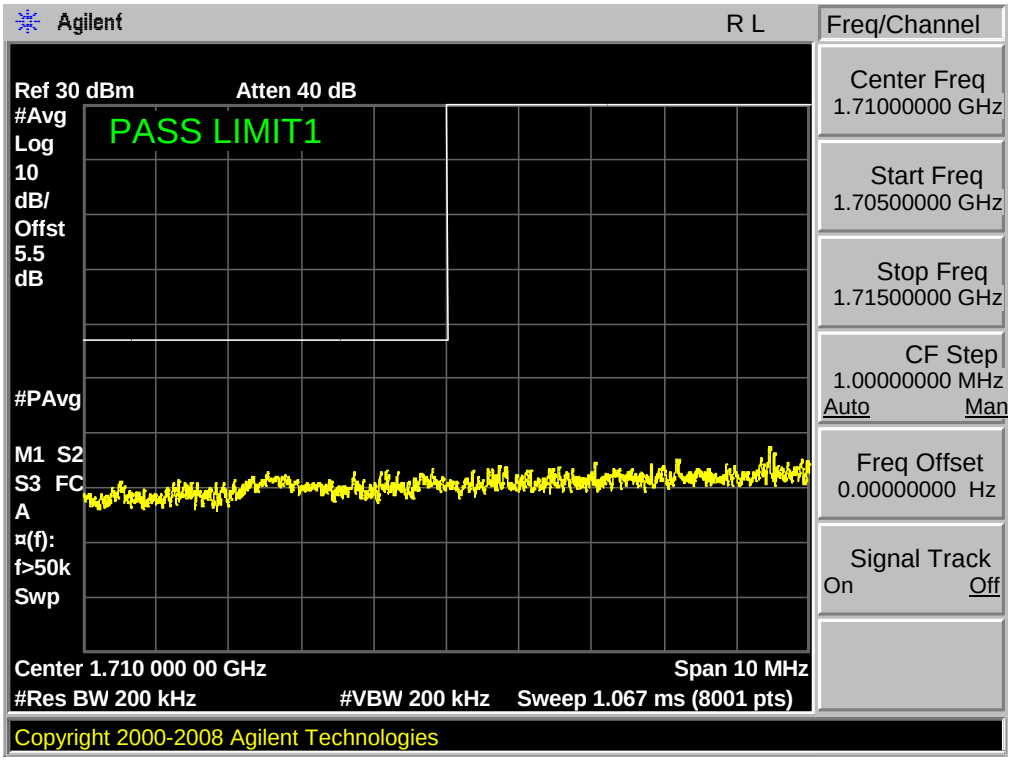

Band 4,UL Channel 20300,UL Frequency 1745.0,BW 20.0,NO. RB 100,RB POS. Low,QPSK

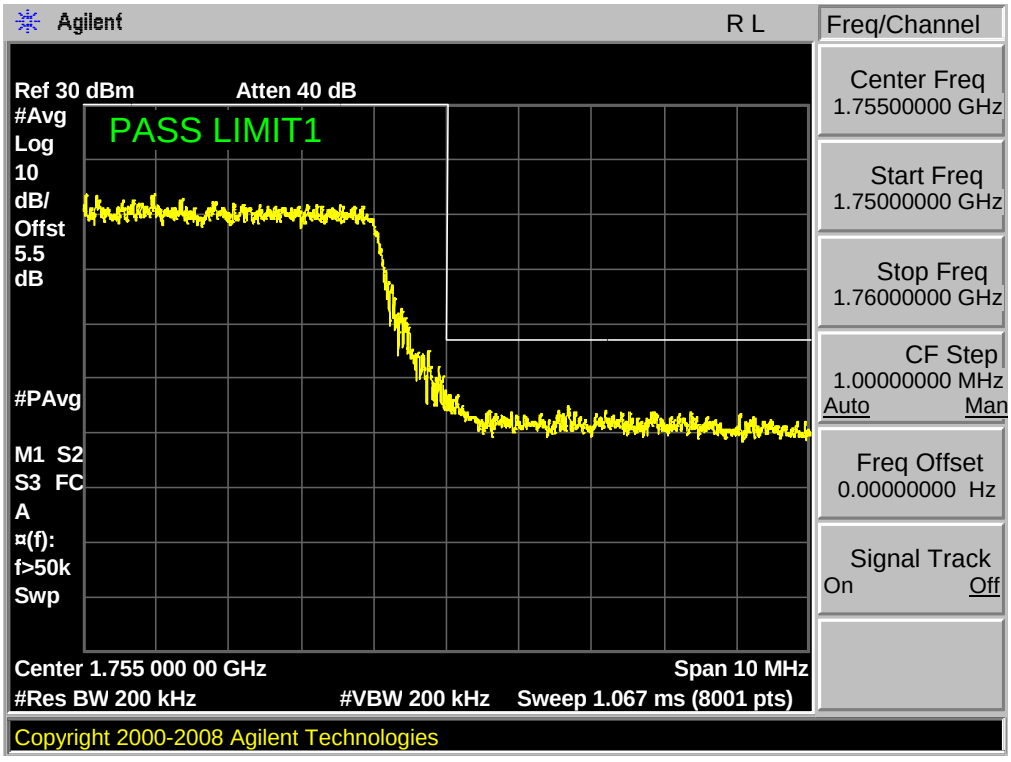

Band 4,UL Channel 20300,UL Frequency 1745.0,BW 20.0,NO. RB 100,RB POS. Low,16QAM

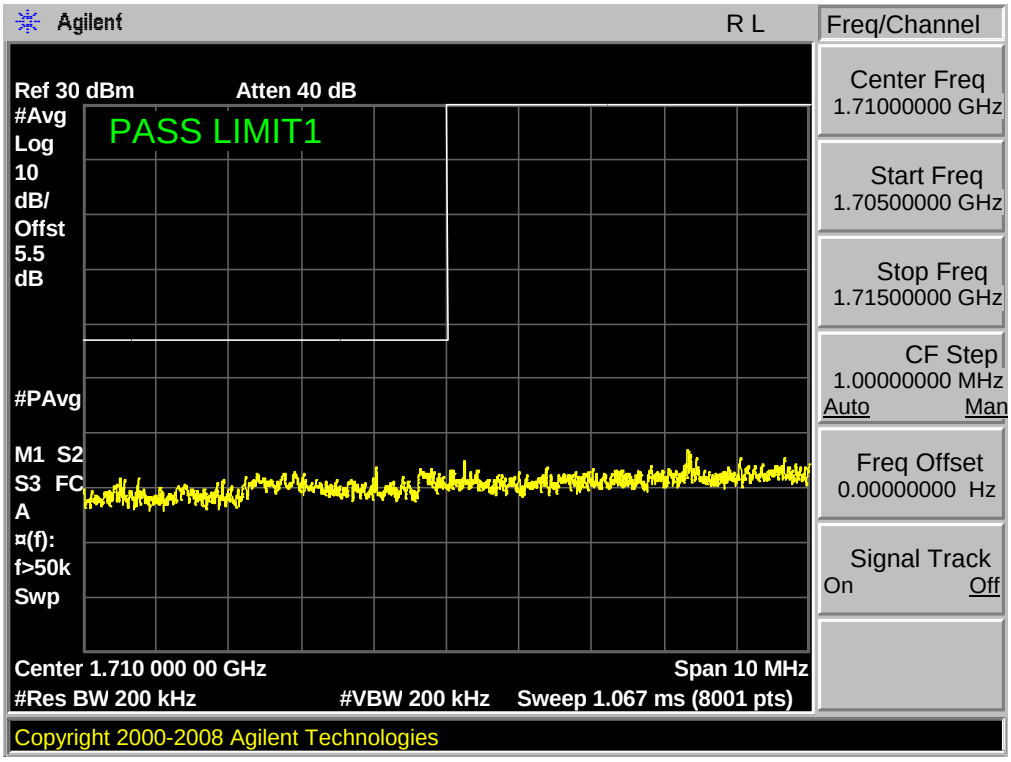

Band 4,UL Channel 20300,UL Frequency 1745.0,BW 20.0,NO. RB 100,RB POS. Low,16QAM

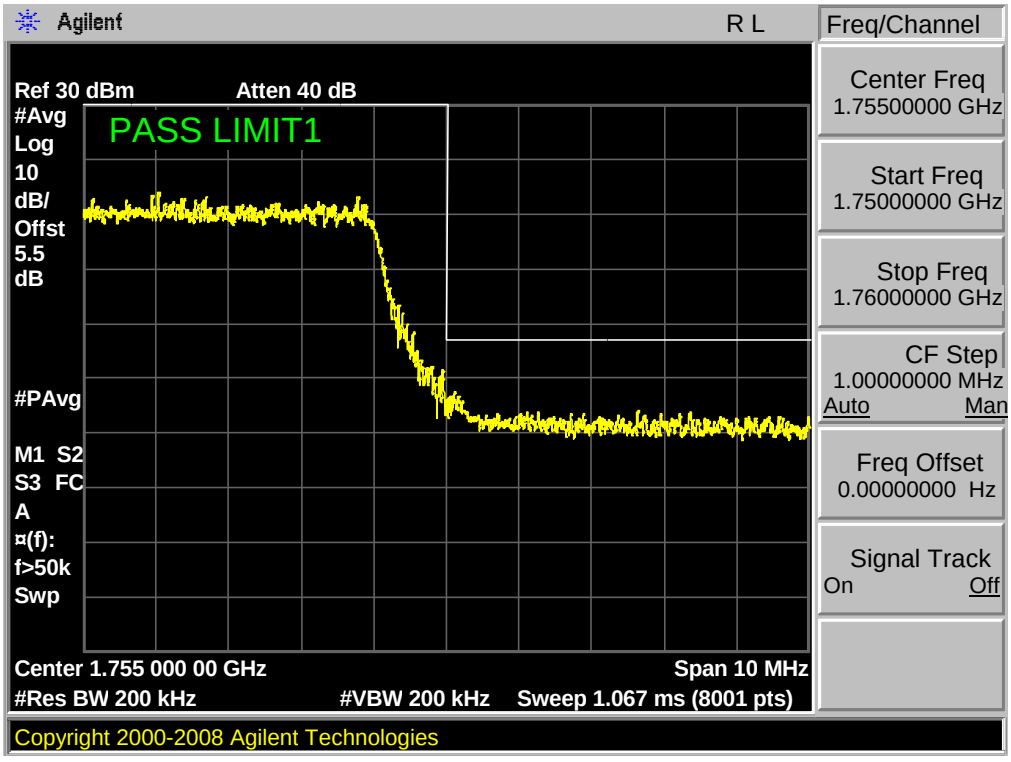

6.1.3. LTE BAND 7

Band 7,UL Channel 20775,UL Frequency 2502.5,BW 5.0,NO. RB 25,RB POS. Low,QPSK

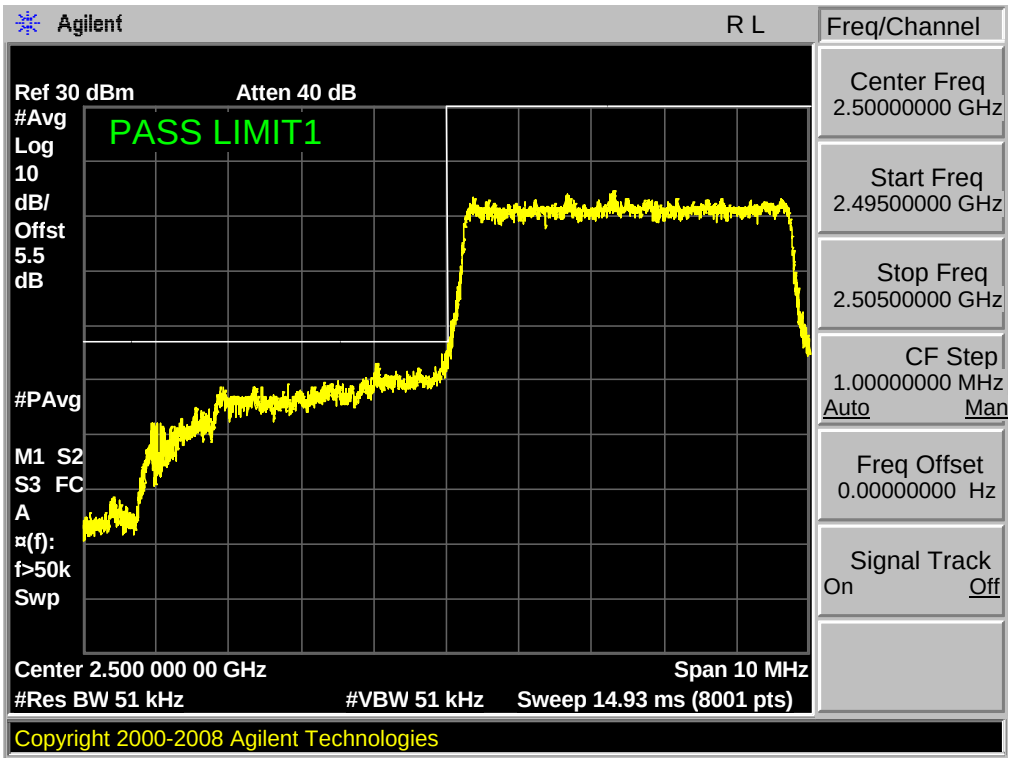

Band 7,UL Channel 20775,UL Frequency 2502.5,BW 5.0,NO. RB 25,RB POS. Low,QPSK

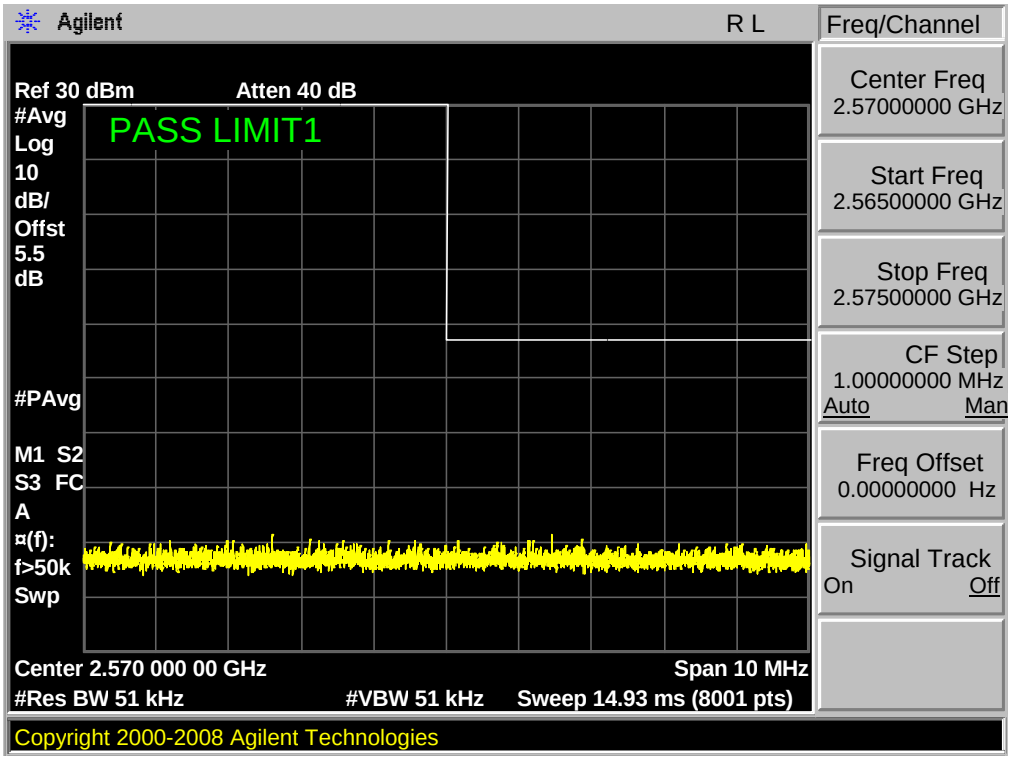

Band 7,UL Channel 20775,UL Frequency 2502.5,BW 5.0,NO. RB 25,RB POS. Low,16QAM

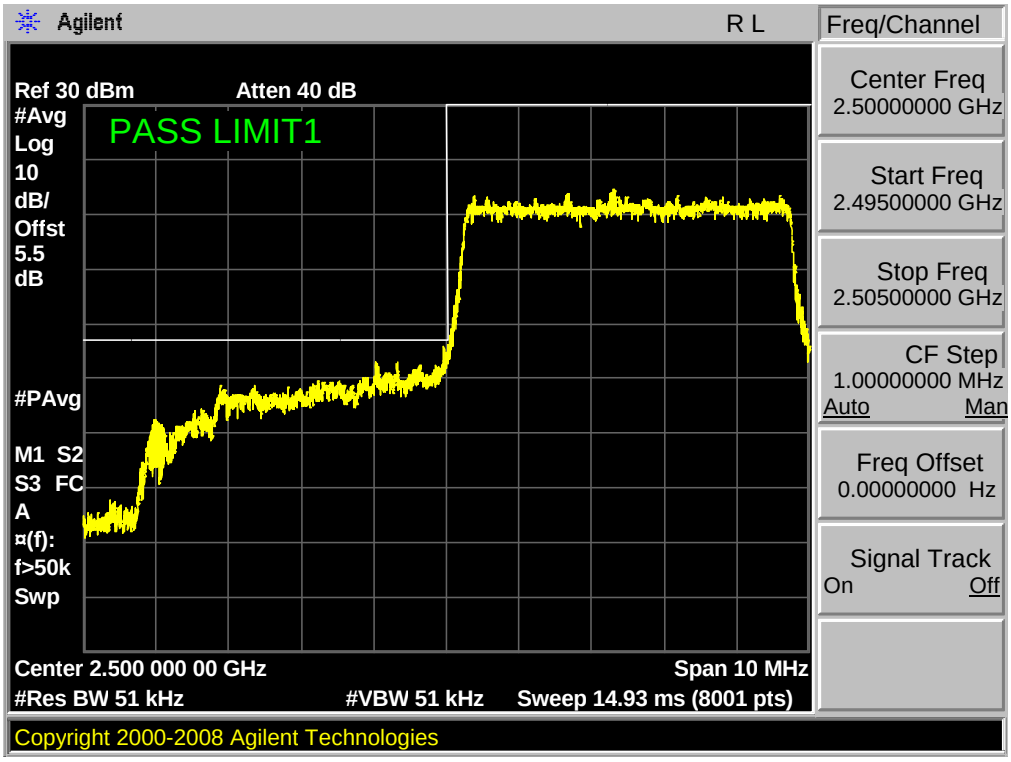

Band 7,UL Channel 20775,UL Frequency 2502.5,BW 5.0,NO. RB 25,RB POS. Low,16QAM

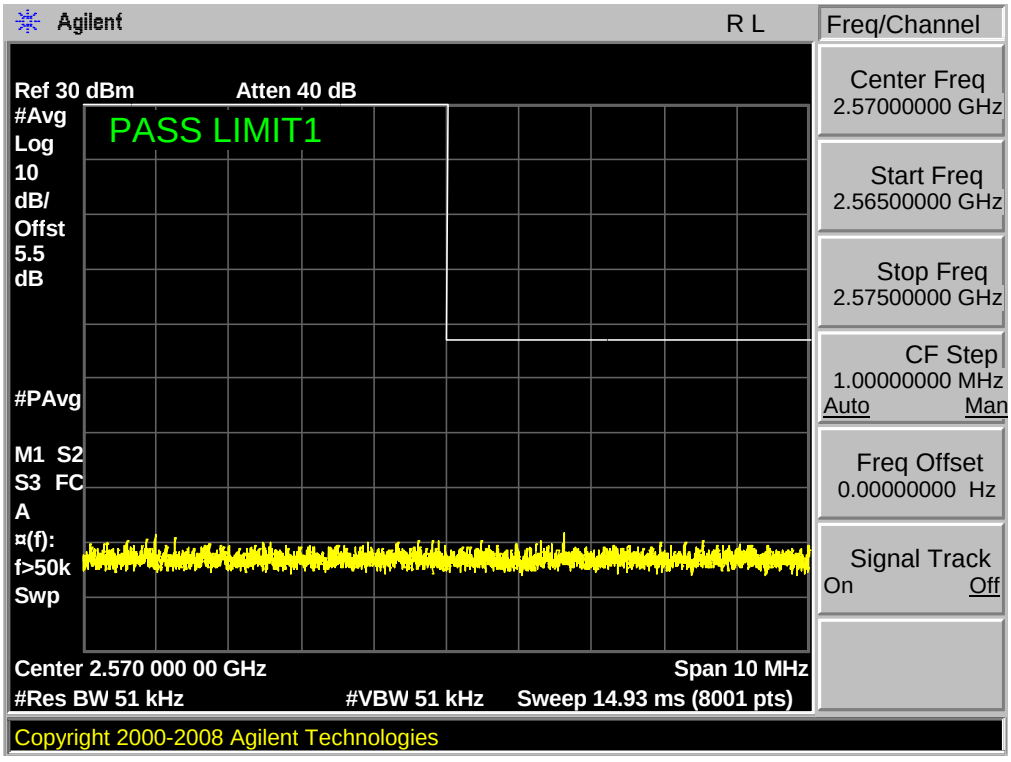

Band 7,UL Channel 21425,UL Frequency 2567.5,BW 5.0,NO. RB 25,RB POS. Low,QPSK

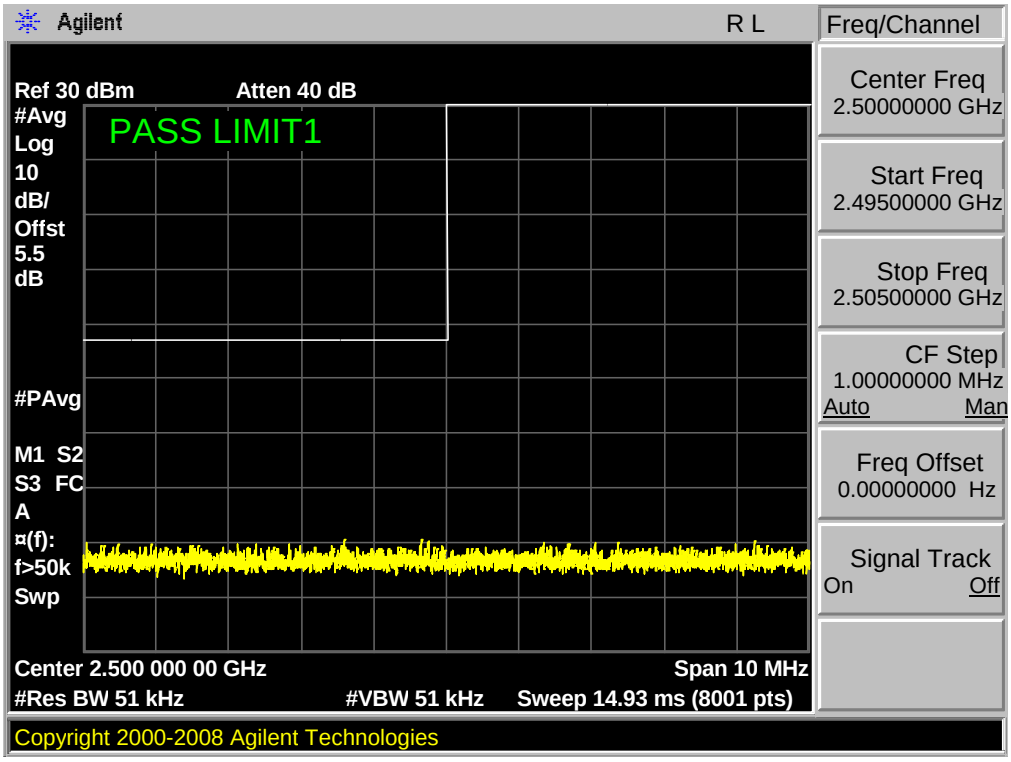

Band 7,UL Channel 21425,UL Frequency 2567.5,BW 5.0,NO. RB 25,RB POS. Low,QPSK

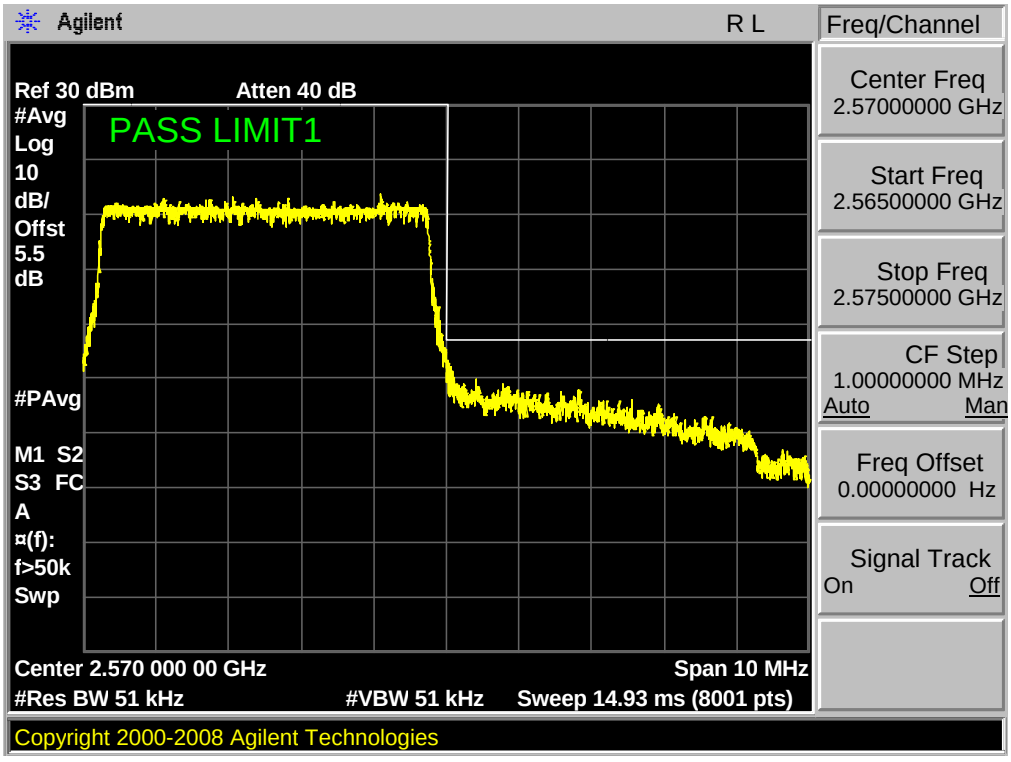

Band 7,UL Channel 21425,UL Frequency 2567.5,BW 5.0,NO. RB 25,RB POS. Low,16QAM

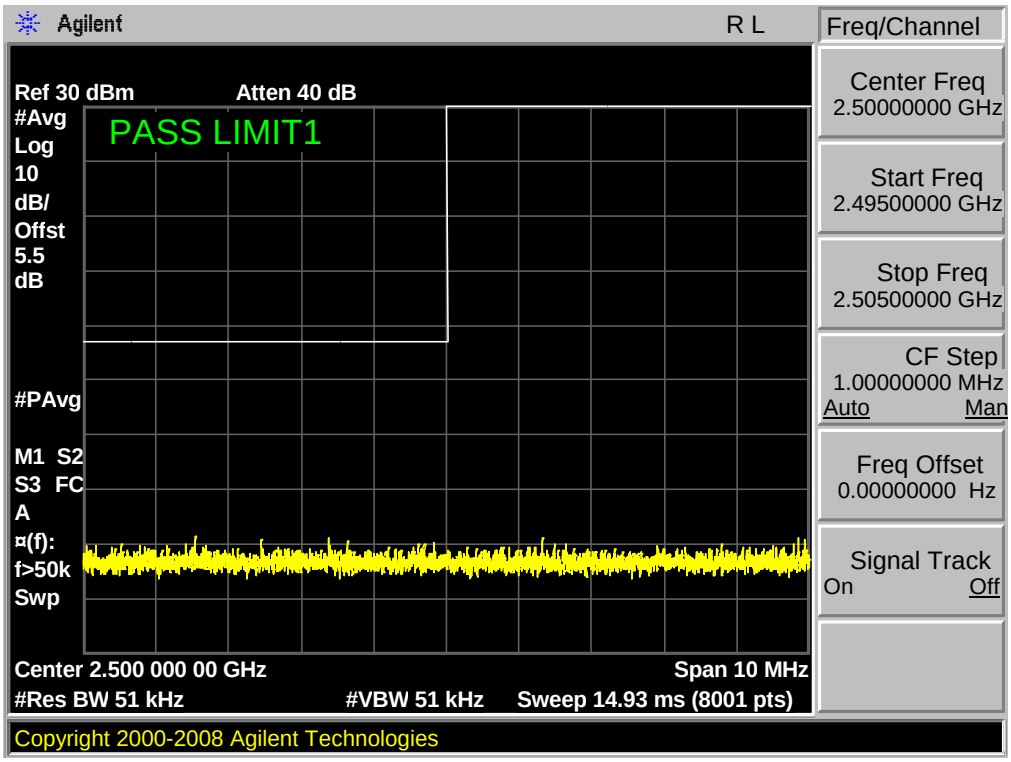

Band 7,UL Channel 21425,UL Frequency 2567.5,BW 5.0,NO. RB 25,RB POS. Low,16QAM

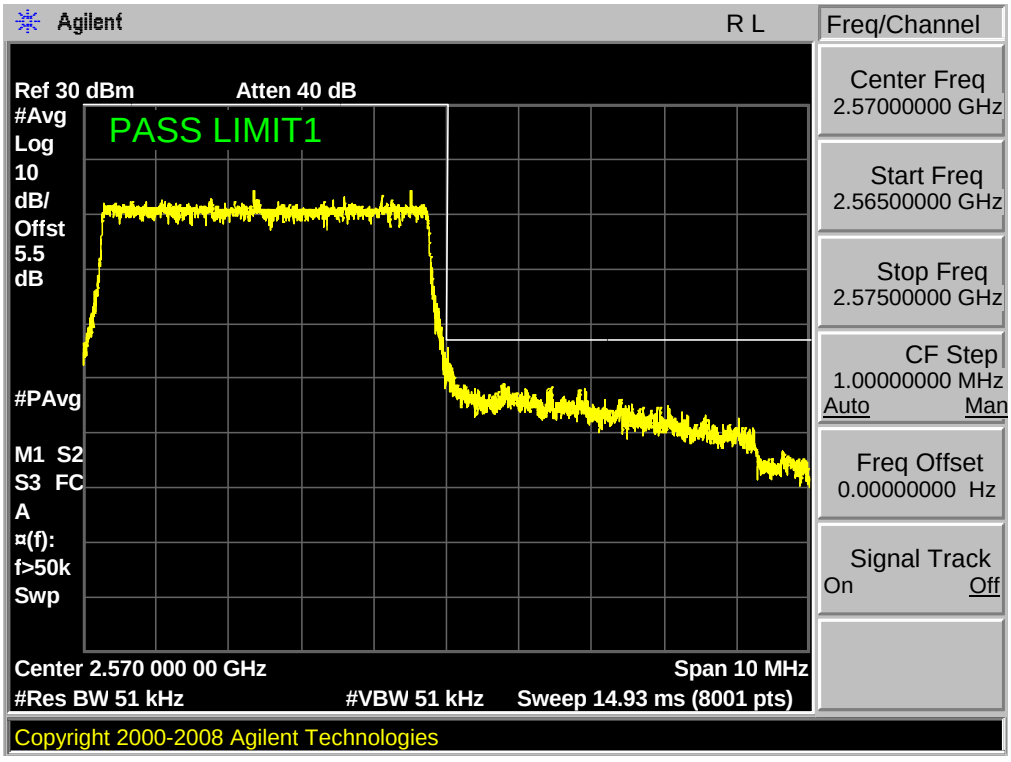

Band 7,UL Channel 20800,UL Frequency 2505.0,BW 10.0,NO. RB 50,RB POS. Low,QPSK

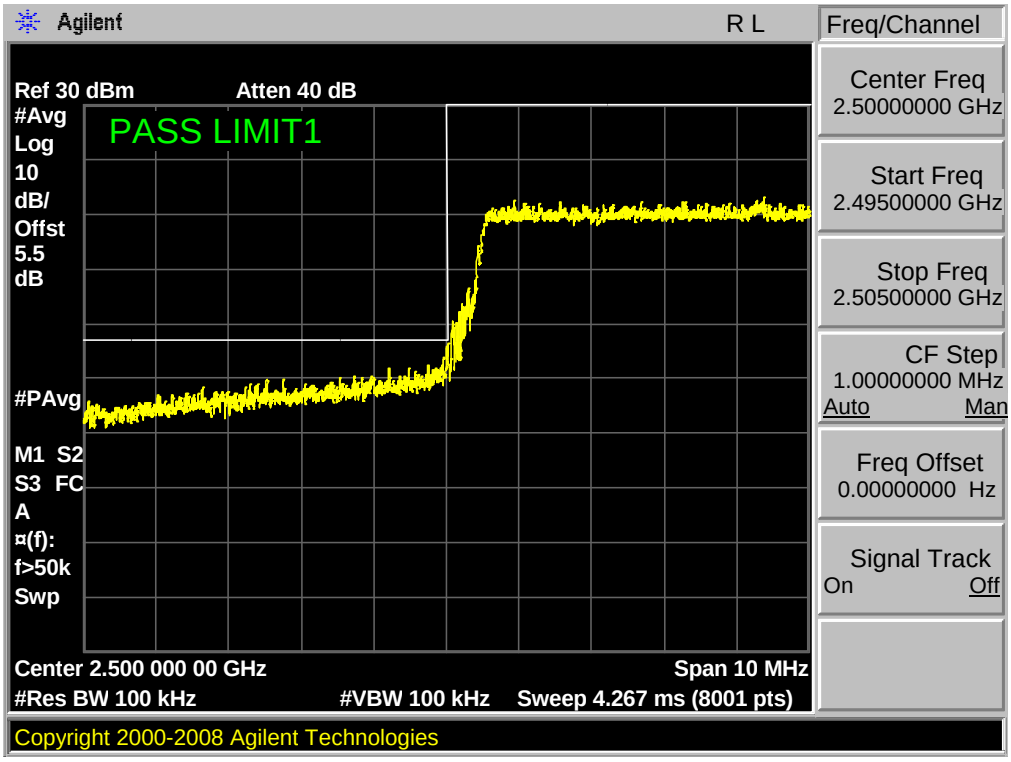

Band 7,UL Channel 20800,UL Frequency 2505.0,BW 10.0,NO. RB 50,RB POS. Low,QPSK

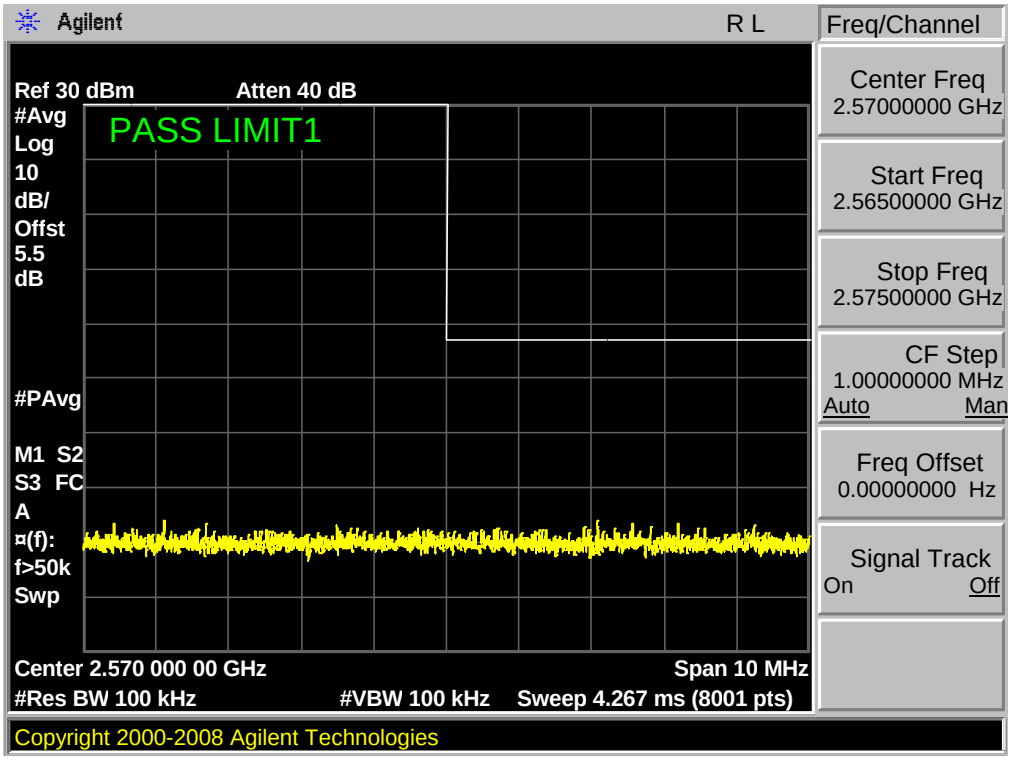

Band 7,UL Channel 20800,UL Frequency 2505.0,BW 10.0,NO. RB 50,RB POS. Low,16QAM

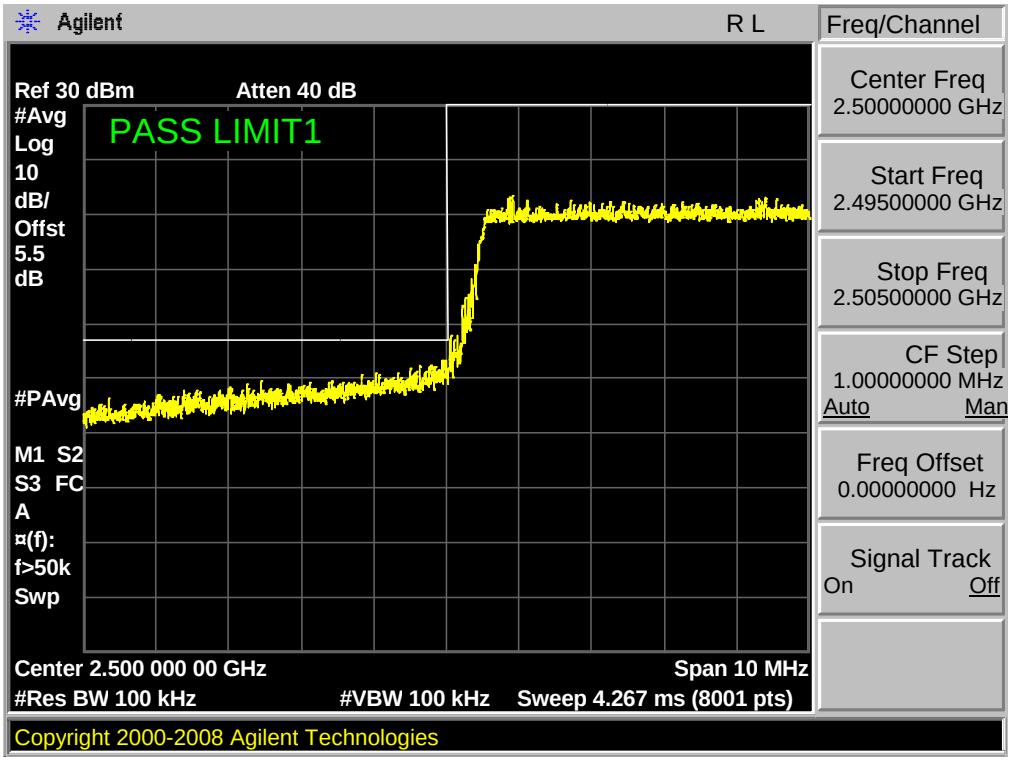

Band 7,UL Channel 20800,UL Frequency 2505.0,BW 10.0,NO. RB 50,RB POS. Low,16QAM

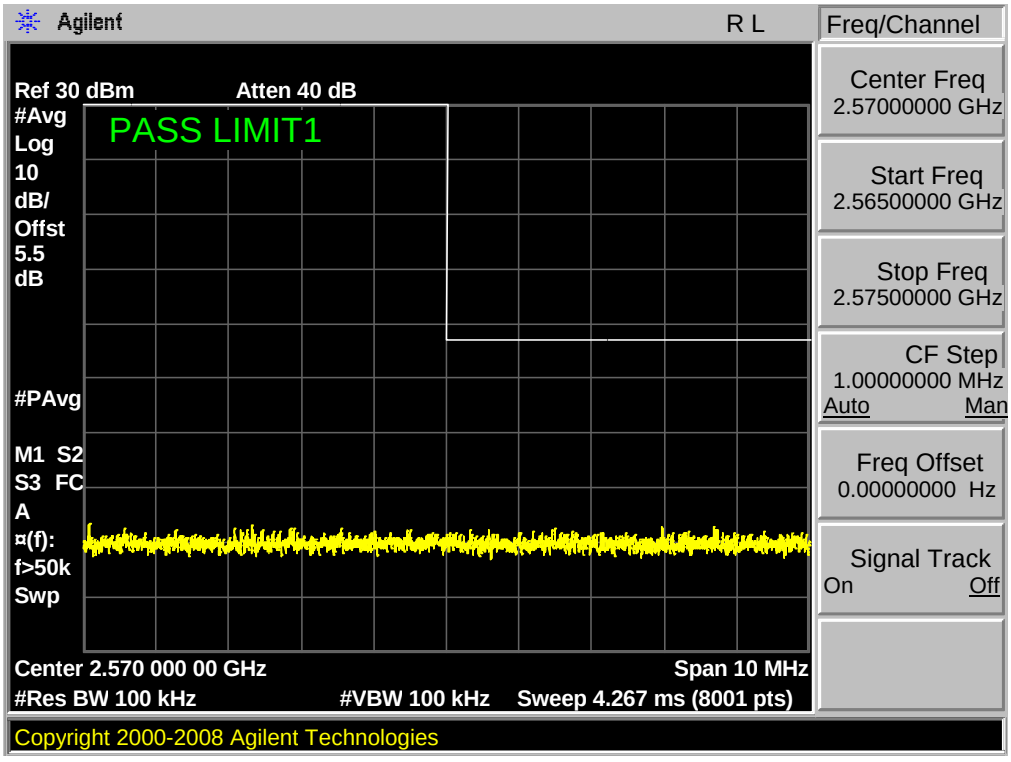

Band 7,UL Channel 21400,UL Frequency 2565.0,BW 10.0,NO. RB 50,RB POS. Low,QPSK

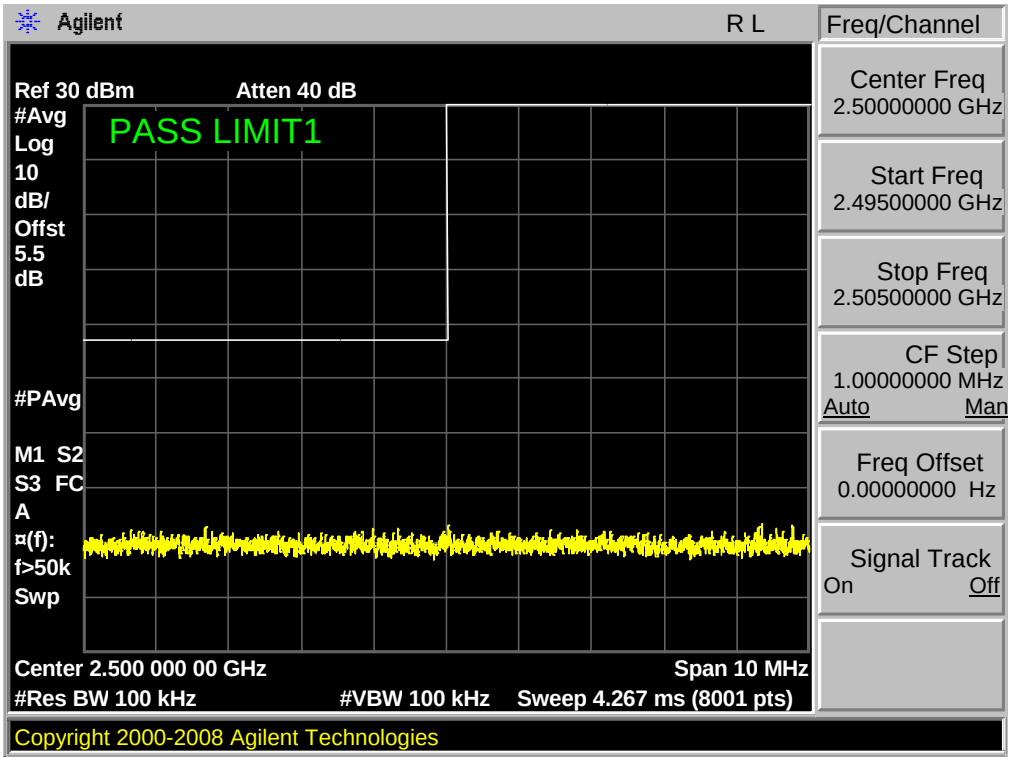

Band 7,UL Channel 21400,UL Frequency 2565.0,BW 10.0,NO. RB 50,RB POS. Low,QPSK

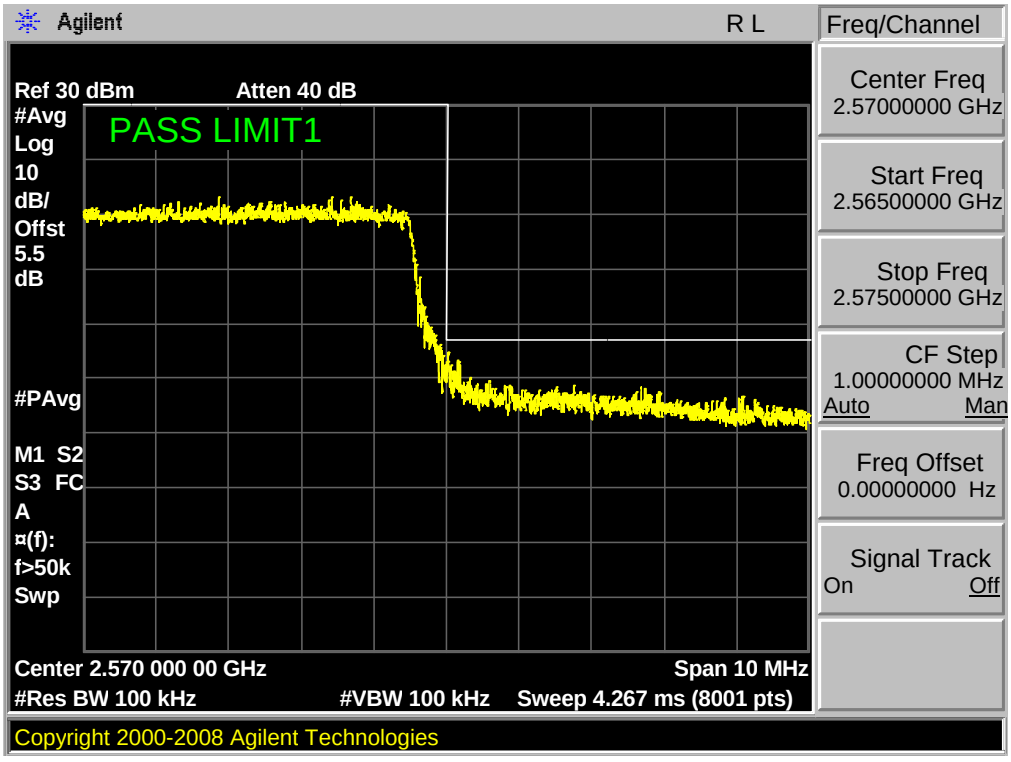

Band 7,UL Channel 21400,UL Frequency 2565.0,BW 10.0,NO. RB 50,RB POS. Low,16QAM

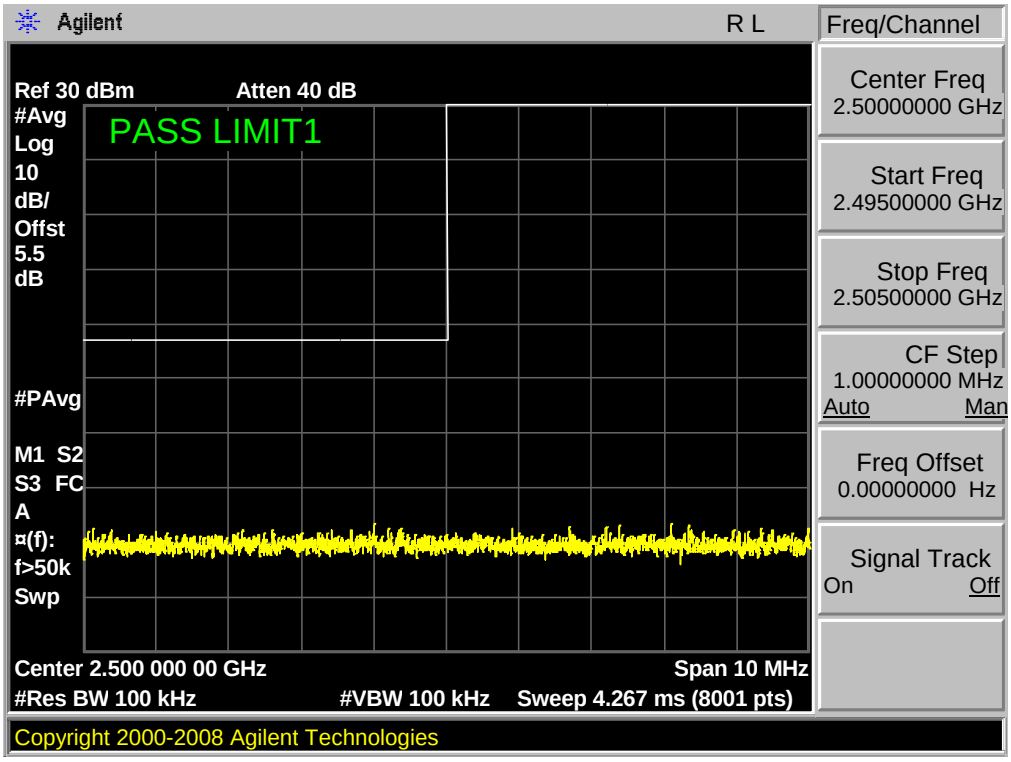

Band 7,UL Channel 21400,UL Frequency 2565.0,BW 10.0,NO. RB 50,RB POS. Low,16QAM

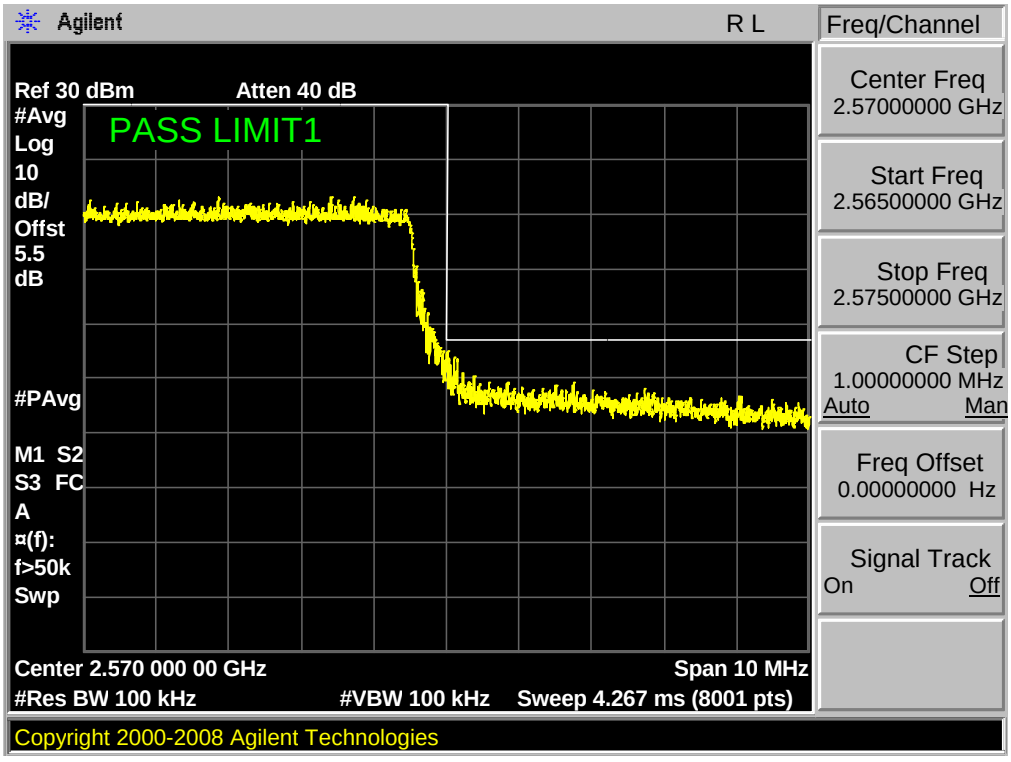

Band 7,UL Channel 20825,UL Frequency 2507.5,BW 15.0,NO. RB 75,RB POS. Low,QPSK

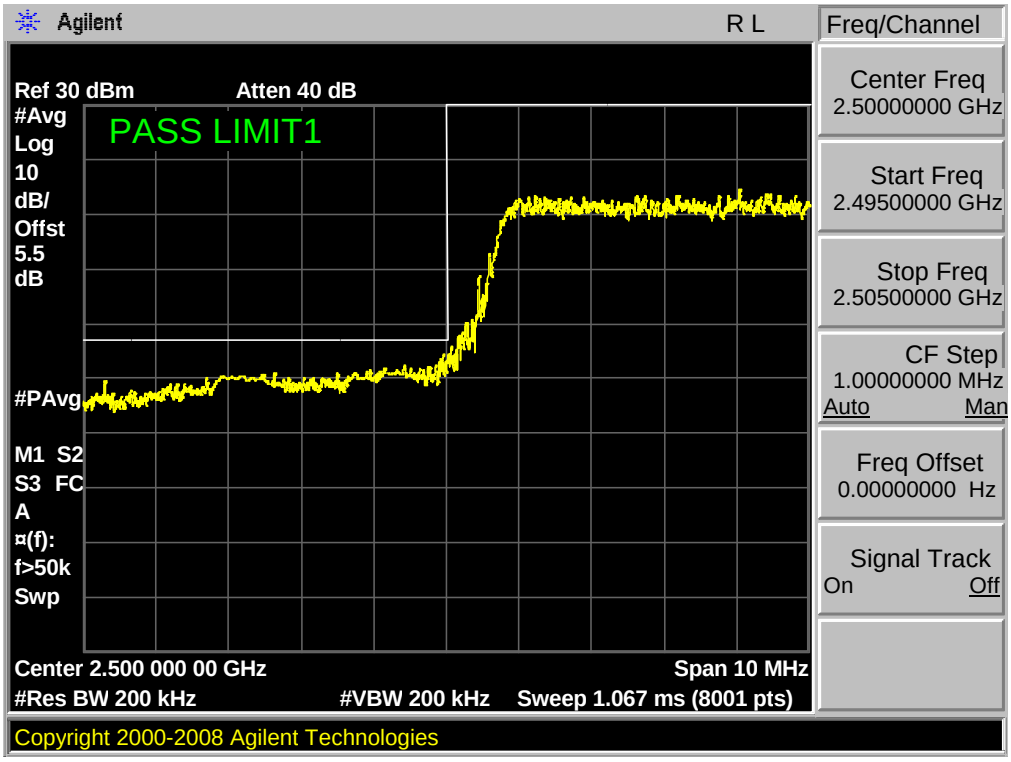

Band 7,UL Channel 20825,UL Frequency 2507.5,BW 15.0,NO. RB 75,RB POS. Low,QPSK

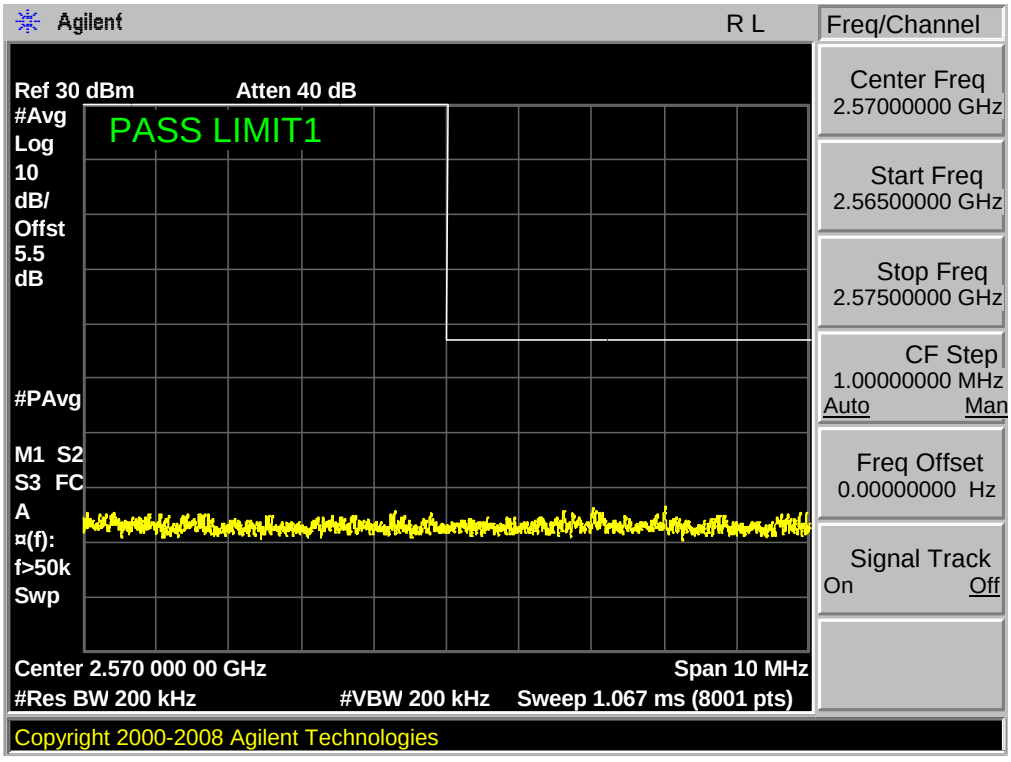

Band 7,UL Channel 20825,UL Frequency 2507.5,BW 15.0,NO. RB 75,RB POS. Low,16QAM

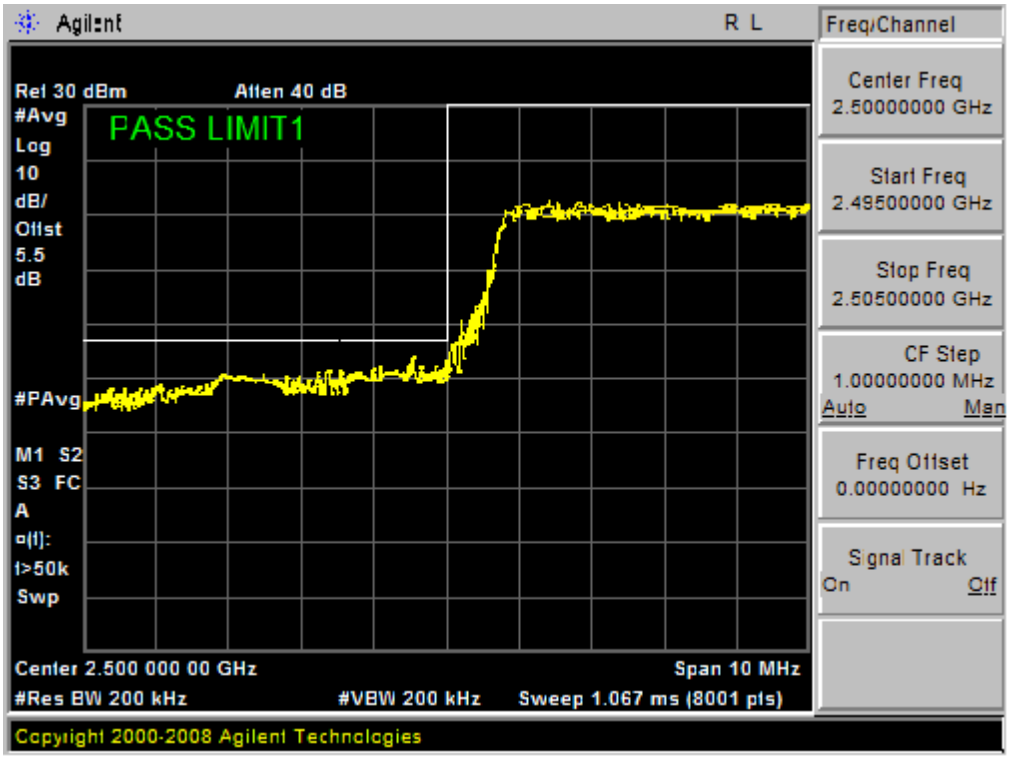

Band 7,UL Channel 20825,UL Frequency 2507.5,BW 15.0,NO. RB 75,RB POS. Low,16QAM

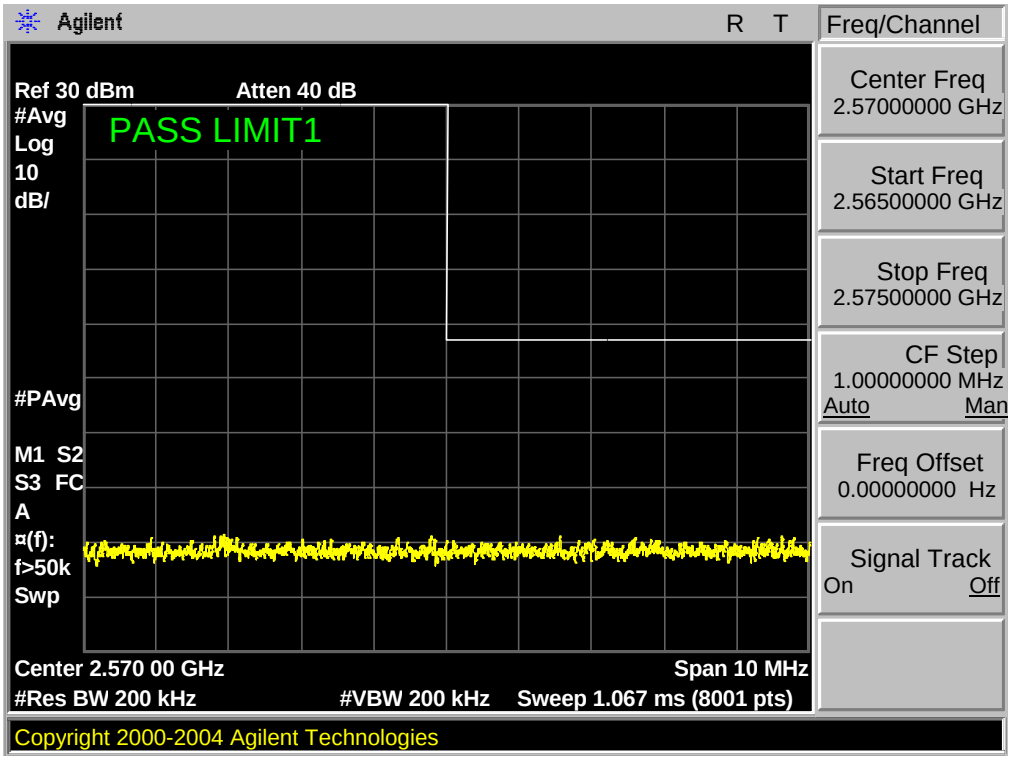

Band 7,UL Channel 21375,UL Frequency 2562.5,BW 15.0,NO. RB 75,RB POS. Low,QPSK

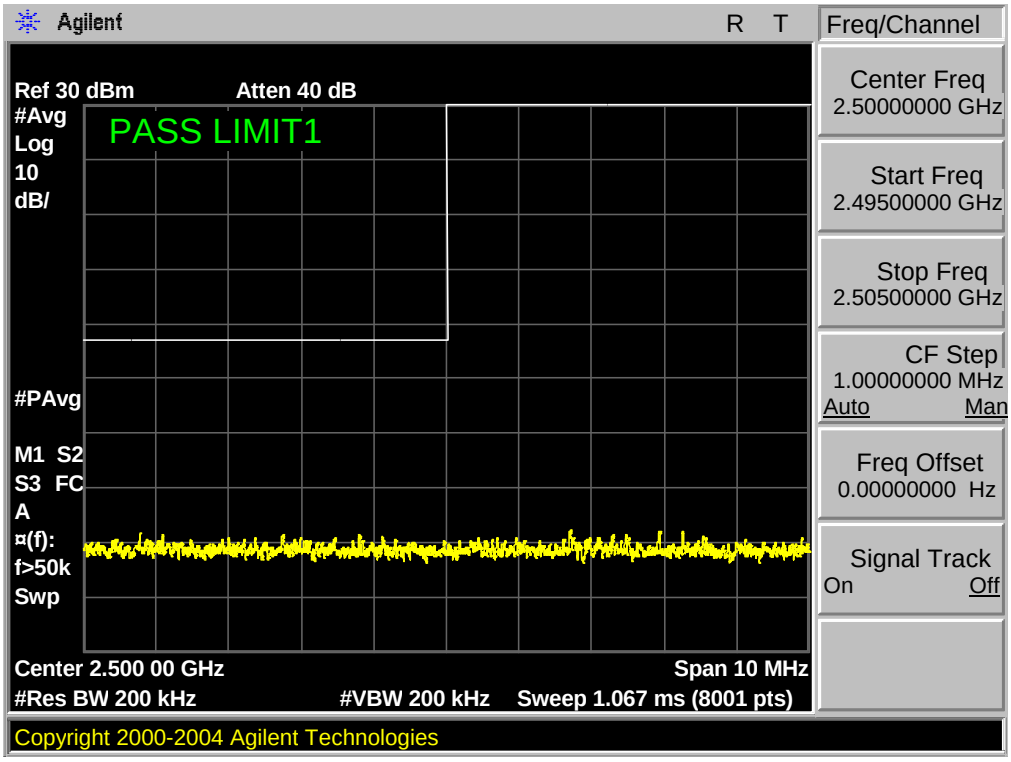

Band 7,UL Channel 21375,UL Frequency 2562.5,BW 15.0,NO. RB 75,RB POS. Low,QPSK

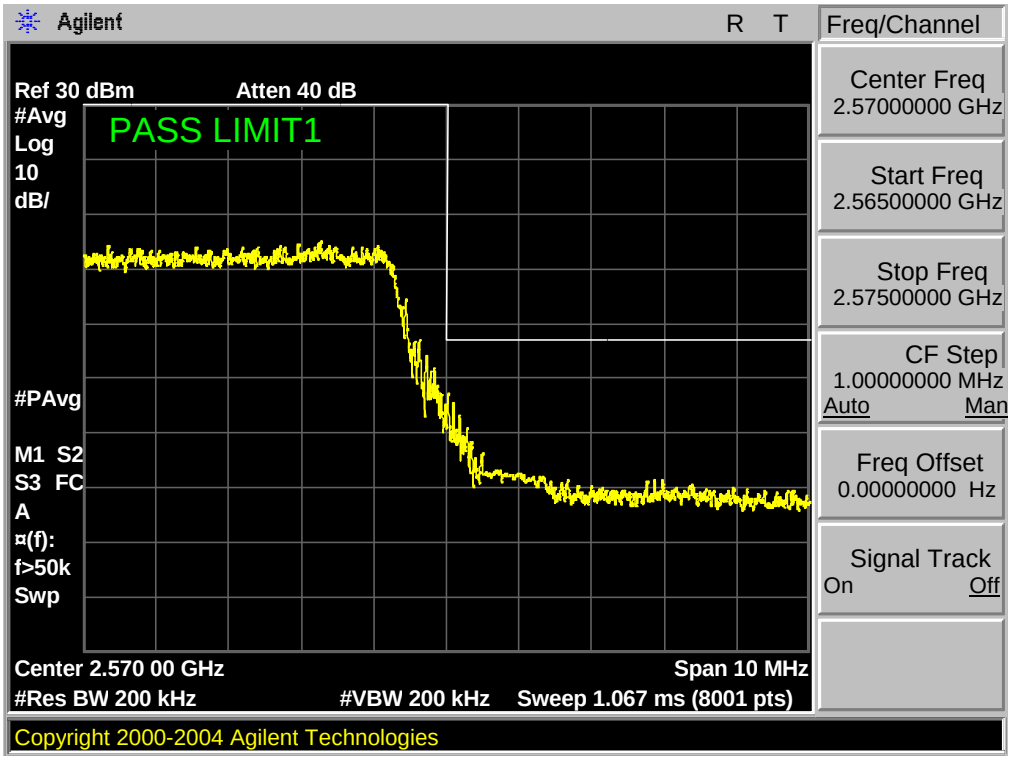

Band 7,UL Channel 21375,UL Frequency 2562.5,BW 15.0,NO. RB 75,RB POS. Low,16QAM

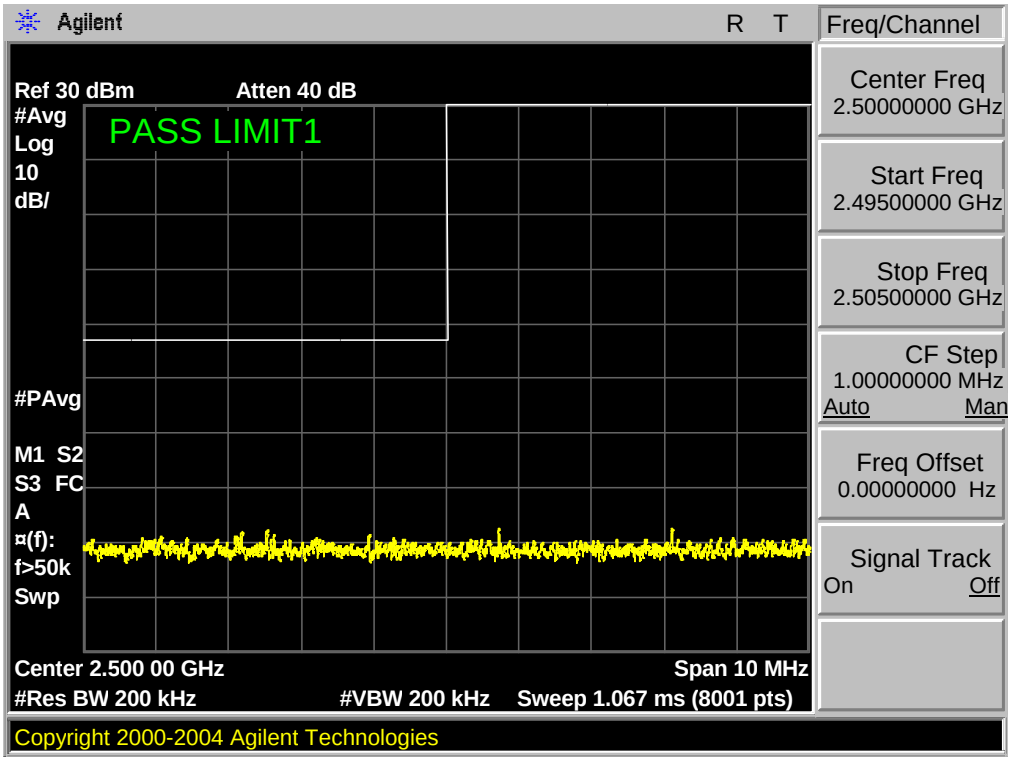

Band 7,UL Channel 21375,UL Frequency 2562.5,BW 15.0,NO. RB 75,RB POS. Low,16QAM

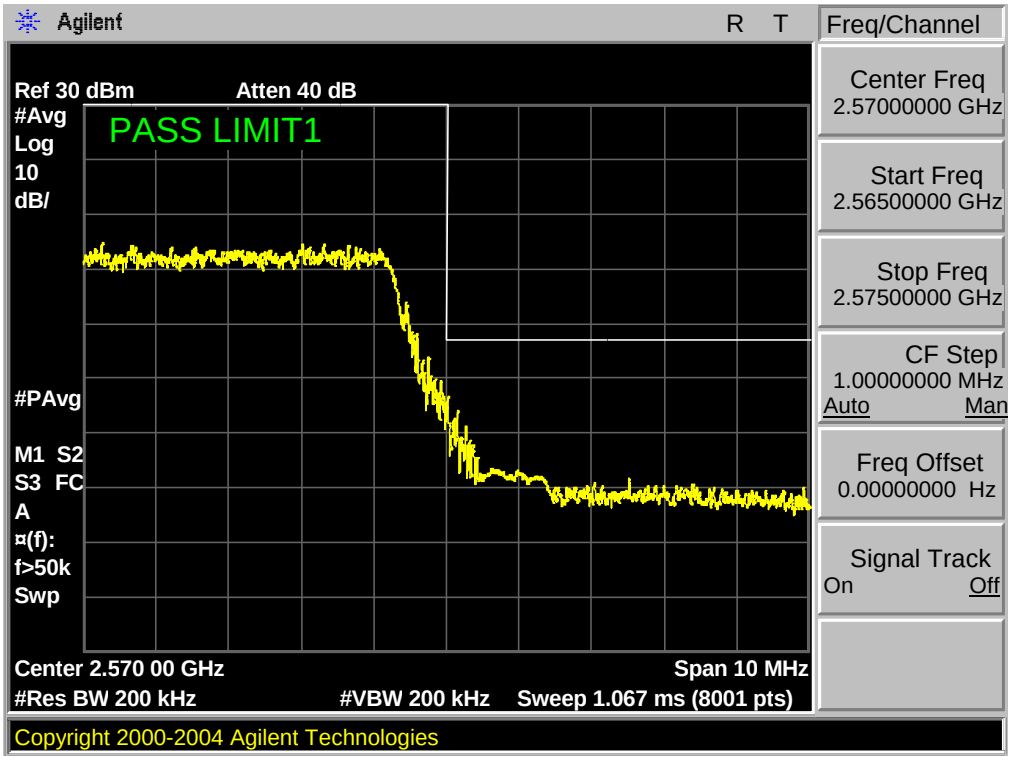

Band 7,UL Channel 20850,UL Frequency 2510.0,BW 20.0,NO. RB 100,RB POS. Low,QPSK

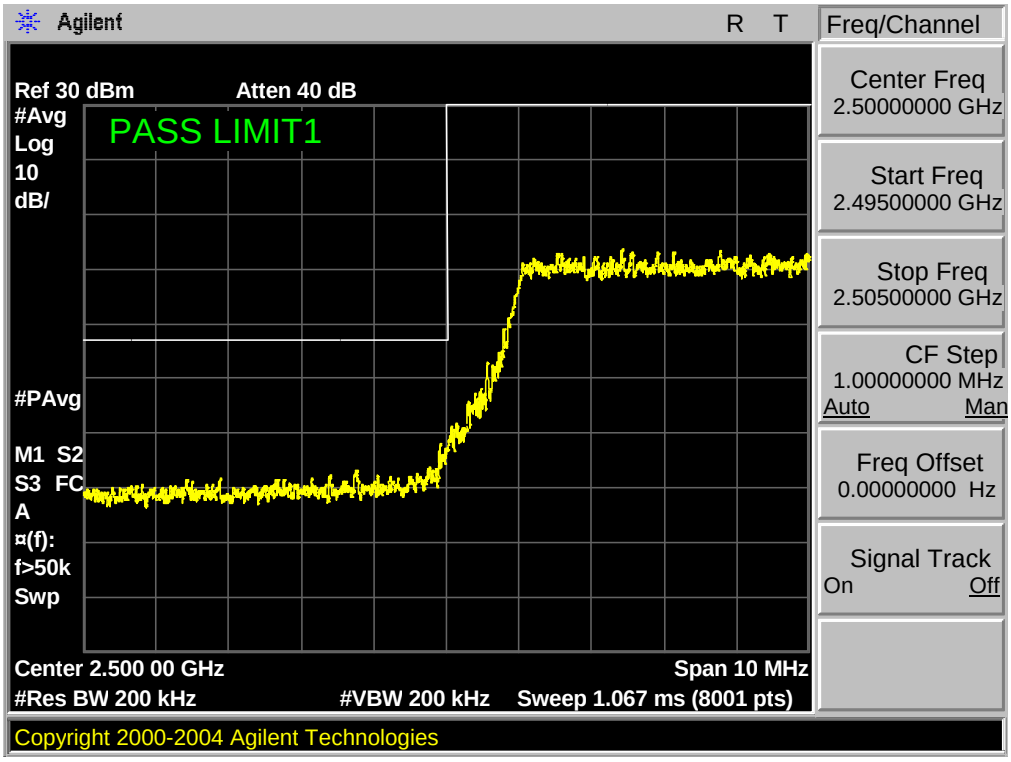

Band 7,UL Channel 20850,UL Frequency 2510.0,BW 20.0,NO. RB 100,RB POS. Low,QPSK

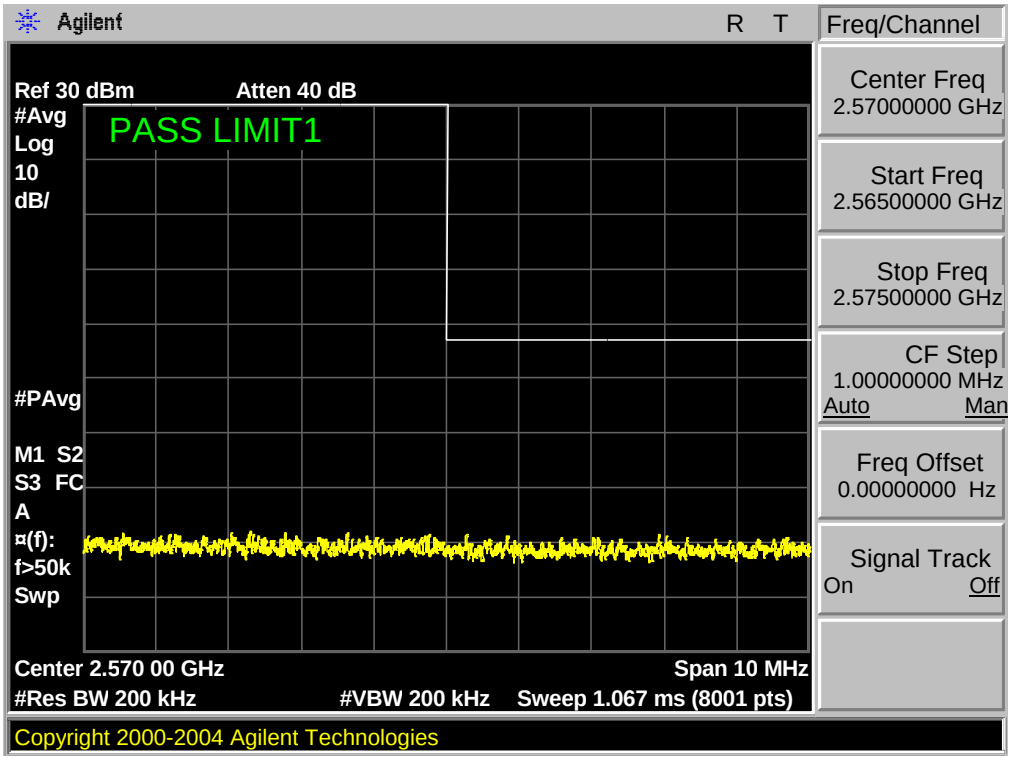

Band 7,UL Channel 20850,UL Frequency 2510.0,BW 20.0,NO. RB 100,RB POS. Low,16QAM

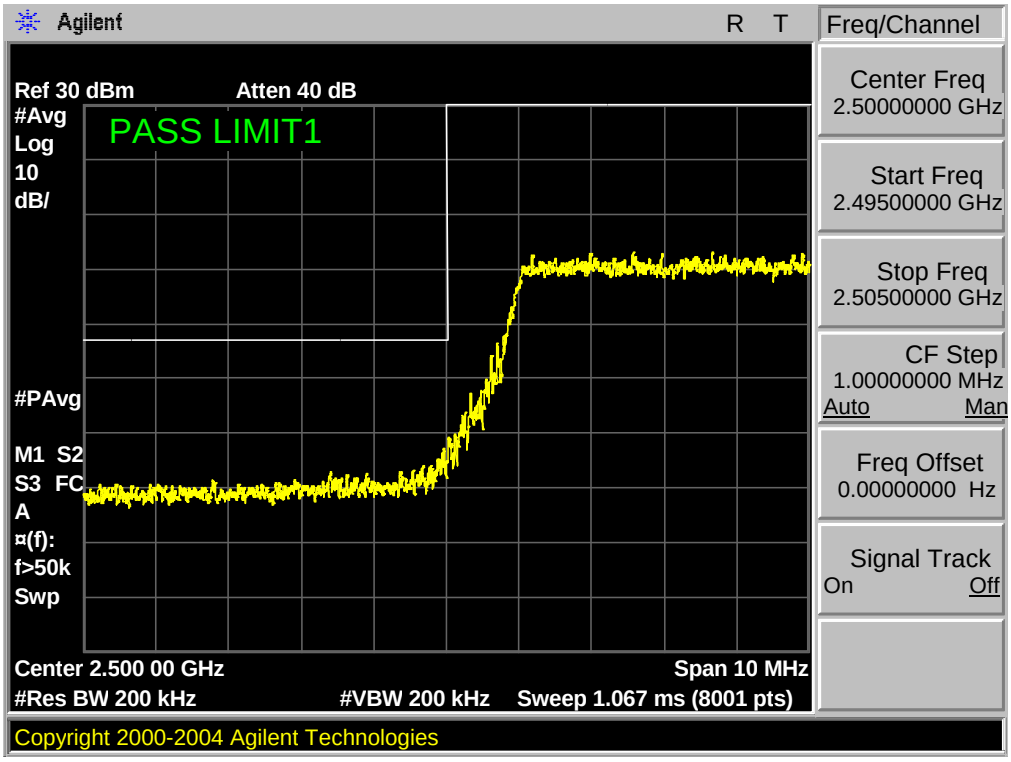

Band 7,UL Channel 20850,UL Frequency 2510.0,BW 20.0,NO. RB 100,RB POS. Low,16QAM

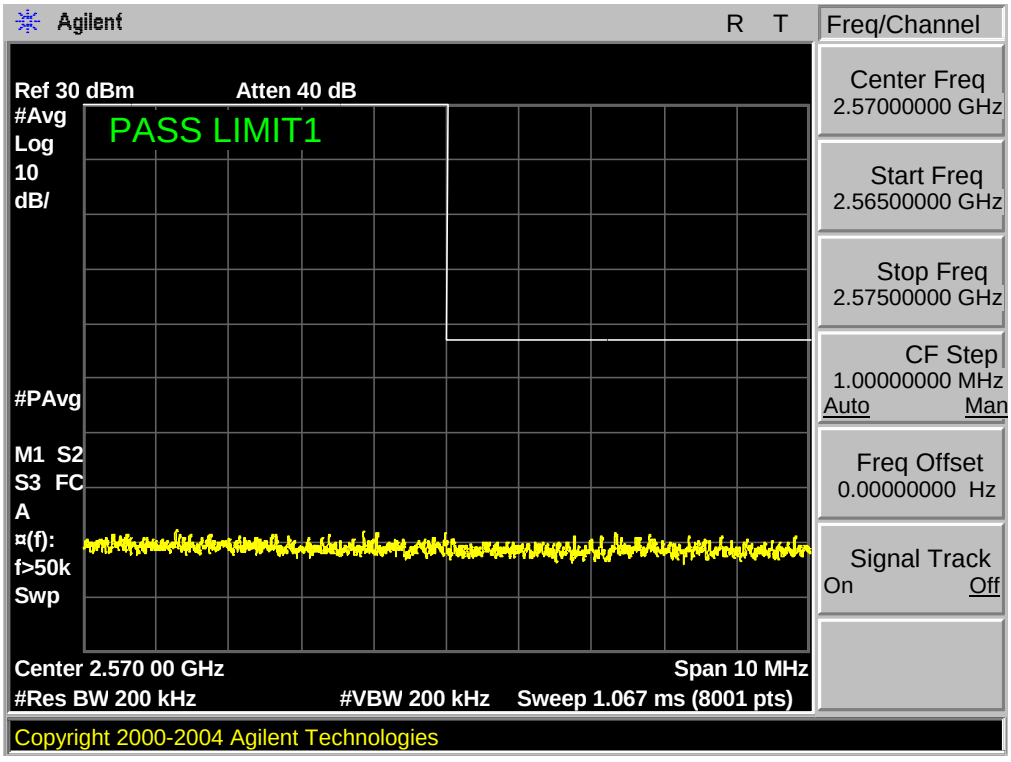

Band 7,UL Channel 21350,UL Frequency 2560.0,BW 20.0,NO. RB 100,RB POS. Low,QPSK

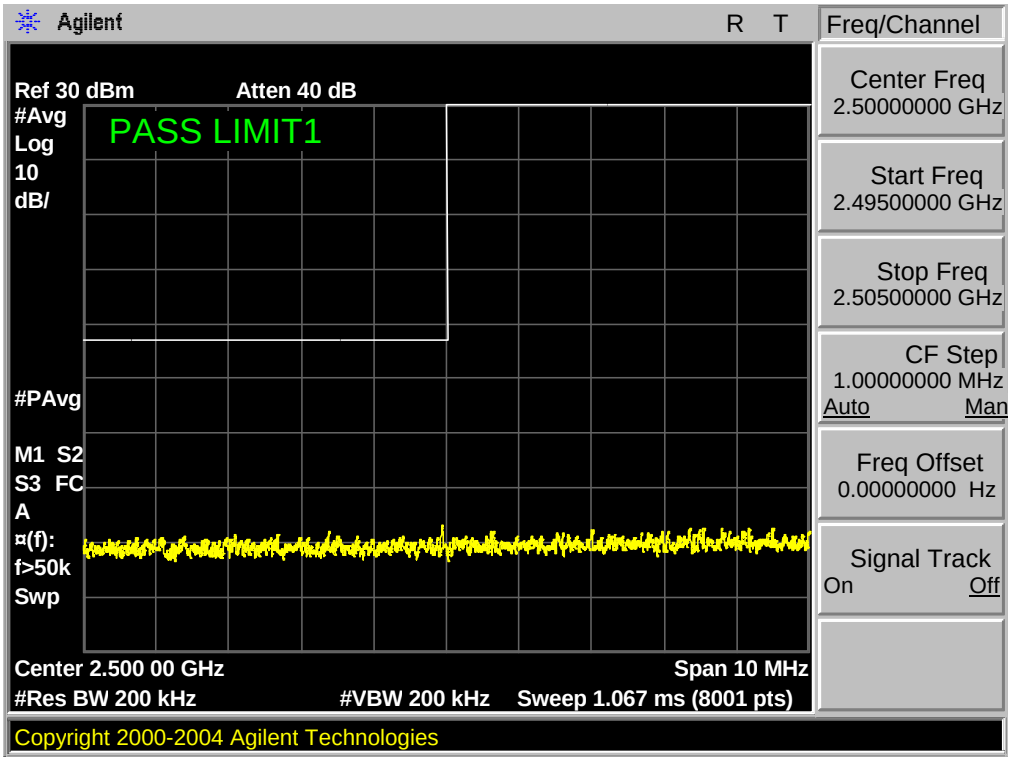

Band 7,UL Channel 21350,UL Frequency 2560.0,BW 20.0,NO. RB 100,RB POS. Low,QPSK

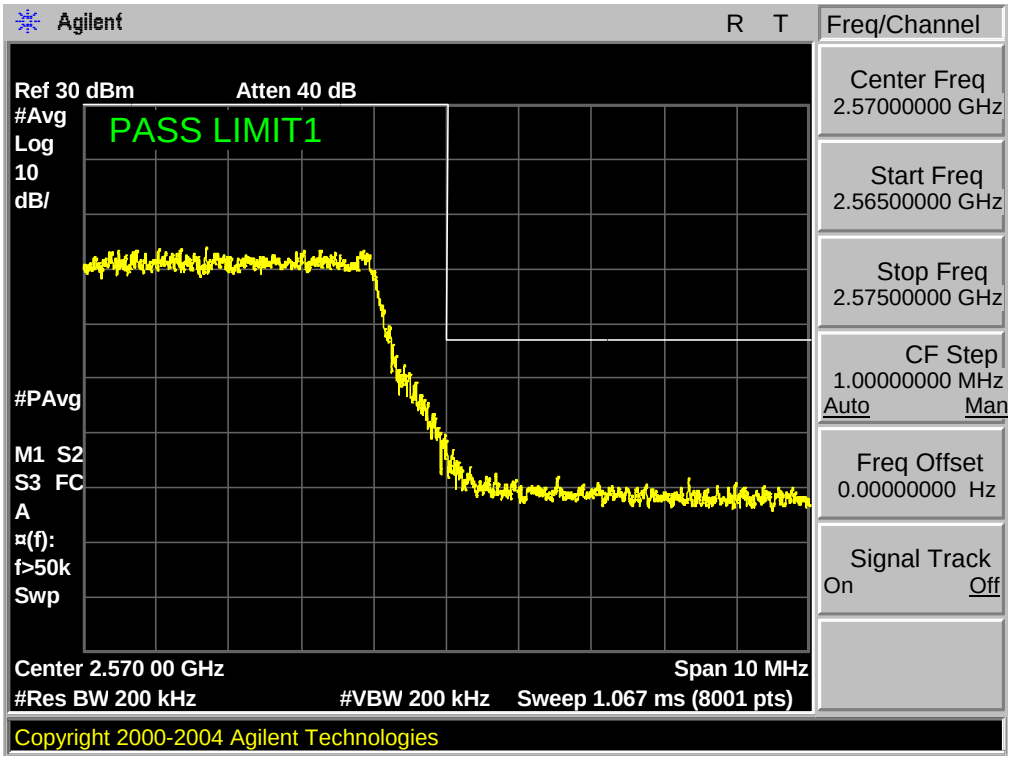

Band 7,UL Channel 21350,UL Frequency 2560.0,BW 20.0,NO. RB 100,RB POS. Low,16QAM

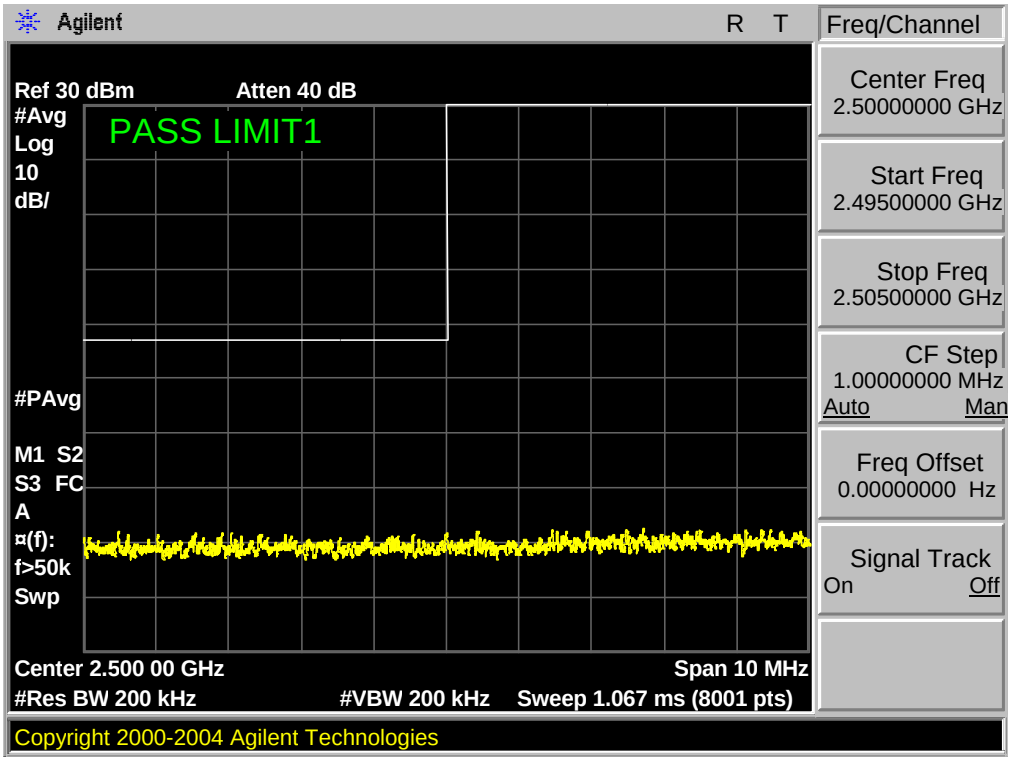

Band 7,UL Channel 21350,UL Frequency 2560.0,BW 20.0,NO. RB 100,RB POS. Low,16QAM

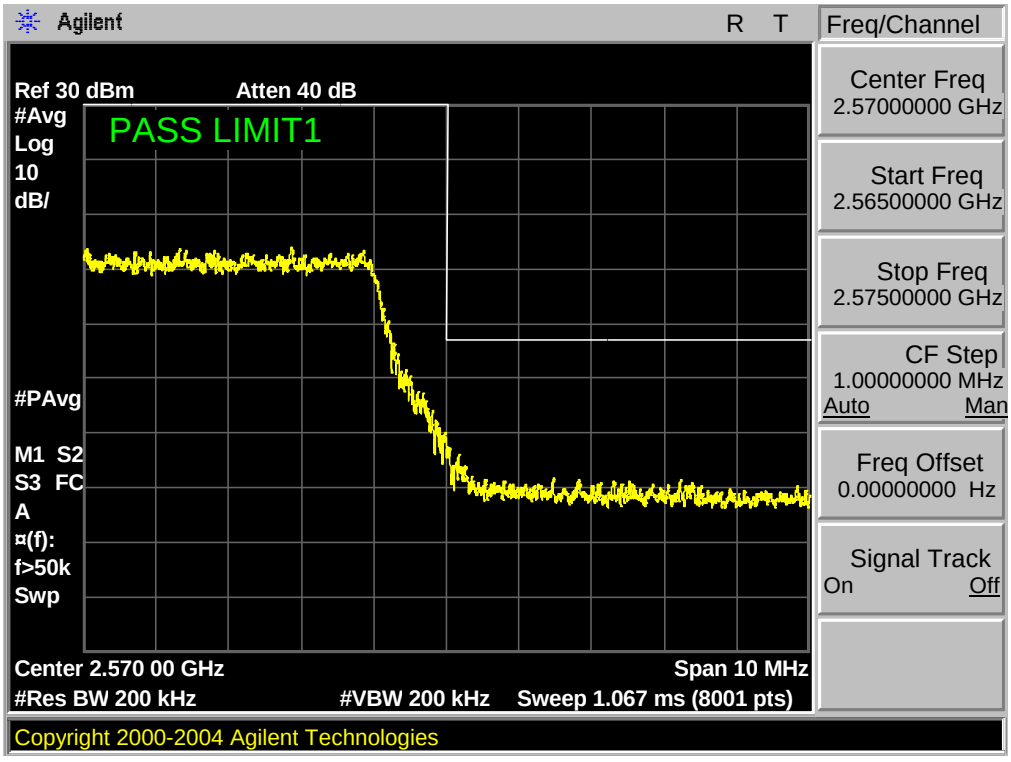

6.1.4. LTE BAND 17

Band 17,UL Channel 23755,UL Frequency 706.5,BW 5.0,NO. RB 25,RB POS. Low,QPSK

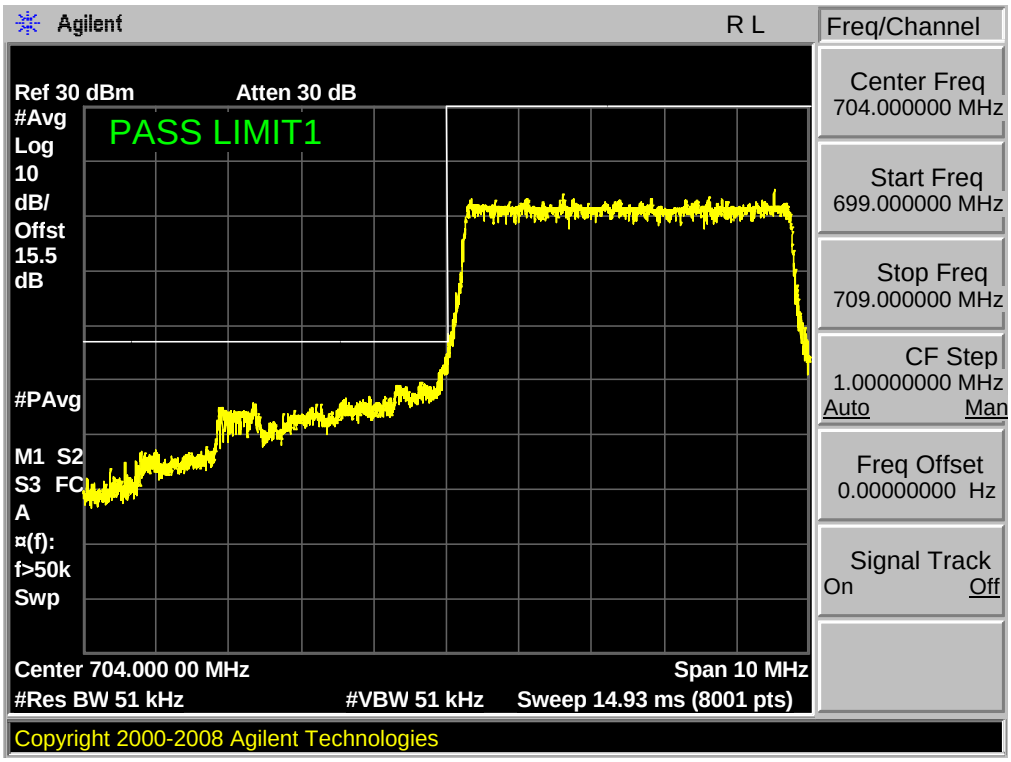

Band 17,UL Channel 23755,UL Frequency 706.5,BW 5.0,NO. RB 25,RB POS. Low,QPSK

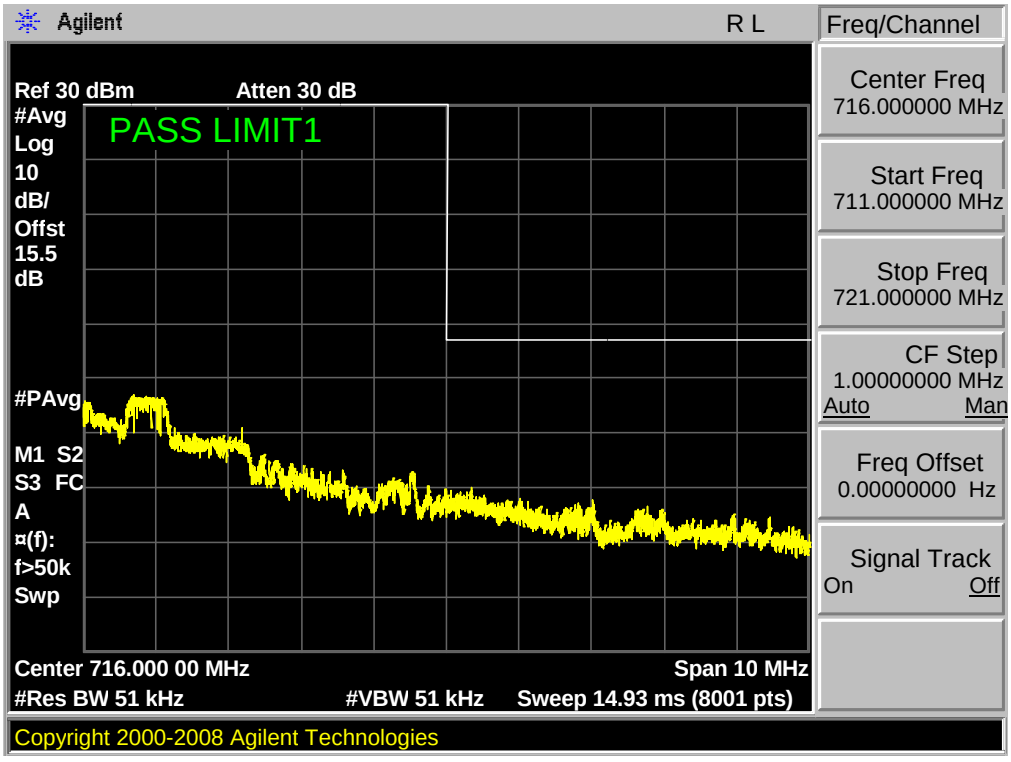

Band 17,UL Channel 23755,UL Frequency 706.5,BW 5.0,NO. RB 25,RB POS. Low,16QAM

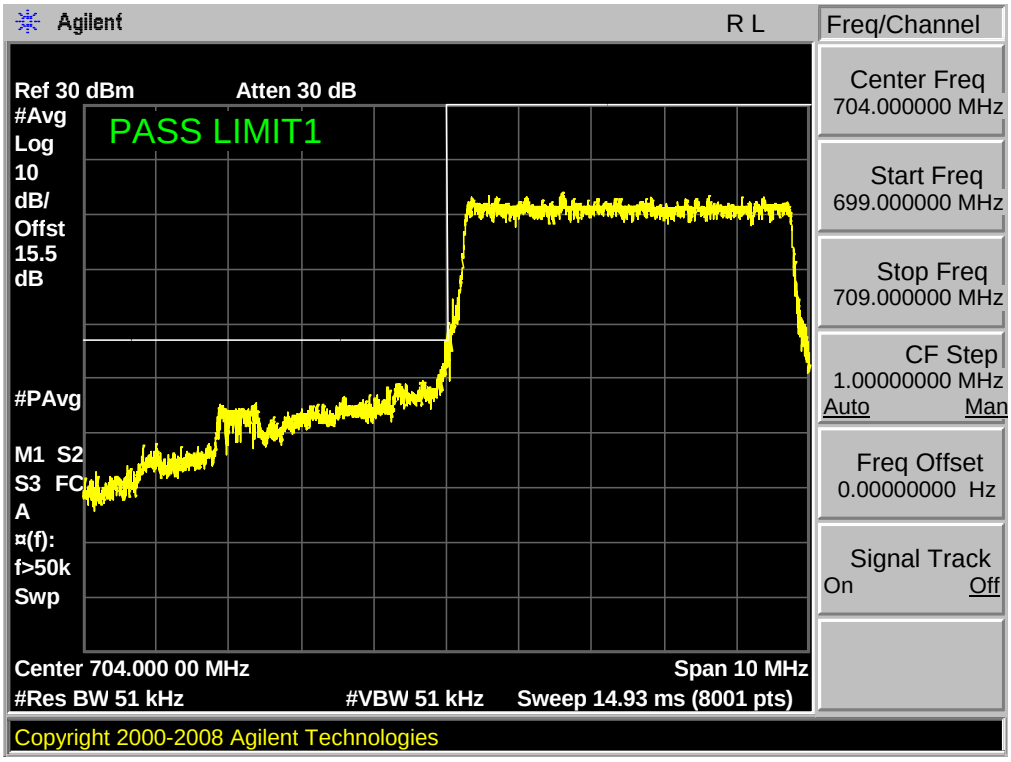

Band 17,UL Channel 23755,UL Frequency 706.5,BW 5.0,NO. RB 25,RB POS. Low,16QAM

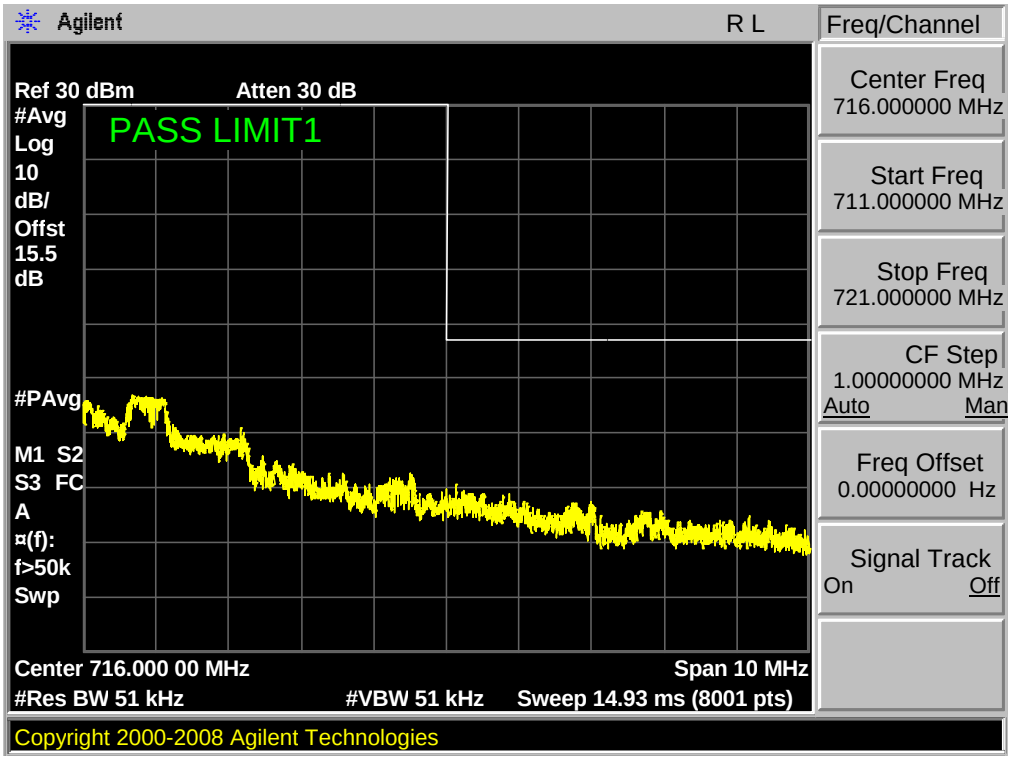

Band 17,UL Channel 23825,UL Frequency 713.5,BW 5.0,NO. RB 25,RB POS. Low,QPSK

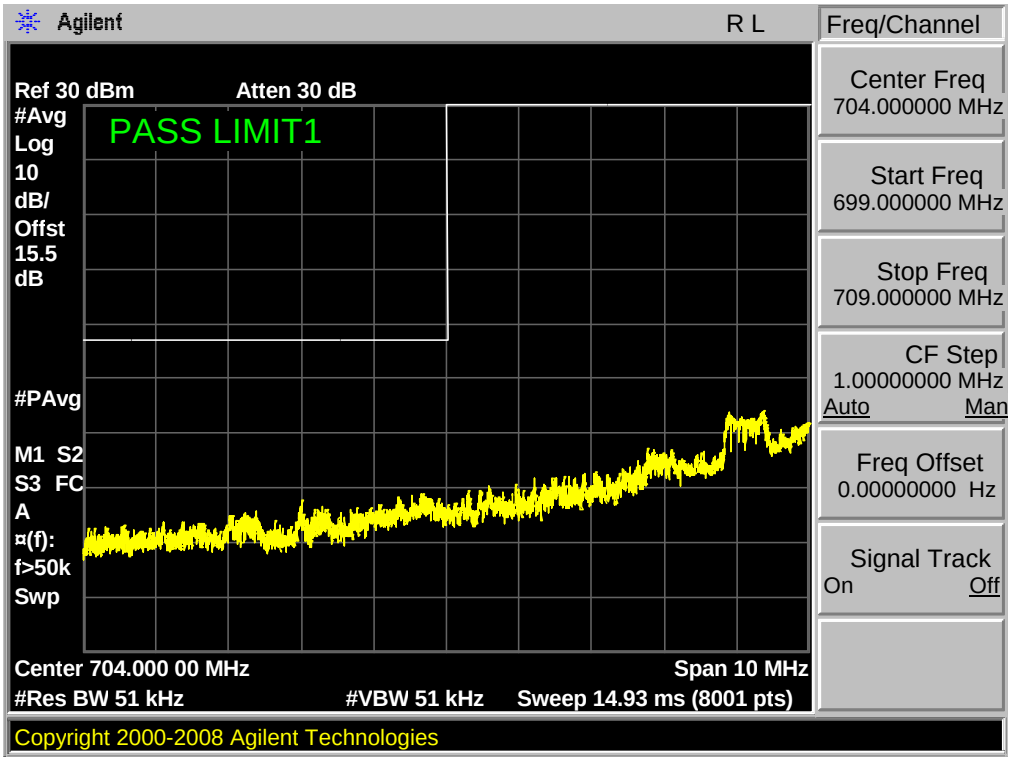

Band 17,UL Channel 23825,UL Frequency 713.5,BW 5.0,NO. RB 25,RB POS. Low,QPSK

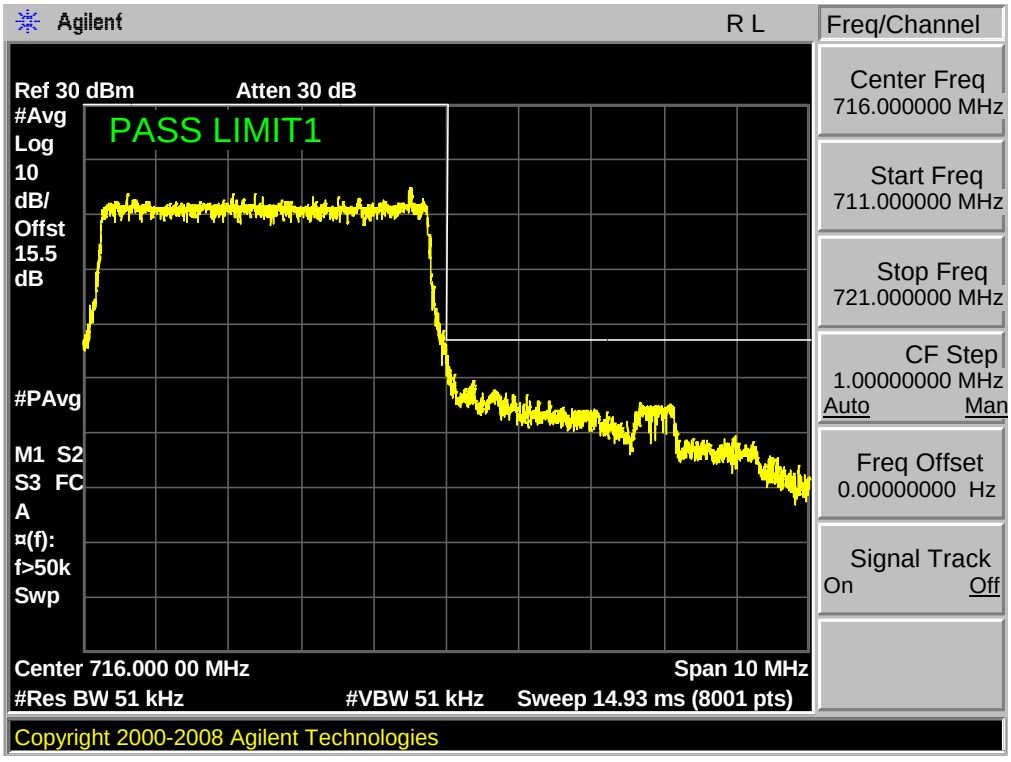

Band 17,UL Channel 23825,UL Frequency 713.5,BW 5.0,NO. RB 25,RB POS. Low,16QAM

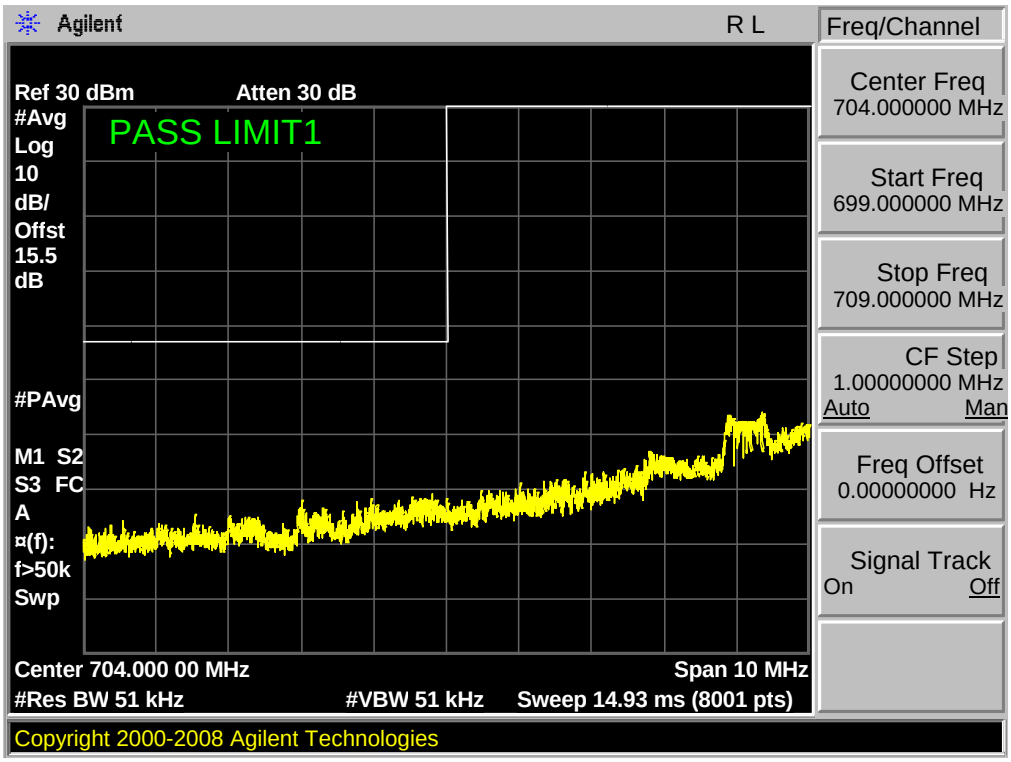

Band 17,UL Channel 23825,UL Frequency 713.5,BW 5.0,NO. RB 25,RB POS. Low,16QAM

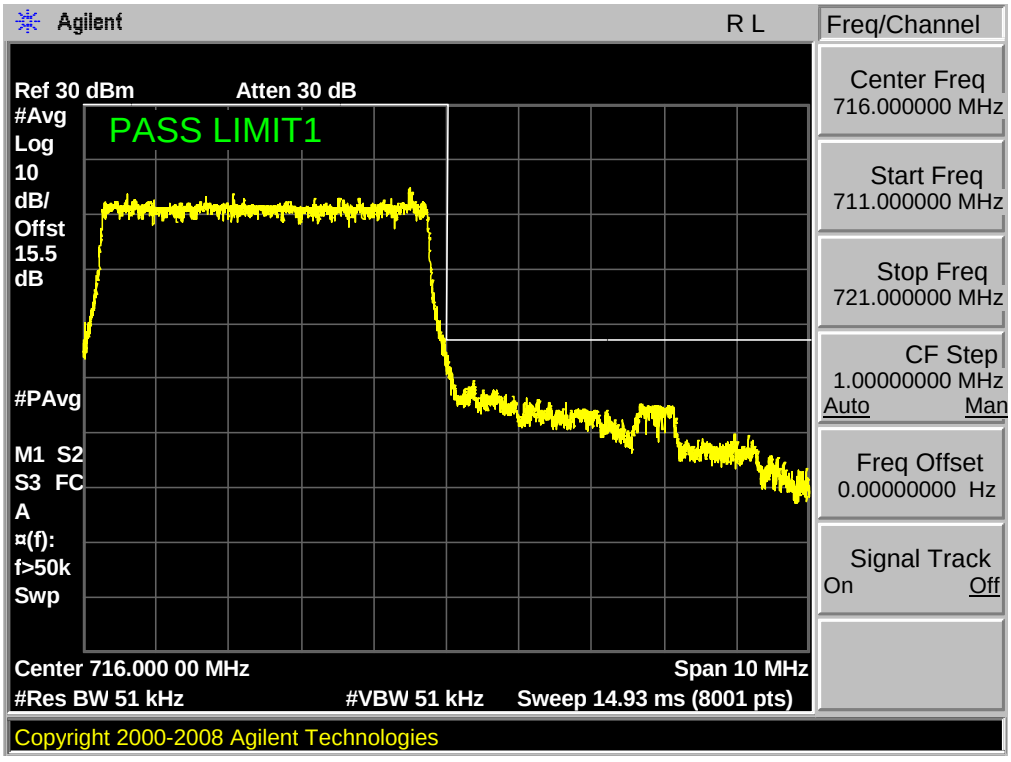

Band 17,UL Channel 23780,UL Frequency 709.0,BW 10.0,NO. RB 50,RB POS. Low,QPSK

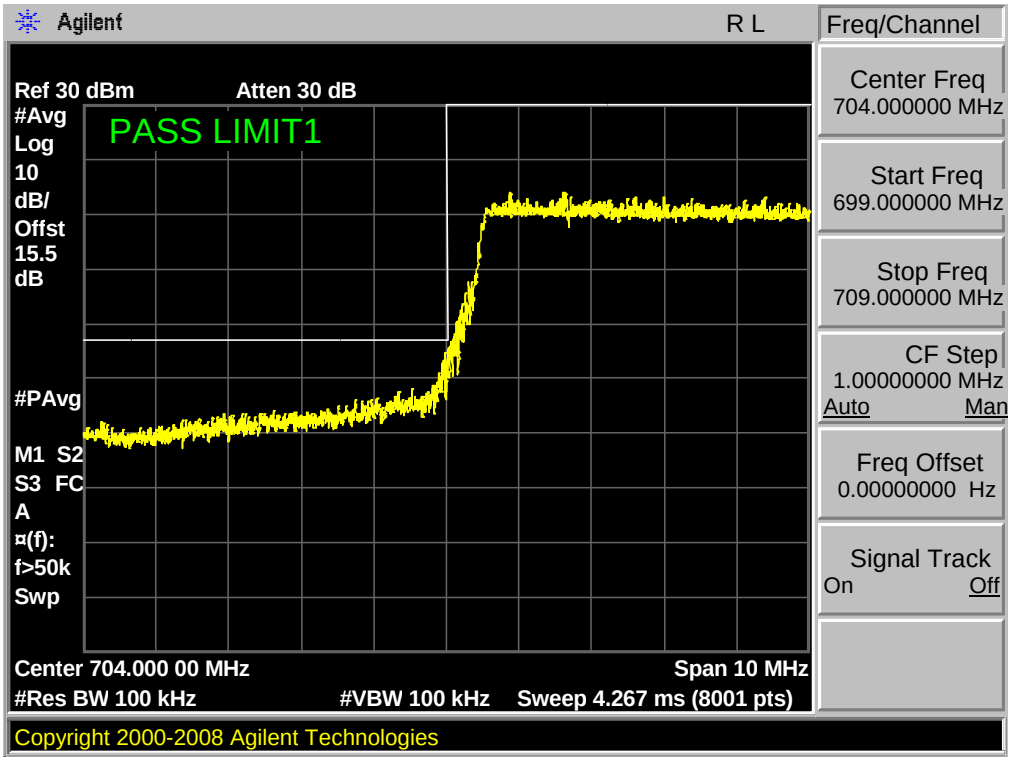

Band 17,UL Channel 23780,UL Frequency 709.0,BW 10.0,NO. RB 50,RB POS. Low,QPSK

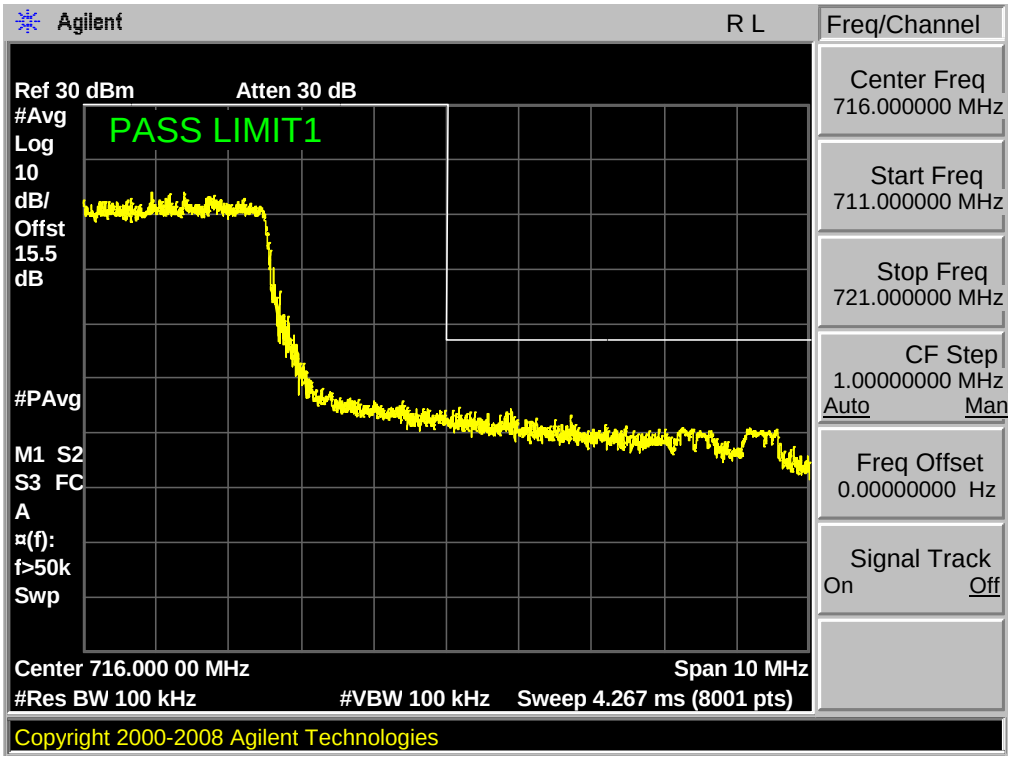

Band 17,UL Channel 23780,UL Frequency 709.0,BW 10.0,NO. RB 50,RB POS. Low,16QAM

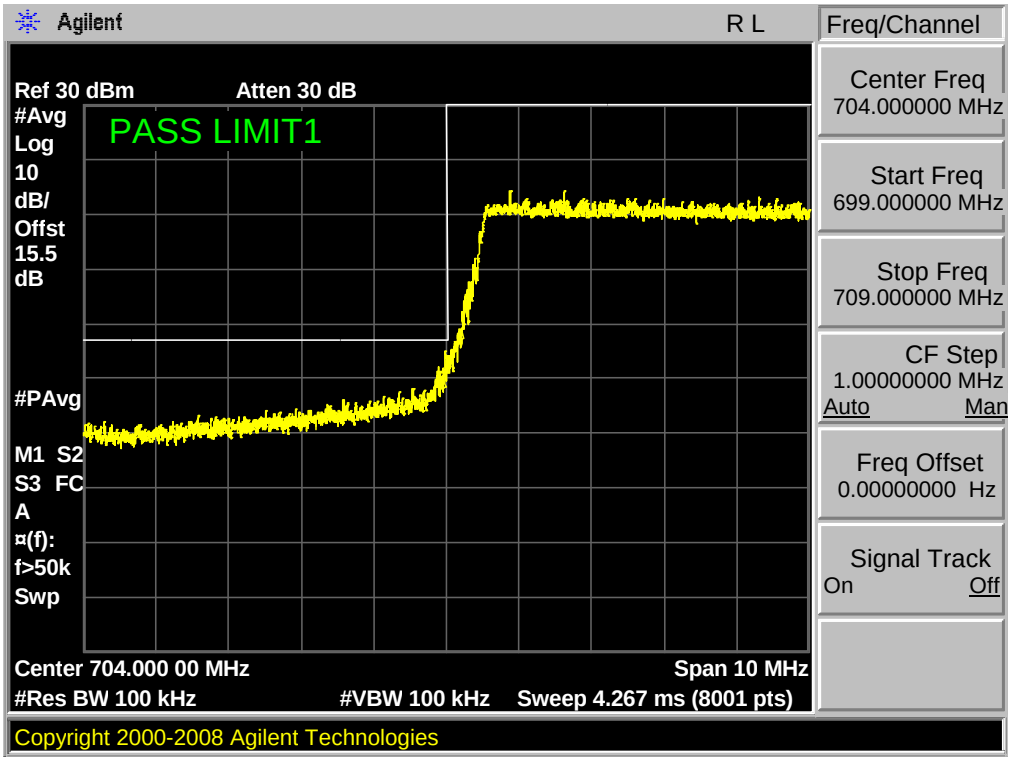

Band 17,UL Channel 23780,UL Frequency 709.0,BW 10.0,NO. RB 50,RB POS. Low,16QAM

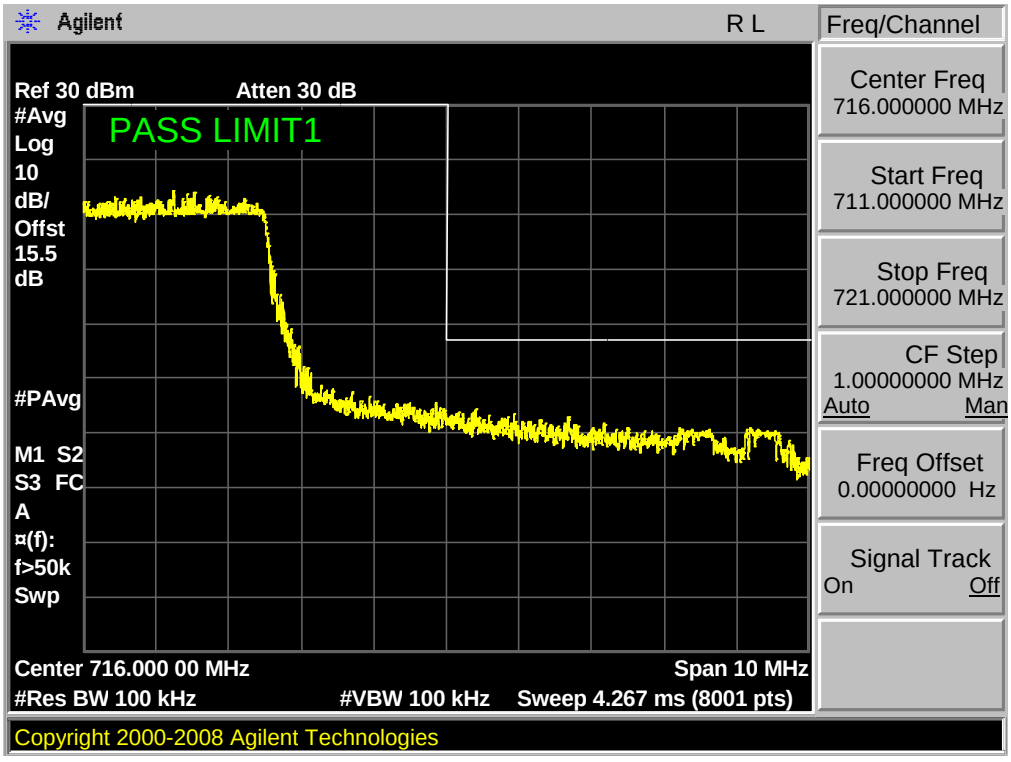

Band 17,UL Channel 23800,UL Frequency 711.0,BW 10.0,NO. RB 50,RB POS. Low,QPSK

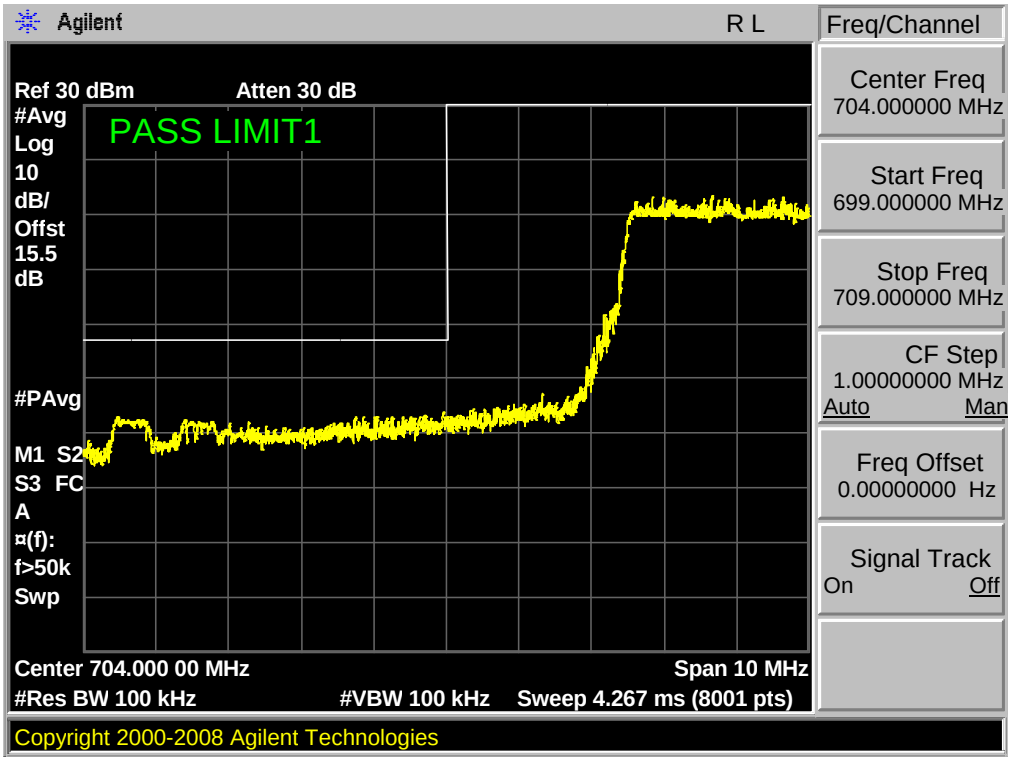

Band 17,UL Channel 23800,UL Frequency 711.0,BW 10.0,NO. RB 50,RB POS. Low,QPSK

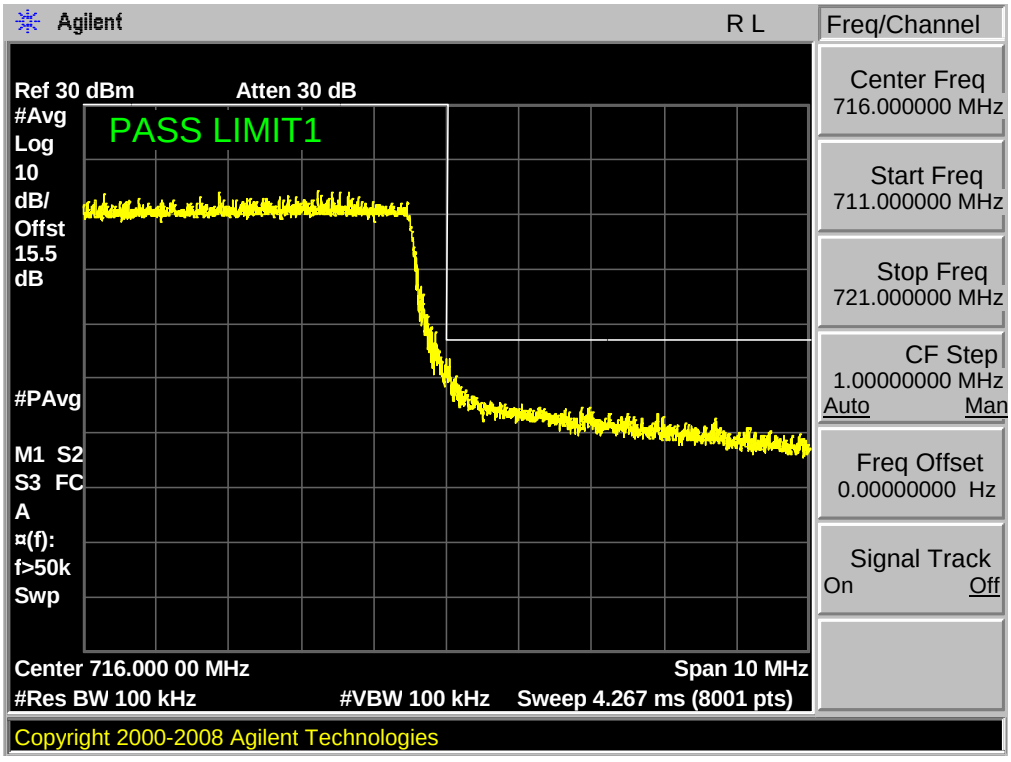

Band 17,UL Channel 23800,UL Frequency 711.0,BW 10.0,NO. RB 50,RB POS. Low,16QAM

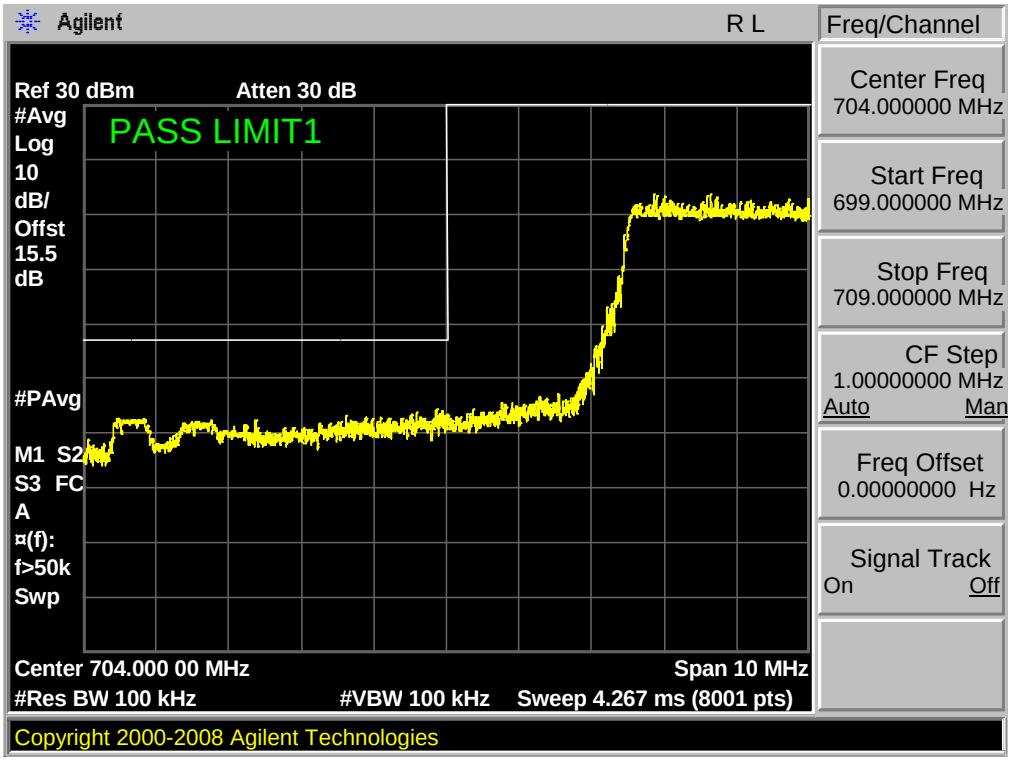
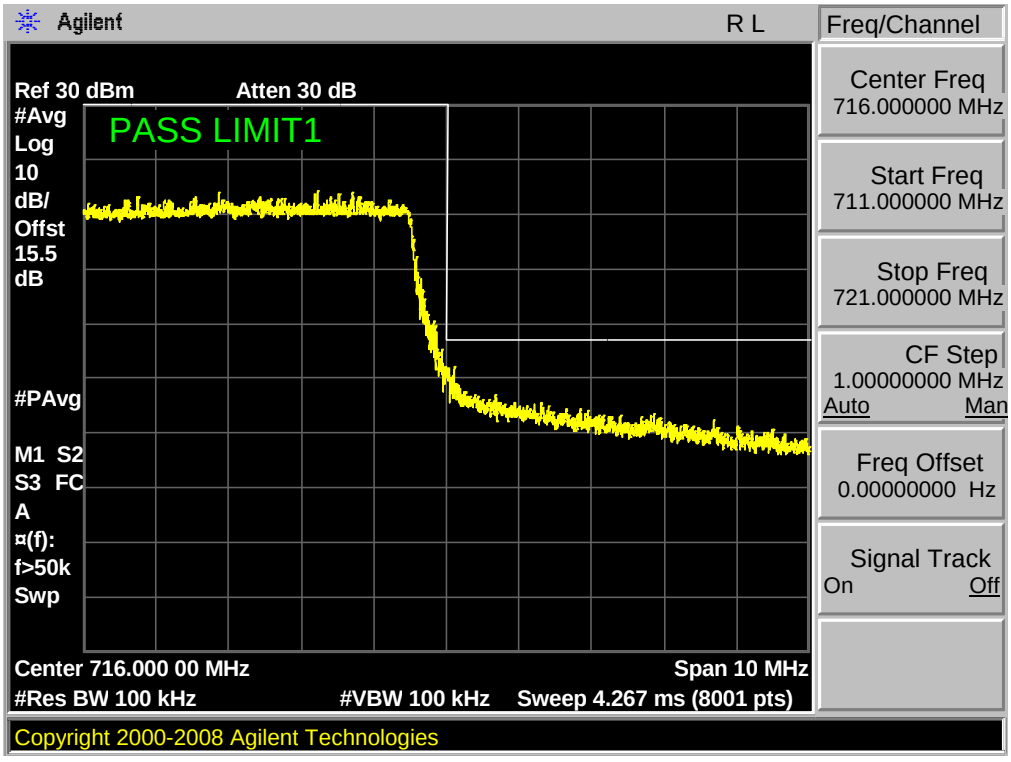
Band 17,UL Channel 23800,UL Frequency 711.0,BW 10.0,NO. RB 50,RB POS. Low,16QAM