Dynamic Frequency Selection Test Report

EUT Name: Wi-Fi Router

Model No.: D010001 (USA), D010002 (IC)

CFR 47 Part 15.407(h) 2017, RSS-247 (6.3) 2017 and KDB 905462 D02 UNII DFS Compliance Procedures New Rules v02

Prepared for:

Clifford Clarke
eero inc.
500 Howard Street, Suite 900
San Francisco, CA 94105
Tel: (415) 738-7972
Fax:

Prepared by:

TUV Rheinland of North America, Inc.
1279 Quarry Lane, Ste. A
Pleasanton, CA 94566
Tel: (925) 249-9123
Fax: (925) 249-9124
http://www.tuv.com/

Report/Issue Date: October 18, 2017
Report Number: 31760709.001
Revision Number: 0
Job # 0000146054

Revisions

Revision No.	Date MM/DD/YYYY	Reason for Change	Author
0	10/18/2017	Original Document	N/A

Note: Latest revision report will replace all previous reports.

Statement of Compliance

Manufacturer:	eero inc. 500 Howard Street, Suite 900 San Francisco, CA 94105 (415) 738-7972
Requester / Applicant:	Clifford Clarke
Name of Equipment:	Wi-Fi Router
Model No.	D010001 (USA), D010002 (IC)
Type of Equipment:	Intentional Radiator
Application of Regulations:	CFR 47 Part 15.407(h) 2017, RSS-247 (6.3) 2017 and KDB 905462 D02 UNII DFS Compliance Procedures New Rules v02
Test Dates:	September 05, 2017 to September 21, 2017

Guidance Documents:

Dynamic Frequency Selection: CFR47 Part 2 and 15.407(h), RSS-247 (6.3) 2017, KDB 905462 D02 UNII DFS Compliance Procedures New Rules v02

Test Methods:

Dynamic Frequency Selection: CFR47 Part 2 and 15.407(h), RSS-247 (6.3) 2017, KDB 905462 D02 UNII DFS Compliance Procedures New Rules v02

The Dynamic Frequency Selection test and documented data described in this report has been performed and recorded by TUV Rheinland, in accordance with the standards and procedures listed herein. As the responsible authorized agent of the EMC laboratory, I hereby declare that the equipment described above has been shown to be compliant with the EMC requirements of the stated regulations and standards based on these results. If any special accessories and/or modifications were required for compliance, they are listed in the Executive Summary of this report.

This report must not be used to claim product endorsement by A2LA or any agency of the U.S. Government. This report contains data that are not covered by A2LA accreditation. This report shall not be reproduced except in full, without the written authorization of TUV Rheinland of North America.

Kerwinn Corpuz	October 18, 2017	David Spencer	October 18, 2017
Test Engineer	Date	Laboratory Signatory	Date

INDUSTRY CANADA

Testing Cert #3331.02 **US1131** **2932M**

1 Executive Summary 10

1.1 Scope 10

1.2 Purpose 10

1.3 Summary of Test Results 11

1.4 Special Accessories 13

1.5 Equipment Modifications 13

2 Laboratory Information 14

2.1 Accreditations & Endorsements 14

2.1.1 US Federal Communications Commission 14
2.1.2 A2LA 14
2.1.3 Canada – Industry Canada 14
2.1.4 Japan – VCCI 14
2.1.5 Acceptance by Mutual Recognition Arrangement 14

2.2 Test Facilities 15

2.2.1 Emission Test Facility 15
2.2.2 Immunity Test Facility 15

2.3 Measurement Uncertainty 16

2.3.1 Sample Calculation – radiated & conducted emissions 16
2.3.2 Measurement Uncertainty 16
2.3.3 Measurement Uncertainty Immunity 17

2.4 Calibration Traceability 17

3 Product Information 18

3.2 Equipment Configuration 18

3.3 Operating Mode 18

4 Dynamic Frequency Selection 19

4.1 DFS Applicability 19

4.2 DFS Requirements 20

4.3 Test Setup Protocol 23

4.4 Radar Waveform Calibration Plot 24

4.5 Channel Loading 37

4.6 DFS Detection Threshold 40

4.6.1 Test Method 40
4.6.2 Results 41

4.7 UNII Detection Bandwidth 42

4.7.1 Test Method 42
4.7.2 Results 42

4.8 Performance Requirement Checks 48

4.8.1 Test Method 48
4.8.2 Results 48

4.9 In-Service Monitoring 53
4.9.1 Test Method 53
4.9.2 Results 53
4.10 Statistic Performance Check 58
5 Test Equipment Use List *80*
6 Test Setup Photo *81*
7 DFS Test Plan *83*
7.1 Introduction 83
7.2 Customer 83
7.3 Equipment Under Test (EUT) 84
7.4 Test Specification 89
Appendix A *90*
A.1 Radar Type 5 Parameters for 20 MHz Bandwidth 90
A.2 Radar Type 5 Parameters for 40 MHz Bandwidth 120
A.3 Radar Type 5 Parameters for 80 MHz Bandwidth 150
A.4 Radar Type 6 Parameters for 20 MHz Bandwidth 180
A.5 Radar Type 6 Parameters for 40 MHz Bandwidth 195
A.6 Radar Type 6 Parameters for 80 MHz Bandwidth 210

Figure 1: Radar Type 0 DFS Detection Threshold Level at 5260 MHz 24
Figure 2: Radar Type 0 DFS Detection Threshold Level at 5270 MHz 25
Figure 3: Radar Type 0 DFS Detection Threshold Level at 5290 MHz 25
Figure 4: Radar Type 1A DFS Detection Threshold Level at 5260 MHz 26
Figure 5: Radar Type 1A DFS Detection Threshold Level at 5270 MHz 26
Figure 6: Radar Type 1A DFS Detection Threshold Level at 5290 MHz 27
Figure 7: Radar Type 1B DFS Detection Threshold Level at 5260 MHz 27
Figure 8: Radar Type 1B DFS Detection Threshold Level at 5270 MHz 28
Figure 9: Radar Type 1B DFS Detection Threshold Level at 5290 MHz 28
Figure 10: Radar Type 2 DFS Detection Threshold Level at 5260 MHz 29
Figure 11: Radar Type 2 DFS Detection Threshold Level at 5270 MHz 29
Figure 12: Radar Type 2 DFS Detection Threshold Level at 5290 MHz 30
Figure 13: Radar Type 3 DFS Detection Threshold Level at 5260 MHz 30
Figure 14: Radar Type 3 DFS Detection Threshold Level at 5270 MHz 31
Figure 15: Radar Type 3 DFS Detection Threshold Level at 5290 MHz 31
Figure 16: Radar Type 4 DFS Detection Threshold Level at 5260 MHz 32
Figure 17: Radar Type 4 DFS Detection Threshold Level at 5270 MHz 32
Figure 18: Radar Type 4 DFS Detection Threshold Level at 5290 MHz 33
Figure 19: Radar Type 5 DFS Detection Threshold Level at 5260 MHz 33
Figure 20: Radar Type 5 DFS Detection Threshold Level at 5270 MHz 34
Figure 21: Radar Type 5 DFS Detection Threshold Level at 5290 MHz 34
Figure 22: Radar Type 6 at 5260 MHz for 20MHz Bandwidth (9 Pulses in Burst) 35
Figure 23: Radar Type 6 DFS Detection Threshold Level at 5270 MHz (9 Pulses in Burst) 35
Figure 24: Radar Type 6 DFS Detection Threshold Level at 5290 MHz (9 Pulses in Burst) 36
Figure 25: EUT Channel Loading at 5260 MHz (20 MHz bandwidth) 37
Figure 26: EUT Channel Loading at 5270 MHz (40 MHz bandwidth) 38
Figure 27: EUT Channel Loading at 5290 MHz (80 MHz bandwidth) 39
Figure 28: 99% Bandwidth at 5260 MHz 43
Figure 29: 99% Bandwidth at 5270 MHz 43
Figure 30: 99% Bandwidth at 5290 MHz 44
Figure 31: Initial Channel Availability Check for 80 MHz Bandwidth 50
Figure 32: Radar Pulse Injection near the Beginning of Channel Availability Check for 80 MHz Bandwidth 51

Figure 33: Radar Pulse Injection near the End of Channel Availability Check for 80 MHz Bandwidth ..52

Figure 34: Channel Move Time and Channel Closing Transmission Time using Pulse Radar Waveform 0 in Master Mode 11AC VHT80, 80 MHz Bandwidth 55

Figure 35: Channel Move Time and Channel Closing Transmission Time using Pulse Radar Waveform 0 for 80 MHz Bandwidth (Close-up) 56

Figure 36: Non-Occupancy Period using Waveform Type 0 in Master Mode for 11AC VHT80, 80 MHz Bandwidth 57

Figure 37: DFS Calibration Setup Photo 81

Figure 38: DFS Test Setup Photo for Master 82

Table 1: Summary of Test Results for Master Device Mode 11
Table 2: Applicability of DFS Requirements Prior to Use of a Channel 19
Table 3: Applicability of DFS requirements during normal operation 19
Table 4: DFS Detection Thresholds for Master Devices and Client Devices With Radar Detection 20
Table 5: DFS Response Requirement Values 20
Table 6: Short Pulse Radar Test Waveforms 21
Table 7: Pulse Repetition Intervals Value for Test A 21
Table 8: Long Pulse Radar Test Waveform 22
Table 9: Frequency Hopping Radar Test Waveform 22
Table 10: U-NII Detection Bandwidth for 20 MHz Bandwidth – Test Results 45
Table 11: U-NII Detection Bandwidth for 40 MHz Bandwidth – Test Results 46
Table 12: U-NII Detection Bandwidth for 80 MHz Bandwidth – Test Results 47
Table 13: Channel Availability Checks for 80 MHz Bandwidth – Test Results 49
Table 14: In-Service Monitoring – Test Results 54
Table 15: Statistic Performance Checks for 20 MHz Bandwidth – Summary 59
Table 16: Statistic Performance Checks for 40 MHz Bandwidth – Summary 60
Table 17: Statistic Performance Checks for 80 MHz Bandwidth – Summary 61
Table 18: Statistic Performance Check for 20 MHz Bandwidth - FCC Radar Type 1 62
Table 19: Statistic Performance Check for 40 MHz Bandwidth - FCC Radar Type 1 63
Table 20: Statistic Performance Check for 80 MHz Bandwidth - FCC Radar Type 1 64
Table 21: Statistic Performance Check for 20 MHz Bandwidth - FCC Radar Type 2 65
Table 22: Statistic Performance Check for 40 MHz Bandwidth - FCC Radar Type 2 66
Table 23: Statistic Performance Check for 80 MHz Bandwidth - FCC Radar Type 2 67
Table 24: Statistic Performance Check for 20 MHz Bandwidth - FCC Radar Type 3 68
Table 25: Statistic Performance Check for 40 MHz Bandwidth - FCC Radar Type 3 69
Table 26: Statistic Performance Check for 80 MHz Bandwidth - FCC Radar Type 3 70
Table 27: Statistic Performance Check for 20 MHz Bandwidth - FCC Radar Type 4 71
Table 28: Statistic Performance Check for 40 MHz Bandwidth - FCC Radar Type 4 72
Table 29: Statistic Performance Check for 80 MHz Bandwidth - FCC Radar Type 4 73
Table 30: Statistic Performance Check for FCC Radar Type 5 for 20 MHz Bandwidth 74
Table 31: Statistic Performance Check for FCC Radar Type 5 for 40 MHz Bandwidth 75
Table 32: Statistic Performance Check for FCC Radar Type 5 for 80 MHz Bandwidth 76
Table 33: Statistic Performance Check for FCC Radar Type 6 for 20 MHz Bandwidth 77
Table 34: Statistic Performance Check for FCC Radar Type 6 for 40 MHz Bandwidth 78

Table 35: Statistic Performance Check for FCC Radar Type 6 for 80 MHz Bandwidth 79
Table 36: Customer Information 83
Table 37: Technical Contact Information 83
Table 38: EUT Specifications 84
Table 39: Antenna Information 86
Table 40: EUT Channel Power Specifications 86
Table 41: Interface Specifications 88
Table 42: Supported Equipment 88
Table 43: Description of Sample used for Testing 88
Table 44: Test Mode for DFS 88
Table 45: Test Specifications 89

1 Executive Summary

1.1 Scope

This report is intended to document the status of conformance with the requirements of the CFR 47 Part 15.407(h) 2017, RSS-247 (6.3) 2017 and KDB 905462 D02 UNII DFS Compliance Procedures New Rules v02 based on the results of testing performed on September 05, 2017 through September 21, 2017 on the Wi-Fi Router Model D010001 (USA), D010002 (IC) manufactured by eero inc.. This report only applies to the specific samples tested under the stated test conditions. It is the responsibility of the manufacturer to assure that additional production units of this model are manufactured with identical or EMI equivalent electrical and mechanical components. This report is further intended to document changes and modifications to the EUT throughout its life cycle. All documentation will be included as a supplement.

1.2 Purpose

Testing was performed to evaluate the dynamic frequency selection performance of the Wi-Fi Router in accordance with the applicable requirements, procedures, and criteria defined in the application of regulations and application of standards listed in this report.

1.3 Summary of Test Results

Table 1: Summary of Test Results for Master Device Mode

Requirements	Test Method KDB 905462	Description	Test Parameters	Measured Value	Result
20 MHz Bandwidth					
Detection Threshold	Sect. 7.8.1	EUT Min. Detection Level	-64 dBm ≥ 200 mW -62 dBm <200 mW	-64.09 dBm	**Complied**
Detection Bandwidth	Sect. 7.8.1	U-NII Detection Bandwidth	Min 100% of 99% BW.	20 MHz (detected bandwidth)	**Complied**
Performance Requirements Check	Sect. 7.8.2.1	Initial Channel Check	CAC ≥ 60s	See 80 MHz BW test result	**Complied**
	Sect. 7.8.2.2	Burst Radar at the beginning	150s (2.5min)	See 80 MHz BW test result	**Complied**
	Sect. 7.8.2.3	Burst Radar at the End	150s (2.5min)	See 80 MHz BW test result	**Complied**
In-Service Monitoring	Sect. 7.8.3	Channel Moving Time	CMT ≤ 10s	See 80 MHz BW test result	**Complied**
		Channel Closing Time Transmission	200 ms + an agg. Of 60 ms over remaining 10s.	See 80 MHz BW test result	**Complied**
		Non-Occupancy Period	≥ 30 min.	See 80 MHz BW test result	**Complied**
Radar Statistic Performance Check	Sect. 7.8.4	Waveform 1 - 4 Detections	60% in 30 trials 80% of Aggregate	Type 1A – 100% Type 1B – 100% Type 2 – 73.3% Type 3 – 73.3% Type 4 – 90.0% Aggre.1- 4 – 84.2%	**Complied**
		Waveform 5 Detections	80% in 30 trials	Type 5 – 86.7%	
		Waveform 6 Detections	70% in 30 trials	Type 6 – 100%	
Transmit Power Control	CFR47 15.407 (h)(1)		6 dB below 30 dBm EIRP or less than 500 mW.	Manufacturer's Statement	**Complied**
Uniform Spreading	CFR47 15.407 (h)(2)		Manufacturer's Statement		**Complied**
40 MHz Bandwidth					
Detection Threshold	Sect. 7.8.1	EUT Min. Detection Level	-64 dBm ≥ 200 mW -62 dBm <200 mW	-64.05 dBm	**Complied**
Detection Bandwidth	Sect. 7.8.1	U-NII Detection Bandwidth	Min 100% of 99% BW.	40 MHz (detected bandwidth)	**Complied**
Performance Requirements Check	Sect. 7.8.2.1	Initial Channel Check	CAC ≥ 60s	See 80 MHz BW test result	**Complied**
	Sect. 7.8.2.2	Burst Radar at the beginning	150s (2.5min)	See 80 MHz BW test result	**Complied**
	Sect. 7.8.2.3	Burst Radar at the End	150s (2.5min)	See 80 MHz BW test result	**Complied**
In Service Monitoring	Sect. 7.8.3	Channel Moving Time	CMT ≤ 10s	See 80 MHz BW test result	**Complied**

In-Service Monitoring		Channel Closing Time Transmission	200 ms + an agg. Of 60 ms over remaining 10s.	See 80 MHz BW test result	**Complied**
		Non-Occupancy Period	≥ 30 min.	See 80 MHz BW test result	**Complied**
Radar Statistic Performance Check	Sect. 7.8.4	Waveform 1 - 4 Detections	60% in 30 trials 80% of Aggregate	Type 1A – 96.7% Type 1B – 96.7% Type 2 – 73.3% Type 3 – 83.3% Type 4 – 73.3% Aggre.1- 4 – 81.7 %	**Complied**
		Waveform 5 Detections	80% in 30 trials	Type 5 – 90.0%	
		Waveform 6 Detections	70% in 30 trials	Type 6 – 100%	
Transmit Power Control	CFR47 15.407 (h)(1)		6 dB below 30 dBm EIRP or less than 500 mW.	Manufacturer's Statement	**Complied**
Uniform Spreading	CFR47 15.407 (h)(2)		Manufacturer's Statement		**Complied**
80 MHz Bandwidth					
Detection Threshold	Sect. 7.8.1	EUT Min. Detection Level	-64 dBm ≥ 200 mW -62 dBm <200 mW	-64.06 dBm	**Complied**
Detection Bandwidth	Sect. 7.8.1	U-NII Detection Bandwidth	Min 100% of 99% BW.	80 MHz (detected bandwidth)	**Complied**
Performance Requirements Check	Sect. 7.8.2.1	Initial Channel Check	CAC ≥ 60s	After 9.08 seconds	**Complied**
	Sect. 7.8.2.2	Burst Radar at the beginning	150s (2.5min)	Inject at 10.58 seconds	**Complied**
	Sect. 7.8.2.3	Burst Radar at the End	150s (2.5min)	Inject at 64.65 seconds	**Complied**
In-Service Monitoring	Sect. 7.8.3	Channel Moving Time	CMT ≤ 10s	20.10 ms	**Complied**
		Channel Closing Time Transmission	200 ms + an agg. Of 60 ms over remaining 10s.	5.10 ms	**Complied**
		Non-Occupancy Period	≥ 30 min.	> 30 min.	**Complied**
Radar Statistic Performance Check	Sect. 7.8.4	Waveform 1 - 4 Detections	60% in 30 trials 80% of Aggregate	Type 1A – 100% Type 1B – 100% Type 2 – 73.3% Type 3 – 86.7% Type 4 – 83.3% Aggre.1- 4 – 85.8%	**Complied**
		Waveform 5 Detections	80% in 30 trials	Type 5 – 80.0%	
		Waveform 6 Detections	70% in 30 trials	Type 6 – 100%	
Transmit Power Control	CFR47 15.407 (h)(1)		6 dB below 30 dBm EIRP or less than 500 mW.	Manufacturer's Statement	**Complied**

Uniform Spreading	CFR47 15.407 (h)(2)		Manufacturer's Statement		**Complied**

*Both UNII-2A and UNII-2C were evaluated and compliant. Only UNII-2A test results applied in this test report to minimize file size.

1.4 Special Accessories

No special accessories were necessary in order to achieve compliance.

1.5 Equipment Modifications

None.

2 Laboratory Information

2.1 Accreditations & Endorsements

2.1.1 US Federal Communications Commission

TUV Rheinland of North America at 1279 Quarry Ln, Pleasanton, CA 94566 is recognized by the commission for performing testing services for the general public on a fee basis. These laboratory test facilities have been fully described in reports submitted to and accepted by the FCC (US1131). The laboratory scope of accreditation includes: Title 47 CFR Parts 15, 18, and 90. The accreditation is updated every 3 years.

2.1.2 A2LA

TUV Rheinland of North America is accredited by the National Voluntary Laboratory Accreditation Program, which is administered under the auspices of the National Institute of Standards and Technology. The laboratory has been assessed and accredited in accordance with ISO Guide 17025:2005 and ISO 9002 (Lab Code Testing Cert #3331.02). The scope of laboratory accreditation includes emission and immunity testing. The accreditation is updated annually.

2.1.3 Canada – Industry Canada

TUV Rheinland of North America at the 1279 Quarry Ln, Pleasanton, CA 94566 address is accredited by Industry Canada for performing testing services for the general public on a fee basis. This laboratory test facilities have been fully described in reports submitted to and accepted by Industry Canada (File Number 2932M). This reference number is the indication to the Industry Canada Certification Officers that the site meets the requirements of RSS 212, Issue 1 (Provisional). The accreditation is updated every 3 years.

2.1.4 Japan – VCCI

The Voluntary Control Council for Interference by Information Technology Equipment (VCCI) is a group that consists of Information Technology Equipment (ITE) manufacturers and EMC test laboratories. The purpose of the Council is to take voluntary control measures against electromagnetic interference from Information Technology Equipment, and thereby contribute to the development of a socially beneficial and responsible state of affairs in the realm of Information Technology Equipment in Japan. TUV Rheinland of North America at 1279 Quarry Ln, Pleasanton, CA 94566 has been assessed and approved in accordance with the Regulations for Voluntary Control Measures.

VCCI Registration No. for Pleasanton: A-0268

2.1.5 Acceptance by Mutual Recognition Arrangement

The United States has an established agreement with specific countries under the Asia Pacific Laboratory Accreditation Corporation (APLAC) Mutual Recognition Arrangement. Under this agreement, all TUV Rheinland at 1279 Quarry Lane, Pleasanton, CA 94566 test results and test reports within the scope of the laboratory A2LA accreditation will be accepted by each member country.

2.2 Test Facilities

All of the test facilities are located at 1279 Quarry Lane, Pleasanton, California 94566, USA.

2.2.1 Emission Test Facility

The Semi-Anechoic chamber and AC Line Conducted measurement facility used to collect the radiated and conducted data has been constructed in accordance with ANSI C63.7:1992. The site has been measured in accordance with and verified to comply with the theoretical normalized site attenuation requirements of ANSI C63.4-2014, at a test distance of 3 and 5 meters. The site is listed with the FCC and accredited by A2LA (Lab Code US1131). The 3/5-meter semi-anechoic chamber used to collect the radiated data has been verified to comply with the theoretical normalized site attenuation requirements of ANSI C63.4-2014, at a test distance of 3 meter and 5 meters. A report detailing this site can be obtained from TUV Rheinland of North America.

2.2.2 Immunity Test Facility

ESD, EFT, Surge, PQF: These tests are performed in an environmentally controlled room with a 3.7 m x 4.8 m x 3.175 mm thick aluminum floor connected to PE ground.

For ESD testing, tabletop equipment is placed on an insulated mat with a surface resistivity of 10^9 Ohms/square on a 1.6 m x 0.8 m x 0.8 m high non-conductive table with a 3.175 mm aluminum top (Horizontal Coupling Plane). The HCP is connected to the main ground plane via a low impedance ground strap through two 470-kΩ resistors. The Vertical Coupling Plane consists of an aluminum plate 50 cm x 50 cm x 3.175 mm thick. The VCP is connected to the main ground plane via a low impedance ground strap through two 470-kΩ resistors.

For EFT, Surge, PQF, the HCP and VCP are removed.

RF Field Immunity testing is performed in a 7.3m x 4.3m x 4.1m anechoic chamber.

RF Conducted and Magnetic Field Immunity testing is performed on a 4.8m x 3.7m x 3.175mm thick aluminum ground plane.

All test areas allow a minimum distance of 1 meter from the EUT to walls or conducting objects.

2.3 Measurement Uncertainty

Two types of measurement uncertainty are expressed in this report, per *ISO Guide To The Expression Of Uncertainty In Measurement*, 1st Edition, 1995.

The Combined Standard Uncertainty is the standard uncertainty of the result of a measurement when that result is obtained from the values of a number of other quantities; it is equal to the positive square root of the sum of the variances or co-variances of these other quantities, weighted according to how the measurement result varies with changes in these quantities. The term *standard uncertainty* is the result of a measurement expressed as a standard deviation.

2.3.1 Sample Calculation – radiated & conducted emissions

The field strength is calculated by subtracting the Amplifier Gain and adding the Cable Loss and Antenna Correction Factor to the measured reading. The basic equation is as follows:

Field Strength (dBμV/m) = RAW - AMP + CBL + ACF

Where: RAW = Measured level before correction (dBμV)

AMP = Amplifier Gain (dB)

CBL = Cable Loss (dB)

ACF = Antenna Correction Factor (dB/m)

$$\mu V/m = 10^{\frac{dB\mu V/m}{20}}$$

Sample radiated emissions calculation @ 30 MHz

Measurement +Antenna Factor–Amplifier Gain+Cable loss=Radiated Emissions (dBuV/m)

25 dBuV/m + 17.5 dB – 20 dB + 1.0 dB = 23.5 dBuV/m

2.3.2 Measurement Uncertainty

Per CISPR 16-4-2	**U_{lab}**	**U_{cispr}**
Radiated Disturbance @ 10 meters		
30 – 1,000 MHz	2.25 dB	4.51 dB
Radiated Disturbance @ 3 meters		
30 – 1,000 MHz	2.26 dB	4.52 dB
1 – 6 GHz	2.12 dB	4.25 dB
6 – 18 GHz	2.47 dB	4.93 dB
Conducted Disturbance @ Mains Terminals		
150 kHz – 30 MHz	1.09 dB	2.18 dB
Disturbance Power		

30 MHz – 300 MHz	3.92 dB	4.3 dB

Voltech PM6000A

The estimated combined standard uncertainty for harmonic current and flicker measurements is ± 5.0%.	Per CISPR 16-4-2 Methods

2.3.3 Measurement Uncertainty Immunity

The estimated combined standard uncertainty for ESD immunity measurements is ± 8.2%.	Per IEC 61000-4-2
The estimated combined standard uncertainty for radiated immunity measurements is ± 4.10 dB.	Per IEC 61000-4-3
The estimated combined standard uncertainty for conducted immunity measurements with CDN is ± 3.66 dB	Per IEC 61000-4-6
The estimated combined standard uncertainty for power frequency magnetic field immunity is ± 2.9%.	Per IEC 61000-4-8

Thermo KeyTek EMC Pro

The estimated combined standard uncertainty for EFT fast transient immunity measurements is ± 2.6%.
The estimated combined standard uncertainty for surge immunity measurements is ± 2.6%.
The estimated combined standard uncertainty for voltage variation and interruption measurements is ± 1.74%.

The expanded uncertainty at a level of 95% confidence is obtained by multiplying the combined standard uncertainty by a coverage factor of 2. Compliance criteria are not based on measurement uncertainty.

2.4 Calibration Traceability

All measurement instrumentation is traceable to the National Institute of Standards and Technology (NIST). Measurement method complies with ANSI/NCSL Z540-1-1994 and ISO Standard 17025:2005. Equipment calibration records are kept on file at the test facility.

3 Product Information

3.1 Product Description

The Model D010001 (USA), D010002 (IC), Wi-Fi Router, is a Wi-Fi router for the home capable of operating in the 2.4 GHz and 5 GHz frequency bands over 20 MHz, 40 MHz and 80 MHz channels.

3.2 Equipment Configuration

A description of the equipment configuration is given in the Test Plan Section. The EUT was tested as called for in the test standard and was configured and operated in a manner consistent with its intended use. The EUT was connected to rated power and allowed to reach intended operating conditions. The placement of the EUT system components was guided by the test standard and selected to represent typical installation conditions.

In the case of an EUT that can operate in more than one configuration, preliminary testing was performed to determine the configuration that produced maximum radiation.

The final configuration was selected to produce the worst case radiation for emissions testing and to place the EUT in the most susceptible state for immunity testing.

3.3 Operating Mode

A description of the operation mode is given in the Test Plan Section. In the case of an EUT that can operate in more than one state, preliminary testing was performed to determine the operating mode that produced maximum radiation.

The final operating mode was selected to produce the worst case radiation for emissions testing and to place the EUT in the most susceptible state for immunity testing.

The final operating mode was selected to produce the worst case radiation for emissions testing and to place the EUT in the most susceptible state for immunity testing.

4 Dynamic Frequency Selection

Testing was performed in accordance with CFR47 Part 2 and 15.407(h), RSS-247 (6.3) 2017, KDB 905462 D02 UNII DFS Compliance Procedures New Rules v02. These test methods are listed under the laboratory's A2LA Scope of Accreditation. This test measures and verifies the characteristics and probability of EUT to switch to different operating channel, once the radar signal is detected. Procedures described in KDB 905462 D02 UNII DFS Compliance Procedure New Rules v02 were used.

4.1 DFS Applicability

All devices operated in the frequency range of 5250 MHz-5350 MHz and 5470 MHz-5725MHz must equip with the DFS mechanism. Based on the operational mode of Wi-Fi Router Mode D010001 (USA), D010002 (IC), the following requirements shall apply per KDB 905462 D02 procedures.

Table 2: Applicability of DFS Requirements Prior to Use of a Channel

Requirement	Operational Mode		
	Master	**Client Without Radar Detection**	**Client With Radar Detection**
Non-Occupancy Period	Yes	Not required	Yes
DFS Detection Threshold	Yes	Not required	Yes
Channel Availability Check Time	Yes	Not required	Not required
U-NII Detection Bandwidth	Yes	Not required	Yes

Table 3: Applicability of DFS requirements during normal operation

Requirement	Operational Mode		
	Master	**Master Device or Client With Radar Detection**	**Client Without Radar Detection**
DFS Detection Threshold	Yes	Yes	Not required
Channel Closing Transmission Time	Yes	Yes	Yes
Channel Move Time	Yes	Yes	Yes
U-NII Detection Bandwidth	Yes	Yes	Not required

Additional Requirements for device with multiple bandwidth modes	**Master Device or Client With Radar Detection**	**Client Without Radar Detection**
U-NII Detection Bandwidth and Statistical Performance Check	All BW Modes must be tested	Not Required
Channel Move Time and Channel Closing Transmission Time	Test using widest BW Mode	Testing using the widest BW mode available for the link
All other tests	Any single BW Mode	Not Required
Note: Frequencies selected for statistical performance check (Section 7.8.4) should include several frequencies within the radar detection bandwidth and frequencies near the edge of the radar detection bandwidth. For 802.11 devices it is suggested to select frequencies in each of the bonded 20 MHz channel and the channel center frequencies.		

4.2 DFS Requirements

Based on the applicability of eero inc., Model D010001 (USA), D010002 (IC), the following parameters and probability must be tested for conformance.

Table 4: DFS Detection Thresholds for Master Devices and Client Devices With Radar Detection

Maximum Transmit Power	Value (See Notes 1, 2, & 3)
EIRP ≥ 200 milliwatt	-64 dBm
EIRP < 200 milliwatt and power spectral density < 10 dBm/MHz	-62 dBm
EIRP < 200 milliwatt that do not meet power spectral density requirement	-64 dBm

Note 1: This is the level at the input of the receiver assuming a 0 dBi receive antenna.
Note 2: Throughout these test procedures an additional 1 dB has been added to the amplitude of the test transmission waveforms to account for variations in measurement equipment. This will ensure that the test signal is at or above the detection threshold level to trigger a DFS response.
Note 3: EIRP is based on the highest antenna gain. For MIMO devices refer to KDB Publication 662911 D01.

Table 5: DFS Response Requirement Values

Parameter	Value
Non-occupancy period	Minimum 30 minutes
Channel Availability Check Time	60 seconds
Channel Move Time	10 seconds. See Note 1.
Channel Closing Transmission Time	200 milliseconds + an aggregate of 60 milliseconds over remaining 10 second period. See Notes 1 and 2.
U-NII Detection Bandwidth	Minimum 100% of the U-NII 99% transmission power bandwidth. See Note 3.

Note 1: Channel Move Time and the Channel Closing Transmission should be performed with Radar Type 0. The measurement timing begin at the end of the Radar Type 0 burst.
Note 2: The Channel Closing Transmission Time is comprised of 200 milliseconds starting at the beginning of the Channel Move Time plus any additional intermittent control signals required to facilitate a Channel move (an aggregate of 60 milliseconds) during the remainder of the 10 second period. The aggregate duration of control signals will not count quiet periods in between transmissions.
Note 3: During the U-NII Detection Bandwidth detection test, radar type 0 is used and for each frequency step the minimum percentage of detection is 90 percent. Measurements are performed with no data traffic.

Table 6: Short Pulse Radar Test Waveforms

Radar Type	Pulse Width (µsec)	PRI (µsec)	Number of Pulses	Minimum Percentage of Successful Detection	Minimum Number of Trials
0	1	1428	18	See Note 1	See Note 1
1	1	Test A: 15 unique PRI values randomly selected from the list of 23 PRI Values in Table 5a	Roundup{(1/360)*(19*10^6/PRI_{usec})}	60%	30
		Test B: 15 unique PRI values randomly selected within the range of 518-3066 uSec, with a minimum increment of 1 uSec, excluding PRI values selected in Test 1A			
2	1-5	150-230	23-29	60%	30
3	6-10	200-500	16-18	60%	30
4	11-20	200-500	12-16	60%	30
Aggregate (Radar Types 1-4)				80%	120
Note 1: Short Pulse Radar Type 0 should be used for the detection bandwidth test, channel move time and channel closing time tests.					

Table 7: Pulse Repetition Intervals Value for Test A

Pulse Repetition Frequency Number	Pulse Repetition Frequency (Pulse per Second)	Pulse Repetition Interval (Microseconds)
1	1930.5	518
2	1858.7	538
3	1792.1	558
4	1730.1	578
5	1672.2	598
6	1618.1	618
7	1567.4	638
8	1519.8	658
9	1474.9	678

10	1432.7	698
11	1392.8	718
12	1355	738
13	1319.3	758
14	1285.3	778
15	1253.1	798
16	1222.5	818
17	1193.3	838
18	1165.6	858
19	1139	878
20	1113.6	898
21	1089.3	918
22	1066.1	938
23	326.2	3066

Table 8: Long Pulse Radar Test Waveform

Radar Type	Pulse Width (µsec)	Chirp Width (MHz)	PRI (µsec)	Number of Pulses per Burst	Number of Bursts	Minimum Percentage of Successful Detection	Minimum Number of Trials
5	50-100	5-20	1000-2000	1-3	8-20	80%	30

Table 9: Frequency Hopping Radar Test Waveform

Radar Type	Pulse Width (µsec)	PRI (µsec)	Pulses per Hop	Hopping Rate (kHz)	Hopping Sequence Length (msec)	Minimum Percentage of Successful Detection	Minimum Number of Trials
6	1	333	9	0.333	300	70%	30

4.3 Test Setup Protocol

The following test setup was used to evaluate the Wi-Fi Router Model D010001 (USA), D010002 (IC) for DFS conformance.

Dynamic Frequency Selection in 5 GHz Radiated Setup:

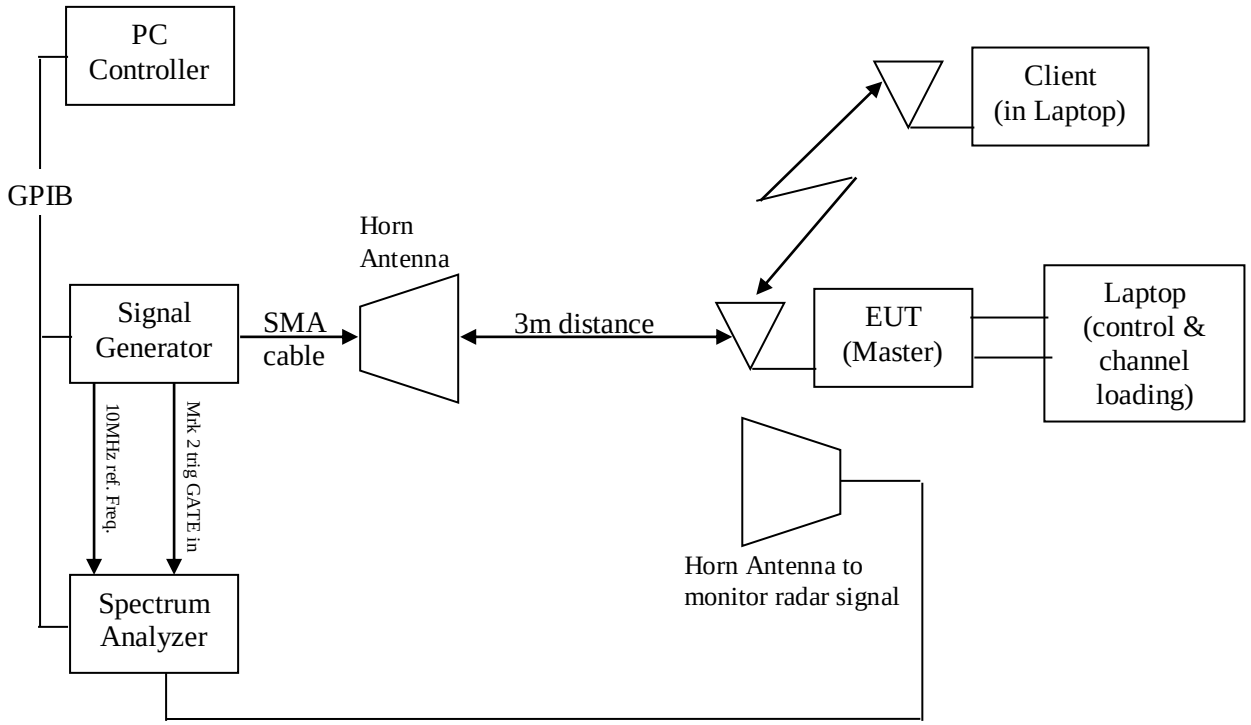

4.4 Radar Waveform Calibration Plot

All six radar waveforms verified at the 5260 MHz, 5270 MHz,, and 5290 MHz center frequency using radiated method. . These waveforms were compensated for the path loss as offset on spectrum analyzer.

The radar signal levels below are calibrated to be less than -63 dBm for EUT threshold detection.

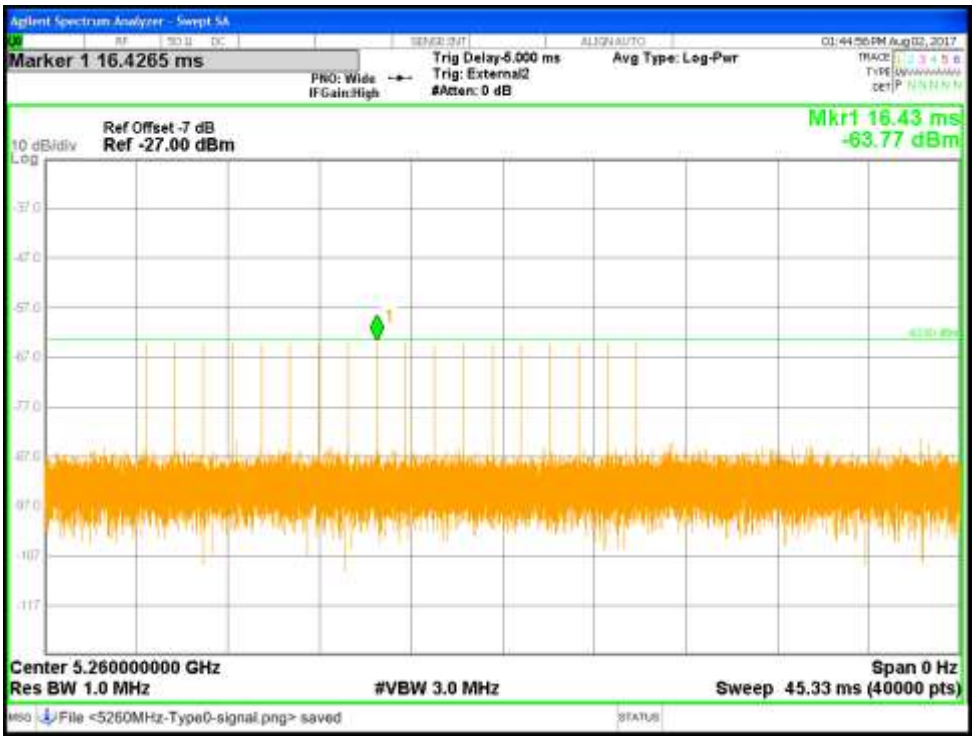

Figure 1: Radar Type 0 DFS Detection Threshold Level at 5260 MHz

Figure 2: Radar Type 0 DFS Detection Threshold Level at 5270 MHz

Figure 3: Radar Type 0 DFS Detection Threshold Level at 5290 MHz

Figure 4: Radar Type 1A DFS Detection Threshold Level at 5260 MHz

Figure 5: Radar Type 1A DFS Detection Threshold Level at 5270 MHz

Figure 6: Radar Type 1A DFS Detection Threshold Level at 5290 MHz

Figure 7: Radar Type 1B DFS Detection Threshold Level at 5260 MHz

Figure 8: Radar Type 1B DFS Detection Threshold Level at 5270 MHz

Figure 9: Radar Type 1B DFS Detection Threshold Level at 5290 MHz

Figure 10: Radar Type 2 DFS Detection Threshold Level at 5260 MHz

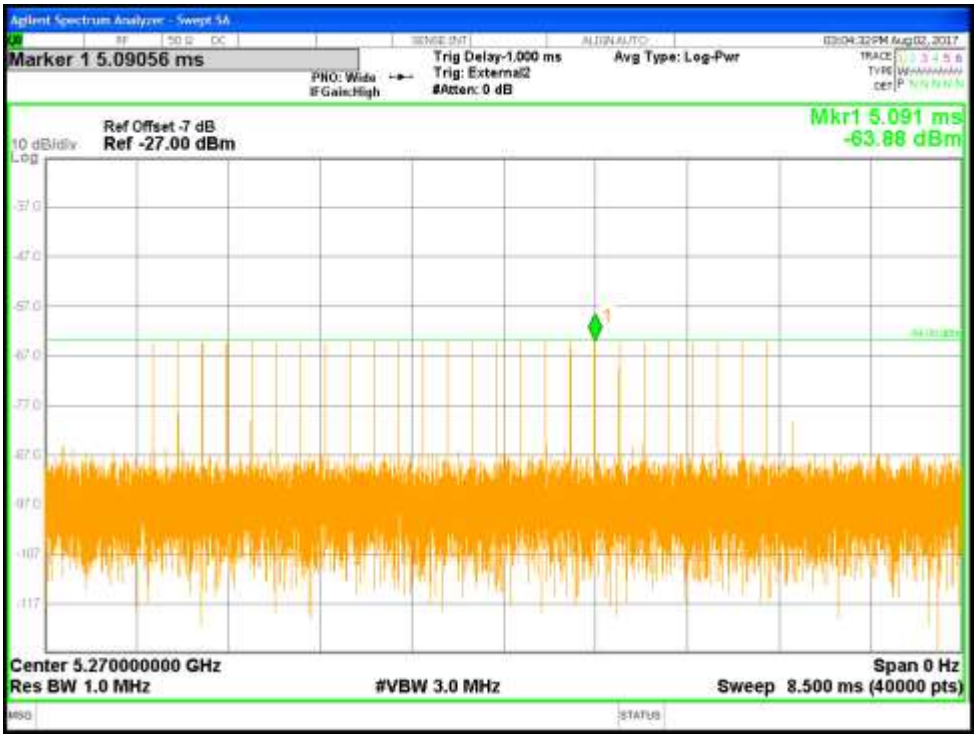

Figure 11: Radar Type 2 DFS Detection Threshold Level at 5270 MHz

Figure 12: Radar Type 2 DFS Detection Threshold Level at 5290 MHz

Figure 13: Radar Type 3 DFS Detection Threshold Level at 5260 MHz

Figure 14: Radar Type 3 DFS Detection Threshold Level at 5270 MHz

Figure 15: Radar Type 3 DFS Detection Threshold Level at 5290 MHz

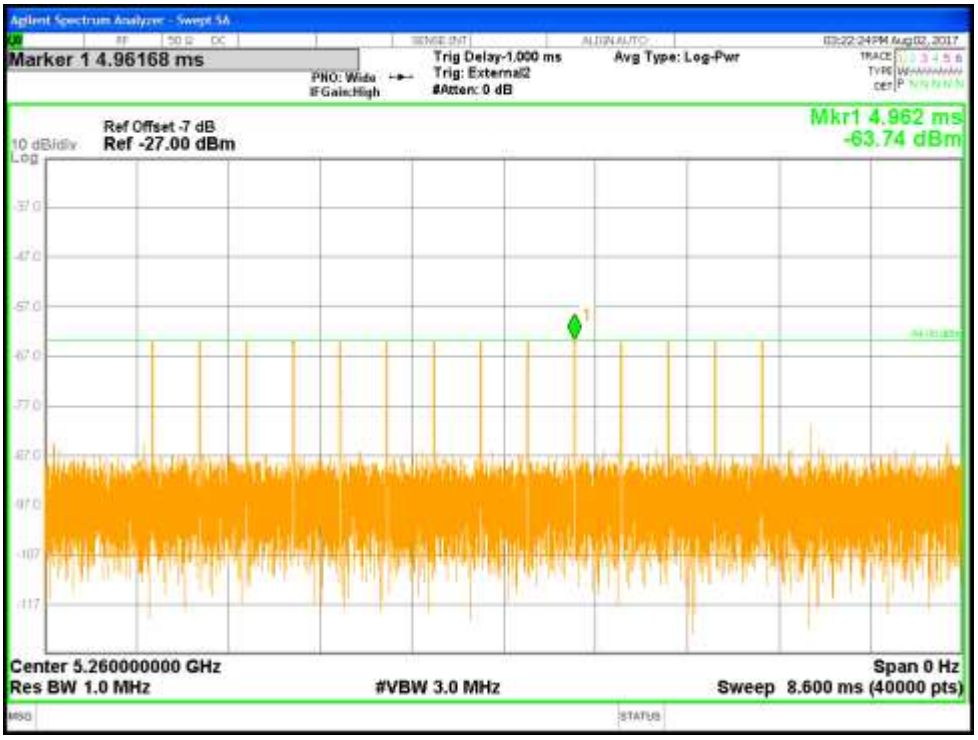

Figure 16: Radar Type 4 DFS Detection Threshold Level at 5260 MHz

Figure 17: Radar Type 4 DFS Detection Threshold Level at 5270 MHz

Figure 18: Radar Type 4 DFS Detection Threshold Level at 5290 MHz

Figure 19: Radar Type 5 DFS Detection Threshold Level at 5260 MHz

Figure 20: Radar Type 5 DFS Detection Threshold Level at 5270 MHz

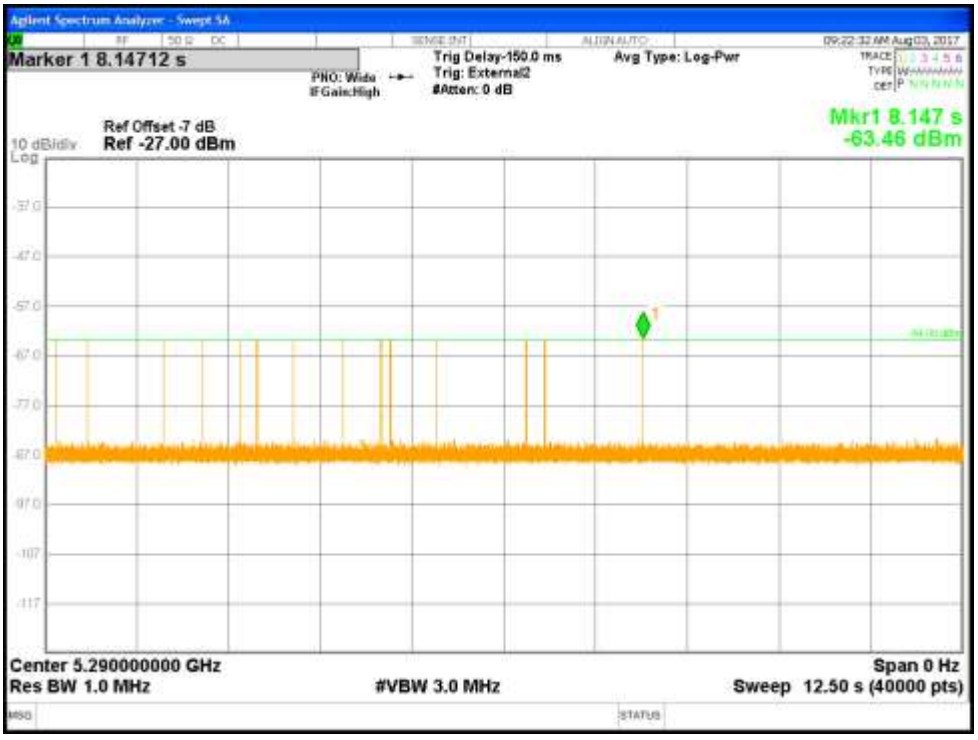

Figure 21: Radar Type 5 DFS Detection Threshold Level at 5290 MHz

Figure 22: Radar Type 6 at 5260 MHz for 20MHz Bandwidth (9 Pulses in Burst)

Figure 23: Radar Type 6 DFS Detection Threshold Level at 5270 MHz (9 Pulses in Burst)

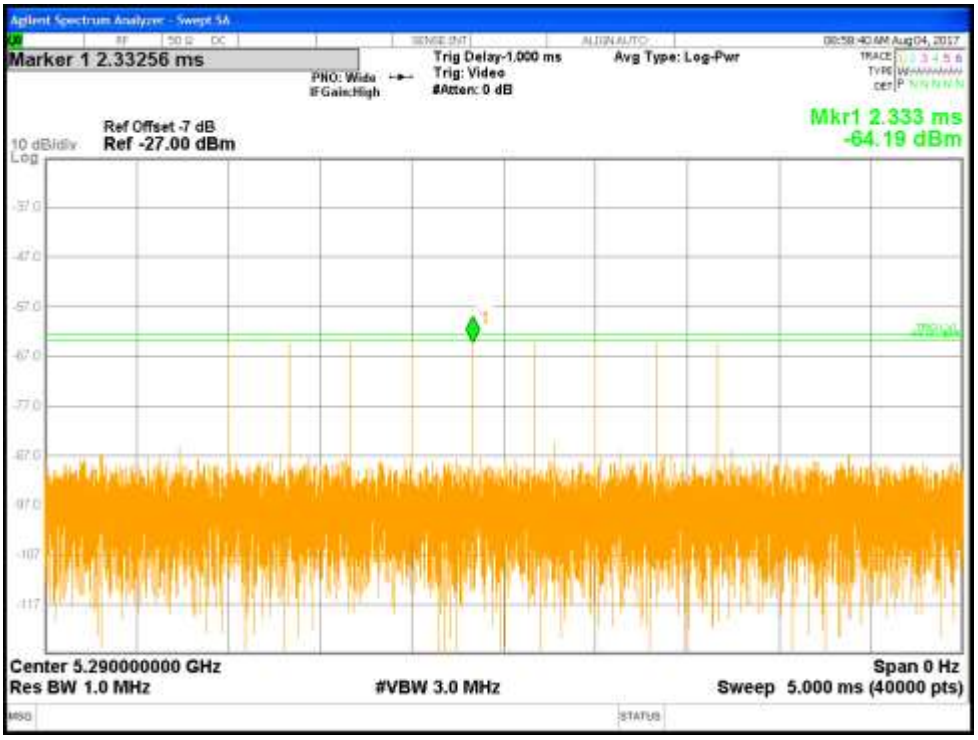

Figure 24: Radar Type 6 DFS Detection Threshold Level at 5290 MHz (9 Pulses in Burst)

4.5 Channel Loading

As stated in Section 7.7 of KDB 905462 D02 UNII DFS Compliance Procedures New Rules v02, data transfer was used during evaluation of the Wi-Fi Router, Model D010001 (USA), D010002 (IC). The minimum channel loading requirement is approximately 17% or greater. The operating channel on 5260 MHz was randomly selected for 20 MHz bandwidth, channel 5270 MHz was used for 40 MHz bandwidth, and 5290 MHz was used for 80 MHz bandwidth.

Channel loading calculation: Time On / (Time On + Off Time)

Figure 25: EUT Channel Loading at 5260 MHz (20 MHz bandwidth)

Note: Channel loading = Time On / (Time On + Off Time)

= (23.79 ms / 93.87 ms) * 100%

= 25.34 %

Figure 26: EUT Channel Loading at 5270 MHz (40 MHz bandwidth)

Note: Channel loading = Time On / (Time On + Off Time)

= (22.94 ms / 109.5 ms) * 100%

= 20.95 %

Figure 27: EUT Channel Loading at 5290 MHz (80 MHz bandwidth)

Note: Channel loading = Time On / (Time On + Off Time)

= (22.23 ms / 108.9 ms) * 100%

= 20.41 %

4.6 DFS Detection Threshold

All operating channels of the Wi-Fi Router, Model D010001 (USA), D010002 (IC) have the same detection bandwidth. The operating channel on 5260 MHz was randomly selected for 20 MHz bandwidth, channel 5270 MHz was used for 40 MHz bandwidth, and 5290 MHz was used for 80 MHz bandwidth. UNII detection bandwidth performed according to Section 7.8.1 of KDB 905462 D02 UNII DFS Compliance Procedures New Rules v02.

4.6.1 Test Method

The radiated method was used to measure the detection threshold. KDB 905462 D02 Section 7.8 was used to determine the DFS generator drive level. The continuous wave at 5260 MHz, 5270 MHz, and 5290 MHz were applied and the corrected level recorded at the EUT end. The setup diagram is shown below.

Test Setup:

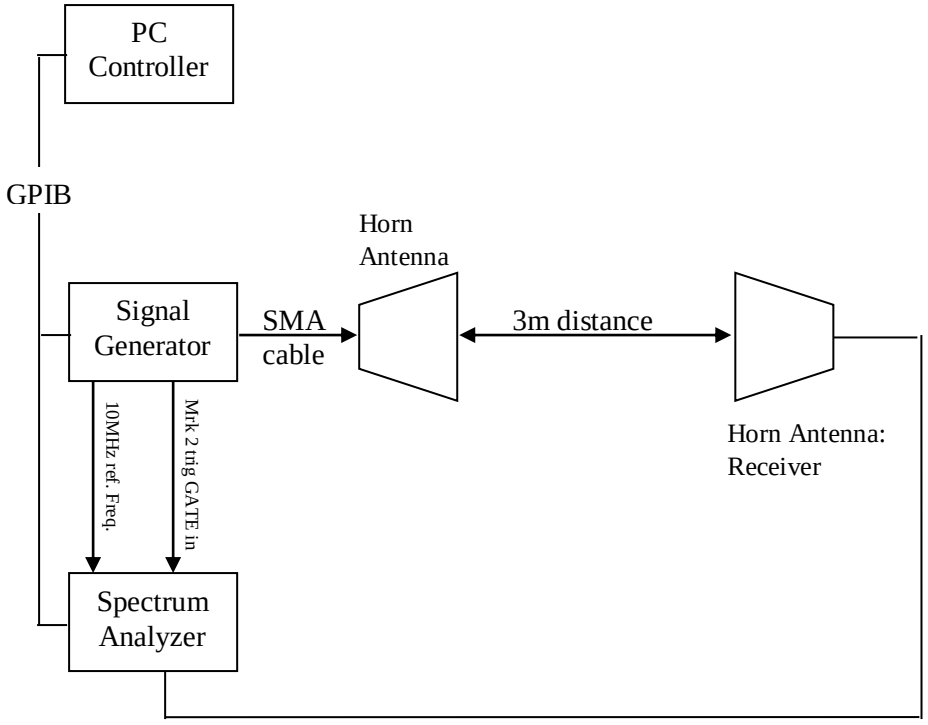

4.6.2 Results

The Wi-Fi Router, Model D010001 (USA), D010002 (IC) was provided with uniform loading across the dynamic frequency ranges of 5150 MHz to 5350 MHz.

The required threshold level is -64 dBm since the Wi-Fi Router transmitted EIRP power is greater than 200 mW.

A reference offset was applied into the Spectrum Analyzer for cable loss and antenna gain of -7.0 dB.

Radar Injection Level = -64.0 dBm + 1dB

= -63.0 dBm

Note: The above threshold level was used to verify all Waveforms Type 0 to 6, as indicated in Section 4.4 of this report.

4.7 UNII Detection Bandwidth

All operating channels of the Wi-Fi Router, Model D010001 (USA), D010002 (IC) have the same detection bandwidth. The operating channel on 5260 MHz was randomly selected for 20 MHz bandwidth testing. Similarly, the 5270 MHz operating channel was used for testing 40 MHz bandwidth, and 5290 MHz operating channel used for 80 MHz bandwidth. UNII detection bandwidth performed according to Section 7.8.1 of KDB 905462 D02.

The measured U-NII detection bandwidth of Model D010001 (USA), D010002 (IC) shall be at least 100% of the 99% channel power bandwidth; per Table 4 of KDB 905462 D02.

4.7.1 Test Method

The KDB 905462 D02 Section 7.8.1 detection bandwidth radiated method was used to measure the detection bandwidth output. The sample S/N MF701114110316, configured to operate at 5260 MHz for 20 MHz bandwidth, 5270 MHz for 40 MHz bandwidth, and 5290 MHz for 80 MHz bandwidth. The results are indicated below.

Test Setup:

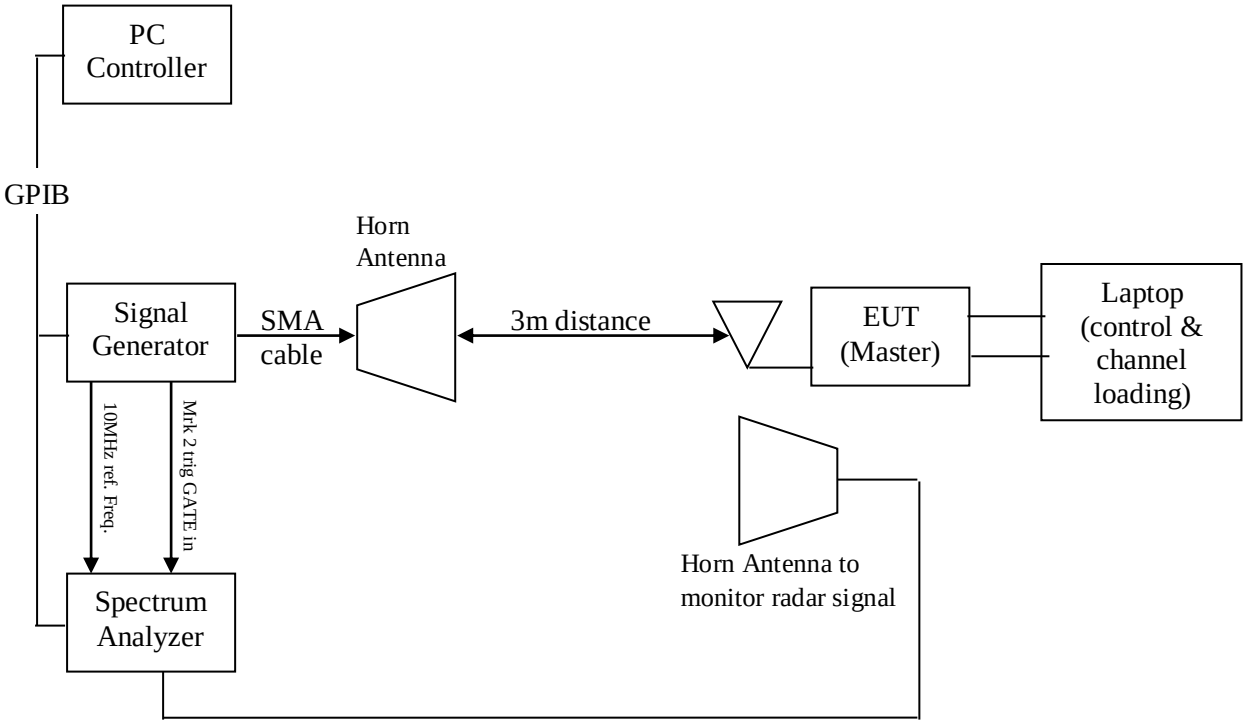

4.7.2 Results

As originally tested, the EUT was found to be compliant to the requirements of the test standard(s).

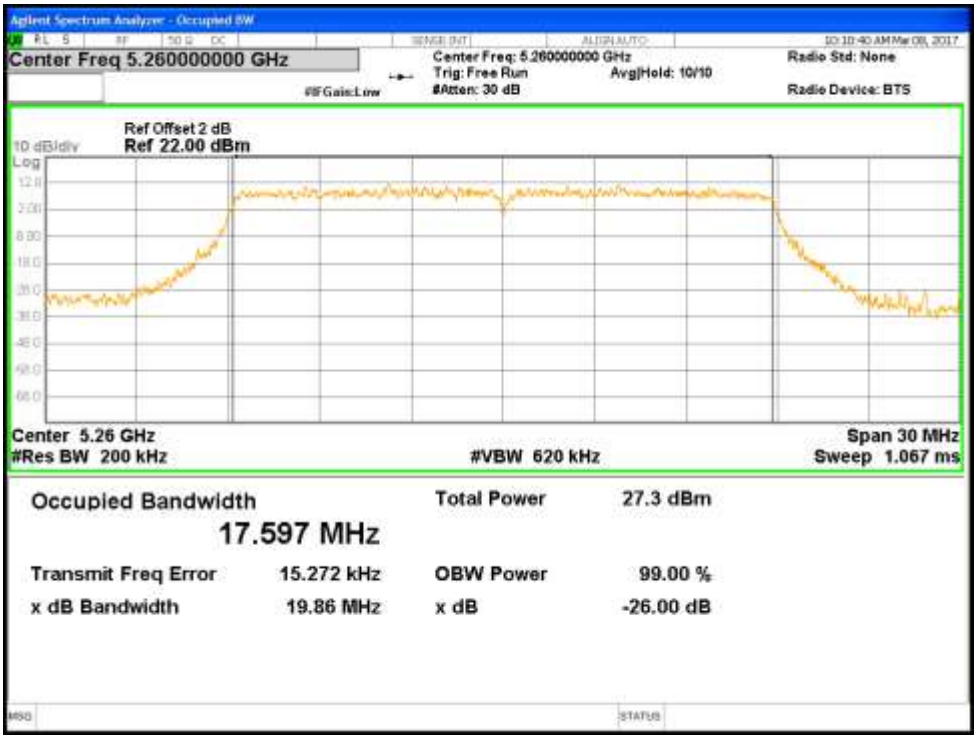

Figure 28: 99% Bandwidth at 5260 MHz

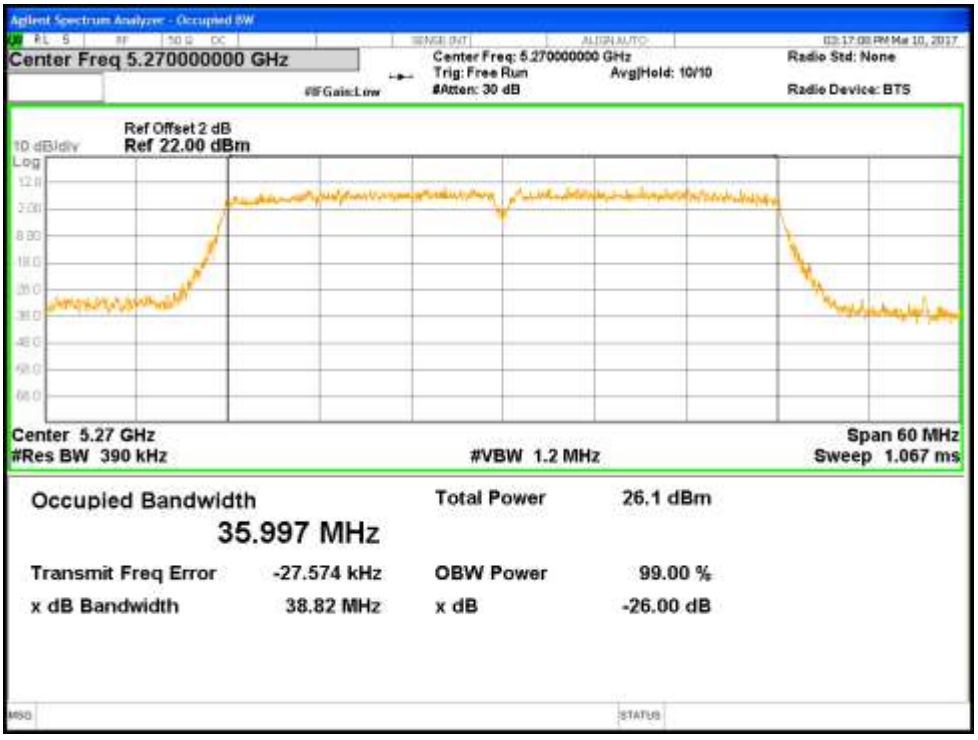

Figure 29: 99% Bandwidth at 5270 MHz

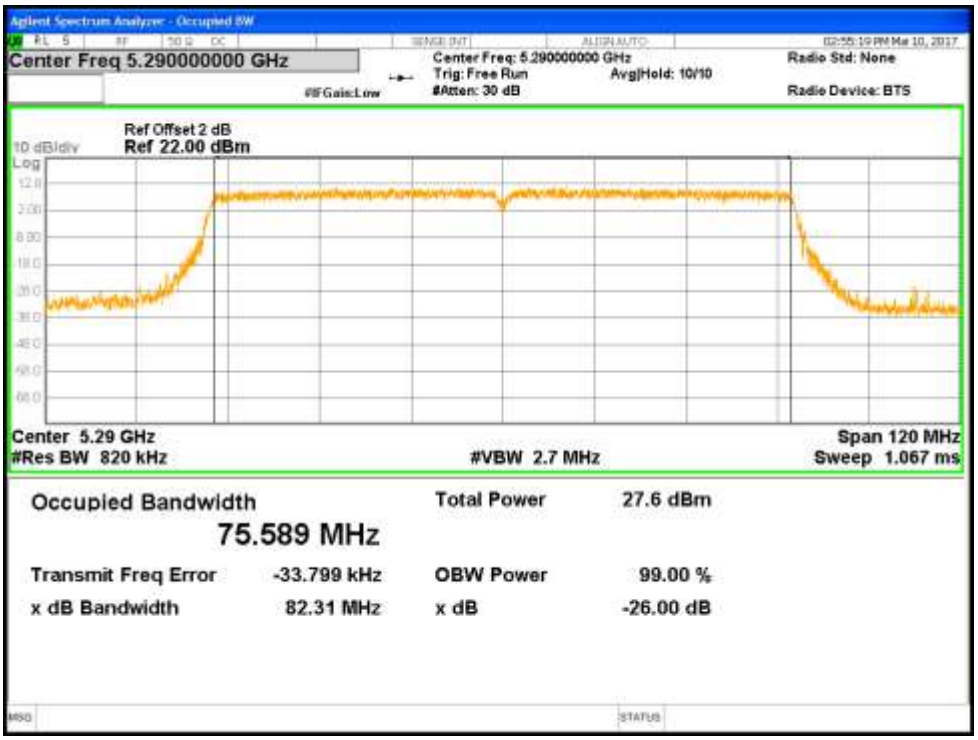

Figure 30: 99% Bandwidth at 5290 MHz

Table 10: U-NII Detection Bandwidth for 20 MHz Bandwidth – Test Results

Test Date: September 05, 2017	
Test Setup: radiated method	**Radar Test Waveform:** 0
Center Frequency: 5260 MHz	**EUT State:** No traffic
Min. Antenna Gain: +4.86 dBi	**Max. Transmitted Power:** +20 dBm.
Required Threshold: -64 dBm	**Detection Threshold:** -63 dBm
Ambient Temperature: 23°C	**Relative Humidity:** 42%RH

Frequency (MHz)	Trial Number										Sucessful Percentage	Note
	1	2	3	4	5	6	7	8	9	10		
5250	Y	Y	Y	Y	Y	Y	Y	Y	Y	Y	100	
5251	Y	Y	Y	Y	Y	Y	Y	Y	Y	Y	100	Fl
5252	Y	Y	Y	Y	Y	Y	Y	Y	Y	Y	100	
5253	Y	Y	Y	Y	Y	Y	Y	Y	Y	Y	100	
5254	Y	Y	Y	Y	Y	Y	Y	Y	Y	Y	100	
5255	Y	Y	Y	Y	Y	Y	Y	Y	Y	Y	100	
5260	Y	Y	Y	Y	Y	Y	Y	Y	Y	Y	100	Fc
5265	Y	Y	Y	Y	Y	Y	Y	Y	Y	Y	100	
5266	Y	Y	Y	Y	Y	Y	Y	Y	Y	Y	100	
5267	Y	Y	Y	Y	Y	Y	Y	Y	Y	Y	100	
5268	Y	Y	Y	Y	Y	Y	Y	Y	Y	Y	100	
5269	Y	Y	Y	Y	Y	Y	Y	Y	Y	Y	100	Fh
5270	Y	Y	Y	Y	Y	Y	Y	Y	Y	Y	100	
5271												
5272												
99% Chan. Power Bandwidth =				17.60 MHz								
Required Detection Bandwidth =				17.60 MHz								
Detection Bandwidth (Fh-Fl) =				20.00 MHz								
Over All Result =				Complies								

Table 11: U-NII Detection Bandwidth for 40 MHz Bandwidth – Test Results

Test Date: September 05, 2017	
Test Setup: radiated method	**Radar Test Waveform:** 0
Center Frequency: 5270 MHz	**EUT State:** No traffic
Min. Antenna Gain: +4.86 dBi	**Max. Transmitted Power:** +20 dBm.
Required Threshold: -64 dBm	**Detection Threshold:** -63 dBm
Ambient Temperature: 23°C	**Relative Humidity:** 42%RH

Frequency (MHz)	Trial Number 1	2	3	4	5	6	7	8	9	10	Sucessful Percentage	Note
5250	Y	Y	Y	Y	Y	Y	Y	Y	Y	Y	100	
5251	Y	Y	Y	Y	Y	Y	Y	Y	Y	Y	100	
5252	Y	Y	Y	Y	Y	Y	Y	Y	Y	Y	100	Fl
5253	Y	Y	Y	Y	Y	Y	Y	Y	Y	Y	100	
5254	Y	Y	Y	Y	Y	Y	Y	Y	Y	Y	100	
5255	Y	Y	Y	Y	Y	Y	Y	Y	Y	Y	100	
5260	Y	Y	Y	Y	Y	Y	Y	Y	Y	Y	100	
5265	Y	Y	Y	Y	Y	Y	Y	Y	Y	Y	100	
5270	Y	Y	Y	Y	Y	Y	Y	Y	Y	Y	100	Fc
5275	Y	Y	Y	Y	Y	Y	Y	Y	Y	Y	100	
5280	Y	Y	Y	Y	Y	Y	Y	Y	Y	Y	100	
5285	Y	Y	Y	Y	Y	Y	Y	Y	Y	Y	100	
5286	Y	Y	Y	Y	Y	Y	Y	Y	Y	Y	100	
5287	Y	Y	Y	Y	Y	Y	Y	Y	Y	Y	100	
5288	Y	Y	Y	Y	Y	Y	Y	Y	Y	Y	100	Fh
5289	Y	Y	Y	Y	Y	Y	Y	Y	Y	Y	100	
5290	Y	Y	Y	Y	Y	Y	Y	Y	Y	Y	100	
99% Chan. Power Bandwidth =					36.00	MHz						
Required Detection Bandwidth =					36.00	MHz						
Detection Bandwidth (Fh-Fl) =					40.00	MHz						
Over All Result =						Complies						

Table 12: U-NII Detection Bandwidth for 80 MHz Bandwidth – Test Results

Test Date: September 05, 2017	
Test Setup: radiated method	**Radar Test Waveform:** 0
Center Frequency: 5290 MHz	**EUT State:** No traffic
Min. Antenna Gain: +4.86 dBi	**Max. Transmitted Power:** +20 dBm.
Required Threshold: -64 dBm	**Detection Threshold:** -63 dBm
Ambient Temperature: 23°C	**Relative Humidity:** 42%RH

Frequency (MHz)	Trial Number 1	2	3	4	5	6	7	8	9	10	Sucessful Percentage	Note
5250	Y	Y	Y	Y	Y	Y	Y	Y	Y	Y	100	
5251	Y	Y	Y	Y	Y	Y	Y	Y	Y	Y	100	
5252	Y	Y	Y	Y	Y	Y	Y	Y	Y	Y	100	Fl
5253	Y	Y	Y	Y	Y	Y	Y	Y	Y	Y	100	
5254	Y	Y	Y	Y	Y	Y	Y	Y	Y	Y	100	
5255	Y	Y	Y	Y	Y	Y	Y	Y	Y	Y	100	
5260	Y	Y	Y	Y	Y	Y	Y	Y	Y	Y	100	
5265	Y	Y	Y	Y	Y	Y	Y	Y	Y	Y	100	
5270	Y	Y	Y	Y	Y	Y	Y	Y	Y	Y	100	
5275	Y	Y	Y	Y	Y	Y	Y	Y	Y	Y	100	
5280	Y	Y	Y	Y	Y	Y	Y	Y	Y	Y	100	
5285	Y	Y	Y	Y	Y	Y	Y	Y	Y	Y	100	
5290	Y	Y	Y	Y	Y	Y	Y	Y	Y	Y	100	Fc
5295	Y	Y	Y	Y	Y	Y	Y	Y	Y	Y	100	
5300	Y	Y	Y	Y	Y	Y	Y	Y	Y	Y	100	
5305	Y	Y	Y	Y	Y	Y	Y	Y	Y	Y	100	
5310	Y	Y	Y	Y	Y	Y	Y	Y	Y	Y	100	
5315	Y	Y	Y	Y	Y	Y	Y	Y	Y	Y	100	
5320	Y	Y	Y	Y	Y	Y	Y	Y	Y	Y	100	
5325	Y	Y	Y	Y	Y	Y	Y	Y	Y	Y	100	
5326	Y	Y	Y	Y	Y	Y	Y	Y	Y	Y	100	
5327	Y	Y	Y	Y	Y	Y	Y	Y	Y	Y	100	
5328	Y	Y	N	Y	Y	Y	Y	Y	Y	Y	100	Fh
5329	Y	Y	Y	Y	Y	Y	Y	Y	Y	Y	100	
5330	Y	Y	Y	Y	Y	Y	Y	Y	Y	Y	100	
99% Chan. Power Bandwidth =					75.59 MHz							
Required Detection Bandwidth =					75.59 MHz							
Detection Bandwidth (Fh-Fl) =					80.00 MHz							
Over All Result =					Complies							

4.8 Performance Requirement Checks

The performance checks consist of the initial channel availability check, radar injection at the beginning of the channel check, and radar injection at the end of the channel check. These parameters of the Wi-Fi Router, Model D010001 (USA), D010002 (IC) are verified to ensure the proper radar detection.

The Wi-Fi Router, Model D010001 (USA), D010002 (IC) must have 1 minute transmission-free time for initial channel availability check time and 2.5 minutes of transmission-free time for other channel availability check per KDB 905462 D02 UNII DFS Compliance Procedures New Rules v02.

4.8.1 Test Method

The KDB 905462 D02 v02 Section 7.8.2 Performance Requirements Check was used. The sample with S/N MF701114110316, configured to operate at 5260 MHz for 20 MHz bandwidth. The final results are indicated below.

Test Setup:

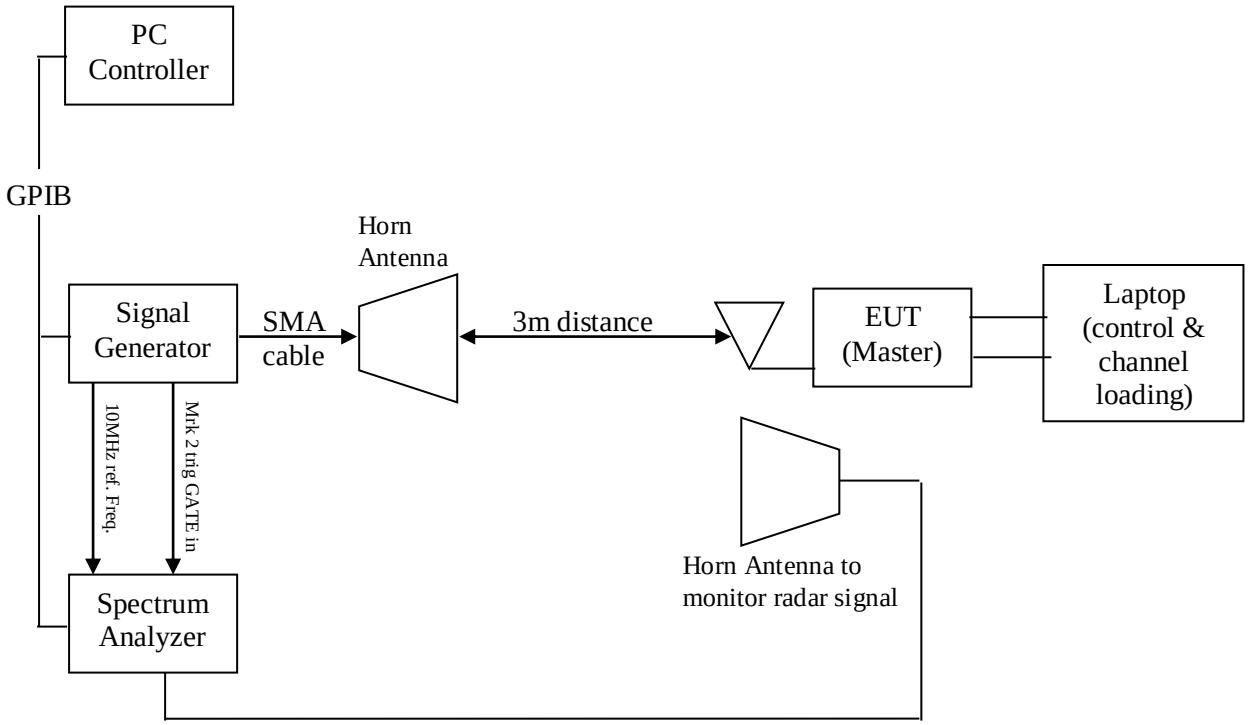

4.8.2 Results

As originally tested, the EUT was found to be compliant to the requirements of the test standard(s).

Table 13: Channel Availability Checks for 80 MHz Bandwidth – Test Results

Test Date: September 21, 2017				
Test Method: radiated method		**Radar Test Waveform:** 0		
Center Frequency: 5290 MHz		**EUT State:** No traffic		
Min. Antenna Gain: +4.86 dBi		**Max. Transmitted Power:** +20 dBm.		
Required Threshold: -64 dBm		**Detection Threshold:** -63 dBm		
Ambient Temperature: 23°C		**Relative Humidity:** 37 %RH		
Performance	**Plots #**	**Limit**	**Results**	**Remark**
Power-up Cycle	28	N/A	Complies	Power-up time was measured 9.08 seconds.
Channel Availability Check Time	28	60s	Complies	Channel check time from 9.08 s to 69.08 s
Radar Injection near the beginning of CAC	29	150s	Complies	Injected at 10.58 seconds; 1.50 s into the CAC.
Radar Injection near the End of CAC	30	150s	Complies	Injected at 64.65 seconds; 55.57 s into the CAC.
Note: Manufacturer declared the power up time was 10 seconds after WiFi (5GHz) is up.				

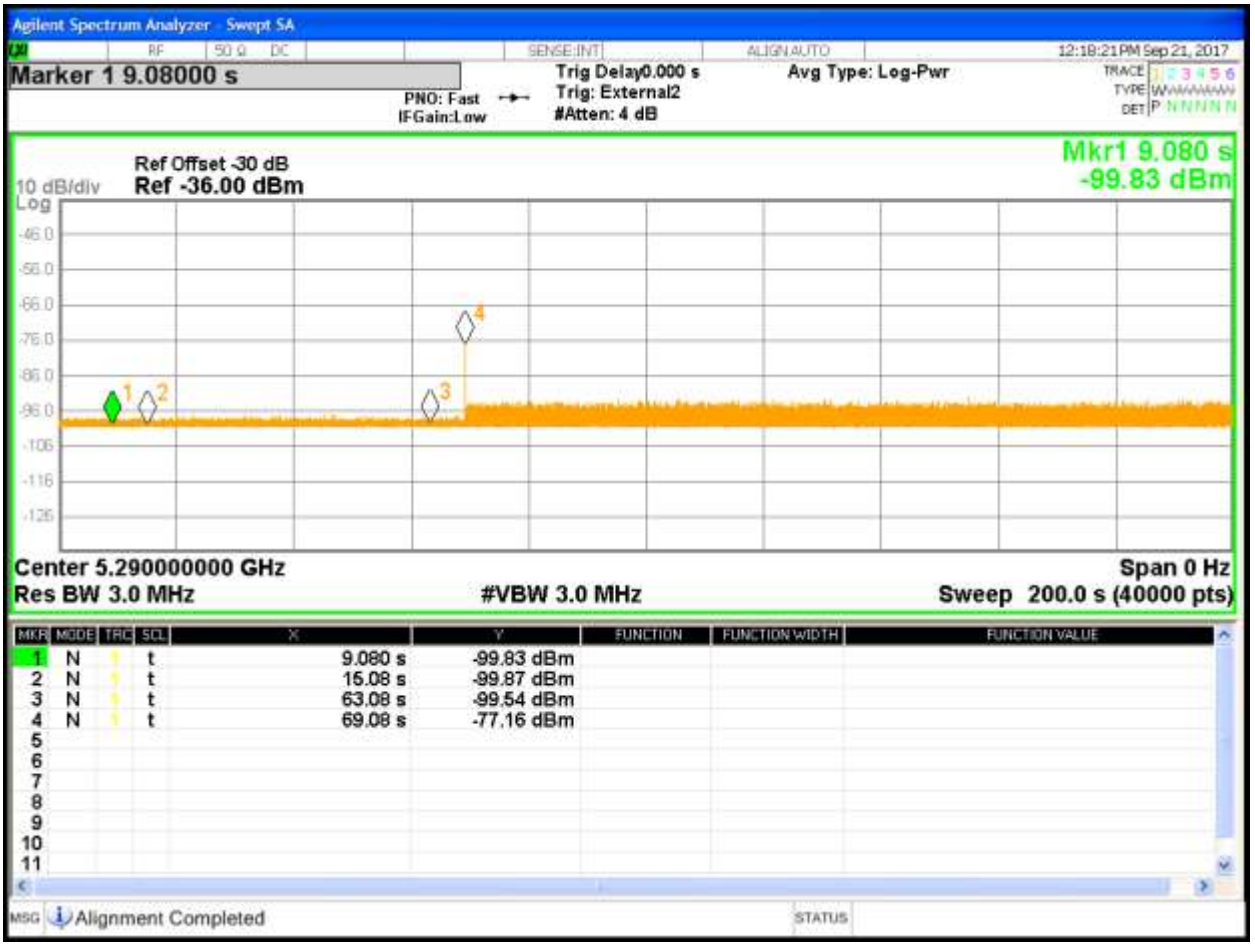

Figure 31: Initial Channel Availability Check for 80 MHz Bandwidth

Note: 1. Analyzer was trigger at the EUT' power up cycle.

2. Marker 1 is denoted end of power-up time and the start of 60 seconds channel availability check time.

3. Marker 2 is denoted at 6 seconds into the 60 second channel availability check time.

4. Marker 3 is denoted at 54 seconds into the 60 second channel availability check time.

5. Marker 4 is when EUT started to transmit at 69.08 seconds.

.

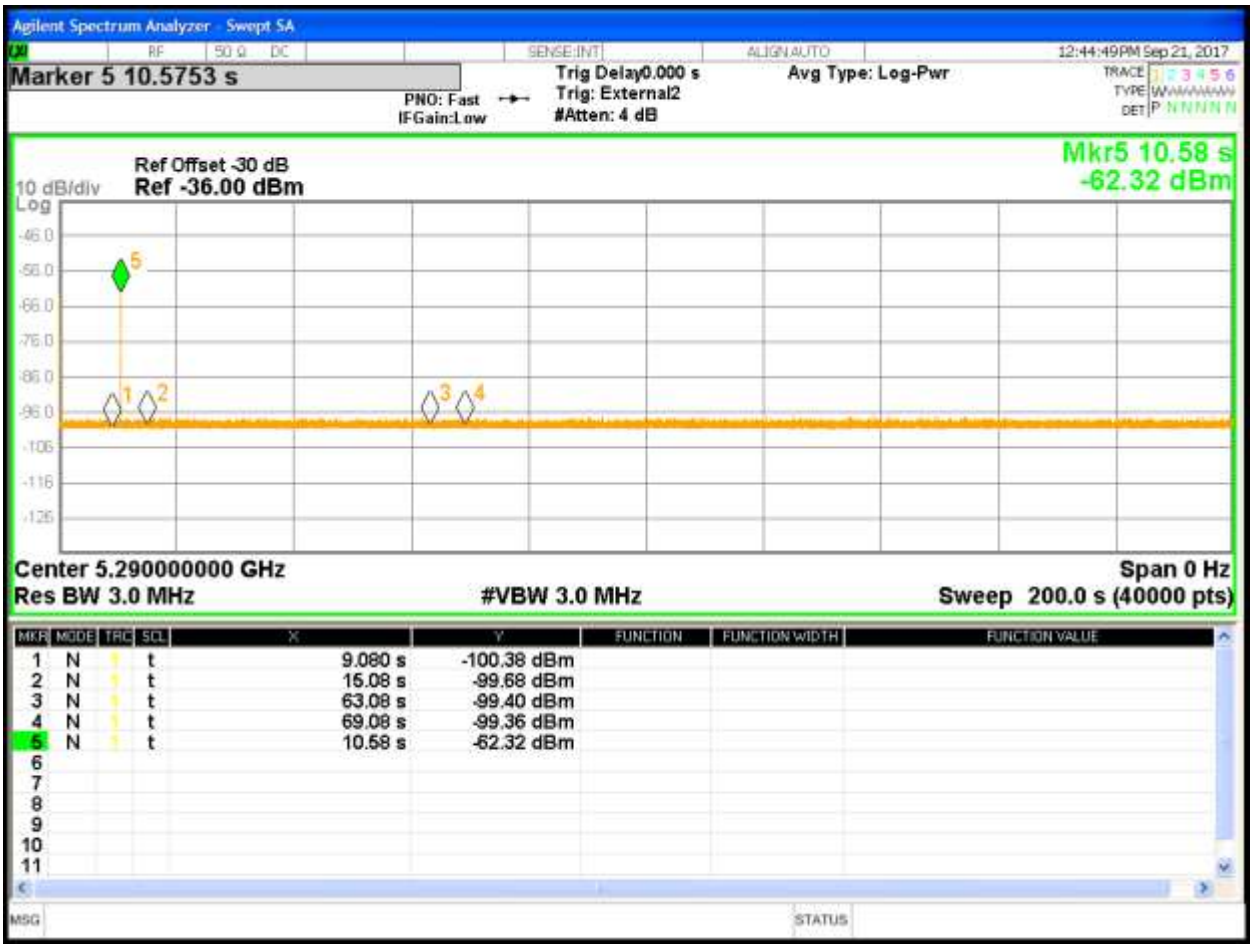

Figure 32: Radar Pulse Injection near the Beginning of Channel Availability Check for 80 MHz Bandwidth

Note: 1. The Wi-Fi Router, Model D010001 (USA), D010002 (IC) has the power up time of 9.08 seconds.

2. The first 6 second of channel availability check would be between 9.08 s and 15.08 s.

3. A Waveform 0 Radar Burst is injected at 10.58 seconds.

4. No transmission occurred within 2.5 minutes after radar injection.

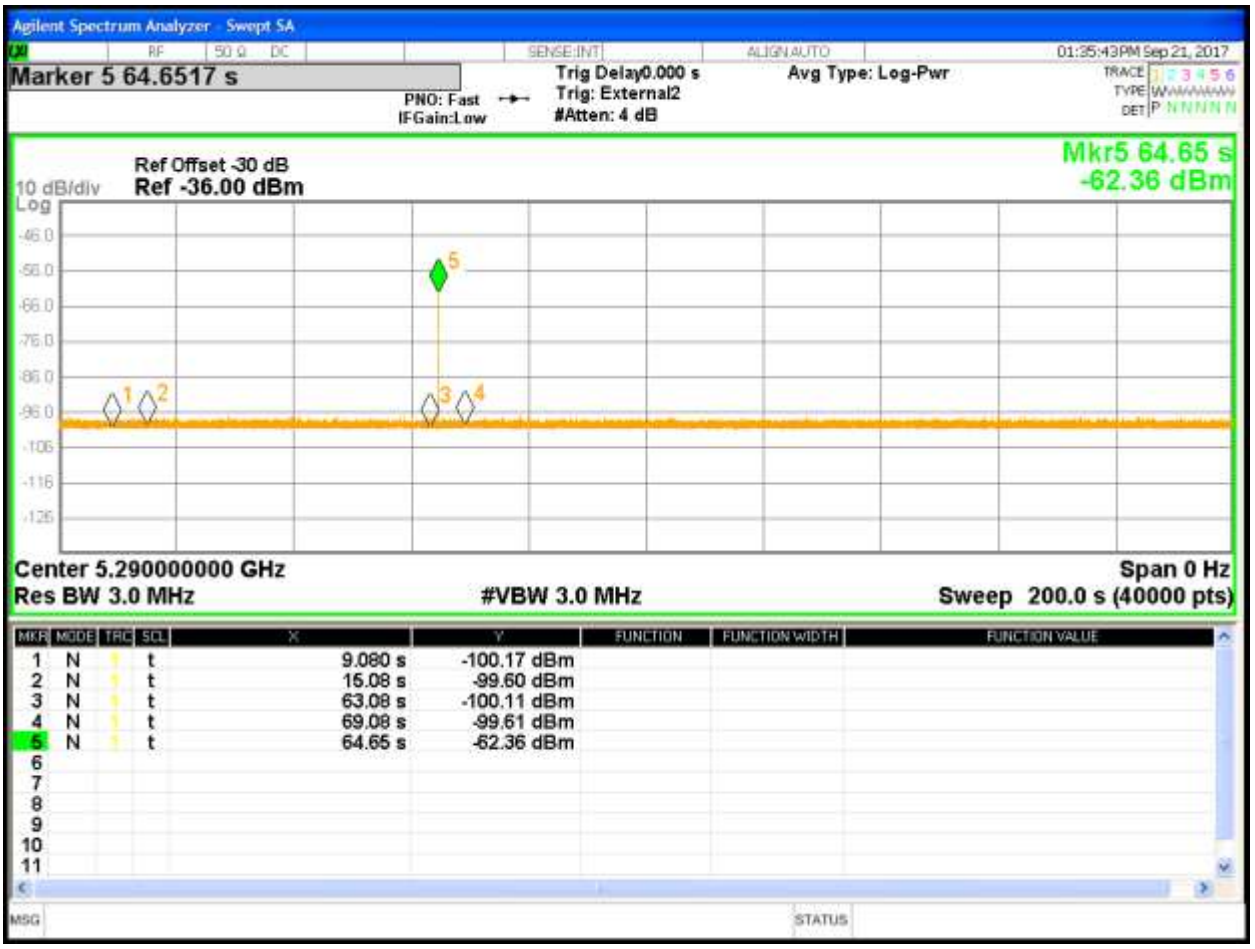

Figure 33: Radar Pulse Injection near the End of Channel Availability Check for 80 MHz Bandwidth

Note: 1. The Wi-Fi Router, Model D010001 (USA), D010002 (IC) has the power up time of 9.08 seconds.

2. The last 6 second of channel availability check would be between 63.08 s and 69.08 s.

3. The single radar burst is injected at 64.65 seconds.

4. No transmission occurred within 2.5 minutes after radar injection.

4.9 In-Service Monitoring

In-service monitoring performance checks consist of the channel move time, channel closing transmission time, and non-occupancy period. These parameters of the Wi-Fi Router, Model D010001 (USA), D010002 (IC) are verified to give the radar system the priority of the frequency and minimize the interference with nearby radar systems when the Wi-Fi Router, Model D010001 (USA), D010002 (IC) is being used.

Upon the detection of radar signal on the operating channel, the equipment under test (EUT) must move to another operating channel with move time less than 10 seconds. The total channel closing transmission time must be 200 mS with an aggregate 60 mS over the remaining 10 second period. The radar detected channel must not have any transmission from EUT for the minimum of 30 minutes.

4.9.1 Test Method

The KDB 905462 D02 UNII DFS Compliance Procedure New Rules v02 Section 7.8.3 Performance Requirements Check was used.

The sample S/N MF701114110316 was used as master device and configured to operate at 5290 MHz for 80 MHz bandwidth. The final results are indicated below.

Test Setup:

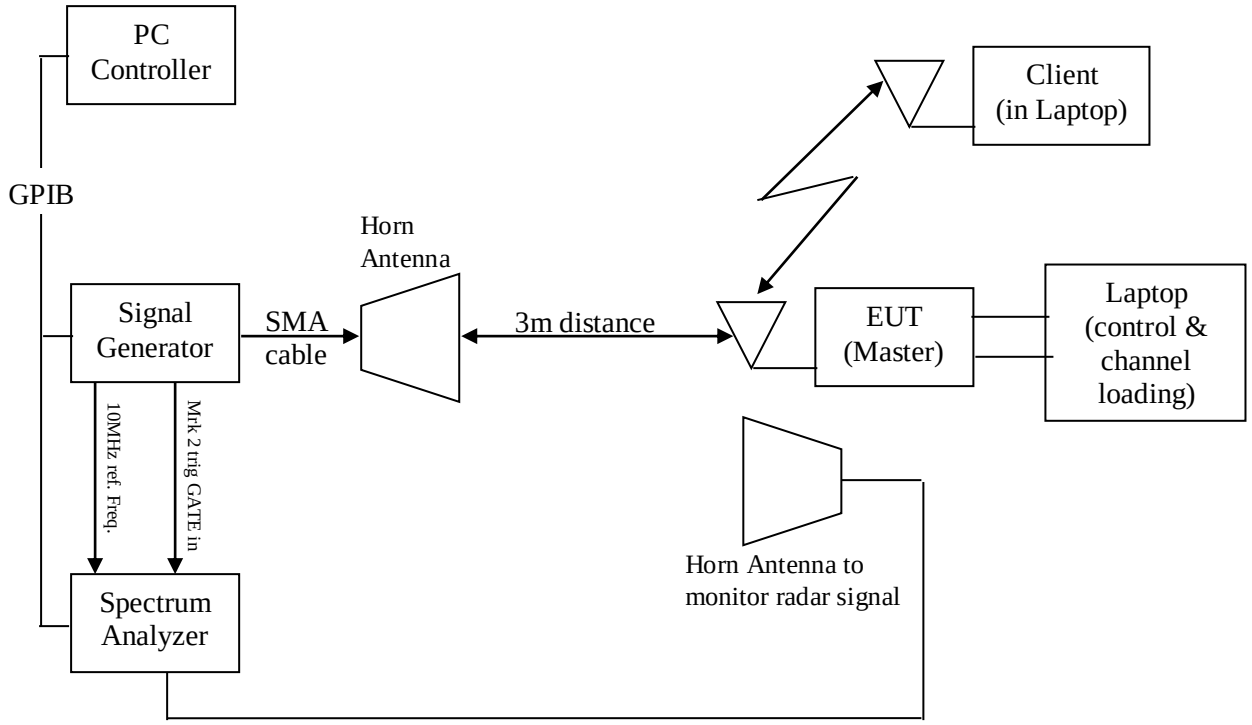

4.9.2 Results

As originally tested, the EUT was found to be compliant to the requirements of the test standard(s).

Table 14: In-Service Monitoring – Test Results

Test Date: September 21, 2017	
Test Method: radiated method	
Center Frequency: 5290 MHz	**EUT State:** data transfer continuously (iPerf app)
Min. Antenna Gain: +4.86 dBi	**Max. Transmitted Power:** +20 dBm.
Required Threshold: -64 dBm	**Detection Threshold:** -63 dBm
Ambient Temperature: 23°C	**Relative Humidity:** 37 %RH

Master Mode at 11ACVHT80, 80 MHz Bandwidth								
Waveform	**CCTT**		**CMT**		**Non-Occupancy**		**Plots**	**Results**
	Meas.	Limit	Meas.	Limit	Meas.	Limit		
Type 0	5.10ms	260 ms	20.10 ms	10s	> 30min	30 min.	34,35,36	Complies

CCTT= Channel Closing Transmission Time.

CMT= Channel Move Time

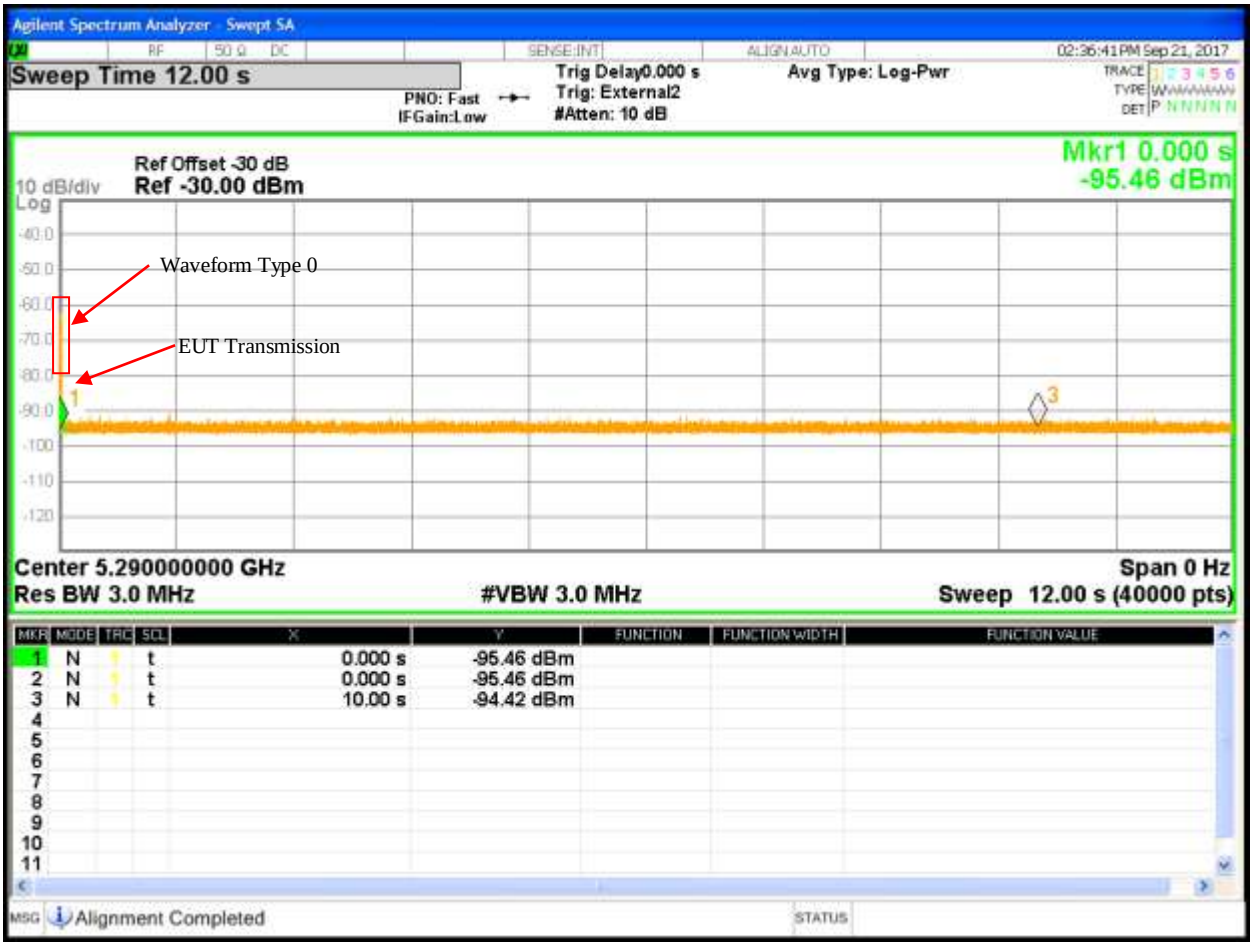

Figure 34: Channel Move Time and Channel Closing Transmission Time using Pulse Radar Waveform 0 in Master Mode 11AC VHT80, 80 MHz Bandwidth

Note: Spectrum Analyzer was triggered to capture Waveform Type 0 radar pulse and EUT transmission afterward. The data transfer was paused about <1 second. The data transfer resumed with EUT operated at VHT80 Non-DFS Channel 42, 5210 MHz.

Figure 35: Channel Move Time and Channel Closing Transmission Time using Pulse Radar Waveform 0 for 80 MHz Bandwidth (Close-up)

Note: 1. Agilent PXA Analyzer was triggered with 40000 single sweep points (Bins). Fig. 35 is a zoom-in plot from Fig. 34.

2. The last radar pulse of Waveform Type 0 was denoted by Marker 1 at 23.85 ms

3. There are total 17 spectrum analyzer bins above the noise floor level after 23.85 ms.

CCTT = # Bins * (12000 mS / 40000 Bins)
= 17 bins * (12000 mS/ 40000 Bins)
= 5.10 mS.

4. Channel Move Time (CMT) is defined as the delta of EUT's last transmission to the last pulse of radar burst.

Last Radar Pulse = 23.85 mS
Last Transmission = 43.95 mS
Channel Move Time = Last Transmission – Last Radar Pulse = 20.10 ms

5. No transmission happened after 200 mS, no aggregate.

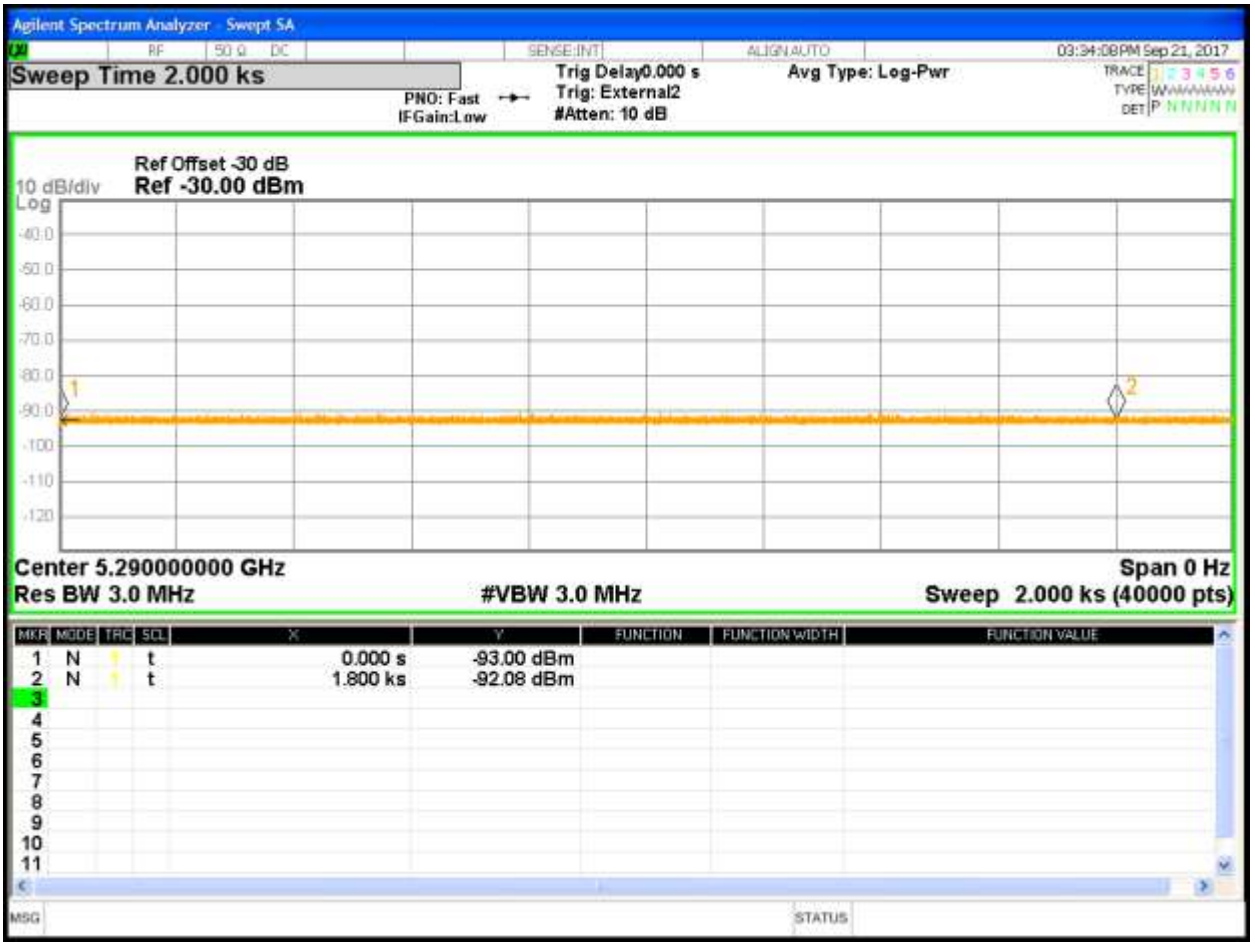

Figure 36: Non-Occupancy Period using Waveform Type 0 in Master Mode for 11AC VHT80, 80 MHz Bandwidth

Note: 1. Marker #1 denotes after the end of radar pulse.

2. Marker #2 denotes the 30 minutes limit on Channel 5290 MHz.

3. No transmission of 30 minutes after the last aggregates on the original channel.

4. EUT transmission moved to Non-DFS Channel 42 (5210 MHz).

4.10 Statistic Performance Check

All six radar waveforms identified under KDB 905462 D02 will applied to the U-NII device. Each waveform will be applied to the Wi-Fi Router, Model D010001 (USA), D010002 (IC) for the minimum of 30 trials while data transferring continuously. The minimum percentage of detection and total aggregated percentage must meet the Table 5, 6, and 7 of KDB 905462 D02 requirements.

4.9.1 Test Method

The *KDB 905462 D02* Section 7.8.4 Performance Requirements Check was used for evaluating the Wi-Fi Router, Model D010001 (USA), D010002 (IC) S/N MF701114110316. It configured to data transfer continuously in 802.11ac VHT20 at 5260 MHz, 802.11ac VHT40 at 5270 MHz, 802.11ac VHT80 at 5290 MHz. The data transfer at the client supporting laptop end. Each verified radar waveform per Section 4.4 of this report applied to the below coupling circuit. The final results are indicated below.

Test Setup:

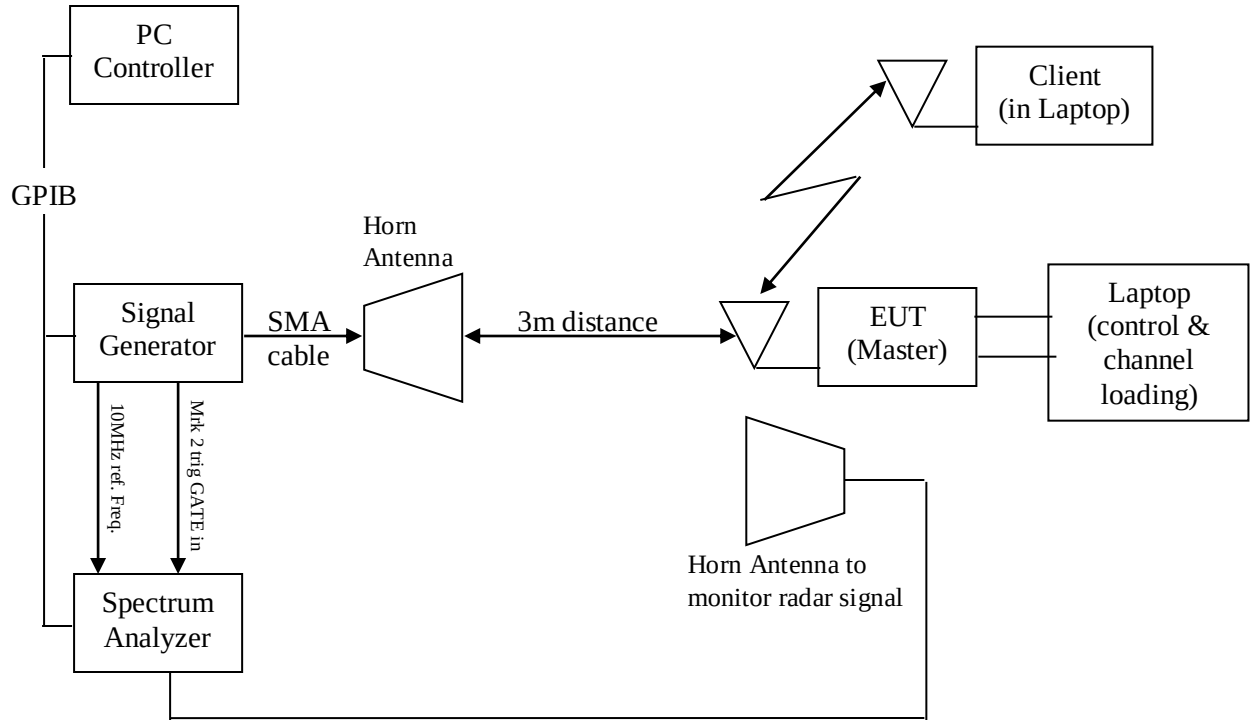

4.9.2 Results

As originally tested, the EUT was found to be compliant to the requirements of the test standard(s).

Table 15: Statistic Performance Checks for 20 MHz Bandwidth – Summary

Test Date: September 6-15, 2017	
Test Method: radiated method	
Center Frequency: 5260 MHz	**EUT State:** data transfer continuously (iPerf app)
Min. Antenna Gain: +4.86 dBi	**Max. Transmitted Power:** +20 dBm
Required Threshold: -64dBm	**Detection Threshold:** -63 dBm
Ambient Temperature: 23°C	**Relative Humidity:** 43% RH

Radar Type	# of Trials	# of Detection	Successful Detection (%)	Min. % of Successful Detection	Results
Waveform #1 (A/B)	30	30	100%	60%	Complies
Waveform #2	30	22	73.3%	60%	Complies
Waveform #3	30	22	73.3%	60%	Complies
Waveform #4	30	27	90.0%	60%	Complies
Aggregate (Radar Type 1 to 4)			84.2%	80%	Complies
Waveform #5	30	26	86.7%	80%	Complies
Waveform #6	30	30	100%	70%	Complies
Note: None.					

Table 16: Statistic Performance Checks for 40 MHz Bandwidth – Summary

Test Date: September 6-15, 2017	
Test Method: radiated method	
Center Frequency: 5270 MHz	**EUT State:** data transfer continuously (iPerf app)
Min. Antenna Gain: +4.86 dBi	**Max. Transmitted Power:** +20 dBm
Required Threshold: -64dBm	**Detection Threshold:** -63 dBm
Ambient Temperature: 23°C	**Relative Humidity:** 43% RH

Radar Type	# of Trials	# of Detection	Successful Detection (%)	Min. % of Successful Detection	Results
Waveform #1	30	29	96.7%	60%	Complies
Waveform #2	30	22	73.3%	60%	Complies
Waveform #3	30	25	83.3%	60%	Complies
Waveform #4	30	22	73.3%	60%	Complies
Aggregate (Radar Type 1 to 4)			81.7%	80%	Complies
Waveform #5	30	27	90.0%	80%	Complies
Waveform #6	30	30	100%	70%	Complies
Note: None.					

Table 17: Statistic Performance Checks for 80 MHz Bandwidth – Summary

Test Date: September 6-15, 2017	
Test Method: radiated method	
Center Frequency: 5290 MHz	**EUT State:** data transfer continuously (iPerf app)
Min. Antenna Gain: +4.86 dBi	**Max. Transmitted Power:** +20 dBm
Required Threshold: -64dBm	**Detection Threshold:** -63 dBm
Ambient Temperature: 23°C	**Relative Humidity:** 43% RH

Radar Type	# of Trials	# of Detection	Successful Detection (%)	Min. % of Successful Detection	Results
Waveform #1	30	30	100%	60%	Complies
Waveform #2	30	22	73.3%	60%	Complies
Waveform #3	30	24	86.7%	60%	Complies
Waveform #4	30	25	83.3%	60%	Complies
Aggregate (Radar Type 1 to 4)			85.8%	80%	Complies
Waveform #5	30	24	80.0%	80%	Complies
Waveform #6	30	30	100%	70%	Complies
Note: None.					

Table 18: Statistic Performance Check for 20 MHz Bandwidth - FCC Radar Type 1

FCC 905462 D02 New Rules v02					
Tester:	Kerwinn Corpuz				
Test Lab:	TUV Rheinland of North America, Inc.				
Date:	September 6, 2017				
Device:	Wi-Fi Router, Model D010001 (USA), D010002 (IC)				
Serial:	MF701114110316				
Firmware:	NA				
Manufacturer:	eero				
Test:	data transfer continuously (iPerf app) at 5260 MHz, 11ACVHT20				
Rohde & Schwarz K350 Pulse Sequencer DFS - RADAR TYPE 1					
Trial #	**Test Freq. (MHz)**	**Nos. of Pulses per Burst**	**Pulse Width (µsec)**	**PRI (µs)**	**Detection (yes/no)**
1	5260	62	1	858	Yes
2	5259	86	1	618	Yes
3	5258	81	1	658	Yes
4	5257	95	1	558	Yes
5	5256	92	1	578	Yes
6	5255	68	1	778	Yes
7	5254	58	1	918	Yes
8	5253	63	1	838	Yes
9	5252	65	1	818	Yes
10	5251	61	1	878	Yes
11	5250	72	1	738	Yes
12	5261	57	1	938	Yes
13	5262	83	1	638	Yes
14	5263	67	1	798	Yes
15	5264	59	1	898	Yes
16	5265	19	1	2822	Yes
17	5266	18	1	3018	Yes
18	5267	29	1	1819	Yes
19	5268	41	1	1300	Yes
20	5269	30	1	1785	Yes
21	5270	75	1	712	Yes
22	5250	58	1	911	Yes
23	5251	43	1	1228	Yes
24	5252	64	1	830	Yes
25	5253	18	1	3013	Yes
26	5254	22	1	2433	Yes
27	5255	20	1	2636	Yes
28	5257	42	1	1270	Yes
29	5258	77	1	693	Yes
30	5260	24	1	2213	Yes
Summary: 30 detections in 30 trials.					

Table 19: Statistic Performance Check for 40 MHz Bandwidth - FCC Radar Type 1

FCC 905462 D02 New Rules v02					
Tester:	Kerwinn Corpuz				
Test Lab:	TUV Rheinland of North America, Inc.				
Date:	September 6, 2017				
Device:	Wi-Fi Router, Model D010001 (USA), D010002 (IC)				
Serial:	MF701114110316				
Firmware:	NA				
Manufacturer:	eero				
Test:	data transfer continuously (iPerf app) at 5270 MHz, 11ACVHT40				
Rohde & Schwarz K350 Pulse Sequencer - RADAR TYPE 1					
Trial #	**Test Freq. (MHz)**	**Nos. of Pulses per Burst**	**Pulse Width (µsec)**	**PRI (µs)**	**Detection (yes/no)**
1	5270	57	1	938	Yes
2	5290	61	1	878	Yes
3	5289	62	1	858	Yes
4	5288	67	1	798	Yes
5	5287	76	1	698	Yes
6	5286	68	1	778	Yes
7	5285	63	1	838	Yes
8	5284	102	1	518	Yes
9	5283	81	1	658	Yes
10	5282	59	1	898	Yes
11	5281	65	1	818	Yes
12	5280	58	1	918	Yes
13	5279	92	1	578	Yes
14	5278	72	1	738	Yes
15	5277	89	1	598	Yes
16	5250	35	1	1528	Yes
17	5251	47	1	1139	Yes
18	5252	19	1	2785	No
19	5253	28	1	1910	Yes
20	5254	21	1	2545	Yes
21	5255	53	1	1005	Yes
22	5256	23	1	2395	Yes
23	5257	23	1	2320	Yes
24	5258	23	1	2393	Yes
25	5259	32	1	1647	Yes
26	5260	54	1	991	Yes
27	5261	47	1	1131	Yes
28	5262	48	1	1098	Yes
29	5263	49	1	1094	Yes
30	5264	37	1	1428	Yes
Summary: 29 detections in 30 trials.					

Table 20: Statistic Performance Check for 80 MHz Bandwidth - FCC Radar Type 1

FCC 905462 D02 New Rules v02					
Tester:	Kerwinn Corpuz				
Test Lab:	TUV Rheinland of North America, Inc.				
Date:	August 28, 2017				
Device:	Wi-Fi Router, Model D010001 (USA), D010002 (IC)				
Serial:	MF701114110316				
Firmware:	NA				
Manufacturer:	eero				
Test:	data transfer continuously (iPerf app) at 5290 MHz, 11ACVHT80				
Rohde & Schwarz K350 Pulse Sequencer - RADAR TYPE 1					
Trial #	**Test Freq. (MHz)**	**Nos. of Pulses per Burst**	**Pulse Width (µsec)**	**PRI (µs)**	**Detection (yes/no)**
1	5290	98	1	538	Yes
2	5295	72	1	738	Yes
3	5300	95	1	558	Yes
4	5305	76	1	698	Yes
5	5310	92	1	578	Yes
6	5320	63	1	838	Yes
7	5325	78	1	678	Yes
8	5330	74	1	718	Yes
9	5285	62	1	858	Yes
10	5280	81	1	658	Yes
11	5275	65	1	818	Yes
12	5270	83	1	638	Yes
13	5265	59	1	898	Yes
14	5260	70	1	758	Yes
15	5255	86	1	618	Yes
16	5250	25	1	2146	Yes
17	5292	54	1	976	Yes
18	5294	43	1	1236	Yes
19	5298	18	1	3015	Yes
20	5303	18	1	3039	Yes
21	5328	19	1	2799	Yes
22	5322	23	1	2332	Yes
23	5326	73	1	726	Yes
24	5288	21	1	2530	Yes
25	5286	27	1	1968	Yes
26	5282	28	1	1946	Yes
27	5277	44	1	1200	Yes
28	5252	45	1	1174	Yes
29	5258	22	1	2495	Yes
30	5254	38	1	1414	Yes
Summary: 30 detections in 30 trials.					

Table 21: Statistic Performance Check for 20 MHz Bandwidth - FCC Radar Type 2

FCC 905462 D02 New Rules v02					
Tester:	Kerwinn Corpuz				
Test Lab:	TUV Rheinland of North America, Inc.				
Date:	September 8, 2017				
Device:	Wi-Fi Router, Model D010001 (USA), D010002 (IC)				
Serial:	MF701114110316				
Firmware:	NA				
Manufacturer:	eero				
Test:	data transfer continuously (iPerf app) at 5260 MHz, 11ACVHT20				
Rohde & Schwarz K350 Pulse Sequencer DFS - RADAR TYPE 2					
Trial #	**Test Freq. (MHz)**	**Nos. of Pulses per Burst**	**Pulse Width (µsec)**	**PRI (µs)**	**Detection (yes/no)**
1	5260	27	1.6	218	Yes
2	5261	26	2.3	167	Yes
3	5262	27	4.3	186	Yes
4	5263	25	1.3	182	Yes
5	5264	26	2.6	175	Yes
6	5265	23	4.2	160	Yes
7	5266	27	1.5	203	Yes
8	5267	23	2.7	163	Yes
9	5268	27	4	200	No
10	5269	28	1.8	223	Yes
11	5270	27	3.6	179	Yes
12	5251	24	3.5	186	Yes
13	5251	24	1.6	178	Yes
14	5252	28	4.8	215	Yes
15	5253	28	1.7	150	Yes
16	5254	26	4.5	175	No
17	5255	26	3.8	170	Yes
18	5256	27	3.5	173	Yes
19	5257	27	4.7	225	Yes
20	5258	23	2.6	168	No
21	5259	28	4.6	174	Yes
22	5250	24	1.2	154	No
23	5251	25	4.3	205	No
24	5252	25	3	203	Yes
25	5253	28	3.9	202	Yes
26	5254	24	3	162	No
27	5269	26	2.9	168	Yes
28	5269	23	3.3	175	No
29	5268	27	2.5	155	No
30	5267	26	1.6	230	Yes
Summary: 22 detections in 30 trials.					

Table 22: Statistic Performance Check for 40 MHz Bandwidth - FCC Radar Type 2

FCC 905462 D02 New Rules v02					
Tester:	Kerwinn Corpuz				
Test Lab:	TUV Rheinland of North America, Inc.				
Date:	September 8, 2017				
Device:	Wi-Fi Router, Model D010001 (USA), D010002 (IC)				
Serial:	MF701114110316				
Firmware:	NA				
Manufacturer:	eero				
Test:	data transfer continuously (iPerf app) at 5270 MHz, 11ACVHT40				
Rohde & Schwarz K350 Pulse Sequencer DFS - RADAR TYPE 2					
Trial #	**Test Freq. (MHz)**	**Nos. of Pulses per Burst**	**Pulse Width (µsec)**	**PRI (µs)**	**Detection (yes/no)**
1	5270	27	4.6	164	Yes
2	5290	27	3.8	186	Yes
3	5289	28	2	184	Yes
4	5288	27	3	208	Yes
5	5287	25	2.7	162	Yes
6	5286	28	2.4	228	No
7	5285	23	2.2	153	Yes
8	5284	26	4.7	221	Yes
9	5283	23	5	208	No
10	5282	24	4.5	192	No
11	5281	23	4.8	199	Yes
12	5280	27	2.2	159	Yes
13	5279	26	3.4	159	No
14	5278	26	4.9	200	Yes
15	5277	27	1.6	212	Yes
16	5262	27	4.8	200	Yes
17	5261	26	2.9	162	No
18	5260	24	2.1	229	Yes
19	5259	25	3.5	192	Yes
20	5258	27	2.5	155	Yes
21	5257	26	4	223	Yes
22	5256	23	3	207	No
23	5255	24	3.9	197	Yes
24	5254	27	2.8	154	No
25	5253	28	3.2	177	No
26	5252	24	2.7	216	Yes
27	5251	26	4.1	192	Yes
28	5250	29	3.5	194	Yes
29	5267	24	1	208	Yes
30	5273	29	2.6	171	Yes
Summary: 22 detections in 30 trials.					

Table 23: Statistic Performance Check for 80 MHz Bandwidth - FCC Radar Type 2

FCC 905462 D02 New Rules v02					
Tester:	Kerwinn Corpuz				
Test Lab:	TUV Rheinland of North America, Inc.				
Date:	September 6, 2017				
Device:	Wi-Fi Router, Model D010001 (USA), D010002 (IC)				
Serial:	MF701114110316				
Firmware:	NA				
Manufacturer:	eero				
Test:	data transfer continuously (iPerf app) at 5290 MHz, 11ACVHT80				
Rohde & Schwarz K350 Pulse Sequencer DFS - RADAR TYPE 2					
Trial #	**Test Freq. (MHz)**	**Nos. of Pulses per Burst**	**Pulse Width (µsec)**	**PRI (µs)**	**Detection (yes/no)**
1	5290	26	2.6	153	No
2	5295	28	1.2	150	Yes
3	5300	26	1.8	167	Yes
4	5305	27	3.8	226	No
5	5310	28	2.2	176	Yes
6	5320	27	4.9	222	Yes
7	5325	28	2.1	219	No
8	5330	24	4.8	182	Yes
9	5285	25	1.1	215	Yes
10	5280	28	2.4	176	Yes
11	5275	24	3.2	188	Yes
12	5270	28	1.9	189	Yes
13	5265	25	4.1	226	Yes
14	5260	29	3.8	172	Yes
15	5255	26	1.8	171	Yes
16	5250	27	4.2	230	Yes
17	5292	26	1.7	185	No
18	5294	25	3.1	181	Yes
19	5298	25	3.2	196	Yes
20	5303	26	1.3	220	Yes
21	5328	25	1.7	209	Yes
22	5322	26	4.1	218	No
23	5326	24	3	185	Yes
24	5288	27	4.2	214	No
25	5286	25	5	183	No
26	5282	26	1.2	219	Yes
27	5277	29	3.4	198	Yes
28	5252	27	2.2	203	Yes
29	5258	27	4.5	217	Yes
30	5254	26	3.6	170	No
Summary: 22 detections in 30 trials.					

Table 24: Statistic Performance Check for 20 MHz Bandwidth - FCC Radar Type 3

FCC 905462 D02 New Rules v02					
Tester:	Kerwinn Corpuz				
Test Lab:	TUV Rheinland of North America, Inc.				
Date:	September 8, 2017				
Device:	Wi-Fi Router, Model D010001 (USA), D010002 (IC)				
Serial:	MF701114110316				
Firmware:	NA				
Manufacturer:	eero				
Test:	data transfer continuously (iPerf app) at 5260 MHz, 11ACVHT20				
Rohde & Schwarz K350 Pulse Sequencer DFS - RADAR TYPE 3					
Trial #	**Test Freq. (MHz)**	**Nos. of Pulses per Burst**	**Pulse Width (µsec)**	**PRI (µs)**	**Detection (yes/no)**
1	5260	17	7.7	384	Yes
2	5261	16	6.2	329	Yes
3	5262	18	8.1	315	No
4	5263	16	9.9	435	Yes
5	5264	18	7.6	348	Yes
6	5265	18	8.6	236	Yes
7	5266	18	9.4	237	Yes
8	5267	17	6.8	302	Yes
9	5268	17	7.4	368	Yes
10	5269	17	9	303	Yes
11	5251	17	8.3	430	Yes
12	5251	17	9.1	289	Yes
13	5252	18	6.3	348	Yes
14	5253	17	7.9	316	Yes
15	5254	17	7.1	492	Yes
16	5255	17	9	454	No
17	5256	16	6.5	379	No
18	5257	16	8.2	279	Yes
19	5258	17	10	385	Yes
20	5259	16	8.1	221	No
21	5258	18	6.3	221	Yes
22	5251	17	7.9	441	Yes
23	5252	18	10	234	No
24	5253	18	9.9	359	Yes
25	5254	16	6.4	337	No
26	5269	17	7.1	340	Yes
27	5269	17	9.2	425	No
28	5268	17	9.8	308	Yes
29	5267	18	9.4	342	Yes
30	5266	17	6.9	251	No
Summary: 22 detections in 30 trials.					

Table 25: Statistic Performance Check for 40 MHz Bandwidth - FCC Radar Type 3

FCC 905462 D02 New Rules v02					
Tester:	Kerwinn Corpuz				
Test Lab:	TUV Rheinland of North America, Inc.				
Date:	September 8, 2017				
Device:	Wi-Fi Router, Model D010001 (USA), D010002 (IC)				
Serial:	MF701114110316				
Firmware:	NA				
Manufacturer:	eero				
Test:	data transfer continuously (iPerf app) at 5270 MHz, 11ACVHT40				
Rohde & Schwarz K350 Pulse Sequencer DFS - RADAR TYPE 3					
Trial #	**Test Freq. (MHz)**	**Nos. of Pulses per Burst**	**Pulse Width (µsec)**	**PRI (µs)**	**Detection (yes/no)**
1	5270	18	6.1	379	No
2	5289	16	9.5	473	Yes
3	5288	18	8.9	455	Yes
4	5287	17	6.2	251	Yes
5	5286	17	8.7	473	Yes
6	5285	17	8.5	471	No
7	5284	17	6.2	204	Yes
8	5283	18	8.8	412	No
9	5282	16	8.4	308	No
10	5281	16	8.6	457	Yes
11	5280	16	8.5	426	Yes
12	5279	17	8.8	345	No
13	5278	18	7.7	410	Yes
14	5277	17	9.4	283	Yes
15	5276	17	8.4	258	Yes
16	5275	18	8.9	472	Yes
17	5274	17	7.6	454	Yes
18	5259	16	7.1	461	Yes
19	5258	17	8.5	352	Yes
20	5257	17	7.8	420	Yes
21	5256	17	9.8	302	Yes
22	5255	17	7.4	307	Yes
23	5254	17	8.3	425	Yes
24	5253	16	7	350	Yes
25	5252	17	9.9	470	Yes
26	5251	16	7.9	480	Yes
27	5251	16	7.9	328	Yes
28	5271	17	7.4	249	Yes
29	5272	17	9.9	211	Yes
30	5273	16	8.7	369	Yes
Summary: 25 detections in 30 trials.					

Table 26: Statistic Performance Check for 80 MHz Bandwidth - FCC Radar Type 3

FCC 905462 D02 New Rules v02					
Tester:	Kerwinn Corpuz				
Test Lab:	TUV Rheinland of North America, Inc.				
Date:	September 8, 2017				
Device:	Wi-Fi Router, Model D010001 (USA), D010002 (IC)				
Serial:	MF701114110316				
Firmware:	NA				
Manufacturer:	eero				
Test:	data transfer continuously (iPerf app) at 5290 MHz, 11ACVHT80				
Rohde & Schwarz K350 Pulse Sequencer DFS - RADAR TYPE 3					
Trial #	**Test Freq. (MHz)**	**Nos. of Pulses per Burst**	**Pulse Width (µsec)**	**PRI (µs)**	**Detection (yes/no)**
1	5290	17	8.7	329	Yes
2	5295	17	7.8	406	Yes
3	5300	16	8.9	296	Yes
4	5305	18	9.2	328	Yes
5	5310	17	8.9	485	Yes
6	5320	18	9.6	211	Yes
7	5325	17	8.3	245	Yes
8	5330	16	8.5	315	Yes
9	5285	18	6.6	213	No
10	5280	18	9.5	491	Yes
11	5275	16	8.8	242	Yes
12	5270	17	8.3	298	Yes
13	5265	17	7.6	472	Yes
14	5260	17	7.5	277	Yes
15	5255	18	6	415	Yes
16	5250	18	9.2	413	Yes
17	5292	16	7.1	419	Yes
18	5294	16	8.2	267	Yes
19	5298	18	7.6	260	Yes
20	5303	17	9.9	330	Yes
21	5328	16	8.5	354	Yes
22	5322	17	6.2	282	No
23	5326	17	10	455	Yes
24	5288	18	7.2	331	Yes
25	5286	17	7.3	236	Yes
26	5282	17	9.2	343	Yes
27	5277	17	8.9	333	Yes
28	5252	18	8.9	224	No
29	5258	17	8.3	491	No
30	5254	18	9.2	360	Yes
Summary: 26 detections in 30 trials.					

Table 27: Statistic Performance Check for 20 MHz Bandwidth - FCC Radar Type 4

FCC 905462 D02 New Rules v02					
Tester:	Kerwinn Corpuz				
Test Lab:	TUV Rheinland of North America, Inc.				
Date:	September 8, 2017				
Device:	Wi-Fi Router, Model B010001 (USA), B010002 (IC)				
Serial:	MF701114110316				
Firmware:	NA				
Manufacturer:	eero				
Test:	data transfer continuously (iPerf app) at 5260 MHz, 11ACVHT20				
Rohde & Schwarz K350 Pulse Sequencer DFS - RADAR TYPE 4					
Trial #	**Test Freq. (MHz)**	**Nos. of Pulses per Burst**	**Pulse Width (µsec)**	**PRI (µs)**	**Detection (yes/no)**
1	5260	14	15	340	Yes
2	5261	13	15.8	394	No
3	5262	14	13.5	452	Yes
4	5263	14	14.3	416	Yes
5	5264	14	15.6	439	No
6	5265	14	12.6	390	Yes
7	5266	14	15.3	401	Yes
8	5267	13	14.5	466	Yes
9	5268	13	17.2	236	Yes
10	5269	15	18.2	449	Yes
11	5251	14	16	416	Yes
12	5252	14	14.3	394	Yes
13	5253	15	15.3	380	Yes
14	5254	14	13.3	459	Yes
15	5251	15	14.8	340	Yes
16	5255	13	18	311	Yes
17	5256	14	15.3	374	Yes
18	5257	14	19.2	395	Yes
19	5258	16	11.5	236	Yes
20	5259	14	11.5	203	Yes
21	5258	12	13.5	243	Yes
22	5251	15	11.6	353	Yes
23	5252	16	14.9	245	Yes
24	5253	15	15.1	461	Yes
25	5254	12	15.5	437	No
26	5269	12	16.8	410	Yes
27	5269	15	18.8	357	Yes
28	5268	13	18.2	427	Yes
29	5267	14	17.8	318	Yes
30	5266	15	12	479	Yes
Summary: 27 detections in 30 trials.					

Table 28: Statistic Performance Check for 40 MHz Bandwidth - FCC Radar Type 4

FCC 905462 D02 New Rules v02					
Tester:	Kerwinn Corpuz				
Test Lab:	TUV Rheinland of North America, Inc.				
Date:	September 8, 2017				
Device:	Wi-Fi Router, Model D010001 (USA), D010002 (IC)				
Serial:	MF701114110316				
Firmware:	NA				
Manufacturer:	eero				
Test:	data transfer continuously (iPerf app) at 5270 MHz, 11ACVHT40				
Rohde & Schwarz K350 Pulse Sequencer DFS - RADAR TYPE 4					
Trial #	**Test Freq. (MHz)**	**Nos. of Pulses per Burst**	**Pulse Width (µsec)**	**PRI (µs)**	**Detection (yes/no)**
1	5270	15	18.4	255	Yes
2	5289	12	14	283	Yes
3	5288	14	15.5	458	No
4	5287	14	17.6	478	No
5	5286	15	18	213	Yes
6	5285	12	17.4	418	No
7	5284	12	11.2	303	Yes
8	5283	13	18.6	367	Yes
9	5282	14	16.4	267	Yes
10	5281	12	13	446	Yes
11	5280	15	12.7	346	Yes
12	5279	15	15.1	439	Yes
13	5278	13	13.1	208	Yes
14	5277	13	17.2	346	No
15	5276	14	14.2	257	Yes
16	5275	16	17	496	No
17	5274	13	18.8	392	No
18	5259	13	11	436	Yes
19	5258	15	19.7	298	Yes
20	5257	14	13.8	351	Yes
21	5256	15	18.8	433	Yes
22	5255	16	15.5	473	Yes
23	5254	12	18.2	299	Yes
24	5253	16	14.7	462	Yes
25	5252	12	18.3	316	Yes
26	5251	14	13	304	Yes
27	5251	12	19	311	Yes
28	5271	14	16.4	267	No
29	5272	15	15.3	436	Yes
30	5273	13	19	386	No
Summary: 22 detections in 30 trials.					

Table 29: Statistic Performance Check for 80 MHz Bandwidth - FCC Radar Type 4

FCC 905462 D02 New Rules v02					
Tester:	Kerwinn Corpuz				
Test Lab:	TUV Rheinland of North America, Inc.				
Date:	September 8, 2017				
Device:	Wi-Fi Router, Model D010001 (USA), D010002 (IC)				
Serial:	MF701114110316				
Firmware:	NA				
Manufacturer:	eero				
Test:	data transfer continuously (iPerf app) at 5290 MHz, 11ACVHT80				
Rohde & Schwarz K350 Pulse Sequencer DFS - RADAR TYPE 4					
Trial #	**Test Freq. (MHz)**	**Nos. of Pulses per Burst**	**Pulse Width (µsec)**	**PRI (µs)**	**Detection (yes/no)**
1	5290	13	19.5	458	Yes
2	5295	12	12.5	342	No
3	5300	13	18.1	306	Yes
4	5305	16	17.3	341	Yes
5	5310	15	11.9	372	Yes
6	5320	14	17.5	294	Yes
7	5325	13	15.5	327	Yes
8	5330	14	16.2	396	Yes
9	5285	14	15.6	292	No
10	5280	15	19.7	417	Yes
11	5275	13	14	482	Yes
12	5270	15	16.6	495	Yes
13	5265	14	19.8	211	Yes
14	5260	16	12.8	240	Yes
15	5255	13	13.2	441	Yes
16	5250	15	18.8	426	Yes
17	5295	16	16.8	485	No
18	5294	14	15	200	Yes
19	5298	14	11	453	Yes
20	5303	12	16	219	Yes
21	5328	13	12.9	384	Yes
22	5322	12	12.4	452	Yes
23	5326	15	19.3	499	Yes
24	5288	15	18.5	238	No
25	5286	13	12	427	Yes
26	5282	13	18.9	436	Yes
27	5277	15	14.7	495	Yes
28	5252	16	16.7	318	No
29	5258	13	16.5	499	Yes
30	5254	14	12	311	Yes
Summary: 25 detections in 30 trials.					

Table 30: Statistic Performance Check for FCC Radar Type 5 for 20 MHz Bandwidth

FCC 905462 D02 New Rules v02				
Tester:	Kerwinn Corpuz			
Test Lab:	TUV Rheinland of North America, Inc.			
Date:	September 11, 2017			
Device:	Wi-Fi Router, Model D010001 (USA), D010002 (IC)			
Serial:	MF701114110316			
Firmware:	NA			
Manufacturer:	eero			
Test:	data transfer continuously (iPerf app) at 5260 MHz, 11ACVHT20			
Center Freq. 5260 MHz	**Occ. BW Lower Freq.** 5252.1 MHz	**Occ. BW Upper Freq.** 5267.9 MHz		
Rohde & Schwarz K350 Pulse Sequencer DFS - RADAR TYPE 5				
Trial #	**Center Freq. (MHz)**	**Chirp Width (MHz)**	**Subset**	**Detection (yes/no)**
1	5260	9	1	Yes
2	5260	20	1	Yes
3	5260	20	1	Yes
4	5260	12	1	Yes
5	5260	18	1	Yes
6	5260	12	1	Yes
7	5260	17	1	Yes
8	5260	5	1	Yes
9	5260	19	1	No
10	5260	16	1	Yes
11	5254.9	7	2	Yes
12	5259.3	18	2	No
13	5256.5	11	2	No
14	5256.1	10	2	Yes
15	5255.7	9	2	Yes
16	5256.5	11	2	Yes
17	5256.5	11	2	Yes
18	5258.9	17	2	Yes
19	5255.3	8	2	Yes
20	5258.5	16	2	No
21	5261.1	17	3	Yes
22	5260.3	19	3	Yes
23	5263.9	10	3	Yes
24	5263.9	10	3	Yes
25	5265.9	5	3	Yes
26	5261.1	17	3	Yes
27	5264.7	8	3	Yes
28	5265.9	5	3	Yes
29	5265.1	7	3	Yes
30	5265.1	7	3	Yes
Summary: 26 detections in 30 trials. See Appendix A for Type 5 Radar Pulse details.				

Table 31: Statistic Performance Check for FCC Radar Type 5 for 40 MHz Bandwidth

FCC 905462 D02 New Rules v02				
Tester:	Kerwinn Corpuz			
Test Lab:	TUV Rheinland of North America, Inc.			
Date:	September 11, 2017			
Device:	Wi-Fi Router, Model D010001 (USA), D010002 (IC)			
Serial:	MF701114110316			
Firmware:	NA			
Manufacturer:	eero			
Test:	data transfer continuously (iPerf app) at 5270 MHz, 11ACVHT40			
Center Freq. 5270 MHz	**Occ. BW Lower Freq.** 5253.8 MHz	**Occ. BW Upper Freq.** 5286.2 MHz		
Rohde & Schwarz K350 Pulse Sequencer DFS - RADAR TYPE 5				
Trial #	**Center Freq. (MHz)**	**Chirp Width (MHz)**	**Subset**	**Detection (yes/no)**
1	5270	9	1	Yes
2	5270	12	1	Yes
3	5270	19	1	Yes
4	5270	7	1	Yes
5	5270	15	1	Yes
6	5270	6	1	Yes
7	5270	10	1	Yes
8	5270	17	1	Yes
9	5270	12	1	Yes
10	5270	12	1	Yes
11	5260.2	16	2	Yes
12	5258.2	11	2	Yes
13	5255.8	5	2	No
14	5261	18	2	Yes
15	5256.6	7	2	Yes
16	5255.8	5	2	No
17	5256.6	7	2	Yes
18	5259.8	15	2	Yes
19	5257	8	2	Yes
20	5260.6	17	2	Yes
21	5280.2	15	3	Yes
22	5283.4	7	3	Yes
23	5284.2	5	3	Yes
24	5278.6	19	3	No
25	5281.8	11	3	Yes
26	5284.2	5	3	Yes
27	5278.2	20	3	Yes
28	5281.8	11	3	Yes
29	5283.4	7	3	Yes
30	5282.6	9	3	Yes
Summary: 27 detections in 30 trials. See Appendix A for Type 5 Radar Pulse details.				

Table 32: Statistic Performance Check for FCC Radar Type 5 for 80 MHz Bandwidth

FCC 905462 D02 New Rules v02				
Tester:	Kerwinn Corpuz			
Test Lab:	TUV Rheinland of North America, Inc.			
Date:	September 15, 2017			
Device:	Wi-Fi Router, Model D010001 (USA), D010002 (IC)			
Serial:	MF701114110316			
Firmware:	NA			
Manufacturer:	eero			
Test:	data transfer continuously (iPerf app) at 5290 MHz, 11ACVHT80			
Center Freq. 5290 MHz	**Occ. BW Lower Freq.** 5256.0 MHz	**Occ. BW Upper Freq.** 5324.0 MHz		
Rohde & Schwarz K350 Pulse Sequencer DFS - RADAR TYPE 5				
Trial #	**Center Freq. (MHz)**	**Chirp Width (MHz)**	**Subset**	**Detection (yes/no)**
1	5290	20	1	Yes
2	5290	8	1	No
3	5290	6	1	Yes
4	5290	10	1	No
5	5290	20	1	Yes
6	5290	18	1	Yes
7	5290	11	1	No
8	5290	5	1	No
9	5290	13	1	Yes
10	5290	15	1	Yes
11	5261.2	13	2	No
12	5259.2	8	2	Yes
13	5260.4	11	2	Yes
14	5262	15	2	Yes
15	5260.4	11	2	Yes
16	5259.2	8	2	Yes
17	5259.6	9	2	Yes
18	5264	20	2	Yes
19	5260.4	11	2	No
20	5260	10	2	Yes
21	5316.4	19	3	Yes
22	5318.8	13	3	Yes
23	5316	20	3	Yes
24	5321.2	7	3	Yes
25	5319.2	12	3	Yes
26	5322	5	3	Yes
27	5321.6	6	3	Yes
28	5321.6	6	3	Yes
29	5320.4	9	3	Yes
30	5318.8	13	3	Yes
Summary: 24 detections in 30 trials. See Appendix A for Type 5 Radar Pulse details.				

Table 33: Statistic Performance Check for FCC Radar Type 6 for 20 MHz Bandwidth

FCC 905462 D02 New Rules v02		
Tester:	Kerwinn Corpuz	
Test Lab:	TUV Rheinland of North America, Inc.	
Date:	September 12, 2017	
Device:	Wi-Fi Router, Model D010001 (USA), D010002 (IC)	
Serial:	MF701114110316	
Firmware:	NA	
Manufacturer:	eero	
Test:	data transfer continuously (iPerf app) at 5260 MHz, 11ACVHT20	
Rohde & Schwarz K350 Pulse Sequencer DFS - RADAR TYPE 6		
Trial #	**Radar Type 6 Files**	**Detection (yes/no)**
1	20MHZ-T6-TRIAL-1	Yes
2	20MHZ-T6-TRIAL-2	Yes
3	20MHZ-T6-TRIAL-3	Yes
4	20MHZ-T6-TRIAL-4	Yes
5	20MHZ-T6-TRIAL-5	Yes
6	20MHZ-T6-TRIAL-6	Yes
7	20MHZ-T6-TRIAL-7	Yes
8	20MHZ-T6-TRIAL-8	Yes
9	20MHZ-T6-TRIAL-9	Yes
10	20MHZ-T6-TRIAL-10	Yes
11	20MHZ-T6-TRIAL-11	Yes
12	20MHZ-T6-TRIAL-12	Yes
13	20MHZ-T6-TRIAL-13	Yes
14	20MHZ-T6-TRIAL-14	Yes
15	20MHZ-T6-TRIAL-15	Yes
16	20MHZ-T6-TRIAL-16	Yes
17	20MHZ-T6-TRIAL-17	Yes
18	20MHZ-T6-TRIAL-18	Yes
19	20MHZ-T6-TRIAL-19	Yes
20	20MHZ-T6-TRIAL-20	Yes
21	20MHZ-T6-TRIAL-21	Yes
22	20MHZ-T6-TRIAL-22	Yes
23	20MHZ-T6-TRIAL-23	Yes
24	20MHZ-T6-TRIAL-24	Yes
25	20MHZ-T6-TRIAL-25	Yes
26	20MHZ-T6-TRIAL-26	Yes
27	20MHZ-T6-TRIAL-27	Yes
28	20MHZ-T6-TRIAL-28	Yes
29	20MHZ-T6-TRIAL-29	Yes
30	20MHZ-T6-TRIAL-30	Yes
Summary: 30 detections in 30 trials. See Appendix A for Type 6 Radar Pulse hopping patterns.		

Table 34: Statistic Performance Check for FCC Radar Type 6 for 40 MHz Bandwidth

FCC 905462 D02 New Rules v02		
Tester:	Kerwinn Corpuz	
Test Lab:	TUV Rheinland of North America, Inc.	
Date:	September 12, 2017	
Device:	Wi-Fi Router, Model D010001 (USA), D010002 (IC)	
Serial:	MF701114110316	
Firmware:	NA	
Manufacturer:	eero	
Test:	data transfer continuously (iPerf app) at 5270 MHz, 11ACVHT40	
Rohde & Schwarz K350 Pulse Sequencer - RADAR TYPE 6		
Trial #	**Radar Type 6 Files**	**Detection (yes/no)**
1	40MHZ-T6-TRIAL-1	Yes
2	40MHZ-T6-TRIAL-2	Yes
3	40MHZ-T6-TRIAL-3	Yes
4	40MHZ-T6-TRIAL-4	Yes
5	40MHZ-T6-TRIAL-5	Yes
6	40MHZ-T6-TRIAL-6	Yes
7	40MHZ-T6-TRIAL-7	Yes
8	40MHZ-T6-TRIAL-8	Yes
9	40MHZ-T6-TRIAL-9	Yes
10	40MHZ-T6-TRIAL-10	Yes
11	40MHZ-T6-TRIAL-11	Yes
12	40MHZ-T6-TRIAL-12	Yes
13	40MHZ-T6-TRIAL-13	Yes
14	40MHZ-T6-TRIAL-14	Yes
15	40MHZ-T6-TRIAL-15	Yes
16	40MHZ-T6-TRIAL-16	Yes
17	40MHZ-T6-TRIAL-17	Yes
18	40MHZ-T6-TRIAL-18	Yes
19	40MHZ-T6-TRIAL-19	Yes
20	40MHZ-T6-TRIAL-20	Yes
21	40MHZ-T6-TRIAL-21	Yes
22	40MHZ-T6-TRIAL-22	Yes
23	40MHZ-T6-TRIAL-23	Yes
24	40MHZ-T6-TRIAL-24	Yes
25	40MHZ-T6-TRIAL-25	Yes
26	40MHZ-T6-TRIAL-26	Yes
27	40MHZ-T6-TRIAL-27	Yes
28	40MHZ-T6-TRIAL-28	Yes
29	40MHZ-T6-TRIAL-29	Yes
30	40MHZ-T6-TRIAL-30	Yes
Summary: 30 detections in 30 trials. See Appendix A for Type 6 Radar Pulse hopping patterns.		

Table 35: Statistic Performance Check for FCC Radar Type 6 for 80 MHz Bandwidth

FCC 905462 D02 New Rules v02		
Tester:	Kerwinn Corpuz	
Test Lab:	TUV Rheinland of North America, Inc.	
Date:	September 12, 2017	
Device:	Wi-Fi Router, Model D010001 (USA), D010002 (IC)	
Serial:	MF701114110316	
Firmware:	NA	
Manufacturer:	eero	
Test:	data transfer continuously (iPerf app) at 5290 MHz, 11ACVHT80	
Rohde & Schwarz K350 Pulse Sequencer - RADAR TYPE 6		
Trial #	**Radar Type 6 Files**	**Detection (yes/no)**
1	80MHZ-T6-TRIAL-1	Yes
2	80MHZ-T6-TRIAL-2	Yes
3	80MHZ-T6-TRIAL-3	Yes
4	80MHZ-T6-TRIAL-4	Yes
5	80MHZ-T6-TRIAL-5	Yes
6	80MHZ-T6-TRIAL-6	Yes
7	80MHZ-T6-TRIAL-7	Yes
8	80MHZ-T6-TRIAL-8	Yes
9	80MHZ-T6-TRIAL-9	Yes
10	80MHZ-T6-TRIAL-10	Yes
11	80MHZ-T6-TRIAL-11	Yes
12	80MHZ-T6-TRIAL-12	Yes
13	80MHZ-T6-TRIAL-13	Yes
14	80MHZ-T6-TRIAL-14	Yes
15	80MHZ-T6-TRIAL-15	Yes
16	80MHZ-T6-TRIAL-16	Yes
17	80MHZ-T6-TRIAL-17	Yes
18	80MHZ-T6-TRIAL-18	Yes
19	80MHZ-T6-TRIAL-19	Yes
20	80MHZ-T6-TRIAL-20	Yes
21	80MHZ-T6-TRIAL-21	Yes
22	80MHZ-T6-TRIAL-22	Yes
23	80MHZ-T6-TRIAL-23	Yes
24	80MHZ-T6-TRIAL-24	Yes
25	80MHZ-T6-TRIAL-25	Yes
26	80MHZ-T6-TRIAL-26	Yes
27	80MHZ-T6-TRIAL-27	Yes
28	80MHZ-T6-TRIAL-28	Yes
29	80MHZ-T6-TRIAL-29	Yes
30	80MHZ-T6-TRIAL-30	Yes
Summary: 30 detections in 30 trials. See Appendix A for Type 6 Radar Pulse hopping patterns.		

5 Test Equipment Use List

Equipment	Manufacturer	Model #	Serial/Inst #	Last Cal mm/dd/yy	Next Cal mm/dd/yy
Spectrum Analyzer	Agilent	N9030A	MY52350885	06/08/2017	06/08/2018
Vector Signal Generator	Rhode Schwarz	SMU 200A	1141.2005.02	03/28/2017	03/28/2018
Horn Antenna (TX)	A.H. Systems, Inc.	SAS-571	752	NCR	NCR
Horn Antenna (RX)	EMCO	3115	9211-3969	05/16/2017	05/16/2019

* NCR = No Calibration Required

6 Test Setup Photo



Figure 37: DFS Calibration Setup Photo



Figure 38: DFS Test Setup Photo for Master

7 DFS Test Plan

7.1 Introduction

This section provides a description of the Equipment Under Test (EUT), configurations, operating conditions, and performance acceptance criteria. It is an overview of information provided by the manufacturer so that the test laboratory may perform the requested testing.

7.2 Customer

Table 36: Customer Information

Company Name	eero inc.
Address	500 Howard Street, Suite 900
City, State, Zip	San Francisco, CA 94105
Country	U.S.A.
Phone	(415) 738-7972
Fax	

Table 37: Technical Contact Information

Name	Clifford Clarke
E-mail	cliff@eero.com
Phone	(415) 738-7972
Fax	

7.3 Equipment Under Test (EUT)

Table 38: EUT Specifications

EUT Specifications	
Dimensions	W: 2.875in (73mm) x D: 4.750in (121mm) x H: 1.188in (30mm)
AC Input	100-240V AC, 50 – 60 Hz
Environment	Indoor
Operating Temperature Range:	0 to 35 degrees C
Multiple Feeds:	☐ Yes and how many ☒ No
Product Marketing Name (PMN)	D010001 (USA), D010002 (IC)
Hardware Version Identification Number (HVIN)	D010001 (USA), D010002 (IC)
Firmware Version Identification Number (FVIN)	3.0.0
802.11-radio modules	
Operating Mode	802.15.1, 802.15.4, 802.11g, 802.11a, 802.11n (HT20, HT40), 802.11ac (VHT20, VHT40,VHT80)
Transmitter Frequency Band	2.405 GHz to 2.475 GHz 2.402 GHz to 2.480 GHz 2.412 GHz – 2.462 GHz 5.15 GHz to 5.25 GHz (Indoor Use) 5.25 GHz to 5.35 GHz 5.47 GHz to 5.725 GHz 5.725 GHz to 5.85 GHz
Max. Rated Power Output	See Channel Planning Table.
Power Setting @ Operating Channel	See Channel Planning Table.
Antenna Type	Qty 5 – 2 custom antennas at 5.26-5.32GHz. See Table 39 for details
Antenna Gain	Antenna 1 = +5.96 dBi, Antenna 2 = +4.86 dBi. See Table 39 for details
Modulation Type	☐ AM ☐ FM ☒ DTS ☒ OFDM ☐ Other describe: 16QAM and 64 QAM

EUT Specifications	
Data Rate	2GHz Band: Thread (Zigbee) 250kbps BLE: 1-2 Mbps 802.11g: 2 Spatial Streams: 6, 9, 12, 18, 24, 36, 48, 54 Mbps 802.11n HT20: 2 Spatial Streams: 13, 26, 39, 52, 78, 104, 117, 130 /156 Mbps (LGI) 802.11n HT40: 2 Spatial Streams: 27, 54, 81, 108, 162, 216, 243, 270 / 324, 370 Mbps (LGI) 5GHz Band: 802.11a: 1 Spatial Streams: 6, 9, 12, 18, 24, 36, 48, 54 Mbps 802.11n/ac HT20/VHT20: 2 Spatial Streams: 13, 26, 39, 52, 78, 104, 117, 130 /156 Mbps (LGI) 802.11n/ac HT40/VHT40: 2 Spatial Streams: 27, 54, 81, 108, 162, 216, 243, 270 / 324, 370 Mbps (LGI) 802.11ac VHT 80: 2 Spatial Streams: 58.5, 117, 175.5, 234, 351, 468, 526.5, 585, 702, 780 Mbps (LGI)
TX/RX Chain (s)	MIMO (2x2)
Directional Gain Type	☐ Correlated ☒ Beam-Forming ☐ Other describe:
Type of Equipment	☒ Table Top ☒ Wall-mount ☐ Floor standing cabinet ☐ Other:
Note: All 2 chains will be on / transmitted at all time.	

Table 39: Antenna Information

Number	Antenna Type	Description	Max Gain (dBi)
Antenna 1	Flex PCB	5 GHz Wi-Fi U-NII-1 Band, Chain 0	6.29
Antenna 2	Flex PCB	5 GHz Wi-Fi U-NII-1 Band, Chain 1	4.97
Antenna 1	Flex PCB	5 GHz Wi-Fi U-NII-2A Band, Chain 0	5.96
Antenna 2	Flex PCB	5 GHz Wi-Fi U-NII-2A Band, Chain 1	4.86
Antenna 1	Flex PCB	5 GHz Wi-Fi U-NII-2C Band, Chain 0	4.74
Antenna 2	Flex PCB	5 GHz Wi-Fi U-NII-2C Band, Chain 1	5.13
Antenna 1	Flex PCB	5 GHz Wi-Fi U-NII-3 Band, Chain 0	4.94
Antenna 2	Flex PCB	5 GHz Wi-Fi U-NII-3 Band, Chain 1	5.22
Antenna 3	Flex PCB	2.4 GHz Wi-Fi Chain 0	4.08
Antenna 4	Flex PCB	2.4 GHz Wi-Fi Chain 1	3.64
Antenna 5	Flex PCB	Bluetooth LE or Thread (Zigbee)	4.14

Table 40: EUT Channel Power Specifications

FCC Total Power for Non-Beamforming Mode

No.	Frequency (MHz)	Target Power Value dBm					
		802.11a	802.11n HT20	802.11n HT40	802.11ac VHT40	802.11ac VHT80	
52	5260	20.81*	21.26**				
54	5270			23.31****	22.89***		
58	5290					23.81*****	
62	5310			23.38****	23.81***		
64	5320	20.99*	21.39**				

Note: 1. The adjusted power target values are updated at the evaluated frequencies.
2. TP setting: * = 18, ** = 18.5, *** = 20, ****=20.5, *****=21.5.

RSS Total Power for Non-Beamforming Mode

No.	Frequency (MHz)	Target Power Value dBm					
		802.11a	802.11n HT20	802.11n HT40	802.11ac VHT40	802.11ac VHT80	
52	5260	16.42*	16.86**				
54	5270			16.62**	16.62**		
58	5290					16.78***	
62	5310			16.76*	16.76*		
64	5320	16.60*	17.03**				

Note: 1. The adjusted power target values are updated at the evaluated frequencies.
2. TP setting: * = 13.5, ** = 14, *** = 14.5.

FCC Total Power for Beamforming Mode

No.	Frequency (MHz)	Target Power Value dBm					
		802.11a	802.11n HT20	802.11n HT40	802.11ac VHT40	802.11ac VHT80	
52	5260	18.94*	19.08**				
54	5270			21.35***	21.26***		
58	5290					21.28****	
62	5310			21.51***	21.42***		
64	5320	19.00*	19.21**				

Note: 1. The adjusted power target values are updated at the evaluated frequencies.
2. TP setting: * = 16, ** = 16.5, *** = 18.5, ****=19.

RSS Total Power for Beamforming Mode

No.	Frequency (MHz)	Target Power Value dBm					
		802.11a	802.11n HT20	802.11n HT40	802.11ac VHT40	802.11ac VHT80	
52	5260	14.22***	14.24***				
54	5270			13.98**	14.12**		
58	5290					14.28***	
62	5310			14.07*	14.22*		
64	5320	14.08*	14.07*				

Note: 1. The adjusted power target values are updated at the evaluated frequencies.
2. TP setting: * = 11, ** = 11.5, *** = 12.

Table 41: Interface Specifications

Interface Type	Cabled with what type of cable?	Is the cable shielded?	Maximum potential length of the cable?	Metallic (M), Coax (C), Fiber (F), or Not Applicable?
RJ45	CAT-5 Ethernet	☒ No	☒ Metric: 2 m	☒ N/A
USB	USB	☐ No	☒ Metric: 1 m	☒ N/A

Table 42: Supported Equipment

Equipment	Manufacturer	Model	Serial	Used for
Laptop	Dell	Latitude	35521341769	Configure EUT (Master)
Laptop	Apple	Mac Pro	C02PX426FVH8	Stream the video (Client)
Note: None.				

Table 43: Description of Sample used for Testing

Device	Serial	FCC 06-96	RF Connection
Master	MF701114110316	Use for 20 MHz bandwidth DFS tests	Radiated Method
Master	MF701114110316	Use for 40 MHz bandwidth DFS tests	
Master	MF701114110316	Use for 80 MHz bandwidth DFS tests	

Table 44: Test Mode for DFS

Test	20 MHz BW	40 MHz BW	80 MHz BW	Comments
DFS Detection Threshold	5260 MHz, 2 Streams	5270 MHz, 2 Streams	5290 MHz, 2 Streams	EUT transmits more than 200 mW. Calculate the detection threshold and used to verify all 6 types of waveforms.
U-NII Detection Bandwidth	5260 MHz, 2 Streams	5270 MHz, 2 Streams	5290 MHz, 2 Streams	Inject verified Type 1 waveforms with EUT.
Performance Requirements Checks	5260 MHz, 2 Streams	5270 MHz, 2 Streams	5290 MHz, 2 Streams	No traffic.
In-Service Monitoring	5260 MHz, 2 Streams	5270 MHz, 2 Streams	5290 MHz, 2 Streams	>17% data traffic using iPerf application at the client end.

Test	20 MHz BW	40 MHz BW	80 MHz BW	Comments
Radar Statistic Performance Check	5260 MHz, 2 Streams	5270 MHz, 2 Streams	5290 MHz, 2 Streams	>17% data traffic using iPerf application at the client end.
Note: 1. 5260 MHz was selected to represent 20 MHz bandwidth DFS characteristics of EUT. 2. 5270 MHz was selected to represent 40 MHz bandwidth DFS characteristics of EUT. 3. 5290 MHz was selected to represent 80 MHz bandwidth DFS characteristics of EUT. 4. All two chains will be on at all time.				

7.4 Test Specification

Table 45: Test Specifications

Dynamic Frequency Selection	
Standard	**Requirement**
CFR 47 Part 15.407(h) 2017, RSS-247 (6.3) 2017 and KDB 905462 D02 UNII DFS Compliance Procedures New Rules v02	All

Appendix A

A.1 Radar Type 5 Parameters for 20 MHz Bandwidth

TYPE 5 PARAMETER SHEET						Rohde & Schwarz Pulse Sequencer
Trial Number : 1						
Bursts in Trial: 10						
Burst	**Number of Pulses**	**Pulse Width (µsec)**	**Chirp Width (MHz)**	**Pulse 1-to-2 PRI (µsec)**	**Pulse 2-to-3 PRI (µsec)**	**Start Location Within Interval (msec)**
1	1	56	9			1006.71
2	2	67	9	1022		632.48
3	1	72.8	9			584.14
4	2	95.6	9	1299		186.6
5	1	74.6	9			337.19
6	2	52.3	9	1281		72.15
7	2	93.8	9	1639		496.42
8	3	99.6	9	1749	1713	830.24
9	1	50.5	9			383.45
10	2	53.4	9	1876		947.8

TYPE 5 PARAMETER SHEET

Rohde & Schwarz
Pulse Sequencer

Trial Number : 2

Bursts in Trial: 10

Burst	Number of Pulses	Pulse Width (µsec)	Chirp Width (MHz)	Pulse 1-to-2 PRI (µsec)	Pulse 2-to-3 PRI (µsec)	Start Location Within Interval (msec)
1	2	97.5	20	1076		880.18
2	2	64.4	20	1361		335.14
3	2	78.5	20	1167		906.17
4	3	74.8	20	1236	1157	477.2
5	3	89.5	20	1301	1002	955.22
6	3	74.4	20	1981	1744	200.62
7	1	51	20			648.2
8	3	88.4	20	1875	1342	1131.84
9	2	61.6	20	1574		660.8
10	2	80.5	20	1147		241.1

TYPE 5 PARAMETER SHEET

Rohde & Schwarz
Pulse Sequencer

Trial Number : 3

Bursts in Trial: 12

Burst	Number of Pulses	Pulse Width (µsec)	Chirp Width (MHz)	Pulse 1-to-2 PRI (µsec)	Pulse 2-to-3 PRI (µsec)	Start Location Within Interval (msec)
1	1	67.5	20			836.695
2	1	96.2	20			15.18
3	2	95.6	20	1338		419.12
4	3	67.9	20	1249	1163	41.76
5	1	57	20			503.74
6	2	94.7	20	1551		541.82
7	2	68.2	20	1295		7.54
8	2	51.5	20	1622		586.93
9	1	68.4	20			27.94
10	2	86.8	20	1624		969.5
11	2	70	20	1400		58.3
12	1	96	20			141

TYPE 5 PARAMETER SHEET

Rohde & Schwarz
Pulse Sequencer

Trial Number : 4

Bursts in Trial: 17

Burst	Number of Pulses	Pulse Width (µsec)	Chirp Width (MHz)	Pulse 1-to-2 PRI (µsec)	Pulse 2-to-3 PRI (µsec)	Start Location Within Interval (msec)
1	2	82.1	12	1226		10.75
2	2	51.8	12	1845		493.018
3	3	89.7	12	1456	1273	163.655
4	2	94.5	12	1049		597.133
5	2	59.2	12	1634		290.271
6	3	82.1	12	1959	1268	399.968
7	3	66.1	12	1256	1929	294.596
8	1	58.9	12			450.494
9	3	69.1	12	1489	1920	394.581
10	2	74.1	12	1507		568.279
11	2	59.8	12	1845		57.186
12	3	59.1	12	1902	1140	608.024
13	2	86.8	12	1453		27.202
14	1	59.5	12			667.499
15	1	64.4	12			529.147
16	1	78.4	12			74.865
17	1	64.7	12			208.582

TYPE 5 PARAMETER SHEET

Rohde & Schwarz
Pulse Sequencer

Trial Number : 5

Bursts in Trial: 13

Burst	Number of Pulses	Pulse Width (µsec)	Chirp Width (MHz)	Pulse 1-to-2 PRI (µsec)	Pulse 2-to-3 PRI (µsec)	Start Location Within Interval (msec)
1	2	68.8	18	1588		745.956
2	1	70.8	18			833.383
3	1	92.7	18			631.466
4	2	89.3	18	1803		144.149
5	3	74.1	18	1965	1200	84.972
6	2	82.2	18	1647		844.705
7	3	83.5	18	1992	1474	310.908
8	2	70.4	18	1430		194.862
9	1	85.5	18			699.855
10	2	57.2	18	1058		227.218
11	1	82	18			803.931
12	3	93.2	18	1760	1064	3.854
13	2	60.8	18	1022		893.977

TYPE 5 PARAMETER SHEET

Rohde & Schwarz
Pulse Sequencer

Trial Number : 6

Bursts in Trial: 10

Burst	Number of Pulses	Pulse Width (µsec)	Chirp Width (MHz)	Pulse 1-to-2 PRI (µsec)	Pulse 2-to-3 PRI (µsec)	Start Location Within Interval (msec)
1	3	94.2	12	1422	1438	1187
2	1	70.2	12			774.48
3	1	59.2	12			189.48
4	2	94.5	12	1500		1166.1
5	3	52.4	12	1097	1225	1014.3
6	2	72.8	12	1559		795.12
7	1	90.1	12			93.79
8	1	60.2	12			992.94
9	1	64	12			53.21
10	1	53.2	12			995.6

TYPE 5 PARAMETER SHEET

Rohde & Schwarz
Pulse Sequencer

Trial Number : 7

Bursts in Trial: 12

Burst	Number of Pulses	Pulse Width (µsec)	Chirp Width (MHz)	Pulse 1-to-2 PRI (µsec)	Pulse 2-to-3 PRI (µsec)	Start Location Within Interval (msec)
1	2	79.2	17	1740		837.245
2	2	58.8	17	1484		437.62
3	3	71.2	17	1908	1912	825.23
4	1	62.9	17			875.7
5	2	94.4	17	1217		46.62
6	2	78.3	17	1975		923.76
7	1	92.6	17			348.34
8	2	89.1	17	1070		864.99
9	1	73.2	17			556.55
10	2	79	17	1297		195.11
11	2	98.7	17	1435		143.7
12	3	53.8	17	1894	1117	313

TYPE 5 PARAMETER SHEET

Rohde & Schwarz
Pulse Sequencer

Trial Number : 8

Bursts in Trial: 17

Burst	Number of Pulses	Pulse Width (µsec)	Chirp Width (MHz)	Pulse 1-to-2 Spacing (µsec)	Pulse 2-to-3 PRI (µsec)	Start Location Within Interval (msec)
1	3	98.2	5	1682	1107	312.383
2	2	93	5	1322		695.438
3	2	93.3	5	1142		56.725
4	2	96.9	5	1384		653.693
5	1	61.1	5			194.751
6	2	88.9	5	1165		587.468
7	2	90.1	5	1275		558.366
8	1	90.2	5			179.534
9	3	80	5	1101	1554	104.431
10	2	57.3	5	1256		37.099
11	2	85.4	5	1345		19.496
12	1	57.1	5			50.664
13	2	99.1	5	1897		61.502
14	2	52.8	5	1592		626.429
15	1	81.4	5			139.747
16	1	66.7	5			118.365
17	2	78	5	1849		676.982

TYPE 5 PARAMETER SHEET

Rohde & Schwarz
Pulse Sequencer

Trial Number : 9

Bursts in Trial: 9

Burst	Number of Pulses	Pulse Width (µsec)	Chirp Width (MHz)	Pulse 1-to-2 PRI (µsec)	Pulse 2-to-3 PRI (µsec)	Start Location Within Interval (msec)
1	2	99.8	19	1291		687.547
2	3	75.9	19	1473	1806	184.647
3	2	82.2	19	1055		663.573
4	1	97.2	19			154.36
5	3	54.2	19	1112	1223	455.157
6	1	97.1	19			179.733
7	1	98.6	19			423.6
8	2	83.4	19	1977		491.147
9	1	57.1	19			55.733

TYPE 5 PARAMETER SHEET

Rohde & Schwarz
Pulse Sequencer

Trial Number : 10

Bursts in Trial: 11

Burst	Number of Pulses	Pulse Width (µsec)	Chirp Width (MHz)	Pulse 1-to-2 PRI (µsec)	Pulse 2-to-3 PRI (µsec)	Start Location Within Interval (msec)
1	2	54.8	16	1750		629.964
2	2	83.6	16	1084		79.911
3	3	54.5	16	1219	1873	305.502
4	3	89.8	16	1531	1977	93.573
5	2	70.4	16	1561		66.454
6	3	97	16	1442	1012	761.015
7	2	88.6	16	1212		567.965
8	1	82.8	16			717.026
9	3	65.9	16	1811	1054	246.497
10	1	54.1	16			312.318
11	1	90	16			733.009

TYPE 5 PARAMETER SHEET

Rohde & Schwarz
Pulse Sequencer

Trial Number : 11

Bursts in Trial: 13

Burst	Number of Pulses	Pulse Width (µsec)	Chirp Width (MHz)	Pulse 1-to-2 PRI (µsec)	Pulse 2-to-3 PRI (µsec)	Start Location Within Interval (msec)
1	3	89.3	7	1161	1190	626.923
2	3	50.3	7	1534	1267	916.093
3	2	92.5	7	1520		862.766
4	1	65.7	7			585.329
5	2	79.3	7	1496		418.902
6	2	84.3	7	1241		15.565
7	2	80.2	7	1649		577.418
8	2	67.9	7	1261		579.702
9	1	99	7			44.815
10	2	57.4	7	1486		209.798
11	3	57.8	7	1855	1018	441.061
12	2	84.6	7	1710		691.554
13	2	54	7	1076		563.877

TYPE 5 PARAMETER SHEET

Rohde & Schwarz
Pulse Sequencer

Trial Number : 12

Bursts in Trial: 8

Burst	Number of Pulses	Pulse Width (µsec)	Chirp Width (MHz)	Pulse 1-to-2 PRI (µsec)	Pulse 2-to-3 PRI (µsec)	Start Location Within Interval (msec)
1	2	80.6	18	1219		1297.29
2	3	73.7	18	1345	1410	622.28
3	1	93.9	18			884.32
4	2	91.6	18	1086		1382.94
5	2	96	18	1308		1244.33
6	2	56.3	18	1278		877.86
7	3	69.8	18	1293	1890	592.21
8	2	56	18	1940		1240.1

TYPE 5 PARAMETER SHEET

Rohde & Schwarz
Pulse Sequencer

Trial Number : 13

Bursts in Trial: 11

Burst	Number of Pulses	Pulse Width (µsec)	Chirp Width (MHz)	Pulse 1-to-2 PRI (µsec)	Pulse 2-to-3 PRI (µsec)	Start Location Within Interval (msec)
1	2	95.2	11	1347		822.239
2	1	77.7	11			462.811
3	3	82.6	11	1264	1691	633.692
4	2	68.6	11	1128		108.963
5	2	78.7	11	1589		934.934
6	1	88.4	11			763.275
7	2	52.5	11	1961		798.045
8	2	86.1	11	1181		294.626
9	2	93	11	1644		141.147
10	3	84.1	11	1176	1956	670.818
11	1	82.1	11			125.509

TYPE 5 PARAMETER SHEET

Rohde & Schwarz
Pulse Sequencer

Trial Number : 14

Bursts in Trial: 18

Burst	Number of Pulses	Pulse Width (µsec)	Chirp Width (MHz)	Pulse 1-to-2 PRI (µsec)	Pulse 2-to-3 PRI (µsec)	Start Location Within Interval (msec)
1	2	86	10	1518		284.264
2	2	71.7	10	1655		463.013
3	1	65.7	10			525.037
4	2	93.5	10	1988		363.67
5	3	85.8	10	1824	1873	372.593
6	3	77.9	10	1364	1014	505.307
7	3	86.3	10	1710	1585	585.8
8	2	87.2	10	1712		508.733
9	2	58.6	10	1499		113.817
10	1	89.6	10			355.31
11	2	96.9	10	1419		379.833
12	1	91.8	10			392.067
13	2	67	10	1746		122.47
14	1	77.4	10			647.003
15	3	57.4	10	1269	1366	499.017
16	2	80.7	10	1656		257.3
17	3	61.4	10	1213	1921	35.933
18	2	66.1	10	1990		67.467

TYPE 5 PARAMETER SHEET

Rohde & Schwarz
Pulse Sequencer

Trial Number : 15

Bursts in Trial: 12

Burst	Number of Pulses	Pulse Width (µsec)	Chirp Width (MHz)	Pulse 1-to-2 PRI (µsec)	Pulse 2-to-3 PRI (µsec)	Start Location Within Interval (msec)
1	2	92.5	9	1920		349.722
2	3	86.3	9	1549	1283	805.71
3	3	55.2	9	1942	1382	554.69
4	2	74.9	9	1894		822.33
5	2	86.2	9	1048		955
6	2	100	9	1453		320.69
7	1	58.9	9			186.32
8	1	97.1	9			569.72
9	3	71.1	9	1346	1377	137.26
10	2	100	9	1488		292.43
11	2	76.5	9	1787		194.9
12	3	93.5	9	1968	1997	349.9

TYPE 5 PARAMETER SHEET

Rohde & Schwarz
Pulse Sequencer

Trial Number : 16

Bursts in Trial: 10

Burst	Number of Pulses	Pulse Width (µsec)	Chirp Width (MHz)	Pulse 1-to-2 PRI (µsec)	Pulse 2-to-3 PRI (µsec)	Start Location Within Interval (msec)
1	3	79.8	11	1804	1999	164.429
2	1	84.2	11			918.24
3	3	94.7	11	1478	1330	1123.44
4	1	65.7	11			247.82
5	2	98.8	11	1815		703.32
6	3	63	11	1329	1949	1102.05
7	2	92	11	1501		764.8
8	2	98.6	11	1060		514.29
9	3	77.6	11	1390	1411	727.5
10	2	74.4	11	1770		604.8

TYPE 5 PARAMETER SHEET

Rohde & Schwarz
Pulse Sequencer

Trial Number : 17

Bursts in Trial: 12

Burst	Number of Pulses	Pulse Width (µsec)	Chirp Width (MHz)	Pulse 1-to-2 PRI (µsec)	Pulse 2-to-3 PRI (µsec)	Start Location Within Interval (msec)
1	2	81.5	11	1330		318.782
2	1	72.1	11			13.82
3	1	73.6	11			616.02
4	1	56.6	11			102.94
5	1	64.5	11			521.36
6	3	80.3	11	1519	1803	576.15
7	1	65.6	11			346.35
8	1	64.5	11			718.74
9	1	81.6	11			854.5
10	1	89.2	11			728.79
11	3	76.7	11	1875	1354	529
12	2	88.4	11	1156		734.7

TYPE 5 PARAMETER SHEET

Rohde & Schwarz
Pulse Sequencer

Trial Number : 18

Bursts in Trial: 19

Burst	Number of Pulses	Pulse Width (µsec)	Chirp Width (MHz)	Pulse 1-to-2 PRI (µsec)	Pulse 2-to-3 PRI (µsec)	Start Location Within Interval (msec)
1	1	59.1	17			610.62
2	3	75.3	17	1781	1500	554.901
3	3	75.1	17	1947	1059	510.122
4	2	65.6	17	1665		538.683
5	2	60.7	17	1330		397.904
6	1	78.3	17			3.395
7	2	77.7	17	1447		25.766
8	3	54.4	17	1123	1864	32.537
9	2	69.1	17	1650		162.288
10	2	95.5	17	1926		547.169
11	2	75.7	17	1817		248.771
12	3	81.5	17	1511	1216	110.112
13	1	67.5	17			366.323
14	1	65.5	17			71.624
15	3	79.1	17	1475	1343	43.825
16	1	57	17			506.186
17	2	78.9	17	1068		179.237
18	3	86.2	17	1202	1999	45.158
19	2	73.2	17	1598		465.379

TYPE 5 PARAMETER SHEET

Rohde & Schwarz
Pulse Sequencer

Trial Number : 19

Bursts in Trial: 11

Burst	Number of Pulses	Pulse Width (µsec)	Chirp Width (MHz)	Pulse 1-to-2 PRI (µsec)	Pulse 2-to-3 PRI (µsec)	Start Location Within Interval (msec)
1	2	89	8	1598		525.331
2	2	82.5	8	1594		547.211
3	2	72.1	8	1215		438.972
4	2	84.7	8	1680		581.723
5	2	81.5	8	1240		548.704
6	2	75.3	8	1411		357.585
7	1	92.7	8			881.615
8	3	92.3	8	1073	1563	296.156
9	2	57.9	8	1105		647.447
10	1	65.2	8			971.818
11	1	82.1	8			761.809

TYPE 5 PARAMETER SHEET

Rohde & Schwarz
Pulse Sequencer

Trial Number : 20

Bursts in Trial: 14

Burst	Number of Pulses	Pulse Width (µsec)	Chirp Width (MHz)	Pulse 1-to-2 PRI (µsec)	Pulse 2-to-3 PRI (µsec)	Start Location Within Interval (msec)
1	2	88.8	16	1597		262.755
2	1	78	16			588.377
3	3	79.4	16	1076	1178	780.044
4	2	64.7	16	1480		826.541
5	3	82.9	16	1875	1844	596.139
6	2	88.4	16	1446		750.386
7	1	79.1	16			615.173
8	1	58.6	16			794.3
9	2	58.1	16	1817		237.187
10	1	63.5	16			122.834
11	3	54.4	16	1441	1643	560.191
12	2	55.8	16	1298		317.279
13	1	50.3	16			63.386
14	3	79.1	16	1656	1928	10.043

TYPE 5 PARAMETER SHEET

Rohde & Schwarz
Pulse Sequencer

Trial Number : 21

Bursts in Trial: 9

Burst	Number of Pulses	Pulse Width (µsec)	Chirp Width (MHz)	Pulse 1-to-2 PRI (µsec)	Pulse 2-to-3 PRI (µsec)	Start Location Within Interval (msec)
1	1	84.4	17			841.898
2	2	86.8	17	1393		819.017
3	3	81.2	17	1794	1079	739.253
4	2	63	17	1179		436.26
5	2	78.5	17	1808		1093.577
6	2	64	17	1682		1074.713
7	3	72	17	1840	1978	742.33
8	3	57.4	17	1880	1513	953.567
9	2	95.2	17	1226		334.733

TYPE 5 PARAMETER SHEET

Rohde & Schwarz
Pulse Sequencer

Trial Number : 22

Bursts in Trial: 14

Burst	Number of Pulses	Pulse Width (µsec)	Chirp Width (MHz)	Pulse 1-to-2 PRI (µsec)	Pulse 2-to-3 PRI (µsec)	Start Location Within Interval (msec)
1	2	52.8	19	1915		698.134
2	3	85.7	19	1743	1849	412.327
3	1	83.4	19			756.104
4	3	61.3	19	1169	1473	161.631
5	2	81.3	19	1721		11.179
6	2	79.5	19	1916		464.726
7	3	87.9	19	1053	1641	35.103
8	3	86.2	19	1439	1571	431.47
9	1	87.4	19			57.227
10	2	56.5	19	1944		10.554
11	2	80.5	19	1660		445.981
12	3	73.1	19	1281	1674	584.729
13	2	73.4	19	1480		489.986
14	1	96.6	19			807.743

TYPE 5 PARAMETER SHEET

Rohde & Schwarz
Pulse Sequencer

Trial Number : 23

Bursts in Trial: 19

Burst	Number of Pulses	Pulse Width (µsec)	Chirp Width (MHz)	Pulse 1-to-2 PRI (µsec)	Pulse 2-to-3 PRI (µsec)	Start Location Within Interval (msec)
1	3	97	10	1523	1181	106.706
2	2	82.7	10	1759		421.321
3	1	75.7	10			188.082
4	1	76.7	10			588.893
5	1	69.6	10			328.494
6	2	79.7	10	1631		238.555
7	2	66.4	10	1757		311.836
8	3	78.3	10	1534	1636	113.807
9	2	80.7	10	1713		409.288
10	2	95.7	10	1998		509.029
11	2	70.8	10	1761		119.801
12	1	70	10			574.502
13	2	96.7	10	1089		365.303
14	2	73.3	10	1444		168.644
15	1	85.1	10			332.605
16	1	70.2	10			334.466
17	2	65.5	10	1175		498.137
18	3	60.1	10	1304	1036	393.058
19	2	81.5	10	1569		88.779

TYPE 5 PARAMETER SHEET

Rohde & Schwarz
Pulse Sequencer

Trial Number : 24

Bursts in Trial: 13

Burst	Number of Pulses	Pulse Width (µsec)	Chirp Width (MHz)	Pulse 1-to-2 PRI (µsec)	Pulse 2-to-3 PRI (µsec)	Start Location Within Interval (msec)
1	2	64.2	10	1277		520.847
2	2	79.5	10	1402		768.073
3	2	72.6	10	1663		381.286
4	1	56.4	10			217.939
5	1	55.5	10			192.072
6	2	85.8	10	1157		307.165
7	3	55.8	10	1481	1496	187.908
8	1	55.6	10			403.382
9	2	81.8	10	1034		169.205
10	3	95.6	10	1640	1710	610.038
11	2	95.3	10	1462		695.981
12	3	51.7	10	1163	1925	103.654
13	1	66	10			351.877

TYPE 5 PARAMETER SHEET

Rohde & Schwarz
Pulse Sequencer

Trial Number : 25

Bursts in Trial: 16

Burst	Number of Pulses	Pulse Width (µsec)	Chirp Width (MHz)	Pulse 1-to-2 PRI (µsec)	Pulse 2-to-3 PRI (µsec)	Start Location Within Interval (msec)
1	2	91.8	5	1027		245.057
2	3	89.1	5	1788	1806	208.539
3	2	73.1	5	1068		319.47
4	2	85.9	5	1524		679.75
5	2	56.5	5	1448		311.32
6	2	87.3	5	1857		346.46
7	1	86.6	5			531.99
8	2	98	5	1466		509.24
9	3	87.9	5	1932	1822	682.2
10	2	58.8	5	1615		686.71
11	3	65.9	5	1824	1280	429.57
12	3	52.1	5	1659	1845	652.67
13	2	91.7	5	1579		680.38
14	2	71.2	5	1644		109.35
15	2	98.9	5	1652		255.3
16	2	80.6	5	1088		517.4

TYPE 5 PARAMETER SHEET

Rohde & Schwarz
Pulse Sequencer

Trial Number : 26

Bursts in Trial: 12

Burst	Number of Pulses	Pulse Width (µsec)	Chirp Width (MHz)	Pulse 1-to-2 PRI (µsec)	Pulse 2-to-3 PRI (µsec)	Start Location Within Interval (msec)
1	1	78.6	17			541.841
2	3	60.2	17	1954	1961	269.73
3	2	82.7	17	1572		5.82
4	2	73.4	17	1648		76.6
5	2	99.9	17	1998		556.07
6	2	95.2	17	1763		19.8
7	1	62.2	17			87.15
8	3	89	17	1836	1139	335.47
9	1	54	17			656.31
10	2	92.8	17	1415		274.61
11	2	75.9	17	1071		824.2
12	3	65.4	17	1968	1333	683.5

TYPE 5 PARAMETER SHEET

Rohde & Schwarz
Pulse Sequencer

Trial Number : 27

Bursts in Trial: 19

Burst	Number of Pulses	Pulse Width (µsec)	Chirp Width (MHz)	Pulse 1-to-2 PRI (µsec)	Pulse 2-to-3 PRI (µsec)	Start Location Within Interval (msec)
1	2	77.8	8	1984		310.643
2	1	79.9	8			560.351
3	3	73.9	8	1714	1167	79.792
4	2	64.1	8	1028		98.303
5	3	79.4	8	1932	1219	111.554
6	2	74.8	8	1643		210.005
7	1	56.6	8			148.886
8	2	95.7	8	1245		519.297
9	2	99.8	8	1577		6.348
10	2	88.1	8	1085		444.309
11	3	54.9	8	1451	1638	610.331
12	1	64.6	8			223.032
13	1	80.7	8			413.103
14	2	77.5	8	1133		75.654
15	3	55.4	8	1570	1544	373.975
16	2	63.9	8	1504		511.586
17	3	59.5	8	1172	1433	233.137
18	2	75.6	8	1148		414.758
19	1	77.8	8			359.879

TYPE 5 PARAMETER SHEET

Rohde & Schwarz
Pulse Sequencer

Trial Number : 28

Bursts in Trial: 16

Burst	Number of Pulses	Pulse Width (µsec)	Chirp Width (MHz)	Pulse 1-to-2 PRI (µsec)	Pulse 2-to-3 PRI (µsec)	Start Location Within Interval (msec)
1	2	56.7	5	1087		226.565
2	1	61.3	5			392.95
3	2	72.3	5	1584		484.56
4	2	75.2	5	1972		147.17
5	2	91.5	5	1230		344.29
6	1	94.7	5			205.16
7	1	66.1	5			41.62
8	3	69.2	5	1380	1500	455.78
9	2	82.3	5	1440		318.77
10	1	68.8	5			52.91
11	2	70.7	5	1848		59.02
12	3	84.8	5	1783	1386	147
13	2	56.1	5	1017		315.58
14	1	88.8	5			621.5
15	3	75.4	5	1356	1320	674.3
16	1	65.4	5			336.5

TYPE 5 PARAMETER SHEET

Rohde & Schwarz
Pulse Sequencer

Trial Number : 29

Bursts in Trial: 13

Burst	Number of Pulses	Pulse Width (µsec)	Chirp Width (MHz)	Pulse 1-to-2 PRI (µsec)	Pulse 2-to-3 PRI (µsec)	Start Location Within Interval (msec)
1	2	52.2	7	1650		322.625
2	1	83.5	7			714.333
3	2	78.6	7	1577		79.606
4	1	54	7			12.819
5	2	74.6	7	1453		287.152
6	2	79.7	7	1374		73.685
7	2	55.8	7	1237		632.058
8	2	90.1	7	1242		713.442
9	1	61.5	7			866.035
10	2	76.1	7	1827		379.318
11	3	69.8	7	1799	1466	425.081
12	1	67.3	7			106.354
13	2	59.5	7	1089		878.677

TYPE 5 PARAMETER SHEET

Rohde & Schwarz
Pulse Sequencer

Trial Number : 30

Bursts in Trial: 8

Burst	Number of Pulses	Pulse Width (µsec)	Chirp Width (MHz)	Pulse 1-to-2 PRI (µsec)	Pulse 2-to-3 PRI (µsec)	Start Location Within Interval (msec)
1	3	94.9	7	1164	1219	530.106
2	2	95.1	7	1989		265.62
3	2	96.9	7	1574		882.28
4	2	82.1	7	1316		1230.4
5	1	99	7			1018.37
6	2	61.6	7	1441		1395.61
7	3	95.5	7	1405	1476	471.35
8	1	73.3	7			581

A.2 Radar Type 5 Parameters for 40 MHz Bandwidth

TYPE 5 PARAMETER SHEET						Rohde & Schwarz Pulse Sequencer
Trial Number : 1						
Bursts in Trial: 11						
Burst	**Number of Pulses**	**Pulse Width (µsec)**	**Chirp Width (MHz)**	**Pulse 1-to-2 PRI (µsec)**	**Pulse 2-to-3 PRI (µsec)**	**Start Location Within Interval (msec)**
1	2	55.9	9	1895		104.348
2	2	50.7	9	1470		1046.271
3	2	84.8	9	1344		858.602
4	1	53.2	9			393.793
5	1	98.9	9			539.734
6	2	59.2	9	1749		301.695
7	3	67.9	9	1418	1893	115.265
8	1	55.9	9			1020.796
9	3	99.2	9	1884	1559	232.647
10	1	72.3	9			42.928
11	2	70.3	9	1858		970.609

TYPE 5 PARAMETER SHEET

Rohde & Schwarz
Pulse Sequencer

Trial Number : 2

Bursts in Trial: 15

Burst	Number of Pulses	Pulse Width (µsec)	Chirp Width (MHz)	Pulse 1-to-2 PRI (µsec)	Pulse 2-to-3 PRI (µsec)	Start Location Within Interval (msec)
1	2	53.1	12	1236		102.858
2	1	95.3	12			748.43
3	2	85.8	12	1555		186.36
4	3	77	12	1297	1391	279.62
5	3	50.7	12	1706	1312	165.92
6	1	88.1	12			163
7	1	79	12			198.14
8	1	87.4	12			509.56
9	2	90.5	12	1002		606.02
10	2	81.6	12	1183		605.96
11	1	73.2	12			329.15
12	2	60.9	12	1202		434.32
13	2	52.7	12	1383		660.5
14	1	84.9	12			372
15	2	79.3	12	1945		70

TYPE 5 PARAMETER SHEET

Rohde & Schwarz
Pulse Sequencer

Trial Number : 3

Bursts in Trial: 15

Burst	Number of Pulses	Pulse Width (µsec)	Chirp Width (MHz)	Pulse 1-to-2 PRI (µsec)	Pulse 2-to-3 PRI (µsec)	Start Location Within Interval (msec)
1	2	82.3	19	1762		202.125
2	2	76.3	19	1331		172.803
3	3	91.1	19	1614	1224	678.7
4	2	78.9	19	1312		180.62
5	3	97.2	19	1503	1640	249.43
6	3	87.8	19	1112	1549	729.09
7	1	98.3	19			21.67
8	2	64.9	19	1043		763.89
9	2	82.1	19	1763		525.73
10	1	79.1	19			172.95
11	1	97.8	19			145.03
12	3	71.9	19	1837	1139	769.09
13	2	74.9	19	1121		650.9
14	1	93	19			221.8
15	2	66.5	19	1348		117.7

TYPE 5 PARAMETER SHEET

Rohde & Schwarz
Pulse Sequencer

Trial Number : 4

Bursts in Trial: 11

Burst	Number of Pulses	Pulse Width (µsec)	Chirp Width (MHz)	Pulse 1-to-2 PRI (µsec)	Pulse 2-to-3 PRI (µsec)	Start Location Within Interval (msec)
1	2	58.1	7	1845		353.664
2	1	82.3	7			488.151
3	3	62.7	7	1352	1096	260.662
4	2	86.4	7	1276		652.933
5	1	54.9	7			92.834
6	2	56.4	7	1238		786.575
7	3	59.4	7	1209	1372	161.435
8	2	62.5	7	1557		1002.056
9	3	67	7	1086	1424	123.297
10	2	91.8	7	1169		577.918
11	3	88.5	7	1806	1745	494.909

TYPE 5 PARAMETER SHEET

Rohde & Schwarz
Pulse Sequencer

Trial Number : 5

Bursts in Trial: 15

Burst	Number of Pulses	Pulse Width (µsec)	Chirp Width (MHz)	Pulse 1-to-2 PRI (µsec)	Pulse 2-to-3 PRI (µsec)	Start Location Within Interval (msec)
1	3	63.1	15	1156	1160	343.987
2	2	65.8	15	1739		710.56
3	2	90.1	15	1120		366.7
4	2	88.1	15	1483		35.3
5	3	59	15	1995	1181	225.91
6	1	74.5	15			585.09
7	3	63.2	15	1347	1051	296.48
8	3	52.4	15	1430	1413	433.65
9	2	78	15	1343		234.64
10	2	70	15	1278		345.55
11	3	57.3	15	1602	1038	73.18
12	1	62.2	15			574.26
13	2	75.4	15	1585		632.1
14	1	71.9	15			3.1
15	2	69.8	15	1187		140

TYPE 5 PARAMETER SHEET

Rohde & Schwarz
Pulse Sequencer

Trial Number : 6

Bursts in Trial: 9

Burst	Number of Pulses	Pulse Width (µsec)	Chirp Width (MHz)	Pulse 1-to-2 PRI (µsec)	Pulse 2-to-3 PRI (µsec)	Start Location Within Interval (msec)
1	3	61.2	6	1000	1819	961.908
2	2	51.1	6	1639		951.907
3	1	51.5	6			779.083
4	2	76.7	6	1338		261.2
5	2	86.8	6	1836		1157.937
6	1	95.1	6			1081.533
7	2	93.6	6	1049		473.46
8	3	70.3	6	1120	1952	500.757
9	3	90.6	6	1252	1783	176.433

TYPE 5 PARAMETER SHEET

Rohde & Schwarz
Pulse Sequencer

Trial Number : 7

Bursts in Trial: 19

Burst	Number of Pulses	Pulse Width (µsec)	Chirp Width (MHz)	Pulse 1-to-2 PRI (µsec)	Pulse 2-to-3 PRI (µsec)	Start Location Within Interval (msec)
1	2	70.3	10	1914		425.704
2	2	95.4	10	1234		572.211
3	2	96.1	10	1232		483.412
4	3	51	10	1696	1829	615.083
5	2	61.7	10	1299		428.644
6	2	63.4	10	1526		462.885
7	2	69.9	10	1506		587.286
8	3	54.1	10	1778	1590	494.427
9	2	55.8	10	1807		135.518
10	1	70.8	10			519.079
11	2	90.1	10	1072		360.851
12	2	97	10	1708		124.342
13	2	54.2	10	1142		342.753
14	2	71.9	10	1684		122.434
15	3	73	10	1466	1338	313.685
16	3	55.8	10	1807	1922	612.516
17	2	82.5	10	1862		204.537
18	1	92.4	10			91.458
19	1	79.7	10			139.579

TYPE 5 PARAMETER SHEET

Rohde & Schwarz
Pulse Sequencer

Trial Number : 8

Bursts in Trial: 13

Burst	Number of Pulses	Pulse Width (µsec)	Chirp Width (MHz)	Pulse 1-to-2 Spacing (µsec)	Pulse 2-to-3 PRI (µsec)	Start Location Within Interval (msec)
1	1	77.5	17			765.083
2	1	82.6	17			650.063
3	3	51.2	17	1579	1749	199.666
4	2	58.2	17	1443		310.189
5	2	82.2	17	1210		811.752
6	1	73.6	17			605.915
7	3	99.7	17	1334	1570	98.898
8	3	61.4	17	1143	1702	24.522
9	1	76.7	17			366.185
10	2	54.1	17	1294		389.848
11	3	69.2	17	1625	1037	411.411
12	2	90.9	17	1604		775.554
13	3	72.4	17	1753	1541	600.977

TYPE 5 PARAMETER SHEET

Rohde & Schwarz
Pulse Sequencer

Trial Number : 9

Bursts in Trial: 15

Burst	Number of Pulses	Pulse Width (µsec)	Chirp Width (MHz)	Pulse 1-to-2 PRI (µsec)	Pulse 2-to-3 PRI (µsec)	Start Location Within Interval (msec)
1	1	80.6	12			254.648
2	2	84.3	12	1940		313.75
3	2	50.7	12	1028		413.58
4	3	83.3	12	1469	1402	467.05
5	2	75.7	12	1007		628.4
6	2	91.4	12	1064		619.61
7	1	62.5	12			142.41
8	2	82.8	12	1067		126.98
9	1	72.3	12			465.58
10	2	90.2	12	1184		652.58
11	2	71.4	12	1663		608.5
12	2	71.8	12	1567		703.94
13	2	71.8	12	1902		38.21
14	2	90.4	12	1466		689.7
15	3	91.9	12	1418	1027	289.9

TYPE 5 PARAMETER SHEET

Rohde & Schwarz
Pulse Sequencer

Trial Number : 10

Bursts in Trial: 13

Burst	Number of Pulses	Pulse Width (µsec)	Chirp Width (MHz)	Pulse 1-to-2 PRI (µsec)	Pulse 2-to-3 PRI (µsec)	Start Location Within Interval (msec)
1	2	65.4	12	1515		676.033
2	2	55.9	12	1374		794.983
3	2	84.4	12	1577		89.226
4	2	55	12	1139		715.779
5	2	98.8	12	1092		493.932
6	2	94	12	1319		769.515
7	2	96	12	1653		718.878
8	3	61.3	12	1232	1469	245.322
9	3	69.3	12	1900	1226	911.795
10	2	62.5	12	1338		93.388
11	3	87.5	12	1621	1052	879.431
12	2	63.5	12	1000		617.154
13	1	98.3	12			531.377

TYPE 5 PARAMETER SHEET

Rohde & Schwarz
Pulse Sequencer

Trial Number : 11

Bursts in Trial: 18

Burst	Number of Pulses	Pulse Width (µsec)	Chirp Width (MHz)	Pulse 1-to-2 PRI (µsec)	Pulse 2-to-3 PRI (µsec)	Start Location Within Interval (msec)
1	2	95.6	16	1463		207.751
2	3	66.8	16	1279	1418	597.193
3	3	95.3	16	1944	1110	113.337
4	2	69.4	16	1683		326.09
5	3	54.8	16	1642	1500	328.373
6	1	55.8	16			227.787
7	1	89.5	16			384.19
8	1	50.3	16			293.553
9	1	76.5	16			400.237
10	2	95	16	1135		540.46
11	1	85.6	16			459.613
12	3	85	16	1942	1940	324.687
13	1	65.5	16			647.66
14	2	97.8	16	1702		354.203
15	3	68.7	16	1773	1686	495.067
16	1	51.3	16			222.8
17	1	80.4	16			573.133
18	3	57	16	1013	1966	607.567

TYPE 5 PARAMETER SHEET

Rohde & Schwarz
Pulse Sequencer

Trial Number : 12

Bursts in Trial: 12

Burst	Number of Pulses	Pulse Width (µsec)	Chirp Width (MHz)	Pulse 1-to-2 PRI (µsec)	Pulse 2-to-3 PRI (µsec)	Start Location Within Interval (msec)
1	1	58.9	11			563.221
2	1	82.7	11			79.31
3	1	75.3	11			423.82
4	2	56.3	11	1926		389.17
5	1	78.5	11			214.74
6	1	81	11			972.01
7	1	73.5	11			228.51
8	3	57.2	11	1217	1148	635.43
9	2	81	11	1891		675.82
10	2	80.3	11	1715		732.11
11	1	96.5	11			743.4
12	2	70.2	11	1037		936.3

TYPE 5 PARAMETER SHEET

Rohde & Schwarz
Pulse Sequencer

Trial Number : 13

Bursts in Trial: 10

Burst	Number of Pulses	Pulse Width (µsec)	Chirp Width (MHz)	Pulse 1-to-2 PRI (µsec)	Pulse 2-to-3 PRI (µsec)	Start Location Within Interval (msec)
1	3	97.8	5	1036	1608	888.455
2	1	86.6	5			99.54
3	2	96.4	5	1069		743.54
4	3	66.3	5	1541	1068	1041.7
5	3	80.6	5	1074	1343	50.77
6	2	87.1	5	1892		195.78
7	2	71.4	5	1068		598.99
8	2	85	5	1220		952.06
9	3	95.1	5	1070	1131	546.4
10	2	91.5	5	1393		995.5

TYPE 5 PARAMETER SHEET

Rohde & Schwarz
Pulse Sequencer

Trial Number : 14

Bursts in Trial: 19

Burst	Number of Pulses	Pulse Width (µsec)	Chirp Width (MHz)	Pulse 1-to-2 PRI (µsec)	Pulse 2-to-3 PRI (µsec)	Start Location Within Interval (msec)
1	3	68.2	18	1292	1416	179.255
2	2	78.6	18	1872		249.1
3	2	69.1	18	1666		62.672
4	2	56	18	1106		449.343
5	2	77.1	18	1151		252.054
6	1	80.2	18			232.415
7	3	56	18	1347	1578	447.056
8	1	58.3	18			45.617
9	2	81.7	18	1126		516.028
10	2	62.5	18	1489		615.969
11	3	56.3	18	1415	1117	328.261
12	1	77.3	18			113.782
13	1	87.2	18			592.303
14	2	67.2	18	1632		572.844
15	2	82.7	18	1124		153.935
16	3	73.9	18	1950	1513	170.376
17	1	71.8	18			27.937
18	1	68.5	18			588.358
19	1	65.6	18			583.279

TYPE 5 PARAMETER SHEET

Rohde & Schwarz
Pulse Sequencer

Trial Number : 15

Bursts in Trial: 13

Burst	Number of Pulses	Pulse Width (µsec)	Chirp Width (MHz)	Pulse 1-to-2 PRI (µsec)	Pulse 2-to-3 PRI (µsec)	Start Location Within Interval (msec)
1	2	50.8	7	1979		496.012
2	3	82.2	7	1636	1968	892.633
3	3	64.7	7	1272	1034	574.866
4	1	98.4	7			489.949
5	3	93.5	7	1517	1557	614.872
6	2	80.4	7	1021		13.005
7	2	88.9	7	1734		773.768
8	1	89.7	7			21.912
9	2	50.6	7	1963		562.035
10	2	91.7	7	1882		916.928
11	2	55.8	7	1869		703.911
12	2	51.8	7	1008		832.754
13	3	60.7	7	1857	1850	194.577

TYPE 5 PARAMETER SHEET

Rohde & Schwarz
Pulse Sequencer

Trial Number : 16

Bursts in Trial: 9

Burst	Number of Pulses	Pulse Width (µsec)	Chirp Width (MHz)	Pulse 1-to-2 PRI (µsec)	Pulse 2-to-3 PRI (µsec)	Start Location Within Interval (msec)
1	3	84	5	1029	1423	760.967
2	1	86	5			1238.607
3	2	56.2	5	1240		1186.703
4	3	62.1	5	1522	1052	767.71
5	1	97.2	5			73.007
6	2	64.8	5	1351		686.143
7	2	90.7	5	1544		560.27
8	2	66.7	5	1547		771.267
9	1	99.6	5			251.333

TYPE 5 PARAMETER SHEET

Rohde & Schwarz
Pulse Sequencer

Trial Number : 17

Bursts in Trial: 8

Burst	Number of Pulses	Pulse Width (µsec)	Chirp Width (MHz)	Pulse 1-to-2 PRI (µsec)	Pulse 2-to-3 PRI (µsec)	Start Location Within Interval (msec)
1	3	61.2	7	1641	1048	867.676
2	3	56.2	7	1812	1604	310.75
3	3	51.2	7	1231	1997	1022.83
4	2	82.2	7	1424		1216.51
5	1	75.4	7			422.81
6	2	54.8	7	1516		1304.6
7	1	91	7			672.11
8	2	97.7	7	1314		1298.6

TYPE 5 PARAMETER SHEET

Rohde & Schwarz
Pulse Sequencer

Trial Number : 18

Bursts in Trial: 19

Burst	Number of Pulses	Pulse Width (µsec)	Chirp Width (MHz)	Pulse 1-to-2 PRI (µsec)	Pulse 2-to-3 PRI (µsec)	Start Location Within Interval (msec)
1	1	86.6	15			511.5
2	2	84.8	15	1961		240.374
3	1	82.5	15			182.412
4	1	88.8	15			358.283
5	2	55.9	15	1568		600.184
6	3	63.1	15	1617	1202	549.765
7	2	85.9	15	1612		133.706
8	2	69.9	15	1662		346.007
9	3	93.5	15	1807	1450	181.188
10	2	52	15	1648		294.139
11	1	99.2	15			424.301
12	2	58.8	15	1480		580.532
13	1	78.7	15			334.333
14	2	52	15	1878		275.614
15	3	95.4	15	1195	1353	137.355
16	1	82	15			241.116
17	1	94.2	15			420.937
18	3	75.7	15	1274	1031	145.058
19	2	52.3	15	1697		550.179

TYPE 5 PARAMETER SHEET

Rohde & Schwarz
Pulse Sequencer

Trial Number : 19

Bursts in Trial: 11

Burst	Number of Pulses	Pulse Width (µsec)	Chirp Width (MHz)	Pulse 1-to-2 PRI (µsec)	Pulse 2-to-3 PRI (µsec)	Start Location Within Interval (msec)
1	2	68	8	1433		252.73
2	2	57.3	8	1887		225.361
3	1	97.3	8			145.772
4	2	70.7	8	1863		36.603
5	1	58.6	8			562.804
6	2	53.6	8	1259		792.395
7	1	81.6	8			523.605
8	2	59.7	8	1573		672.756
9	2	99.6	8	1652		43.077
10	3	70.6	8	1015	1728	817.118
11	3	52.8	8	1707	1088	776.309

TYPE 5 PARAMETER SHEET

Rohde & Schwarz
Pulse Sequencer

Trial Number : 20

Bursts in Trial: 14

Burst	Number of Pulses	Pulse Width (µsec)	Chirp Width (MHz)	Pulse 1-to-2 PRI (µsec)	Pulse 2-to-3 PRI (µsec)	Start Location Within Interval (msec)
1	1	88.2	17			397.199
2	2	64.9	17	1026		20.915
3	1	53.6	17			285.834
4	3	76.5	17	1037	1268	543.511
5	2	92.3	17	1222		728.549
6	3	67.6	17	1586	1345	309.216
7	1	55.6	17			751.653
8	1	78.4	17			312.59
9	2	53	17	1966		614.787
10	3	92.5	17	1191	1074	73.084
11	3	71.9	17	1280	1588	34.661
12	2	60.5	17	1376		474.129
13	1	89.9	17			41.086
14	2	97.4	17	1610		650.343

TYPE 5 PARAMETER SHEET

Rohde & Schwarz
Pulse Sequencer

Trial Number : 21

Bursts in Trial: 19

Burst	Number of Pulses	Pulse Width (µsec)	Chirp Width (MHz)	Pulse 1-to-2 PRI (µsec)	Pulse 2-to-3 PRI (µsec)	Start Location Within Interval (msec)
1	2	75.3	15	1376		132.246
2	2	86.4	15	1019		578.531
3	2	58.9	15	1128		226.552
4	3	53.7	15	1892	1402	28.873
5	2	67.1	15	1132		401.774
6	1	67	15			206.865
7	1	84.5	15			247.486
8	1	82.9	15			524.087
9	2	95.8	15	1502		541.518
10	1	94.7	15			519.509
11	2	96.2	15	1596		604.771
12	2	96.9	15	1787		392.242
13	2	83.4	15	1645		349.763
14	2	69.6	15	1068		275.514
15	2	94.9	15	1828		550.315
16	2	95.2	15	1693		119.526
17	1	85.7	15			510.737
18	1	98.2	15			586.058
19	1	96.4	15			332.479

TYPE 5 PARAMETER SHEET

Rohde & Schwarz
Pulse Sequencer

Trial Number : 22

Bursts in Trial: 15

Burst	Number of Pulses	Pulse Width (µsec)	Chirp Width (MHz)	Pulse 1-to-2 PRI (µsec)	Pulse 2-to-3 PRI (µsec)	Start Location Within Interval (msec)
1	1	84.1	7			204.687
2	2	75.6	7	1897		503.32
3	2	62.3	7	1548		332.76
4	3	89.9	7	1193	1954	94.59
5	3	99.3	7	1079	1559	431.84
6	1	77.7	7			380.63
7	1	73.4	7			670.95
8	2	65.9	7	1586		679.39
9	2	81.6	7	1460		590.33
10	3	62.8	7	1846	1448	135.4
11	3	99.1	7	1747	1715	365.03
12	1	51.4	7			582.19
13	1	96.8	7			744.3
14	2	58.6	7	1683		758.4
15	2	50.9	7	1601		377.2

TYPE 5 PARAMETER SHEET

Rohde & Schwarz
Pulse Sequencer

Trial Number : 23

Bursts in Trial: 17

Burst	Number of Pulses	Pulse Width (µsec)	Chirp Width (MHz)	Pulse 1-to-2 PRI (µsec)	Pulse 2-to-3 PRI (µsec)	Start Location Within Interval (msec)
1	2	67.1	5	1416		108.678
2	3	71.9	5	1246	1204	311.738
3	2	74.6	5	1567		484.615
4	1	98.8	5			621.053
5	2	89.3	5	1295		86.051
6	3	86.1	5	1312	1521	443.858
7	2	99.4	5	1482		190.806
8	1	93.3	5			342.904
9	3	67.5	5	1633	1478	352.251
10	2	85.4	5	1339		214.699
11	2	92.1	5	1175		404.076
12	1	86.6	5			598.584
13	3	64.6	5	1516	1372	289.192
14	2	72.4	5	1171		651.119
15	3	61.2	5	1292	1586	676.147
16	1	76.9	5			348.665
17	3	59.7	5	1256	1786	152.682

TYPE 5 PARAMETER SHEET

Rohde & Schwarz
Pulse Sequencer

Trial Number : 24

Bursts in Trial: 11

Burst	Number of Pulses	Pulse Width (µsec)	Chirp Width (MHz)	Pulse 1-to-2 PRI (µsec)	Pulse 2-to-3 PRI (µsec)	Start Location Within Interval (msec)
1	2	70.8	19	1153		857.996
2	2	87.2	19	1724		721.861
3	1	66.6	19			284.222
4	2	56.7	19	1974		618.343
5	2	99.8	19	1337		226.444
6	3	73.6	19	1196	1275	447.685
7	3	92.1	19	1236	1434	633.085
8	2	76.6	19	1813		143.446
9	3	90.9	19	1062	1419	765.707
10	1	68.9	19			650.818
11	2	56.4	19	1258		713.309

TYPE 5 PARAMETER SHEET

Rohde & Schwarz
Pulse Sequencer

Trial Number : 25

Bursts in Trial: 17

Burst	Number of Pulses	Pulse Width (µsec)	Chirp Width (MHz)	Pulse 1-to-2 PRI (µsec)	Pulse 2-to-3 PRI (µsec)	Start Location Within Interval (msec)
1	3	98.1	11	1151	1925	219.458
2	2	74.6	11	1124		248.601
3	2	68.5	11	1670		277.475
4	2	61.6	11	1770		9.433
5	1	69.1	11			153.691
6	3	60.9	11	1791	1927	633.178
7	1	94.9	11			13.656
8	2	82.1	11	1777		223.864
9	3	80.9	11	1452	1766	160.241
10	1	68.6	11			30.399
11	2	82.2	11	1303		88.076
12	1	90.1	11			463.794
13	2	99.9	11	1576		473.702
14	3	52	11	1341	1206	26.649
15	2	62.5	11	1716		209.947
16	3	83.9	11	1469	1654	30.065
17	2	71.9	11	1636		265.082

TYPE 5 PARAMETER SHEET

Rohde & Schwarz
Pulse Sequencer

Trial Number : 26

Bursts in Trial: 9

Burst	Number of Pulses	Pulse Width (µsec)	Chirp Width (MHz)	Pulse 1-to-2 PRI (µsec)	Pulse 2-to-3 PRI (µsec)	Start Location Within Interval (msec)
1	2	55.2	5	1271		889.552
2	1	83.1	5			61.697
3	1	82.6	5			809.393
4	3	92.9	5	1932	1225	234.69
5	2	100	5	1562		1203.797
6	2	88.7	5	1744		716.583
7	1	79.2	5			175.37
8	2	100	5	1521		1191.867
9	2	73.5	5	1865		1205.933

TYPE 5 PARAMETER SHEET

Rohde & Schwarz
Pulse Sequencer

Trial Number : 27

Bursts in Trial: 12

Burst	Number of Pulses	Pulse Width (µsec)	Chirp Width (MHz)	Pulse 1-to-2 PRI (µsec)	Pulse 2-to-3 PRI (µsec)	Start Location Within Interval (msec)
1	2	87.6	20	1282		803.582
2	1	96.9	20			483.29
3	2	53.4	20	1993		687.99
4	2	76.3	20	1066		735.75
5	3	83.2	20	1010	1404	421.25
6	2	95.2	20	1292		143.74
7	3	98.2	20	1100	1385	120.9
8	3	62.3	20	1069	1987	129.04
9	3	62	20	1771	1620	910.46
10	1	64.9	20			221.52
11	2	59.3	20	1617		287.1
12	2	97.5	20	1894		974.1

TYPE 5 PARAMETER SHEET

Rohde & Schwarz
Pulse Sequencer

Trial Number : 28

Bursts in Trial: 9

Burst	Number of Pulses	Pulse Width (µsec)	Chirp Width (MHz)	Pulse 1-to-2 PRI (µsec)	Pulse 2-to-3 PRI (µsec)	Start Location Within Interval (msec)
1	2	82.4	11	1033		31.648
2	1	60	11			708.477
3	2	50.6	11	1400		405.223
4	2	84.5	11	1279		48.33
5	2	77.2	11	1142		324.407
6	2	79.5	11	1463		146.833
7	2	76.2	11	1225		8.68
8	1	58.9	11			862.467
9	3	88.2	11	1899	1963	273.433

TYPE 5 PARAMETER SHEET

Rohde & Schwarz
Pulse Sequencer

Trial Number : 29

Bursts in Trial: 13

Burst	Number of Pulses	Pulse Width (µsec)	Chirp Width (MHz)	Pulse 1-to-2 PRI (µsec)	Pulse 2-to-3 PRI (µsec)	Start Location Within Interval (msec)
1	1	90.5	7			830.584
2	3	76.1	7	1309	1232	691.663
3	2	89.6	7	1009		187.996
4	1	90.5	7			131.239
5	1	70.3	7			334.542
6	2	96.3	7	1873		483.345
7	1	87.1	7			365.728
8	2	99.7	7	1663		268.922
9	2	70.9	7	1190		335.085
10	1	85.9	7			476.468
11	2	50.2	7	1577		638.661
12	2	93.9	7	1995		417.854
13	3	62	7	1390	1164	482.777

TYPE 5 PARAMETER SHEET

Rohde & Schwarz
Pulse Sequencer

Trial Number : 30

Bursts in Trial: 18

Burst	Number of Pulses	Pulse Width (µsec)	Chirp Width (MHz)	Pulse 1-to-2 PRI (µsec)	Pulse 2-to-3 PRI (µsec)	Start Location Within Interval (msec)
1	2	69.7	9	1760		498.823
2	2	66.1	9	1372		198.004
3	1	59.7	9			452.727
4	2	62.4	9	1992		281.03
5	2	74.1	9	1000		199.863
6	3	74.6	9	1860	1448	445.597
7	2	79.2	9	1371		306.66
8	2	81.5	9	1904		334.363
9	3	52.8	9	1937	1489	506.897
10	3	54.2	9	1525	1329	625.37
11	1	78.7	9			639.253
12	1	80.6	9			577.437
13	1	58.6	9			361.4
14	2	89.3	9	1888		197.733
15	1	77.2	9			495.777
16	2	65	9	1294		183.4
17	2	78.6	9	1364		186.933
18	2	84.1	9	1508		574.667

A.3 Radar Type 5 Parameters for 80 MHz Bandwidth

TYPE 5 PARAMETER SHEET						Rohde & Schwarz Pulse Sequencer
Trial Number : 1						
Bursts in Trial: 16						
Burst	**Number of Pulses**	**Pulse Width (µsec)**	**Chirp Width (MHz)**	**Pulse 1-to-2 PRI (µsec)**	**Pulse 2-to-3 PRI (µsec)**	**Start Location Within Interval (msec)**
1	2	94.8	20	1583		533.971
2	2	85	20	1015		631.45
3	3	54.6	20	1655	1478	648.87
4	2	99.8	20	1928		466.08
5	3	80.3	20	1995	1865	679.62
6	3	67.9	20	1913	2000	405.59
7	3	61.2	20	1978	1782	184.24
8	1	54.5	20			539.04
9	1	60.7	20			499.61
10	1	81.6	20			718.01
11	2	65.2	20	1913		589.34
12	2	79.7	20	1224		156.88
13	3	97.9	20	1486	1244	5.12
14	2	93.1	20	1531		187.73
15	3	67.8	20	1383	1651	573.7
16	3	64.1	20	1919	1547	741

TYPE 5 PARAMETER SHEET

Rohde & Schwarz
Pulse Sequencer

Trial Number : 2

Bursts in Trial: 13

Burst	Number of Pulses	Pulse Width (µsec)	Chirp Width (MHz)	Pulse 1-to-2 PRI (µsec)	Pulse 2-to-3 PRI (µsec)	Start Location Within Interval (msec)
1	1	96.5	8			357.807
2	3	68.3	8	1363	1645	421.413
3	2	74.7	8	1993		116.506
4	2	78.9	8	1451		485.379
5	2	73.5	8	1952		411.502
6	2	86.8	8	1607		422.985
7	2	69.2	8	1146		338.408
8	3	87.7	8	1793	1039	644.792
9	3	66.8	8	1363	1332	17.565
10	2	75.4	8	1926		430.168
11	3	61.6	8	1240	1261	636.351
12	2	55.8	8	1553		623.454
13	2	55.5	8	1722		340.677

TYPE 5 PARAMETER SHEET

Rohde & Schwarz
Pulse Sequencer

Trial Number : 3

Bursts in Trial: 13

Burst	Number of Pulses	Pulse Width (µsec)	Chirp Width (MHz)	Pulse 1-to-2 PRI (µsec)	Pulse 2-to-3 PRI (µsec)	Start Location Within Interval (msec)
1	1	86.2	6			389.351
2	3	58	6	1505	1868	543.323
3	2	60.2	6	1237		330.696
4	1	62.3	6			288.479
5	1	83.7	6			606.162
6	2	84	6	1444		218.085
7	3	56.5	6	1759	1792	713.528
8	1	81.9	6			163.572
9	3	78.7	6	1064	1418	79.755
10	2	58.7	6	1700		643.218
11	2	58.3	6	1179		559.781
12	2	73.3	6	1852		637.954
13	3	95	6	1709	1583	747.377

TYPE 5 PARAMETER SHEET

Rohde & Schwarz
Pulse Sequencer

Trial Number : 4

Bursts in Trial: 19

Burst	Number of Pulses	Pulse Width (µsec)	Chirp Width (MHz)	Pulse 1-to-2 PRI (µsec)	Pulse 2-to-3 PRI (µsec)	Start Location Within Interval (msec)
1	2	69.5	10	1217		509.972
2	2	71	10	1485		30.669
3	3	98	10	1147	1785	258.752
4	2	71.8	10	1262		417.483
5	2	92.1	10	1052		197.744
6	1	91.8	10			590.445
7	3	85.6	10	1591	1481	194.676
8	1	77.5	10			545.207
9	1	88	10			190.368
10	1	89	10			82.069
11	3	86.7	10	1230	1564	466.231
12	2	61.5	10	1659		434.032
13	1	63.2	10			42.543
14	3	85.1	10	1122	1221	573.334
15	2	64.4	10	1460		235.025
16	3	70.3	10	1807	1806	606.616
17	3	69.5	10	1526	1298	484.437
18	2	66	10	1483		491.558
19	1	84.7	10			85.879

TYPE 5 PARAMETER SHEET

Rohde & Schwarz
Pulse Sequencer

Trial Number : 5

Bursts in Trial: 19

Burst	Number of Pulses	Pulse Width (µsec)	Chirp Width (MHz)	Pulse 1-to-2 PRI (µsec)	Pulse 2-to-3 PRI (µsec)	Start Location Within Interval (msec)
1	2	69.8	20	1378		81.673
2	2	58.6	20	1061		238.206
3	2	99.8	20	1305		333.682
4	2	63.5	20	1459		521.983
5	3	84.6	20	1231	1206	307.984
6	1	54.1	20			497.345
7	2	58.7	20	1198		446.156
8	1	91	20			348.357
9	3	89.1	20	1873	1934	526.218
10	3	87.1	20	1484	1489	133.479
11	2	91.2	20	1858		257.641
12	2	61.2	20	1123		489.002
13	1	87.5	20			573.703
14	2	97	20	1962		317.874
15	2	61.8	20	1690		398.065
16	2	96.9	20	1718		169.186
17	2	59.7	20	1501		536.437
18	2	81.6	20	1204		139.658
19	2	87.4	20	1505		74.879

TYPE 5 PARAMETER SHEET

Rohde & Schwarz
Pulse Sequencer

Trial Number : 6

Bursts in Trial: 11

Burst	Number of Pulses	Pulse Width (µsec)	Chirp Width (MHz)	Pulse 1-to-2 PRI (µsec)	Pulse 2-to-3 PRI (µsec)	Start Location Within Interval (msec)
1	1	65.9	18			531.618
2	3	87	18	1017	1851	610.061
3	2	79.5	18	1883		748.002
4	3	94.5	18	1714	1547	127.383
5	2	97.8	18	1096		6.844
6	2	65.3	18	1455		427.205
7	2	76.3	18	1209		569.565
8	3	51.6	18	1725	1136	382.876
9	1	95.8	18			1054.287
10	3	97.3	18	1530	1077	1015.318
11	3	92.4	18	1691	1362	373.609

TYPE 5 PARAMETER SHEET

Rohde & Schwarz
Pulse Sequencer

Trial Number : 7

Bursts in Trial: 10

Burst	Number of Pulses	Pulse Width (µsec)	Chirp Width (MHz)	Pulse 1-to-2 PRI (µsec)	Pulse 2-to-3 PRI (µsec)	Start Location Within Interval (msec)
1	2	55.8	11	1295		533.599
2	2	72	11	1690		772.46
3	2	73.8	11	1489		130.05
4	1	58.8	11			521.73
5	1	79.2	11			321.42
6	1	72.2	11			926.5
7	2	58.8	11	1834		830.15
8	2	61.7	11	1755		358.21
9	1	60.4	11			181.38
10	2	91.8	11	1483		845.5

TYPE 5 PARAMETER SHEET

Rohde & Schwarz
Pulse Sequencer

Trial Number : 8

Bursts in Trial: 14

Burst	Number of Pulses	Pulse Width (µsec)	Chirp Width (MHz)	Pulse 1-to-2 Spacing (µsec)	Pulse 2-to-3 PRI (µsec)	Start Location Within Interval (msec)
1	3	76.1	5	1249	1467	38.669
2	1	91.1	5			846.227
3	2	83	5	1441		160.614
4	2	82	5	1909		608.501
5	3	94.8	5	1943	1863	516.239
6	3	51.4	5	1932	1611	199.166
7	2	73.4	5	1757		244.063
8	3	86.4	5	1413	1634	57.13
9	2	75.9	5	1173		335.437
10	3	86.8	5	1102	1363	491.444
11	1	57.3	5			182.851
12	3	75.7	5	1866	1982	538.419
13	1	70.3	5			336.386
14	2	88.8	5	1994		837.343

TYPE 5 PARAMETER SHEET

Rohde & Schwarz
Pulse Sequencer

Trial Number : 9

Bursts in Trial: 10

Burst	Number of Pulses	Pulse Width (µsec)	Chirp Width (MHz)	Pulse 1-to-2 PRI (µsec)	Pulse 2-to-3 PRI (µsec)	Start Location Within Interval (msec)
1	1	75.4	13			453.25
2	2	55.9	13	1859		1027.95
3	2	62.6	13	1711		1028.91
4	2	92.7	13	1086		735.04
5	2	88.2	13	1530		1164.99
6	2	85.4	13	1443		489.8
7	1	80.2	13			631.62
8	2	61.8	13	1927		128.8
9	1	64.1	13			125.15
10	2	55.5	13	1041		296.8

TYPE 5 PARAMETER SHEET

Rohde & Schwarz
Pulse Sequencer

Trial Number : 10

Bursts in Trial: 8

Burst	Number of Pulses	Pulse Width (µsec)	Chirp Width (MHz)	Pulse 1-to-2 PRI (µsec)	Pulse 2-to-3 PRI (µsec)	Start Location Within Interval (msec)
1	2	76.9	15	1363		1479.04
2	1	73.8	15			791.14
3	3	62.6	15	1384	1707	1248.63
4	2	76.5	15	1143		886.04
5	3	77.8	15	1842	1283	1092.66
6	2	95.6	15	1897		486.07
7	3	86.7	15	1910	1504	703.27
8	1	81.8	15			551.1

TYPE 5 PARAMETER SHEET

Rohde & Schwarz
Pulse Sequencer

Trial Number : 11

Bursts in Trial: 9

Burst	Number of Pulses	Pulse Width (µsec)	Chirp Width (MHz)	Pulse 1-to-2 PRI (µsec)	Pulse 2-to-3 PRI (µsec)	Start Location Within Interval (msec)
1	2	69.9	13	1239		276.701
2	3	77	13	1580	1006	1128.127
3	2	57.3	13	1221		1006.143
4	2	83.9	13	1483		115.74
5	3	74.2	13	1124	1542	268.167
6	3	77.1	13	1986	1939	459.643
7	1	64.3	13			739.21
8	1	52.6	13			159.617
9	2	65.2	13	1118		1143.133

TYPE 5 PARAMETER SHEET

Rohde & Schwarz
Pulse Sequencer

Trial Number : 12

Bursts in Trial: 19

Burst	Number of Pulses	Pulse Width (µsec)	Chirp Width (MHz)	Pulse 1-to-2 PRI (µsec)	Pulse 2-to-3 PRI (µsec)	Start Location Within Interval (msec)
1	2	86.8	8	1238		40.788
2	1	99.8	8			525.661
3	1	55.4	8			584.362
4	2	84.8	8	1945		353.193
5	1	84.1	8			162.384
6	1	59.6	8			347.945
7	2	59.6	8	1801		223.896
8	3	52.3	8	1751	1997	282.827
9	1	69.3	8			509.138
10	2	80.6	8	1528		581.819
11	2	82.1	8	1739		614.421
12	2	76.1	8	1353		562.902
13	1	74.3	8			579.443
14	2	88.6	8	1553		408.754
15	3	69.7	8	1659	1795	443.415
16	1	56.2	8			309.826
17	3	60.7	8	1323	1273	496.337
18	2	71.4	8	1313		362.658
19	1	90.7	8			14.879

TYPE 5 PARAMETER SHEET

Rohde & Schwarz
Pulse Sequencer

Trial Number : 13

Bursts in Trial: 10

Burst	Number of Pulses	Pulse Width (µsec)	Chirp Width (MHz)	Pulse 1-to-2 PRI (µsec)	Pulse 2-to-3 PRI (µsec)	Start Location Within Interval (msec)
1	2	70	11	1689		477.57
2	2	57.5	11	1047		687.27
3	3	100	11	1776	1144	1114.54
4	1	62.8	11			324.57
5	2	61.1	11	1786		509.86
6	3	73.3	11	1670	1894	1054.78
7	2	80.9	11	1687		216.34
8	2	54.2	11	1784		1103.33
9	1	98.7	11			831.7
10	2	72.2	11	1077		1109.7

TYPE 5 PARAMETER SHEET

Rohde & Schwarz
Pulse Sequencer

Trial Number : 14

Bursts in Trial: 13

Burst	Number of Pulses	Pulse Width (µsec)	Chirp Width (MHz)	Pulse 1-to-2 PRI (µsec)	Pulse 2-to-3 PRI (µsec)	Start Location Within Interval (msec)
1	1	89.2	15			615.986
2	2	70.2	15	1619		92.133
3	3	75.8	15	1008	1056	380.516
4	2	63.5	15	1747		788.829
5	2	67.6	15	1500		790.852
6	3	69.1	15	1644	1639	810.265
7	2	65.9	15	1946		819.338
8	1	95.6	15			462.882
9	3	76.5	15	1004	1946	89.315
10	2	53.1	15	1065		802.408
11	1	84.1	15			445.821
12	1	57.9	15			66.554
13	2	89	15	1785		819.577

TYPE 5 PARAMETER SHEET

Rohde & Schwarz
Pulse Sequencer

Trial Number : 15

Bursts in Trial: 12

Burst	Number of Pulses	Pulse Width (µsec)	Chirp Width (MHz)	Pulse 1-to-2 PRI (µsec)	Pulse 2-to-3 PRI (µsec)	Start Location Within Interval (msec)
1	1	96.7	11			469.333
2	2	82.3	11	1926		300.87
3	2	91.3	11	1784		270.18
4	3	50.8	11	1577	1828	846.79
5	2	67.5	11	1978		58.14
6	1	80	11			267.57
7	3	61.9	11	1568	1217	576.91
8	2	67.3	11	1791		375.21
9	2	81.8	11	1155		872.72
10	1	61.6	11			821.96
11	3	80.4	11	1074	1044	562.4
12	3	82.5	11	1095	1079	177.9

TYPE 5 PARAMETER SHEET

Rohde & Schwarz
Pulse Sequencer

Trial Number : 16

Bursts in Trial: 10

Burst	Number of Pulses	Pulse Width (µsec)	Chirp Width (MHz)	Pulse 1-to-2 PRI (µsec)	Pulse 2-to-3 PRI (µsec)	Start Location Within Interval (msec)
1	1	79.7	8			196.59
2	3	97.7	8	1908	1207	299.7
3	2	78.1	8	1706		716.65
4	3	79.5	8	1087	1240	625.76
5	1	77.9	8			434.2
6	2	72.4	8	1682		515.88
7	1	56.4	8			848.48
8	1	51.2	8			1188.46
9	1	59.3	8			778.3
10	3	80.8	8	1003	1858	462.1

TYPE 5 PARAMETER SHEET

Rohde & Schwarz
Pulse Sequencer

Trial Number : 17

Bursts in Trial: 17

Burst	Number of Pulses	Pulse Width (µsec)	Chirp Width (MHz)	Pulse 1-to-2 PRI (µsec)	Pulse 2-to-3 PRI (µsec)	Start Location Within Interval (msec)
1	2	95.2	9	1724		551.577
2	3	78	9	1500	1709	375.768
3	2	60.4	9	1318		295.585
4	3	96.6	9	1932	1497	341.923
5	1	96.4	9			290.031
6	2	93.3	9	1018		42.958
7	2	62.8	9	1143		615.586
8	2	69.6	9	1714		678.984
9	3	54.8	9	1621	1709	422.561
10	2	83.9	9	1012		465.059
11	1	56.7	9			290.056
12	2	61.9	9	1346		201.024
13	2	80.2	9	1366		558.852
14	1	55.5	9			514.209
15	2	84.2	9	1395		504.947
16	3	63.8	9	1330	1020	264.165
17	2	84.1	9	1025		399.182

TYPE 5 PARAMETER SHEET

Rohde & Schwarz
Pulse Sequencer

Trial Number : 18

Bursts in Trial: 9

Burst	Number of Pulses	Pulse Width (µsec)	Chirp Width (MHz)	Pulse 1-to-2 PRI (µsec)	Pulse 2-to-3 PRI (µsec)	Start Location Within Interval (msec)
1	3	73.8	20	1247	1295	972.924
2	1	70.8	20			688.947
3	3	96.6	20	1283	1479	633.783
4	1	71.4	20			216.61
5	2	90	20	1964		444.597
6	1	94.3	20			1154.673
7	1	68.4	20			183.35
8	3	51.5	20	1004	1629	709.767
9	3	92.2	20	1588	1003	1002.033

TYPE 5 PARAMETER SHEET

Rohde & Schwarz
Pulse Sequencer

Trial Number : 19

Bursts in Trial: 8

Burst	Number of Pulses	Pulse Width (µsec)	Chirp Width (MHz)	Pulse 1-to-2 PRI (µsec)	Pulse 2-to-3 PRI (µsec)	Start Location Within Interval (msec)
1	1	95.8	11			1032.09
2	2	70	11	1064		1217.1
3	2	70.9	11	1936		1274.75
4	2	56.1	11	1344		850.14
5	2	58.7	11	1102		1216.84
6	3	74.9	11	1386	1108	736.48
7	1	73.6	11			283.18
8	3	98.9	11	1603	1774	1272.2

TYPE 5 PARAMETER SHEET

Rohde & Schwarz
Pulse Sequencer

Trial Number : 20

Bursts in Trial: 16

Burst	Number of Pulses	Pulse Width (µsec)	Chirp Width (MHz)	Pulse 1-to-2 PRI (µsec)	Pulse 2-to-3 PRI (µsec)	Start Location Within Interval (msec)
1	2	57.3	10	1955		360.669
2	1	68.9	10			187.271
3	1	89.6	10			685.61
4	3	79	10	1317	1990	675.71
5	2	96.6	10	1642		617.42
6	2	96.9	10	1268		715.63
7	2	62.8	10	1966		142.61
8	2	80.3	10	1749		470.73
9	2	85.9	10	1676		323.01
10	2	58.6	10	1461		482.18
11	3	89.5	10	1393	1431	376.09
12	2	65.6	10	1221		454.83
13	1	75.2	10			140.37
14	2	55.9	10	1631		477.7
15	2	83.3	10	1981		411.2
16	1	60.2	10			684.8

TYPE 5 PARAMETER SHEET

Rohde & Schwarz
Pulse Sequencer

Trial Number : 21

Bursts in Trial: 15

Burst	Number of Pulses	Pulse Width (µsec)	Chirp Width (MHz)	Pulse 1-to-2 PRI (µsec)	Pulse 2-to-3 PRI (µsec)	Start Location Within Interval (msec)
1	1	69.6	19			598.021
2	1	60.2	19			219.46
3	2	71.5	19	1563		649.79
4	2	88.9	19	1288		332.54
5	3	73.7	19	1880	1243	342.52
6	1	86.1	19			203.56
7	2	75.3	19	1923		228.69
8	1	50.4	19			228.12
9	1	62	19			76.1
10	1	63	19			155.15
11	2	63.7	19	1029		513.51
12	1	58.1	19			360.47
13	2	60.8	19	1565		638.2
14	3	53.4	19	1480	1587	721.4
15	2	99.9	19	1853		223

TYPE 5 PARAMETER SHEET

Rohde & Schwarz
Pulse Sequencer

Trial Number : 22

Bursts in Trial: 13

Burst	Number of Pulses	Pulse Width (µsec)	Chirp Width (MHz)	Pulse 1-to-2 PRI (µsec)	Pulse 2-to-3 PRI (µsec)	Start Location Within Interval (msec)
1	2	60.3	13	1447		539.115
2	1	80.3	13			677.883
3	1	63.1	13			882.246
4	1	91.7	13			19.759
5	3	87.2	13	1128	1968	271.732
6	2	97.1	13	2000		149.735
7	1	84.6	13			239.388
8	2	69.3	13	1683		717.572
9	3	90.8	13	1307	1495	749.975
10	2	78.1	13	1606		128.098
11	2	76	13	2000		684.041
12	1	72.5	13			156.554
13	2	77.2	13	1018		710.677

TYPE 5 PARAMETER SHEET

Rohde & Schwarz
Pulse Sequencer

Trial Number : 23

Bursts in Trial: 17

Burst	Number of Pulses	Pulse Width (µsec)	Chirp Width (MHz)	Pulse 1-to-2 PRI (µsec)	Pulse 2-to-3 PRI (µsec)	Start Location Within Interval (msec)
1	2	52.9	20	1773		662.85
2	3	67.3	20	1714	1792	232.907
3	2	80.9	20	1131		179.665
4	3	57.5	20	1156	1490	173.063
5	2	76.7	20	1921		694.191
6	3	99.6	20	1655	1696	274.048
7	2	85.4	20	1257		343.376
8	2	72.6	20	1204		173.974
9	2	99.7	20	1976		440.421
10	2	89.7	20	1432		696.579
11	3	78.3	20	1441	1830	75.326
12	2	86.3	20	1436		105.104
13	3	71	20	1580	1627	353.872
14	2	76	20	1110		598.959
15	2	62.8	20	1379		548.047
16	2	66.5	20	1930		408.465
17	3	83.4	20	1280	1935	562.882

TYPE 5 PARAMETER SHEET

Rohde & Schwarz
Pulse Sequencer

Trial Number : 24

Bursts in Trial: 9

Burst	Number of Pulses	Pulse Width (µsec)	Chirp Width (MHz)	Pulse 1-to-2 PRI (µsec)	Pulse 2-to-3 PRI (µsec)	Start Location Within Interval (msec)
1	1	52.1	7			1293.05
2	2	96.4	7	1335		1222.067
3	3	69.8	7	1593	1404	974.853
4	2	79.2	7	1922		1148.67
5	2	89.4	7	1572		1247.127
6	1	95.1	7			969.633
7	3	65.4	7	1807	1499	775.46
8	2	57.8	7	1396		906.567
9	2	70.9	7	1747		59.833

TYPE 5 PARAMETER SHEET

Rohde & Schwarz
Pulse Sequencer

Trial Number : 25

Bursts in Trial: 16

Burst	Number of Pulses	Pulse Width (µsec)	Chirp Width (MHz)	Pulse 1-to-2 PRI (µsec)	Pulse 2-to-3 PRI (µsec)	Start Location Within Interval (msec)
1	1	88.3	12			574.458
2	2	73.3	12	1153		734.43
3	2	67.3	12	1288		73.2
4	2	91.1	12	1903		433.76
5	1	94.5	12			552.12
6	1	89.2	12			665.15
7	2	70.9	12	1508		478.25
8	1	67.4	12			603.28
9	1	79.2	12			567.67
10	2	91.8	12	1327		406.47
11	3	64	12	1577	1584	501.63
12	1	87.8	12			100.56
13	2	72.7	12	1617		624.3
14	2	74	12	1003		355.7
15	2	54.5	12	1524		431.6
16	2	89.9	12	1412		287.3

TYPE 5 PARAMETER SHEET

Rohde & Schwarz
Pulse Sequencer

Trial Number : 26

Bursts in Trial: 11

Burst	Number of Pulses	Pulse Width (µsec)	Chirp Width (MHz)	Pulse 1-to-2 PRI (µsec)	Pulse 2-to-3 PRI (µsec)	Start Location Within Interval (msec)
1	1	51.6	5			64.22
2	1	58.4	5			56.141
3	3	78.4	5	1667	1731	895.482
4	2	55.3	5	1981		459.473
5	3	94.9	5	1126	1881	855.224
6	3	95.8	5	1822	1236	853.685
7	2	75.4	5	1320		803.965
8	3	63.6	5	1345	1275	47.046
9	1	69.1	5			79.287
10	2	65.9	5	1250		711.818
11	2	83.7	5	1245		114.709

TYPE 5 PARAMETER SHEET

Rohde & Schwarz
Pulse Sequencer

Trial Number : 27

Bursts in Trial: 12

Burst	Number of Pulses	Pulse Width (µsec)	Chirp Width (MHz)	Pulse 1-to-2 PRI (µsec)	Pulse 2-to-3 PRI (µsec)	Start Location Within Interval (msec)
1	2	78.9	6	1207		986.622
2	1	54.7	6			410.68
3	1	77.6	6			895.78
4	1	64.5	6			696.05
5	2	69.3	6	1160		150.76
6	2	100	6	1789		23.66
7	3	92.5	6	1404	1506	896.14
8	3	92.1	6	1870	1249	331.79
9	3	83.4	6	1932	1798	683.31
10	3	67.5	6	1261	1979	411.86
11	2	55.1	6	1527		118.3
12	1	61.2	6			980.9

TYPE 5 PARAMETER SHEET

Rohde & Schwarz
Pulse Sequencer

Trial Number : 28

Bursts in Trial: 15

Burst	Number of Pulses	Pulse Width (µsec)	Chirp Width (MHz)	Pulse 1-to-2 PRI (µsec)	Pulse 2-to-3 PRI (µsec)	Start Location Within Interval (msec)
1	2	50.5	6	1706		22.884
2	3	87.1	6	1541	1847	634.28
3	3	50.2	6	1915	1153	720.83
4	2	99.9	6	1780		300.4
5	2	64.8	6	1401		434.75
6	3	77.2	6	1839	1061	398.25
7	1	86.8	6			698.01
8	1	81.5	6			202.36
9	3	61.2	6	1153	1372	98.46
10	1	56.5	6			614.94
11	3	66.7	6	1015	1872	205.46
12	2	86.3	6	1524		581.51
13	2	97.3	6	1570		333.49
14	1	70.3	6			481.7
15	3	84.3	6	1276	1761	262.4

TYPE 5 PARAMETER SHEET

Rohde & Schwarz
Pulse Sequencer

Trial Number : 29

Bursts in Trial: 19

Burst	Number of Pulses	Pulse Width (µsec)	Chirp Width (MHz)	Pulse 1-to-2 PRI (µsec)	Pulse 2-to-3 PRI (µsec)	Start Location Within Interval (msec)
1	2	60.4	9	1935		437.142
2	3	51.5	9	1649	1374	152.029
3	2	50.8	9	1680		526.502
4	2	82.5	9	1184		101.523
5	1	83.5	9			517.364
6	2	94	9	1830		184.215
7	2	99.6	9	1695		354.846
8	3	90.3	9	1454	1385	331.787
9	1	58.3	9			99.028
10	1	86.4	9			516.539
11	2	54.9	9	1699		471.391
12	2	98.3	9	1692		305.832
13	2	58.5	9	1472		430.463
14	2	66	9	1091		28.974
15	1	82.9	9			134.195
16	2	57.1	9	1138		368.306
17	2	56.8	9	1813		506.637
18	2	83.3	9	1952		34.058
19	2	95.6	9	1630		412.679

TYPE 5 PARAMETER SHEET

Rohde & Schwarz
Pulse Sequencer

Trial Number : 30

Bursts in Trial: 17

Burst	Number of Pulses	Pulse Width (µsec)	Chirp Width (MHz)	Pulse 1-to-2 PRI (µsec)	Pulse 2-to-3 PRI (µsec)	Start Location Within Interval (msec)
1	1	95.9	13			473.525
2	1	58.6	13			632.218
3	2	86.1	13	1513		203.365
4	2	64.6	13	1516		382.923
5	3	97.4	13	1146	1738	618.571
6	3	91.6	13	1680	1004	470.268
7	2	91.8	13	1300		503.296
8	2	57.3	13	1881		29.964
9	2	68.7	13	1381		693.331
10	1	59.4	13			259.009
11	2	58.9	13	1297		591.966
12	2	72.3	13	1758		399.234
13	2	55.3	13	1306		161.692
14	1	64.9	13			164.659
15	3	89.4	13	1861	1386	693.947
16	2	50.2	13	1618		495.465
17	3	51.8	13	1587	1105	392.882

A.4 Radar Type 6 Parameters for 20 MHz Bandwidth

5260MHZ-20MHZ BW-T6-TRIAL-1						5260MHZ-20MHZ BW-T6-TRIAL-2					
Hop #	Freq. (GHz)	Hop #	Freq. (GHz)	Hop #	Freq. (GHz)	Hop #	Freq. (GHz)	Hop #	Freq. (GHz)	Hop #	Freq. (GHz)
1	5.468	35	5.475	69	5.31	1	5.368	35	5.455	69	5.387
2	5.662	36	5.312	70	5.625	2	5.331	36	5.398	70	5.322
3	5.417	37	5.56	71	5.474	3	5.348	37	5.454	71	5.349
4	5.345	38	5.434	72	5.675	4	5.259	38	5.471	72	5.41
5	5.654	39	5.442	73	5.262	5	5.595	39	5.534	73	5.364
6	5.674	40	5.605	74	5.567	6	5.456	40	5.692	74	5.636
7	5.603	41	5.624	75	5.502	7	5.494	41	5.272	75	5.723
8	5.505	42	5.53	76	5.423	8	5.367	42	5.555	76	5.558
9	5.253	43	5.472	77	5.362	9	5.497	43	5.576	77	5.426
10	5.277	44	5.598	78	5.286	10	5.618	44	5.292	78	5.423
11	5.256	45	5.414	79	5.652	11	5.514	45	5.264	79	5.406
12	5.517	46	5.69	80	5.504	12	5.314	46	5.499	80	5.256
13	5.265	47	5.319	81	5.522	13	5.52	47	5.572	81	5.6
14	5.252	48	5.582	82	5.448	14	5.34	48	5.298	82	5.369
15	5.254	49	5.718	83	5.301	15	5.616	49	5.72	83	5.357
16	5.614	50	5.679	84	5.34	16	5.269	50	5.445	84	5.583
17	5.374	51	5.481	85	5.366	17	5.501	51	5.563	85	5.708
18	5.41	52	5.339	86	5.557	18	5.532	52	5.519	86	5.594
19	5.519	53	5.664	87	5.289	19	5.351	53	5.719	87	5.487
20	5.455	54	5.518	88	5.682	20	5.309	54	5.475	88	5.467
21	5.499	55	5.543	89	5.279	21	5.391	55	5.383	89	5.546
22	5.623	56	5.397	90	5.46	22	5.286	56	5.529	90	5.635
23	5.493	57	5.7	91	5.508	23	5.288	57	5.695	91	5.665
24	5.699	58	5.5	92	5.361	24	5.567	58	5.639	92	5.381
25	5.422	59	5.337	93	5.302	25	5.54	59	5.548	93	5.592
26	5.306	60	5.577	94	5.711	26	5.674	60	5.437	94	5.705
27	5.257	61	5.437	95	5.622	27	5.575	61	5.282	95	5.51
28	5.555	62	5.471	96	5.356	28	5.517	62	5.484	96	5.3
29	5.259	63	5.291	97	5.683	29	5.316	63	5.586	97	5.28
30	5.548	64	5.647	98	5.477	30	5.344	64	5.654	98	5.393
31	5.25	65	5.476	99	5.441	31	5.285	65	5.505	99	5.251
32	5.388	66	5.578	100	5.568	32	5.702	66	5.436	100	5.44
33	5.272	67	5.658			33	5.503	67	5.356		
34	5.352	68	5.458			34	5.553	68	5.716		

5260MHZ-20MHZ BW-T6-TRIAL-3						5260MHZ-20MHZ BW-T6-TRIAL-4					
Hop #	Freq. (GHz)	Hop #	Freq. (GHz)	Hop #	Freq. (GHz)	Hop #	Freq. (GHz)	Hop #	Freq. (GHz)	Hop #	Freq. (GHz)
1	5.271	35	5.313	69	5.565	1	5.452	35	5.565	69	5.517
2	5.589	36	5.503	70	5.597	2	5.306	36	5.501	70	5.361
3	5.384	37	5.639	71	5.347	3	5.564	37	5.714	71	5.631
4	5.363	38	5.638	72	5.396	4	5.298	38	5.449	72	5.29
5	5.603	39	5.389	73	5.705	5	5.521	39	5.536	73	5.583
6	5.63	40	5.374	74	5.3	6	5.627	40	5.269	74	5.552
7	5.55	41	5.684	75	5.379	7	5.563	41	5.358	75	5.62
8	5.654	42	5.624	76	5.627	8	5.605	42	5.427	76	5.418
9	5.467	43	5.572	77	5.571	9	5.465	43	5.72	77	5.614
10	5.656	44	5.45	78	5.376	10	5.263	44	5.574	78	5.371
11	5.548	45	5.598	79	5.678	11	5.293	45	5.712	79	5.506
12	5.365	46	5.262	80	5.423	12	5.688	46	5.529	80	5.625
13	5.586	47	5.327	81	5.688	13	5.645	47	5.487	81	5.332
14	5.417	48	5.421	82	5.258	14	5.259	48	5.437	82	5.333
15	5.604	49	5.284	83	5.325	15	5.578	49	5.46	83	5.475
16	5.406	50	5.614	84	5.378	16	5.724	50	5.26	84	5.509
17	5.4	51	5.48	85	5.387	17	5.315	51	5.352	85	5.431
18	5.575	52	5.419	86	5.622	18	5.42	52	5.296	86	5.474
19	5.324	53	5.375	87	5.708	19	5.535	53	5.258	87	5.481
20	5.477	54	5.557	88	5.516	20	5.498	54	5.266	88	5.32
21	5.476	55	5.675	89	5.71	21	5.396	55	5.378	89	5.709
22	5.619	56	5.491	90	5.66	22	5.435	56	5.559	90	5.555
23	5.504	57	5.435	91	5.26	23	5.531	57	5.512	91	5.476
24	5.724	58	5.681	92	5.713	24	5.669	58	5.593	92	5.291
25	5.32	59	5.633	93	5.385	25	5.357	59	5.61	93	5.513
26	5.37	60	5.717	94	5.607	26	5.253	60	5.667	94	5.5
27	5.671	61	5.704	95	5.537	27	5.264	61	5.702	95	5.271
28	5.524	62	5.539	96	5.523	28	5.321	62	5.639	96	5.56
29	5.276	63	5.664	97	5.433	29	5.372	63	5.695	97	5.508
30	5.721	64	5.644	98	5.42	30	5.368	64	5.701	98	5.295
31	5.691	65	5.519	99	5.677	31	5.464	65	5.405	99	5.718
32	5.436	66	5.528	100	5.373	32	5.339	66	5.336	100	5.684
33	5.635	67	5.674			33	5.557	67	5.47		
34	5.583	68	5.615			34	5.615	68	5.658		

5260MHZ-20MHZ BW-T6-TRIAL-5						5260MHZ-20MHZ BW-T6-TRIAL-6					
Hop #	Freq. (GHz)	Hop #	Freq. (GHz)	Hop #	Freq. (GHz)	Hop #	Freq. (GHz)	Hop #	Freq. (GHz)	Hop #	Freq. (GHz)
1	5.3	35	5.25	69	5.476	1	5.495	35	5.368	69	5.37
2	5.416	36	5.695	70	5.472	2	5.556	36	5.67	70	5.643
3	5.629	37	5.659	71	5.332	3	5.349	37	5.5	71	5.723
4	5.55	38	5.641	72	5.533	4	5.409	38	5.293	72	5.679
5	5.604	39	5.339	73	5.562	5	5.389	39	5.601	73	5.665
6	5.28	40	5.439	74	5.721	6	5.468	40	5.704	74	5.603
7	5.477	41	5.275	75	5.374	7	5.381	41	5.333	75	5.56
8	5.389	42	5.528	76	5.625	8	5.283	42	5.357	76	5.535
9	5.716	43	5.409	77	5.523	9	5.672	43	5.347	77	5.291
10	5.435	44	5.293	78	5.257	10	5.623	44	5.382	78	5.339
11	5.519	45	5.392	79	5.503	11	5.327	45	5.266	79	5.558
12	5.702	46	5.337	80	5.675	12	5.439	46	5.396	80	5.668
13	5.343	47	5.448	81	5.586	13	5.493	47	5.591	81	5.421
14	5.369	48	5.539	82	5.644	14	5.312	48	5.366	82	5.352
15	5.68	49	5.568	83	5.461	15	5.511	49	5.303	83	5.578
16	5.431	50	5.527	84	5.511	16	5.641	50	5.426	84	5.434
17	5.261	51	5.36	85	5.345	17	5.429	51	5.614	85	5.607
18	5.462	52	5.287	86	5.691	18	5.391	52	5.263	86	5.408
19	5.502	53	5.597	87	5.281	19	5.322	53	5.304	87	5.681
20	5.652	54	5.5	88	5.359	20	5.282	54	5.543	88	5.276
21	5.575	55	5.437	89	5.256	21	5.519	55	5.453	89	5.25
22	5.701	56	5.289	90	5.391	22	5.538	56	5.677	90	5.313
23	5.45	57	5.446	91	5.385	23	5.566	57	5.508	91	5.59
24	5.313	58	5.677	92	5.619	24	5.346	58	5.616	92	5.379
25	5.357	59	5.647	93	5.658	25	5.636	59	5.474	93	5.378
26	5.336	60	5.574	94	5.259	26	5.34	60	5.65	94	5.712
27	5.432	61	5.366	95	5.327	27	5.58	61	5.302	95	5.259
28	5.598	62	5.589	96	5.538	28	5.274	62	5.563	96	5.41
29	5.536	63	5.504	97	5.567	29	5.491	63	5.656	97	5.503
30	5.278	64	5.491	98	5.348	30	5.631	64	5.315	98	5.441
31	5.347	65	5.566	99	5.49	31	5.284	65	5.255	99	5.494
32	5.272	66	5.6	100	5.697	32	5.296	66	5.579	100	5.433
33	5.401	67	5.443			33	5.575	67	5.62		
34	5.403	68	5.488			34	5.277	68	5.505		

5260MHZ-20MHZ BW-T6-TRIAL-7						5260MHZ-20MHZ BW-T6-TRIAL-8					
Hop #	Freq. (GHz)	Hop #	Freq. (GHz)	Hop #	Freq. (GHz)	Hop #	Freq. (GHz)	Hop #	Freq. (GHz)	Hop #	Freq. (GHz)
1	5.56	35	5.392	69	5.676	1	5.304	35	5.591	69	5.332
2	5.387	36	5.491	70	5.49	2	5.696	36	5.562	70	5.545
3	5.251	37	5.334	71	5.383	3	5.538	37	5.544	71	5.287
4	5.495	38	5.396	72	5.362	4	5.683	38	5.605	72	5.5
5	5.635	39	5.643	73	5.647	5	5.441	39	5.603	73	5.396
6	5.48	40	5.574	74	5.296	6	5.682	40	5.661	74	5.423
7	5.639	41	5.364	75	5.421	7	5.334	41	5.555	75	5.518
8	5.557	42	5.319	76	5.526	8	5.575	42	5.434	76	5.54
9	5.723	43	5.538	77	5.415	9	5.582	43	5.277	77	5.629
10	5.278	44	5.366	78	5.551	10	5.499	44	5.585	78	5.333
11	5.354	45	5.521	79	5.624	11	5.541	45	5.509	79	5.717
12	5.518	46	5.408	80	5.641	12	5.531	46	5.472	80	5.572
13	5.316	47	5.457	81	5.62	13	5.395	47	5.255	81	5.366
14	5.505	48	5.27	82	5.708	14	5.597	48	5.353	82	5.405
15	5.637	49	5.467	83	5.552	15	5.71	49	5.341	83	5.446
16	5.477	50	5.361	84	5.553	16	5.43	50	5.457	84	5.311
17	5.435	51	5.516	85	5.446	17	5.631	51	5.648	85	5.49
18	5.693	52	5.271	86	5.273	18	5.635	52	5.389	86	5.691
19	5.525	53	5.517	87	5.461	19	5.514	53	5.483	87	5.557
20	5.269	54	5.602	88	5.621	20	5.501	54	5.616	88	5.695
21	5.502	55	5.311	89	5.478	21	5.673	55	5.622	89	5.612
22	5.353	56	5.451	90	5.406	22	5.697	56	5.447	90	5.561
23	5.381	57	5.259	91	5.697	23	5.653	57	5.58	91	5.708
24	5.357	58	5.277	92	5.604	24	5.283	58	5.52	92	5.713
25	5.707	59	5.476	93	5.615	25	5.711	59	5.294	93	5.636
26	5.63	60	5.373	94	5.52	26	5.3	60	5.507	94	5.448
27	5.372	61	5.583	95	5.562	27	5.658	61	5.259	95	5.701
28	5.425	62	5.616	96	5.3	28	5.512	62	5.384	96	5.656
29	5.668	63	5.411	97	5.567	29	5.61	63	5.481	97	5.275
30	5.291	64	5.325	98	5.423	30	5.68	64	5.556	98	5.662
31	5.276	65	5.655	99	5.252	31	5.415	65	5.654	99	5.705
32	5.613	66	5.431	100	5.688	32	5.378	66	5.667	100	5.477
33	5.326	67	5.268			33	5.458	67	5.615		
34	5.549	68	5.694			34	5.351	68	5.598		

5260MHZ-20MHZ BW-T6-TRIAL-9						5260MHZ-20MHZ BW-T6-TRIAL-10					
Hop #	Freq. (GHz)	Hop #	Freq. (GHz)	Hop #	Freq. (GHz)	Hop #	Freq. (GHz)	Hop #	Freq. (GHz)	Hop #	Freq. (GHz)
1	5.45	35	5.534	69	5.251	1	5.307	35	5.478	69	5.34
2	5.48	36	5.631	70	5.447	2	5.309	36	5.555	70	5.709
3	5.259	37	5.282	71	5.472	3	5.473	37	5.403	71	5.433
4	5.498	38	5.67	72	5.596	4	5.561	38	5.484	72	5.456
5	5.665	39	5.44	73	5.289	5	5.464	39	5.586	73	5.641
6	5.38	40	5.428	74	5.564	6	5.415	40	5.629	74	5.477
7	5.682	41	5.454	75	5.271	7	5.562	41	5.522	75	5.453
8	5.403	42	5.649	76	5.402	8	5.252	42	5.312	76	5.36
9	5.453	43	5.427	77	5.285	9	5.714	43	5.418	77	5.685
10	5.361	44	5.608	78	5.462	10	5.633	44	5.46	78	5.578
11	5.678	45	5.384	79	5.26	11	5.697	45	5.483	79	5.681
12	5.356	46	5.408	80	5.704	12	5.28	46	5.446	80	5.649
13	5.654	47	5.444	81	5.332	13	5.622	47	5.48	81	5.613
14	5.521	48	5.516	82	5.381	14	5.539	48	5.532	82	5.358
15	5.669	49	5.668	83	5.364	15	5.365	49	5.322	83	5.662
16	5.709	50	5.717	84	5.696	16	5.688	50	5.267	84	5.589
17	5.467	51	5.638	85	5.324	17	5.299	51	5.521	85	5.416
18	5.687	52	5.55	86	5.617	18	5.597	52	5.536	86	5.488
19	5.655	53	5.54	87	5.666	19	5.553	53	5.339	87	5.533
20	5.632	54	5.601	88	5.584	20	5.296	54	5.3	88	5.625
21	5.546	55	5.612	89	5.469	21	5.367	55	5.451	89	5.347
22	5.269	56	5.689	90	5.362	22	5.677	56	5.631	90	5.468
23	5.568	57	5.505	91	5.394	23	5.494	57	5.499	91	5.53
24	5.409	58	5.563	92	5.438	24	5.598	58	5.58	92	5.717
25	5.322	59	5.628	93	5.593	25	5.425	59	5.412	93	5.572
26	5.576	60	5.262	94	5.441	26	5.611	60	5.646	94	5.256
27	5.588	61	5.716	95	5.711	27	5.603	61	5.449	95	5.373
28	5.554	62	5.4	96	5.531	28	5.298	62	5.713	96	5.498
29	5.667	63	5.459	97	5.396	29	5.721	63	5.57	97	5.54
30	5.522	64	5.256	98	5.46	30	5.493	64	5.667	98	5.489
31	5.691	65	5.311	99	5.43	31	5.326	65	5.383	99	5.632
32	5.706	66	5.72	100	5.512	32	5.516	66	5.476	100	5.676
33	5.585	67	5.537			33	5.546	67	5.55		
34	5.536	68	5.363			34	5.694	68	5.514		

5260MHZ-20MHZ BW-T6-TRIAL-11						5260MHZ-20MHZ BW-T6-TRIAL-12					
Hop #	Freq. (GHz)	Hop #	Freq. (GHz)	Hop #	Freq. (GHz)	Hop #	Freq. (GHz)	Hop #	Freq. (GHz)	Hop #	Freq. (GHz)
1	5.463	35	5.335	69	5.364	1	5.66	35	5.493	69	5.559
2	5.681	36	5.702	70	5.257	2	5.694	36	5.597	70	5.616
3	5.403	37	5.68	71	5.478	3	5.677	37	5.367	71	5.288
4	5.251	38	5.553	72	5.258	4	5.273	38	5.479	72	5.375
5	5.568	39	5.433	73	5.409	5	5.634	39	5.349	73	5.55
6	5.631	40	5.48	74	5.607	6	5.409	40	5.312	74	5.509
7	5.656	41	5.576	75	5.537	7	5.283	41	5.372	75	5.315
8	5.714	42	5.253	76	5.588	8	5.25	42	5.651	76	5.359
9	5.363	43	5.365	77	5.695	9	5.7	43	5.276	77	5.264
10	5.389	44	5.705	78	5.694	10	5.482	44	5.477	78	5.457
11	5.285	45	5.453	79	5.586	11	5.49	45	5.399	79	5.625
12	5.697	46	5.275	80	5.256	12	5.256	46	5.525	80	5.724
13	5.514	47	5.28	81	5.424	13	5.501	47	5.38	81	5.378
14	5.575	48	5.679	82	5.33	14	5.707	48	5.609	82	5.703
15	5.655	49	5.377	83	5.397	15	5.319	49	5.383	83	5.461
16	5.469	50	5.574	84	5.523	16	5.423	50	5.334	84	5.266
17	5.273	51	5.283	85	5.485	17	5.306	51	5.4	85	5.46
18	5.345	52	5.639	86	5.281	18	5.284	52	5.268	86	5.373
19	5.558	53	5.272	87	5.293	19	5.708	53	5.385	87	5.517
20	5.612	54	5.504	88	5.564	20	5.594	54	5.705	88	5.636
21	5.477	55	5.479	89	5.609	21	5.573	55	5.323	89	5.395
22	5.274	56	5.674	90	5.462	22	5.381	56	5.443	90	5.687
23	5.259	57	5.687	91	5.255	23	5.693	57	5.701	91	5.522
24	5.488	58	5.625	92	5.585	24	5.415	58	5.698	92	5.621
25	5.685	59	5.689	93	5.349	25	5.654	59	5.282	93	5.675
26	5.515	60	5.367	94	5.378	26	5.672	60	5.671	94	5.333
27	5.468	61	5.43	95	5.382	27	5.531	61	5.301	95	5.542
28	5.664	62	5.292	96	5.512	28	5.48	62	5.294	96	5.536
29	5.337	63	5.342	97	5.619	29	5.422	63	5.644	97	5.709
30	5.407	64	5.555	98	5.601	30	5.33	64	5.61	98	5.592
31	5.567	65	5.604	99	5.323	31	5.396	65	5.388	99	5.723
32	5.347	66	5.643	100	5.314	32	5.578	66	5.512	100	5.589
33	5.659	67	5.398			33	5.5	67	5.508		
34	5.533	68	5.696			34	5.633	68	5.431		

5260MHZ-20MHZ BW-T6-TRIAL-13						5260MHZ-20MHZ BW-T6-TRIAL-14					
Hop #	Freq. (GHz)	Hop #	Freq. (GHz)	Hop #	Freq. (GHz)	Hop #	Freq. (GHz)	Hop #	Freq. (GHz)	Hop #	Freq. (GHz)
1	5.542	35	5.466	69	5.499	1	5.402	35	5.595	69	5.281
2	5.57	36	5.455	70	5.55	2	5.441	36	5.51	70	5.633
3	5.629	37	5.331	71	5.347	3	5.255	37	5.337	71	5.721
4	5.612	38	5.424	72	5.69	4	5.418	38	5.448	72	5.328
5	5.309	39	5.267	73	5.53	5	5.379	39	5.533	73	5.644
6	5.583	40	5.364	74	5.492	6	5.507	40	5.658	74	5.709
7	5.307	41	5.323	75	5.702	7	5.356	41	5.376	75	5.306
8	5.483	42	5.428	76	5.516	8	5.427	42	5.454	76	5.269
9	5.387	43	5.439	77	5.637	9	5.683	43	5.486	77	5.397
10	5.31	44	5.272	78	5.676	10	5.359	44	5.408	78	5.476
11	5.283	45	5.351	79	5.663	11	5.274	45	5.426	79	5.698
12	5.478	46	5.71	80	5.328	12	5.436	46	5.392	80	5.714
13	5.619	47	5.618	81	5.572	13	5.406	47	5.587	81	5.32
14	5.494	48	5.577	82	5.326	14	5.288	48	5.278	82	5.553
15	5.438	49	5.532	83	5.471	15	5.259	49	5.532	83	5.643
16	5.353	50	5.502	84	5.279	16	5.724	50	5.369	84	5.462
17	5.263	51	5.367	85	5.703	17	5.53	51	5.289	85	5.298
18	5.368	52	5.641	86	5.557	18	5.474	52	5.652	86	5.579
19	5.293	53	5.426	87	5.33	19	5.556	53	5.347	87	5.679
20	5.473	54	5.259	88	5.391	20	5.654	54	5.594	88	5.605
21	5.298	55	5.713	89	5.479	21	5.545	55	5.701	89	5.634
22	5.363	56	5.716	90	5.355	22	5.453	56	5.531	90	5.707
23	5.678	57	5.396	91	5.266	23	5.601	57	5.713	91	5.421
24	5.422	58	5.376	92	5.604	24	5.472	58	5.38	92	5.416
25	5.527	59	5.715	93	5.62	25	5.512	59	5.477	93	5.444
26	5.6	60	5.385	94	5.576	26	5.44	60	5.722	94	5.546
27	5.723	61	5.484	95	5.345	27	5.518	61	5.604	95	5.324
28	5.287	62	5.373	96	5.412	28	5.483	62	5.517	96	5.614
29	5.511	63	5.717	97	5.469	29	5.686	63	5.688	97	5.358
30	5.574	64	5.535	98	5.562	30	5.616	64	5.656	98	5.501
31	5.435	65	5.701	99	5.647	31	5.291	65	5.716	99	5.41
32	5.38	66	5.649	100	5.437	32	5.409	66	5.504	100	5.662
33	5.254	67	5.602			33	5.706	67	5.558		
34	5.667	68	5.509			34	5.393	68	5.338		

5260MHZ-20MHZ BW-T6-TRIAL-15						5260MHZ-20MHZ BW-T6-TRIAL-16					
Hop #	Freq. (GHz)	Hop #	Freq. (GHz)	Hop #	Freq. (GHz)	Hop #	Freq. (GHz)	Hop #	Freq. (GHz)	Hop #	Freq. (GHz)
1	5.714	35	5.691	69	5.545	1	5.67	35	5.308	69	5.387
2	5.327	36	5.269	70	5.471	2	5.284	36	5.699	70	5.501
3	5.543	37	5.493	71	5.66	3	5.35	37	5.379	71	5.31
4	5.256	38	5.306	72	5.45	4	5.665	38	5.553	72	5.28
5	5.689	39	5.616	73	5.262	5	5.562	39	5.311	73	5.688
6	5.307	40	5.705	74	5.663	6	5.658	40	5.584	74	5.561
7	5.607	41	5.642	75	5.547	7	5.371	41	5.594	75	5.372
8	5.668	42	5.713	76	5.646	8	5.278	42	5.392	76	5.717
9	5.495	43	5.479	77	5.505	9	5.551	43	5.506	77	5.29
10	5.288	44	5.408	78	5.638	10	5.275	44	5.7	78	5.66
11	5.397	45	5.654	79	5.456	11	5.393	45	5.698	79	5.526
12	5.716	46	5.597	80	5.61	12	5.512	46	5.345	80	5.309
13	5.682	47	5.444	81	5.27	13	5.515	47	5.668	81	5.494
14	5.687	48	5.604	82	5.36	14	5.321	48	5.5	82	5.672
15	5.292	49	5.328	83	5.433	15	5.622	49	5.634	83	5.593
16	5.649	50	5.381	84	5.476	16	5.59	50	5.451	84	5.618
17	5.7	51	5.724	85	5.402	17	5.356	51	5.366	85	5.429
18	5.487	52	5.326	86	5.584	18	5.286	52	5.401	86	5.44
19	5.51	53	5.255	87	5.715	19	5.648	53	5.316	87	5.547
20	5.422	54	5.722	88	5.378	20	5.614	54	5.365	88	5.476
21	5.429	55	5.555	89	5.366	21	5.682	55	5.723	89	5.596
22	5.603	56	5.461	90	5.681	22	5.408	56	5.411	90	5.537
23	5.41	57	5.502	91	5.524	23	5.292	57	5.574	91	5.608
24	5.723	58	5.672	92	5.581	24	5.533	58	5.575	92	5.274
25	5.431	59	5.656	93	5.677	25	5.722	59	5.301	93	5.385
26	5.527	60	5.267	94	5.284	26	5.441	60	5.524	94	5.529
27	5.665	61	5.712	95	5.711	27	5.503	61	5.263	95	5.282
28	5.6	62	5.297	96	5.34	28	5.69	62	5.256	96	5.458
29	5.302	63	5.667	97	5.428	29	5.625	63	5.536	97	5.463
30	5.567	64	5.692	98	5.43	30	5.709	64	5.566	98	5.302
31	5.289	65	5.503	99	5.679	31	5.338	65	5.572	99	5.444
32	5.386	66	5.395	100	5.287	32	5.307	66	5.342	100	5.36
33	5.617	67	5.389			33	5.413	67	5.437		
34	5.53	68	5.387			34	5.598	68	5.327		

5260MHZ-20MHZ BW-T6-TRIAL-17						5260MHZ-20MHZ BW-T6-TRIAL-18					
Hop #	Freq. (GHz)	Hop #	Freq. (GHz)	Hop #	Freq. (GHz)	Hop #	Freq. (GHz)	Hop #	Freq. (GHz)	Hop #	Freq. (GHz)
1	5.488	35	5.649	69	5.721	1	5.632	35	5.689	69	5.273
2	5.524	36	5.448	70	5.313	2	5.361	36	5.614	70	5.634
3	5.334	37	5.579	71	5.699	3	5.52	37	5.644	71	5.405
4	5.305	38	5.369	72	5.408	4	5.364	38	5.327	72	5.45
5	5.694	39	5.498	73	5.64	5	5.621	39	5.61	73	5.443
6	5.331	40	5.673	74	5.682	6	5.549	40	5.329	74	5.705
7	5.67	41	5.376	75	5.568	7	5.291	41	5.472	75	5.539
8	5.716	42	5.646	76	5.352	8	5.285	42	5.563	76	5.373
9	5.577	43	5.57	77	5.521	9	5.625	43	5.645	77	5.626
10	5.561	44	5.445	78	5.609	10	5.661	44	5.402	78	5.399
11	5.267	45	5.632	79	5.255	11	5.477	45	5.292	79	5.51
12	5.45	46	5.684	80	5.624	12	5.507	46	5.56	80	5.434
13	5.663	47	5.338	81	5.513	13	5.59	47	5.352	81	5.717
14	5.284	48	5.286	82	5.326	14	5.311	48	5.333	82	5.557
15	5.275	49	5.279	83	5.261	15	5.461	49	5.537	83	5.31
16	5.714	50	5.357	84	5.56	16	5.323	50	5.299	84	5.456
17	5.451	51	5.262	85	5.251	17	5.347	51	5.466	85	5.565
18	5.492	52	5.517	86	5.406	18	5.709	52	5.383	86	5.498
19	5.287	53	5.657	87	5.462	19	5.526	53	5.271	87	5.343
20	5.55	54	5.597	88	5.278	20	5.699	54	5.598	88	5.413
21	5.648	55	5.501	89	5.337	21	5.288	55	5.266	89	5.692
22	5.377	56	5.487	90	5.584	22	5.415	56	5.313	90	5.622
23	5.604	57	5.414	91	5.605	23	5.506	57	5.642	91	5.481
24	5.371	58	5.572	92	5.385	24	5.545	58	5.431	92	5.316
25	5.636	59	5.263	93	5.345	25	5.504	59	5.721	93	5.459
26	5.71	60	5.416	94	5.325	26	5.281	60	5.535	94	5.685
27	5.549	61	5.38	95	5.565	27	5.659	61	5.528	95	5.384
28	5.432	62	5.396	96	5.274	28	5.691	62	5.601	96	5.387
29	5.379	63	5.61	97	5.711	29	5.379	63	5.616	97	5.541
30	5.626	64	5.523	98	5.669	30	5.654	64	5.462	98	5.567
31	5.709	65	5.356	99	5.645	31	5.502	65	5.441	99	5.686
32	5.548	66	5.297	100	5.314	32	5.55	66	5.286	100	5.514
33	5.473	67	5.483			33	5.608	67	5.457		
34	5.319	68	5.522			34	5.397	68	5.339		

5260MHZ-20MHZ BW-T6-TRIAL-19						5260MHZ-20MHZ BW-T6-TRIAL-20					
Hop #	Freq. (GHz)	Hop #	Freq. (GHz)	Hop #	Freq. (GHz)	Hop #	Freq. (GHz)	Hop #	Freq. (GHz)	Hop #	Freq. (GHz)
1	5.525	35	5.62	69	5.724	1	5.664	35	5.636	69	5.306
2	5.536	36	5.611	70	5.723	2	5.483	36	5.349	70	5.649
3	5.32	37	5.324	71	5.706	3	5.686	37	5.545	71	5.38
4	5.539	38	5.44	72	5.353	4	5.523	38	5.578	72	5.6
5	5.567	39	5.442	73	5.494	5	5.586	39	5.3	73	5.355
6	5.523	40	5.648	74	5.363	6	5.716	40	5.437	74	5.559
7	5.709	41	5.565	75	5.428	7	5.494	41	5.549	75	5.474
8	5.545	42	5.686	76	5.297	8	5.443	42	5.679	76	5.654
9	5.595	43	5.576	77	5.52	9	5.477	43	5.275	77	5.263
10	5.437	44	5.341	78	5.34	10	5.416	44	5.425	78	5.378
11	5.535	45	5.348	79	5.633	11	5.28	45	5.376	79	5.417
12	5.355	46	5.339	80	5.607	12	5.583	46	5.688	80	5.556
13	5.575	47	5.256	81	5.71	13	5.345	47	5.723	81	5.488
14	5.38	48	5.352	82	5.548	14	5.676	48	5.68	82	5.446
15	5.717	49	5.466	83	5.713	15	5.451	49	5.696	83	5.407
16	5.622	50	5.617	84	5.602	16	5.497	50	5.653	84	5.667
17	5.644	51	5.653	85	5.303	17	5.605	51	5.406	85	5.63
18	5.591	52	5.683	86	5.289	18	5.593	52	5.61	86	5.266
19	5.41	53	5.472	87	5.327	19	5.317	53	5.4	87	5.325
20	5.479	54	5.657	88	5.273	20	5.718	54	5.54	88	5.398
21	5.315	55	5.394	89	5.398	21	5.642	55	5.515	89	5.288
22	5.645	56	5.647	90	5.36	22	5.399	56	5.67	90	5.505
23	5.6	57	5.555	91	5.39	23	5.618	57	5.507	91	5.367
24	5.517	58	5.281	92	5.695	24	5.432	58	5.66	92	5.509
25	5.666	59	5.27	93	5.287	25	5.644	59	5.372	93	5.304
26	5.689	60	5.488	94	5.445	26	5.422	60	5.401	94	5.334
27	5.578	61	5.625	95	5.422	27	5.705	61	5.352	95	5.312
28	5.573	62	5.587	96	5.317	28	5.273	62	5.468	96	5.458
29	5.425	63	5.373	97	5.596	29	5.324	63	5.511	97	5.377
30	5.305	64	5.378	98	5.55	30	5.508	64	5.655	98	5.692
31	5.486	65	5.346	99	5.478	31	5.427	65	5.25	99	5.408
32	5.685	66	5.693	100	5.59	32	5.442	66	5.528	100	5.501
33	5.552	67	5.584			33	5.336	67	5.366		
34	5.616	68	5.62			34	5.486	68	5.487		

5260MHZ-20MHZ BW-T6-TRIAL-21						5260MHZ-20MHZ BW-T6-TRIAL-22					
Hop #	Freq. (GHz)	Hop #	Freq. (GHz)	Hop #	Freq. (GHz)	Hop #	Freq. (GHz)	Hop #	Freq. (GHz)	Hop #	Freq. (GHz)
1	5.332	35	5.568	69	5.381	1	5.309	35	5.266	69	5.292
2	5.33	36	5.583	70	5.684	2	5.264	36	5.588	70	5.441
3	5.572	37	5.271	71	5.665	3	5.477	37	5.267	71	5.514
4	5.389	38	5.383	72	5.359	4	5.572	38	5.683	72	5.265
5	5.393	39	5.426	73	5.37	5	5.262	39	5.424	73	5.644
6	5.492	40	5.696	74	5.475	6	5.304	40	5.31	74	5.542
7	5.42	41	5.607	75	5.552	7	5.586	41	5.414	75	5.639
8	5.645	42	5.606	76	5.469	8	5.612	42	5.297	76	5.638
9	5.648	43	5.488	77	5.654	9	5.56	43	5.3	77	5.497
10	5.433	44	5.655	78	5.41	10	5.263	44	5.718	78	5.547
11	5.255	45	5.531	79	5.375	11	5.398	45	5.584	79	5.688
12	5.519	46	5.642	80	5.686	12	5.516	46	5.453	80	5.409
13	5.611	47	5.43	81	5.479	13	5.691	47	5.65	81	5.7
14	5.422	48	5.276	82	5.354	14	5.607	48	5.324	82	5.58
15	5.58	49	5.272	83	5.29	15	5.565	49	5.712	83	5.537
16	5.35	50	5.687	84	5.627	16	5.369	50	5.253	84	5.724
17	5.719	51	5.347	85	5.527	17	5.656	51	5.252	85	5.41
18	5.56	52	5.379	86	5.314	18	5.371	52	5.579	86	5.283
19	5.644	53	5.264	87	5.513	19	5.377	53	5.717	87	5.346
20	5.679	54	5.637	88	5.286	20	5.567	54	5.513	88	5.551
21	5.69	55	5.263	89	5.439	21	5.532	55	5.506	89	5.285
22	5.417	56	5.535	90	5.444	22	5.32	56	5.314	90	5.553
23	5.407	57	5.6	91	5.597	23	5.653	57	5.354	91	5.329
24	5.672	58	5.524	92	5.408	24	5.608	58	5.628	92	5.43
25	5.478	59	5.621	93	5.61	25	5.323	59	5.643	93	5.659
26	5.388	60	5.536	94	5.579	26	5.499	60	5.702	94	5.687
27	5.657	61	5.581	95	5.415	27	5.665	61	5.467	95	5.695
28	5.506	62	5.339	96	5.435	28	5.254	62	5.503	96	5.715
29	5.431	63	5.256	97	5.328	29	5.521	63	5.342	97	5.636
30	5.668	64	5.631	98	5.308	30	5.442	64	5.64	98	5.601
31	5.465	65	5.505	99	5.384	31	5.556	65	5.541	99	5.332
32	5.601	66	5.261	100	5.325	32	5.504	66	5.39	100	5.641
33	5.596	67	5.46			33	5.568	67	5.443		
34	5.635	68	5.291			34	5.593	68	5.675		

5260MHZ-20MHZ BW-T6-TRIAL-23						5260MHZ-20MHZ BW-T6-TRIAL-24					
Hop #	Freq. (GHz)	Hop #	Freq. (GHz)	Hop #	Freq. (GHz)	Hop #	Freq. (GHz)	Hop #	Freq. (GHz)	Hop #	Freq. (GHz)
1	5.316	35	5.619	69	5.278	1	5.38	35	5.345	69	5.724
2	5.384	36	5.395	70	5.618	2	5.457	36	5.608	70	5.492
3	5.651	37	5.631	71	5.297	3	5.701	37	5.591	71	5.402
4	5.687	38	5.566	72	5.292	4	5.316	38	5.357	72	5.368
5	5.677	39	5.648	73	5.342	5	5.634	39	5.558	73	5.683
6	5.646	40	5.562	74	5.417	6	5.587	40	5.557	74	5.533
7	5.454	41	5.552	75	5.434	7	5.28	41	5.441	75	5.321
8	5.596	42	5.599	76	5.676	8	5.63	42	5.309	76	5.59
9	5.623	43	5.612	77	5.63	9	5.719	43	5.343	77	5.706
10	5.45	44	5.397	78	5.501	10	5.329	44	5.569	78	5.44
11	5.351	45	5.413	79	5.615	11	5.362	45	5.689	79	5.351
12	5.719	46	5.258	80	5.711	12	5.262	46	5.559	80	5.606
13	5.504	47	5.553	81	5.483	13	5.475	47	5.476	81	5.674
14	5.627	48	5.394	82	5.262	14	5.648	48	5.649	82	5.34
15	5.689	49	5.658	83	5.43	15	5.54	49	5.281	83	5.616
16	5.422	50	5.296	84	5.635	16	5.528	50	5.406	84	5.644
17	5.355	51	5.438	85	5.429	17	5.315	51	5.641	85	5.66
18	5.318	52	5.574	86	5.379	18	5.324	52	5.671	86	5.521
19	5.521	53	5.681	87	5.269	19	5.686	53	5.3	87	5.456
20	5.491	54	5.257	88	5.543	20	5.257	54	5.704	88	5.428
21	5.662	55	5.367	89	5.591	21	5.554	55	5.341	89	5.622
22	5.317	56	5.486	90	5.722	22	5.352	56	5.413	90	5.449
23	5.47	57	5.7	91	5.451	23	5.638	57	5.303	91	5.465
24	5.626	58	5.712	92	5.38	24	5.31	58	5.52	92	5.632
25	5.532	59	5.64	93	5.489	25	5.609	59	5.307	93	5.453
26	5.291	60	5.5	94	5.264	26	5.369	60	5.667	94	5.491
27	5.322	61	5.372	95	5.411	27	5.252	61	5.623	95	5.333
28	5.505	62	5.54	96	5.696	28	5.4	62	5.539	96	5.531
29	5.334	63	5.617	97	5.594	29	5.496	63	5.378	97	5.304
30	5.604	64	5.276	98	5.494	30	5.409	64	5.438	98	5.452
31	5.409	65	5.534	99	5.616	31	5.552	65	5.675	99	5.661
32	5.643	66	5.691	100	5.299	32	5.342	66	5.43	100	5.645
33	5.348	67	5.72			33	5.394	67	5.624		
34	5.542	68	5.4			34	5.512	68	5.443		

5260MHZ-20MHZ BW-T6-TRIAL-25						5260MHZ-20MHZ BW-T6-TRIAL-26					
Hop #	Freq. (GHz)	Hop #	Freq. (GHz)	Hop #	Freq. (GHz)	Hop #	Freq. (GHz)	Hop #	Freq. (GHz)	Hop #	Freq. (GHz)
1	5.513	35	5.382	69	5.487	1	5.487	35	5.511	69	5.257
2	5.394	36	5.592	70	5.374	2	5.4	36	5.495	70	5.539
3	5.36	37	5.464	71	5.301	3	5.406	37	5.29	71	5.703
4	5.476	38	5.267	72	5.28	4	5.459	38	5.623	72	5.481
5	5.423	39	5.549	73	5.386	5	5.641	39	5.296	73	5.579
6	5.563	40	5.358	74	5.412	6	5.671	40	5.436	74	5.533
7	5.389	41	5.286	75	5.641	7	5.621	41	5.319	75	5.293
8	5.44	42	5.296	76	5.568	8	5.652	42	5.329	76	5.463
9	5.451	43	5.516	77	5.257	9	5.455	43	5.688	77	5.276
10	5.614	44	5.52	78	5.478	10	5.343	44	5.373	78	5.39
11	5.47	45	5.42	79	5.666	11	5.413	45	5.515	79	5.388
12	5.576	46	5.532	80	5.634	12	5.506	46	5.573	80	5.31
13	5.557	47	5.556	81	5.652	13	5.273	47	5.34	81	5.331
14	5.406	48	5.416	82	5.65	14	5.425	48	5.449	82	5.7
15	5.45	49	5.622	83	5.596	15	5.42	49	5.409	83	5.701
16	5.661	50	5.432	84	5.509	16	5.403	50	5.337	84	5.587
17	5.294	51	5.486	85	5.677	17	5.547	51	5.464	85	5.557
18	5.521	52	5.594	86	5.34	18	5.374	52	5.482	86	5.522
19	5.663	53	5.722	87	5.285	19	5.323	53	5.416	87	5.433
20	5.398	54	5.356	88	5.701	20	5.363	54	5.415	88	5.424
21	5.659	55	5.584	89	5.498	21	5.719	55	5.402	89	5.576
22	5.463	56	5.494	90	5.289	22	5.398	56	5.58	90	5.545
23	5.638	57	5.383	91	5.51	23	5.702	57	5.535	91	5.334
24	5.526	58	5.308	92	5.524	24	5.333	58	5.379	92	5.268
25	5.479	59	5.678	93	5.647	25	5.536	59	5.586	93	5.336
26	5.48	60	5.484	94	5.507	26	5.473	60	5.298	94	5.447
27	5.606	61	5.499	95	5.502	27	5.259	61	5.475	95	5.285
28	5.317	62	5.615	96	5.325	28	5.585	62	5.324	96	5.446
29	5.668	63	5.354	97	5.368	29	5.59	63	5.254	97	5.692
30	5.669	64	5.618	98	5.504	30	5.548	64	5.633	98	5.26
31	5.26	65	5.321	99	5.721	31	5.68	65	5.322	99	5.493
32	5.625	66	5.643	100	5.546	32	5.581	66	5.64	100	5.432
33	5.548	67	5.56			33	5.496	67	5.524		
34	5.555	68	5.251			34	5.283	68	5.696		

5260MHZ-20MHZ BW-T6-TRIAL-27						5260MHZ-20MHZ BW-T6-TRIAL-28					
Hop #	Freq. (GHz)	Hop #	Freq. (GHz)	Hop #	Freq. (GHz)	Hop #	Freq. (GHz)	Hop #	Freq. (GHz)	Hop #	Freq. (GHz)
1	5.612	35	5.505	69	5.687	1	5.381	35	5.399	69	5.468
2	5.688	36	5.478	70	5.403	2	5.621	36	5.3	70	5.504
3	5.351	37	5.344	71	5.299	3	5.35	37	5.315	71	5.53
4	5.585	38	5.369	72	5.434	4	5.528	38	5.426	72	5.368
5	5.502	39	5.485	73	5.482	5	5.408	39	5.434	73	5.463
6	5.63	40	5.587	74	5.574	6	5.576	40	5.304	74	5.265
7	5.38	41	5.637	75	5.362	7	5.469	41	5.633	75	5.388
8	5.71	42	5.645	76	5.361	8	5.624	42	5.706	76	5.635
9	5.715	43	5.443	77	5.442	9	5.674	43	5.375	77	5.71
10	5.425	44	5.412	78	5.567	10	5.671	44	5.698	78	5.338
11	5.555	45	5.673	79	5.614	11	5.267	45	5.288	79	5.436
12	5.368	46	5.339	80	5.356	12	5.395	46	5.305	80	5.611
13	5.366	47	5.257	81	5.435	13	5.525	47	5.407	81	5.279
14	5.641	48	5.541	82	5.402	14	5.69	48	5.331	82	5.557
15	5.409	49	5.492	83	5.544	15	5.456	49	5.691	83	5.317
16	5.702	50	5.676	84	5.293	16	5.613	50	5.724	84	5.623
17	5.278	51	5.699	85	5.274	17	5.392	51	5.263	85	5.721
18	5.499	52	5.668	86	5.623	18	5.534	52	5.567	86	5.435
19	5.678	53	5.372	87	5.432	19	5.519	53	5.346	87	5.619
20	5.452	54	5.635	88	5.319	20	5.541	54	5.663	88	5.313
21	5.346	55	5.461	89	5.65	21	5.371	55	5.501	89	5.699
22	5.532	56	5.468	90	5.602	22	5.429	56	5.312	90	5.609
23	5.603	57	5.459	91	5.659	23	5.484	57	5.523	91	5.527
24	5.703	58	5.29	92	5.542	24	5.306	58	5.383	92	5.366
25	5.301	59	5.41	93	5.631	25	5.257	59	5.425	93	5.535
26	5.317	60	5.484	94	5.397	26	5.292	60	5.354	94	5.295
27	5.321	61	5.283	95	5.576	27	5.491	61	5.536	95	5.514
28	5.341	62	5.494	96	5.689	28	5.327	62	5.509	96	5.485
29	5.309	63	5.453	97	5.294	29	5.661	63	5.673	97	5.262
30	5.261	64	5.528	98	5.308	30	5.413	64	5.579	98	5.433
31	5.501	65	5.721	99	5.545	31	5.717	65	5.559	99	5.556
32	5.456	66	5.661	100	5.646	32	5.415	66	5.258	100	5.703
33	5.302	67	5.515			33	5.502	67	5.343		
34	5.357	68	5.589			34	5.554	68	5.49		

5260MHZ-20MHZ BW-T6-TRIAL-29						5260MHZ-20MHZ BW-T6-TRIAL-30					
Hop #	Freq. (GHz)	Hop #	Freq. (GHz)	Hop #	Freq. (GHz)	Hop #	Freq. (GHz)	Hop #	Freq. (GHz)	Hop #	Freq. (GHz)
1	5.67	35	5.266	69	5.265	1	5.698	35	5.527	69	5.704
2	5.343	36	5.523	70	5.295	2	5.551	36	5.406	70	5.414
3	5.508	37	5.353	71	5.47	3	5.679	37	5.552	71	5.51
4	5.292	38	5.349	72	5.409	4	5.302	38	5.687	72	5.498
5	5.522	39	5.685	73	5.677	5	5.72	39	5.64	73	5.473
6	5.325	40	5.48	74	5.276	6	5.398	40	5.513	74	5.285
7	5.709	41	5.313	75	5.279	7	5.294	41	5.336	75	5.341
8	5.56	42	5.718	76	5.458	8	5.382	42	5.375	76	5.408
9	5.599	43	5.572	77	5.304	9	5.486	43	5.471	77	5.443
10	5.388	44	5.652	78	5.592	10	5.47	44	5.676	78	5.53
11	5.521	45	5.546	79	5.36	11	5.706	45	5.621	79	5.428
12	5.575	46	5.326	80	5.691	12	5.639	46	5.342	80	5.296
13	5.368	47	5.712	81	5.351	13	5.535	47	5.404	81	5.528
14	5.578	48	5.454	82	5.441	14	5.361	48	5.602	82	5.256
15	5.643	49	5.605	83	5.252	15	5.459	49	5.329	83	5.696
16	5.379	50	5.293	84	5.719	16	5.67	50	5.334	84	5.358
17	5.507	51	5.648	85	5.408	17	5.507	51	5.487	85	5.512
18	5.517	52	5.447	86	5.39	18	5.65	52	5.648	86	5.255
19	5.356	53	5.282	87	5.591	19	5.43	53	5.646	87	5.577
20	5.544	54	5.486	88	5.53	20	5.553	54	5.421	88	5.379
21	5.479	55	5.32	89	5.553	21	5.301	55	5.346	89	5.311
22	5.475	56	5.346	90	5.335	22	5.34	56	5.321	90	5.331
23	5.66	57	5.442	91	5.467	23	5.529	57	5.417	91	5.424
24	5.43	58	5.28	92	5.568	24	5.364	58	5.508	92	5.44
25	5.426	59	5.526	93	5.474	25	5.574	59	5.359	93	5.313
26	5.478	60	5.627	94	5.513	26	5.701	60	5.675	94	5.322
27	5.519	61	5.624	95	5.318	27	5.315	61	5.684	95	5.558
28	5.506	62	5.534	96	5.254	28	5.41	62	5.542	96	5.476
29	5.259	63	5.376	97	5.542	29	5.388	63	5.287	97	5.352
30	5.687	64	5.613	98	5.371	30	5.291	64	5.594	98	5.357
31	5.597	65	5.405	99	5.277	31	5.496	65	5.419	99	5.616
32	5.471	66	5.34	100	5.505	32	5.708	66	5.437	100	5.541
33	5.291	67	5.657			33	5.672	67	5.449		
34	5.296	68	5.696			34	5.571	68	5.28		

A.5 Radar Type 6 Parameters for 40 MHz Bandwidth

5270MHZ-40MHZ BW-T6-TRIAL-1						5270MHZ-40MHZ BW-T6-TRIAL-2					
Hop #	Freq. (GHz)	Hop #	Freq. (GHz)	Hop #	Freq. (GHz)	Hop #	Freq. (GHz)	Hop #	Freq. (GHz)	Hop #	Freq. (GHz)
1	5.709	35	5.711	69	5.374	1	5.553	35	5.453	69	5.276
2	5.669	36	5.323	70	5.555	2	5.26	36	5.49	70	5.566
3	5.414	37	5.72	71	5.316	3	5.54	37	5.646	71	5.515
4	5.57	38	5.326	72	5.657	4	5.683	38	5.592	72	5.712
5	5.393	39	5.702	73	5.263	5	5.25	39	5.678	73	5.574
6	5.283	40	5.269	74	5.337	6	5.277	40	5.501	74	5.34
7	5.48	41	5.354	75	5.551	7	5.43	41	5.645	75	5.709
8	5.308	42	5.293	76	5.371	8	5.716	42	5.422	76	5.699
9	5.585	43	5.36	77	5.605	9	5.301	43	5.705	77	5.512
10	5.626	44	5.668	78	5.672	10	5.691	44	5.448	78	5.497
11	5.469	45	5.412	79	5.28	11	5.619	45	5.452	79	5.292
12	5.676	46	5.534	80	5.573	12	5.535	46	5.274	80	5.303
13	5.273	47	5.297	81	5.391	13	5.291	47	5.457	81	5.544
14	5.332	48	5.378	82	5.274	14	5.695	48	5.337	82	5.627
15	5.342	49	5.292	83	5.353	15	5.283	49	5.591	83	5.625
16	5.366	50	5.54	84	5.322	16	5.596	50	5.429	84	5.433
17	5.45	51	5.69	85	5.389	17	5.671	51	5.523	85	5.69
18	5.384	52	5.375	86	5.321	18	5.694	52	5.299	86	5.428
19	5.687	53	5.718	87	5.355	19	5.271	53	5.392	87	5.419
20	5.328	54	5.607	88	5.455	20	5.312	54	5.309	88	5.395
21	5.517	55	5.559	89	5.556	21	5.347	55	5.518	89	5.524
22	5.403	56	5.716	90	5.507	22	5.376	56	5.32	90	5.305
23	5.447	57	5.55	91	5.376	23	5.432	57	5.478	91	5.407
24	5.571	58	5.251	92	5.486	24	5.669	58	5.65	92	5.264
25	5.439	59	5.508	93	5.472	25	5.281	59	5.593	93	5.548
26	5.56	60	5.704	94	5.515	26	5.506	60	5.35	94	5.417
27	5.289	61	5.272	95	5.361	27	5.59	61	5.48	95	5.67
28	5.535	62	5.42	96	5.256	28	5.582	62	5.384	96	5.412
29	5.282	63	5.686	97	5.407	29	5.462	63	5.434	97	5.483
30	5.3	64	5.44	98	5.682	30	5.578	64	5.713	98	5.623
31	5.521	65	5.436	99	5.71	31	5.355	65	5.314	99	5.504
32	5.32	66	5.343	100	5.432	32	5.398	66	5.711	100	5.257
33	5.31	67	5.503			33	5.604	67	5.521		
34	5.504	68	5.463			34	5.294	68	5.332		

5270MHZ-40MHZ BW-T6-TRIAL-3						5270MHZ-40MHZ BW-T6-TRIAL-4					
Hop #	Freq. (GHz)	Hop #	Freq. (GHz)	Hop #	Freq. (GHz)	Hop #	Freq. (GHz)	Hop #	Freq. (GHz)	Hop #	Freq. (GHz)
1	5.533	35	5.7	69	5.41	1	5.461	35	5.598	69	5.502
2	5.543	36	5.392	70	5.27	2	5.523	36	5.687	70	5.51
3	5.53	37	5.318	71	5.33	3	5.566	37	5.381	71	5.344
4	5.477	38	5.313	72	5.672	4	5.464	38	5.263	72	5.64
5	5.541	39	5.536	73	5.263	5	5.714	39	5.575	73	5.29
6	5.427	40	5.616	74	5.641	6	5.698	40	5.52	74	5.403
7	5.386	41	5.578	75	5.686	7	5.534	41	5.3	75	5.65
8	5.62	42	5.713	76	5.282	8	5.281	42	5.716	76	5.278
9	5.706	43	5.286	77	5.535	9	5.605	43	5.542	77	5.285
10	5.621	44	5.52	78	5.625	10	5.686	44	5.498	78	5.578
11	5.371	45	5.528	79	5.431	11	5.445	45	5.315	79	5.254
12	5.577	46	5.675	80	5.483	12	5.406	46	5.455	80	5.349
13	5.326	47	5.687	81	5.571	13	5.565	47	5.418	81	5.559
14	5.354	48	5.475	82	5.509	14	5.421	48	5.616	82	5.387
15	5.322	49	5.421	83	5.295	15	5.571	49	5.703	83	5.386
16	5.423	50	5.682	84	5.363	16	5.515	50	5.674	84	5.662
17	5.443	51	5.539	85	5.447	17	5.684	51	5.343	85	5.721
18	5.701	52	5.309	86	5.643	18	5.501	52	5.561	86	5.318
19	5.565	53	5.301	87	5.258	19	5.48	53	5.287	87	5.301
20	5.285	54	5.55	88	5.479	20	5.695	54	5.5	88	5.54
21	5.626	55	5.293	89	5.373	21	5.595	55	5.335	89	5.481
22	5.527	56	5.688	90	5.506	22	5.477	56	5.402	90	5.72
23	5.268	57	5.582	91	5.436	23	5.258	57	5.68	91	5.326
24	5.487	58	5.29	92	5.461	24	5.44	58	5.489	92	5.366
25	5.642	59	5.525	93	5.494	25	5.622	59	5.496	93	5.416
26	5.34	60	5.538	94	5.324	26	5.513	60	5.689	94	5.567
27	5.462	61	5.502	95	5.358	27	5.49	61	5.351	95	5.453
28	5.496	62	5.346	96	5.553	28	5.438	62	5.712	96	5.321
29	5.692	63	5.633	97	5.342	29	5.261	63	5.46	97	5.364
30	5.383	64	5.702	98	5.709	30	5.415	64	5.58	98	5.289
31	5.649	65	5.514	99	5.667	31	5.378	65	5.317	99	5.305
32	5.279	66	5.65	100	5.546	32	5.255	66	5.401	100	5.663
33	5.47	67	5.579			33	5.614	67	5.538		
34	5.272	68	5.529			34	5.705	68	5.593		

5270MHZ-40MHZ BW-T6-TRIAL-5						5270MHZ-40MHZ BW-T6-TRIAL-6					
Hop #	Freq. (GHz)	Hop #	Freq. (GHz)	Hop #	Freq. (GHz)	Hop #	Freq. (GHz)	Hop #	Freq. (GHz)	Hop #	Freq. (GHz)
1	5.472	35	5.374	69	5.341	1	5.544	35	5.281	69	5.705
2	5.273	36	5.641	70	5.516	2	5.527	36	5.632	70	5.558
3	5.675	37	5.321	71	5.564	3	5.464	37	5.579	71	5.25
4	5.412	38	5.259	72	5.623	4	5.666	38	5.489	72	5.652
5	5.552	39	5.723	73	5.352	5	5.503	39	5.63	73	5.257
6	5.639	40	5.384	74	5.695	6	5.689	40	5.302	74	5.589
7	5.365	41	5.481	75	5.433	7	5.584	41	5.52	75	5.557
8	5.382	42	5.447	76	5.604	8	5.466	42	5.423	76	5.31
9	5.396	43	5.492	77	5.3	9	5.447	43	5.616	77	5.397
10	5.313	44	5.315	78	5.517	10	5.448	44	5.514	78	5.488
11	5.477	45	5.31	79	5.263	11	5.56	45	5.421	79	5.267
12	5.578	46	5.463	80	5.607	12	5.269	46	5.68	80	5.715
13	5.272	47	5.292	81	5.645	13	5.504	47	5.675	81	5.375
14	5.27	48	5.461	82	5.652	14	5.265	48	5.415	82	5.407
15	5.265	49	5.533	83	5.422	15	5.528	49	5.345	83	5.482
16	5.504	50	5.515	84	5.304	16	5.399	50	5.569	84	5.478
17	5.658	51	5.699	85	5.625	17	5.449	51	5.263	85	5.644
18	5.257	52	5.443	86	5.674	18	5.441	52	5.391	86	5.519
19	5.402	53	5.326	87	5.493	19	5.323	53	5.591	87	5.606
20	5.401	54	5.271	88	5.49	20	5.39	54	5.401	88	5.433
21	5.644	55	5.498	89	5.343	21	5.691	55	5.341	89	5.298
22	5.331	56	5.419	90	5.718	22	5.624	56	5.662	90	5.376
23	5.377	57	5.285	91	5.713	23	5.511	57	5.258	91	5.622
24	5.673	58	5.618	92	5.275	24	5.517	58	5.679	92	5.656
25	5.311	59	5.414	93	5.535	25	5.638	59	5.552	93	5.588
26	5.581	60	5.655	94	5.542	26	5.559	60	5.277	94	5.704
27	5.636	61	5.423	95	5.342	27	5.307	61	5.252	95	5.339
28	5.594	62	5.64	96	5.651	28	5.53	62	5.382	96	5.57
29	5.688	63	5.714	97	5.595	29	5.405	63	5.279	97	5.386
30	5.453	64	5.584	98	5.635	30	5.536	64	5.46	98	5.469
31	5.274	65	5.368	99	5.657	31	5.346	65	5.69	99	5.667
32	5.648	66	5.32	100	5.335	32	5.522	66	5.487	100	5.619
33	5.611	67	5.334			33	5.547	67	5.318		
34	5.647	68	5.684			34	5.455	68	5.681		

5270MHZ-40MHZ BW-T6-TRIAL-7						5270MHZ-40MHZ BW-T6-TRIAL-8					
Hop #	Freq. (GHz)	Hop #	Freq. (GHz)	Hop #	Freq. (GHz)	Hop #	Freq. (GHz)	Hop #	Freq. (GHz)	Hop #	Freq. (GHz)
1	5.279	35	5.547	69	5.594	1	5.349	35	5.305	69	5.467
2	5.315	36	5.258	70	5.499	2	5.326	36	5.59	70	5.441
3	5.535	37	5.621	71	5.415	3	5.361	37	5.513	71	5.68
4	5.631	38	5.405	72	5.528	4	5.337	38	5.645	72	5.488
5	5.459	39	5.652	73	5.571	5	5.44	39	5.652	73	5.314
6	5.336	40	5.723	74	5.382	6	5.631	40	5.393	74	5.572
7	5.482	41	5.668	75	5.687	7	5.306	41	5.719	75	5.604
8	5.254	42	5.486	76	5.603	8	5.661	42	5.348	76	5.408
9	5.549	43	5.578	77	5.568	9	5.327	43	5.494	77	5.538
10	5.469	44	5.411	78	5.252	10	5.359	44	5.718	78	5.331
11	5.562	45	5.268	79	5.318	11	5.251	45	5.474	79	5.456
12	5.414	46	5.613	80	5.451	12	5.667	46	5.362	80	5.339
13	5.445	47	5.51	81	5.305	13	5.35	47	5.415	81	5.495
14	5.625	48	5.332	82	5.653	14	5.552	48	5.292	82	5.417
15	5.639	49	5.548	83	5.596	15	5.649	49	5.476	83	5.445
16	5.666	50	5.559	84	5.284	16	5.49	50	5.335	84	5.368
17	5.557	51	5.564	85	5.61	17	5.634	51	5.589	85	5.647
18	5.419	52	5.719	86	5.42	18	5.508	52	5.547	86	5.283
19	5.711	53	5.417	87	5.688	19	5.639	53	5.548	87	5.284
20	5.448	54	5.292	88	5.65	20	5.312	54	5.293	88	5.407
21	5.498	55	5.436	89	5.267	21	5.379	55	5.505	89	5.392
22	5.324	56	5.628	90	5.363	22	5.42	56	5.539	90	5.689
23	5.517	57	5.391	91	5.504	23	5.428	57	5.433	91	5.431
24	5.334	58	5.532	92	5.651	24	5.461	58	5.346	92	5.48
25	5.654	59	5.364	93	5.577	25	5.386	59	5.4	93	5.587
26	5.527	60	5.656	94	5.429	26	5.703	60	5.651	94	5.602
27	5.659	61	5.408	95	5.339	27	5.612	61	5.354	95	5.55
28	5.381	62	5.648	96	5.685	28	5.421	62	5.291	96	5.676
29	5.289	63	5.601	97	5.385	29	5.399	63	5.34	97	5.535
30	5.608	64	5.447	98	5.369	30	5.313	64	5.524	98	5.684
31	5.494	65	5.392	99	5.492	31	5.673	65	5.553	99	5.562
32	5.437	66	5.37	100	5.306	32	5.608	66	5.252	100	5.334
33	5.423	67	5.323			33	5.267	67	5.537		
34	5.63	68	5.637			34	5.455	68	5.41		

5270MHZ-40MHZ BW-T6-TRIAL-9						5270MHZ-40MHZ BW-T6-TRIAL-10					
Hop #	Freq. (GHz)	Hop #	Freq. (GHz)	Hop #	Freq. (GHz)	Hop #	Freq. (GHz)	Hop #	Freq. (GHz)	Hop #	Freq. (GHz)
1	5.695	35	5.329	69	5.424	1	5.597	35	5.271	69	5.384
2	5.411	36	5.724	70	5.453	2	5.717	36	5.322	70	5.712
3	5.601	37	5.291	71	5.359	3	5.362	37	5.516	71	5.684
4	5.304	38	5.373	72	5.479	4	5.567	38	5.344	72	5.486
5	5.392	39	5.345	73	5.579	5	5.401	39	5.555	73	5.6
6	5.702	40	5.344	74	5.422	6	5.341	40	5.463	74	5.586
7	5.284	41	5.474	75	5.661	7	5.455	41	5.259	75	5.499
8	5.433	42	5.604	76	5.621	8	5.28	42	5.257	76	5.663
9	5.418	43	5.343	77	5.696	9	5.708	43	5.65	77	5.313
10	5.361	44	5.598	78	5.549	10	5.665	44	5.542	78	5.372
11	5.722	45	5.277	79	5.557	11	5.433	45	5.305	79	5.253
12	5.266	46	5.583	80	5.478	12	5.406	46	5.709	80	5.497
13	5.463	47	5.354	81	5.629	13	5.346	47	5.36	81	5.546
14	5.52	48	5.293	82	5.69	14	5.273	48	5.413	82	5.267
15	5.539	49	5.436	83	5.584	15	5.543	49	5.575	83	5.635
16	5.617	50	5.421	84	5.568	16	5.436	50	5.622	84	5.568
17	5.276	51	5.499	85	5.302	17	5.461	51	5.321	85	5.624
18	5.406	52	5.384	86	5.303	18	5.611	52	5.599	86	5.35
19	5.495	53	5.441	87	5.71	19	5.421	53	5.309	87	5.566
20	5.563	54	5.319	88	5.603	20	5.695	54	5.574	88	5.458
21	5.397	55	5.455	89	5.287	21	5.517	55	5.388	89	5.673
22	5.315	56	5.644	90	5.565	22	5.389	56	5.416	90	5.678
23	5.335	57	5.341	91	5.346	23	5.314	57	5.52	91	5.262
24	5.615	58	5.648	92	5.536	24	5.444	58	5.716	92	5.447
25	5.261	59	5.528	93	5.326	25	5.591	59	5.255	93	5.422
26	5.625	60	5.591	94	5.299	26	5.306	60	5.477	94	5.287
27	5.72	61	5.338	95	5.258	27	5.26	61	5.428	95	5.653
28	5.57	62	5.641	96	5.382	28	5.697	62	5.311	96	5.59
29	5.339	63	5.572	97	5.634	29	5.557	63	5.596	97	5.295
30	5.309	64	5.336	98	5.675	30	5.637	64	5.408	98	5.491
31	5.659	65	5.716	99	5.713	31	5.437	65	5.66	99	5.479
32	5.471	66	5.646	100	5.657	32	5.426	66	5.485	100	5.602
33	5.628	67	5.693			33	5.315	67	5.308		
34	5.36	68	5.65			34	5.522	68	5.604		

5270MHZ-40MHZ BW-T6-TRIAL-11						5270MHZ-40MHZ BW-T6-TRIAL-12					
Hop #	Freq. (GHz)	Hop #	Freq. (GHz)	Hop #	Freq. (GHz)	Hop #	Freq. (GHz)	Hop #	Freq. (GHz)	Hop #	Freq. (GHz)
1	5.327	35	5.489	69	5.43	1	5.478	35	5.469	69	5.711
2	5.346	36	5.399	70	5.451	2	5.274	36	5.602	70	5.441
3	5.527	37	5.444	71	5.714	3	5.575	37	5.379	71	5.623
4	5.439	38	5.363	72	5.602	4	5.298	38	5.64	72	5.628
5	5.273	39	5.365	73	5.612	5	5.719	39	5.549	73	5.401
6	5.554	40	5.503	74	5.436	6	5.687	40	5.633	74	5.397
7	5.473	41	5.393	75	5.62	7	5.528	41	5.422	75	5.289
8	5.574	42	5.72	76	5.677	8	5.268	42	5.411	76	5.679
9	5.373	43	5.304	77	5.632	9	5.49	43	5.662	77	5.25
10	5.499	44	5.336	78	5.673	10	5.519	44	5.724	78	5.567
11	5.672	45	5.501	79	5.61	11	5.717	45	5.643	79	5.488
12	5.627	46	5.445	80	5.407	12	5.657	46	5.431	80	5.614
13	5.478	47	5.405	81	5.319	13	5.568	47	5.688	81	5.386
14	5.25	48	5.366	82	5.696	14	5.611	48	5.574	82	5.255
15	5.315	49	5.601	83	5.584	15	5.563	49	5.578	83	5.263
16	5.564	50	5.647	84	5.285	16	5.56	50	5.272	84	5.477
17	5.68	51	5.268	85	5.698	17	5.346	51	5.449	85	5.663
18	5.543	52	5.338	86	5.687	18	5.46	52	5.625	86	5.454
19	5.485	53	5.594	87	5.4	19	5.538	53	5.279	87	5.327
20	5.653	54	5.58	88	5.343	20	5.652	54	5.641	88	5.436
21	5.559	55	5.472	89	5.703	21	5.443	55	5.307	89	5.312
22	5.619	56	5.469	90	5.624	22	5.271	56	5.276	90	5.655
23	5.378	57	5.666	91	5.33	23	5.326	57	5.423	91	5.378
24	5.675	58	5.643	92	5.395	24	5.65	58	5.42	92	5.408
25	5.326	59	5.522	93	5.254	25	5.673	59	5.47	93	5.465
26	5.481	60	5.411	94	5.35	26	5.68	60	5.534	94	5.565
27	5.265	61	5.397	95	5.57	27	5.666	61	5.53	95	5.691
28	5.334	62	5.318	96	5.457	28	5.536	62	5.708	96	5.644
29	5.609	63	5.482	97	5.271	29	5.601	63	5.547	97	5.535
30	5.678	64	5.565	98	5.394	30	5.684	64	5.28	98	5.554
31	5.654	65	5.266	99	5.256	31	5.455	65	5.617	99	5.624
32	5.415	66	5.644	100	5.506	32	5.606	66	5.551	100	5.693
33	5.329	67	5.37			33	5.371	67	5.267		
34	5.443	68	5.376			34	5.648	68	5.722		

5270MHZ-40MHZ BW-T6-TRIAL-13						5270MHZ-40MHZ BW-T6-TRIAL-14					
Hop #	Freq. (GHz)	Hop #	Freq. (GHz)	Hop #	Freq. (GHz)	Hop #	Freq. (GHz)	Hop #	Freq. (GHz)	Hop #	Freq. (GHz)
1	5.501	35	5.671	69	5.531	1	5.428	35	5.607	69	5.572
2	5.666	36	5.354	70	5.408	2	5.386	36	5.48	70	5.545
3	5.606	37	5.47	71	5.545	3	5.573	37	5.4	71	5.541
4	5.644	38	5.479	72	5.351	4	5.598	38	5.657	72	5.679
5	5.283	39	5.645	73	5.332	5	5.53	39	5.518	73	5.387
6	5.657	40	5.304	74	5.267	6	5.708	40	5.701	74	5.623
7	5.586	41	5.26	75	5.457	7	5.414	41	5.531	75	5.267
8	5.346	42	5.331	76	5.292	8	5.533	42	5.702	76	5.523
9	5.566	43	5.594	77	5.36	9	5.646	43	5.65	77	5.302
10	5.391	44	5.543	78	5.307	10	5.711	44	5.568	78	5.72
11	5.317	45	5.722	79	5.37	11	5.422	45	5.377	79	5.683
12	5.284	46	5.404	80	5.407	12	5.611	46	5.418	80	5.599
13	5.669	47	5.276	81	5.309	13	5.446	47	5.722	81	5.308
14	5.414	48	5.472	82	5.435	14	5.312	48	5.411	82	5.612
15	5.605	49	5.439	83	5.382	15	5.501	49	5.665	83	5.511
16	5.289	50	5.668	84	5.56	16	5.381	50	5.502	84	5.263
17	5.617	51	5.691	85	5.525	17	5.28	51	5.566	85	5.719
18	5.676	52	5.646	86	5.409	18	5.319	52	5.507	86	5.279
19	5.653	53	5.477	87	5.651	19	5.594	53	5.283	87	5.693
20	5.641	54	5.665	88	5.363	20	5.277	54	5.582	88	5.468
21	5.399	55	5.513	89	5.578	21	5.394	55	5.348	89	5.331
22	5.505	56	5.616	90	5.455	22	5.63	56	5.591	90	5.254
23	5.591	57	5.583	91	5.39	23	5.534	57	5.382	91	5.444
24	5.31	58	5.568	92	5.468	24	5.253	58	5.664	92	5.368
25	5.615	59	5.339	93	5.328	25	5.443	59	5.416	93	5.6
26	5.504	60	5.488	94	5.511	26	5.379	60	5.473	94	5.364
27	5.401	61	5.522	95	5.563	27	5.459	61	5.695	95	5.724
28	5.342	62	5.374	96	5.723	28	5.275	62	5.571	96	5.717
29	5.323	63	5.465	97	5.341	29	5.666	63	5.513	97	5.419
30	5.636	64	5.576	98	5.613	30	5.383	64	5.362	98	5.715
31	5.453	65	5.544	99	5.389	31	5.405	65	5.499	99	5.514
32	5.28	66	5.63	100	5.324	32	5.486	66	5.675	100	5.299
33	5.5	67	5.637			33	5.704	67	5.698		
34	5.592	68	5.704			34	5.608	68	5.303		

5270MHZ-40MHZ BW-T6-TRIAL-15						5270MHZ-40MHZ BW-T6-TRIAL-16					
Hop #	Freq. (GHz)	Hop #	Freq. (GHz)	Hop #	Freq. (GHz)	Hop #	Freq. (GHz)	Hop #	Freq. (GHz)	Hop #	Freq. (GHz)
1	5.704	35	5.266	69	5.491	1	5.454	35	5.492	69	5.427
2	5.539	36	5.625	70	5.565	2	5.576	36	5.676	70	5.262
3	5.52	37	5.339	71	5.677	3	5.698	37	5.643	71	5.365
4	5.399	38	5.702	72	5.264	4	5.612	38	5.439	72	5.585
5	5.509	39	5.658	73	5.723	5	5.683	39	5.707	73	5.562
6	5.45	40	5.67	74	5.614	6	5.421	40	5.437	74	5.293
7	5.453	41	5.412	75	5.632	7	5.674	41	5.425	75	5.332
8	5.402	42	5.328	76	5.338	8	5.564	42	5.315	76	5.448
9	5.458	43	5.378	77	5.484	9	5.622	43	5.399	77	5.299
10	5.322	44	5.294	78	5.263	10	5.385	44	5.335	78	5.573
11	5.57	45	5.276	79	5.6	11	5.419	45	5.496	79	5.257
12	5.422	46	5.416	80	5.44	12	5.59	46	5.659	80	5.498
13	5.296	47	5.716	81	5.468	13	5.307	47	5.482	81	5.525
14	5.379	48	5.426	82	5.362	14	5.502	48	5.583	82	5.514
15	5.394	49	5.398	83	5.321	15	5.397	49	5.34	83	5.32
16	5.678	50	5.592	84	5.271	16	5.411	50	5.63	84	5.387
17	5.709	51	5.633	85	5.69	17	5.429	51	5.342	85	5.327
18	5.637	52	5.579	86	5.657	18	5.318	52	5.313	86	5.364
19	5.521	53	5.305	87	5.315	19	5.388	53	5.422	87	5.597
20	5.444	54	5.631	88	5.707	20	5.609	54	5.627	88	5.695
21	5.461	55	5.48	89	5.441	21	5.282	55	5.682	89	5.382
22	5.256	56	5.369	90	5.514	22	5.697	56	5.483	90	5.424
23	5.282	57	5.522	91	5.479	23	5.614	57	5.664	91	5.414
24	5.409	58	5.604	92	5.683	24	5.479	58	5.354	92	5.297
25	5.365	59	5.376	93	5.551	25	5.533	59	5.418	93	5.281
26	5.397	60	5.712	94	5.525	26	5.577	60	5.396	94	5.513
27	5.623	61	5.254	95	5.661	27	5.345	61	5.655	95	5.685
28	5.534	62	5.286	96	5.694	28	5.271	62	5.618	96	5.668
29	5.606	63	5.55	97	5.375	29	5.711	63	5.384	97	5.718
30	5.655	64	5.656	98	5.486	30	5.417	64	5.641	98	5.441
31	5.62	65	5.566	99	5.643	31	5.649	65	5.629	99	5.705
32	5.564	66	5.722	100	5.273	32	5.699	66	5.336	100	5.563
33	5.543	67	5.443			33	5.469	67	5.645		
34	5.473	68	5.435			34	5.343	68	5.269		

5270MHZ-40MHZ BW-T6-TRIAL-17						5270MHZ-40MHZ BW-T6-TRIAL-18					
Hop #	Freq. (GHz)	Hop #	Freq. (GHz)	Hop #	Freq. (GHz)	Hop #	Freq. (GHz)	Hop #	Freq. (GHz)	Hop #	Freq. (GHz)
1	5.317	35	5.574	69	5.386	1	5.535	35	5.634	69	5.466
2	5.7	36	5.27	70	5.67	2	5.447	36	5.592	70	5.577
3	5.282	37	5.519	71	5.43	3	5.401	37	5.561	71	5.318
4	5.59	38	5.615	72	5.444	4	5.316	38	5.567	72	5.553
5	5.707	39	5.475	73	5.274	5	5.48	39	5.264	73	5.649
6	5.283	40	5.465	74	5.551	6	5.261	40	5.395	74	5.403
7	5.723	41	5.401	75	5.455	7	5.651	41	5.573	75	5.7
8	5.344	42	5.565	76	5.717	8	5.408	42	5.647	76	5.652
9	5.58	43	5.516	77	5.47	9	5.436	43	5.287	77	5.671
10	5.275	44	5.676	78	5.581	10	5.621	44	5.354	78	5.531
11	5.653	45	5.402	79	5.357	11	5.322	45	5.593	79	5.641
12	5.389	46	5.448	80	5.433	12	5.648	46	5.494	80	5.41
13	5.638	47	5.545	81	5.568	13	5.319	47	5.565	81	5.335
14	5.438	48	5.71	82	5.601	14	5.455	48	5.422	82	5.469
15	5.571	49	5.529	83	5.629	15	5.347	49	5.568	83	5.542
16	5.252	50	5.527	84	5.392	16	5.557	50	5.633	84	5.683
17	5.329	51	5.42	85	5.354	17	5.362	51	5.714	85	5.694
18	5.376	52	5.381	86	5.408	18	5.636	52	5.527	86	5.368
19	5.33	53	5.517	87	5.428	19	5.349	53	5.596	87	5.338
20	5.562	54	5.473	88	5.462	20	5.529	54	5.372	88	5.405
21	5.576	55	5.379	89	5.543	21	5.375	55	5.53	89	5.518
22	5.471	56	5.443	90	5.352	22	5.487	56	5.369	90	5.685
23	5.414	57	5.625	91	5.384	23	5.604	57	5.394	91	5.337
24	5.61	58	5.675	92	5.559	24	5.498	58	5.506	92	5.657
25	5.388	59	5.503	93	5.724	25	5.6	59	5.684	93	5.434
26	5.29	60	5.624	94	5.351	26	5.27	60	5.675	94	5.569
27	5.5	61	5.612	95	5.482	27	5.71	61	5.69	95	5.341
28	5.406	62	5.509	96	5.508	28	5.452	62	5.3	96	5.315
29	5.603	63	5.621	97	5.643	29	5.693	63	5.615	97	5.625
30	5.617	64	5.596	98	5.303	30	5.483	64	5.257	98	5.556
31	5.363	65	5.589	99	5.285	31	5.574	65	5.457	99	5.719
32	5.712	66	5.434	100	5.4	32	5.298	66	5.655	100	5.584
33	5.38	67	5.623			33	5.551	67	5.697		
34	5.582	68	5.314			34	5.425	68	5.348		

5270MHZ-40MHZ BW-T6-TRIAL-19						5270MHZ-40MHZ BW-T6-TRIAL-20					
Hop #	Freq. (GHz)	Hop #	Freq. (GHz)	Hop #	Freq. (GHz)	Hop #	Freq. (GHz)	Hop #	Freq. (GHz)	Hop #	Freq. (GHz)
1	5.34	35	5.535	69	5.516	1	5.517	35	5.65	69	5.432
2	5.347	36	5.685	70	5.339	2	5.278	36	5.597	70	5.347
3	5.468	37	5.574	71	5.543	3	5.574	37	5.385	71	5.565
4	5.346	38	5.472	72	5.479	4	5.486	38	5.719	72	5.318
5	5.449	39	5.325	73	5.394	5	5.487	39	5.545	73	5.672
6	5.481	40	5.335	74	5.336	6	5.711	40	5.618	74	5.45
7	5.564	41	5.615	75	5.407	7	5.687	41	5.71	75	5.254
8	5.703	42	5.372	76	5.519	8	5.495	42	5.378	76	5.475
9	5.391	43	5.286	77	5.618	9	5.609	43	5.706	77	5.578
10	5.448	44	5.457	78	5.305	10	5.286	44	5.673	78	5.493
11	5.466	45	5.486	79	5.483	11	5.281	45	5.396	79	5.604
12	5.309	46	5.509	80	5.707	12	5.524	46	5.277	80	5.688
13	5.45	47	5.349	81	5.534	13	5.294	47	5.382	81	5.451
14	5.295	48	5.717	82	5.65	14	5.38	48	5.533	82	5.373
15	5.436	49	5.371	83	5.63	15	5.66	49	5.369	83	5.342
16	5.671	50	5.456	84	5.561	16	5.418	50	5.621	84	5.561
17	5.444	51	5.315	85	5.688	17	5.68	51	5.628	85	5.522
18	5.507	52	5.263	86	5.522	18	5.411	52	5.501	86	5.354
19	5.48	53	5.473	87	5.269	19	5.319	53	5.539	87	5.664
20	5.699	54	5.701	88	5.455	20	5.387	54	5.257	88	5.554
21	5.675	55	5.318	89	5.689	21	5.541	55	5.572	89	5.3
22	5.524	56	5.307	90	5.409	22	5.309	56	5.544	90	5.551
23	5.294	57	5.687	91	5.412	23	5.455	57	5.488	91	5.668
24	5.467	58	5.32	92	5.594	24	5.351	58	5.273	92	5.324
25	5.637	59	5.324	93	5.605	25	5.564	59	5.634	93	5.466
26	5.398	60	5.414	94	5.603	26	5.345	60	5.452	94	5.51
27	5.352	61	5.367	95	5.669	27	5.39	61	5.386	95	5.306
28	5.317	62	5.478	96	5.452	28	5.477	62	5.464	96	5.582
29	5.283	63	5.548	97	5.648	29	5.652	63	5.718	97	5.446
30	5.538	64	5.597	98	5.696	30	5.642	64	5.699	98	5.645
31	5.277	65	5.418	99	5.537	31	5.589	65	5.714	99	5.316
32	5.624	66	5.41	100	5.695	32	5.697	66	5.298	100	5.692
33	5.589	67	5.504			33	5.59	67	5.724		
34	5.724	68	5.27			34	5.542	68	5.28		

5270MHZ-40MHZ BW-T6-TRIAL-21						5270MHZ-40MHZ BW-T6-TRIAL-22					
Hop #	Freq. (GHz)	Hop #	Freq. (GHz)	Hop #	Freq. (GHz)	Hop #	Freq. (GHz)	Hop #	Freq. (GHz)	Hop #	Freq. (GHz)
1	5.534	35	5.582	69	5.543	1	5.626	35	5.388	69	5.641
2	5.629	36	5.399	70	5.449	2	5.606	36	5.392	70	5.357
3	5.706	37	5.517	71	5.6	3	5.523	37	5.622	71	5.617
4	5.567	38	5.31	72	5.269	4	5.616	38	5.287	72	5.449
5	5.564	39	5.495	73	5.477	5	5.699	39	5.525	73	5.469
6	5.47	40	5.389	74	5.479	6	5.577	40	5.445	74	5.354
7	5.503	41	5.348	75	5.566	7	5.554	41	5.669	75	5.532
8	5.295	42	5.617	76	5.535	8	5.601	42	5.379	76	5.444
9	5.711	43	5.675	77	5.672	9	5.598	43	5.571	77	5.667
10	5.27	44	5.561	78	5.386	10	5.642	44	5.402	78	5.45
11	5.285	45	5.694	79	5.335	11	5.54	45	5.459	79	5.499
12	5.326	46	5.388	80	5.308	12	5.362	46	5.631	80	5.581
13	5.431	47	5.697	81	5.456	13	5.625	47	5.428	81	5.476
14	5.298	48	5.487	82	5.429	14	5.432	48	5.536	82	5.435
15	5.49	49	5.552	83	5.284	15	5.682	49	5.674	83	5.301
16	5.393	50	5.695	84	5.316	16	5.441	50	5.623	84	5.545
17	5.492	51	5.523	85	5.721	17	5.359	51	5.35	85	5.692
18	5.333	52	5.581	86	5.591	18	5.429	52	5.329	86	5.393
19	5.525	53	5.451	87	5.669	19	5.381	53	5.602	87	5.294
20	5.426	54	5.375	88	5.677	20	5.481	54	5.255	88	5.366
21	5.32	55	5.516	89	5.258	21	5.352	55	5.415	89	5.619
22	5.254	56	5.532	90	5.359	22	5.289	56	5.453	90	5.39
23	5.319	57	5.276	91	5.663	23	5.371	57	5.709	91	5.496
24	5.482	58	5.445	92	5.693	24	5.256	58	5.511	92	5.34
25	5.342	59	5.656	93	5.553	25	5.599	59	5.339	93	5.586
26	5.499	60	5.261	94	5.522	26	5.542	60	5.317	94	5.614
27	5.654	61	5.512	95	5.632	27	5.375	61	5.721	95	5.461
28	5.546	62	5.636	96	5.453	28	5.279	62	5.333	96	5.689
29	5.545	63	5.336	97	5.5	29	5.582	63	5.319	97	5.61
30	5.303	64	5.358	98	5.443	30	5.594	64	5.386	98	5.596
31	5.374	65	5.698	99	5.438	31	5.373	65	5.553	99	5.407
32	5.659	66	5.37	100	5.368	32	5.383	66	5.464	100	5.272
33	5.394	67	5.385			33	5.322	67	5.389		
34	5.267	68	5.421			34	5.291	68	5.541		

5270MHZ-40MHZ BW-T6-TRIAL-23						5270MHZ-40MHZ BW-T6-TRIAL-24					
Hop #	Freq. (GHz)	Hop #	Freq. (GHz)	Hop #	Freq. (GHz)	Hop #	Freq. (GHz)	Hop #	Freq. (GHz)	Hop #	Freq. (GHz)
1	5.461	35	5.491	69	5.346	1	5.674	35	5.349	69	5.25
2	5.347	36	5.269	70	5.352	2	5.543	36	5.311	70	5.325
3	5.445	37	5.533	71	5.362	3	5.316	37	5.299	71	5.548
4	5.616	38	5.272	72	5.396	4	5.411	38	5.401	72	5.59
5	5.691	39	5.62	73	5.358	5	5.524	39	5.439	73	5.521
6	5.365	40	5.35	74	5.676	6	5.464	40	5.682	74	5.28
7	5.44	41	5.576	75	5.566	7	5.537	41	5.519	75	5.596
8	5.537	42	5.496	76	5.381	8	5.383	42	5.638	76	5.327
9	5.322	43	5.614	77	5.641	9	5.408	43	5.715	77	5.622
10	5.392	44	5.583	78	5.295	10	5.713	44	5.482	78	5.358
11	5.707	45	5.339	79	5.595	11	5.389	45	5.686	79	5.531
12	5.515	46	5.394	80	5.665	12	5.378	46	5.432	80	5.483
13	5.469	47	5.308	81	5.551	13	5.58	47	5.651	81	5.277
14	5.452	48	5.724	82	5.559	14	5.487	48	5.419	82	5.44
15	5.389	49	5.684	83	5.649	15	5.392	49	5.654	83	5.379
16	5.493	50	5.51	84	5.688	16	5.55	50	5.307	84	5.374
17	5.301	51	5.613	85	5.415	17	5.301	51	5.516	85	5.545
18	5.258	52	5.257	86	5.336	18	5.573	52	5.348	86	5.663
19	5.472	53	5.402	87	5.543	19	5.266	53	5.705	87	5.267
20	5.488	54	5.303	88	5.334	20	5.494	54	5.601	88	5.65
21	5.281	55	5.474	89	5.697	21	5.496	55	5.254	89	5.399
22	5.591	56	5.713	90	5.449	22	5.539	56	5.365	90	5.278
23	5.561	57	5.662	91	5.56	23	5.552	57	5.709	91	5.298
24	5.311	58	5.325	92	5.619	24	5.558	58	5.647	92	5.343
25	5.509	59	5.466	93	5.698	25	5.722	59	5.616	93	5.286
26	5.292	60	5.657	94	5.328	26	5.38	60	5.398	94	5.41
27	5.618	61	5.675	95	5.467	27	5.477	61	5.599	95	5.42
28	5.674	62	5.572	96	5.422	28	5.701	62	5.253	96	5.321
29	5.462	63	5.359	97	5.65	29	5.498	63	5.653	97	5.611
30	5.47	64	5.525	98	5.639	30	5.255	64	5.691	98	5.474
31	5.549	65	5.502	99	5.313	31	5.511	65	5.497	99	5.427
32	5.481	66	5.3	100	5.464	32	5.503	66	5.692	100	5.417
33	5.327	67	5.305			33	5.276	67	5.595		
34	5.718	68	5.52			34	5.461	68	5.719		

5270MHZ-40MHZ BW-T6-TRIAL-25						5270MHZ-40MHZ BW-T6-TRIAL-26					
Hop #	Freq. (GHz)	Hop #	Freq. (GHz)	Hop #	Freq. (GHz)	Hop #	Freq. (GHz)	Hop #	Freq. (GHz)	Hop #	Freq. (GHz)
1	5.447	35	5.396	69	5.459	1	5.444	35	5.514	69	5.427
2	5.546	36	5.59	70	5.62	2	5.504	36	5.261	70	5.437
3	5.601	37	5.351	71	5.435	3	5.424	37	5.377	71	5.269
4	5.479	38	5.702	72	5.549	4	5.722	38	5.539	72	5.556
5	5.638	39	5.616	73	5.393	5	5.708	39	5.38	73	5.301
6	5.485	40	5.392	74	5.672	6	5.306	40	5.457	74	5.63
7	5.415	41	5.541	75	5.632	7	5.32	41	5.719	75	5.597
8	5.28	42	5.372	76	5.322	8	5.581	42	5.465	76	5.386
9	5.695	43	5.517	77	5.364	9	5.535	43	5.366	77	5.334
10	5.516	44	5.421	78	5.525	10	5.364	44	5.59	78	5.442
11	5.411	45	5.552	79	5.531	11	5.288	45	5.638	79	5.596
12	5.355	46	5.535	80	5.357	12	5.602	46	5.331	80	5.284
13	5.577	47	5.581	81	5.348	13	5.484	47	5.387	81	5.311
14	5.498	48	5.603	82	5.261	14	5.355	48	5.567	82	5.333
15	5.532	49	5.445	83	5.35	15	5.607	49	5.601	83	5.371
16	5.551	50	5.264	84	5.391	16	5.373	50	5.631	84	5.623
17	5.284	51	5.398	85	5.547	17	5.642	51	5.7	85	5.697
18	5.608	52	5.45	86	5.51	18	5.636	52	5.692	86	5.648
19	5.456	53	5.468	87	5.43	19	5.315	53	5.471	87	5.329
20	5.323	54	5.67	88	5.576	20	5.368	54	5.33	88	5.268
21	5.266	55	5.324	89	5.452	21	5.312	55	5.56	89	5.263
22	5.36	56	5.596	90	5.685	22	5.64	56	5.587	90	5.691
23	5.316	57	5.503	91	5.42	23	5.314	57	5.376	91	5.55
24	5.55	58	5.588	92	5.504	24	5.374	58	5.695	92	5.337
25	5.643	59	5.301	93	5.499	25	5.619	59	5.566	93	5.497
26	5.557	60	5.58	94	5.61	26	5.344	60	5.37	94	5.624
27	5.529	61	5.38	95	5.594	27	5.392	61	5.278	95	5.45
28	5.464	62	5.497	96	5.273	28	5.359	62	5.501	96	5.72
29	5.263	63	5.436	97	5.431	29	5.53	63	5.42	97	5.361
30	5.365	64	5.272	98	5.675	30	5.644	64	5.536	98	5.421
31	5.488	65	5.487	99	5.578	31	5.409	65	5.663	99	5.391
32	5.708	66	5.287	100	5.471	32	5.434	66	5.279	100	5.273
33	5.258	67	5.651			33	5.297	67	5.326		
34	5.526	68	5.624			34	5.703	68	5.436		

5270MHZ-40MHZ BW-T6-TRIAL-27						5270MHZ-40MHZ BW-T6-TRIAL-28					
Hop #	Freq. (GHz)	Hop #	Freq. (GHz)	Hop #	Freq. (GHz)	Hop #	Freq. (GHz)	Hop #	Freq. (GHz)	Hop #	Freq. (GHz)
1	5.628	35	5.69	69	5.295	1	5.395	35	5.273	69	5.71
2	5.335	36	5.587	70	5.654	2	5.289	36	5.504	70	5.366
3	5.514	37	5.282	71	5.416	3	5.434	37	5.474	71	5.288
4	5.714	38	5.468	72	5.568	4	5.443	38	5.675	72	5.606
5	5.375	39	5.569	73	5.707	5	5.715	39	5.455	73	5.494
6	5.455	40	5.473	74	5.602	6	5.512	40	5.628	74	5.392
7	5.55	41	5.618	75	5.283	7	5.35	41	5.49	75	5.4
8	5.479	42	5.448	76	5.326	8	5.462	42	5.285	76	5.482
9	5.653	43	5.382	77	5.703	9	5.543	43	5.574	77	5.478
10	5.33	44	5.484	78	5.334	10	5.302	44	5.301	78	5.349
11	5.582	45	5.691	79	5.721	11	5.438	45	5.406	79	5.391
12	5.686	46	5.331	80	5.3	12	5.51	46	5.642	80	5.305
13	5.279	47	5.558	81	5.324	13	5.645	47	5.408	81	5.498
14	5.447	48	5.371	82	5.312	14	5.61	48	5.577	82	5.34
15	5.304	49	5.364	83	5.509	15	5.347	49	5.676	83	5.46
16	5.688	50	5.278	84	5.61	16	5.344	50	5.706	84	5.496
17	5.722	51	5.298	85	5.659	17	5.36	51	5.327	85	5.278
18	5.471	52	5.597	86	5.311	18	5.564	52	5.416	86	5.539
19	5.412	53	5.649	87	5.553	19	5.634	53	5.584	87	5.311
20	5.513	54	5.263	88	5.323	20	5.271	54	5.479	88	5.295
21	5.414	55	5.404	89	5.44	21	5.654	55	5.641	89	5.491
22	5.337	56	5.614	90	5.431	22	5.525	56	5.624	90	5.304
23	5.486	57	5.332	91	5.381	23	5.544	57	5.428	91	5.576
24	5.53	58	5.56	92	5.613	24	5.6	58	5.315	92	5.637
25	5.259	59	5.287	93	5.647	25	5.509	59	5.59	93	5.722
26	5.314	60	5.401	94	5.47	26	5.284	60	5.563	94	5.523
27	5.624	61	5.657	95	5.257	27	5.388	61	5.283	95	5.517
28	5.383	62	5.258	96	5.533	28	5.56	62	5.604	96	5.448
29	5.446	63	5.63	97	5.444	29	5.528	63	5.651	97	5.507
30	5.655	64	5.708	98	5.343	30	5.403	64	5.608	98	5.537
31	5.54	65	5.493	99	5.434	31	5.547	65	5.7	99	5.258
32	5.625	66	5.619	100	5.435	32	5.398	66	5.549	100	5.541
33	5.583	67	5.576			33	5.367	67	5.709		
34	5.293	68	5.552			34	5.555	68	5.521		

5270MHZ-40MHZ BW-T6-TRIAL-29						5270MHZ-40MHZ BW-T6-TRIAL-30					
Hop #	Freq. (GHz)	Hop #	Freq. (GHz)	Hop #	Freq. (GHz)	Hop #	Freq. (GHz)	Hop #	Freq. (GHz)	Hop #	Freq. (GHz)
1	5.71	35	5.403	69	5.626	1	5.293	35	5.554	69	5.259
2	5.366	36	5.538	70	5.592	2	5.62	36	5.535	70	5.682
3	5.288	37	5.418	71	5.376	3	5.385	37	5.395	71	5.496
4	5.606	38	5.356	72	5.265	4	5.532	38	5.469	72	5.632
5	5.494	39	5.277	73	5.642	5	5.258	39	5.386	73	5.268
6	5.392	40	5.251	74	5.635	6	5.393	40	5.478	74	5.319
7	5.4	41	5.605	75	5.263	7	5.669	41	5.428	75	5.402
8	5.482	42	5.555	76	5.453	8	5.261	42	5.437	76	5.659
9	5.478	43	5.639	77	5.534	9	5.687	43	5.252	77	5.457
10	5.349	44	5.722	78	5.713	10	5.719	44	5.686	78	5.271
11	5.391	45	5.539	79	5.474	11	5.539	45	5.334	79	5.286
12	5.305	46	5.682	80	5.701	12	5.382	46	5.516	80	5.431
13	5.498	47	5.348	81	5.421	13	5.447	47	5.55	81	5.548
14	5.34	48	5.533	82	5.462	14	5.617	48	5.579	82	5.299
15	5.46	49	5.386	83	5.589	15	5.567	49	5.377	83	5.433
16	5.496	50	5.672	84	5.36	16	5.501	50	5.452	84	5.292
17	5.278	51	5.313	85	5.416	17	5.257	51	5.369	85	5.376
18	5.539	52	5.689	86	5.444	18	5.607	52	5.489	86	5.538
19	5.311	53	5.32	87	5.316	19	5.29	53	5.49	87	5.304
20	5.295	54	5.712	88	5.274	20	5.713	54	5.33	88	5.629
21	5.491	55	5.651	89	5.306	21	5.346	55	5.57	89	5.418
22	5.304	56	5.613	90	5.562	22	5.661	56	5.416	90	5.576
23	5.576	57	5.281	91	5.369	23	5.571	57	5.423	91	5.565
24	5.637	58	5.425	92	5.429	24	5.54	58	5.439	92	5.484
25	5.722	59	5.465	93	5.649	25	5.526	59	5.716	93	5.309
26	5.523	60	5.493	94	5.567	26	5.507	60	5.306	94	5.421
27	5.517	61	5.451	95	5.556	27	5.71	61	5.551	95	5.625
28	5.448	62	5.479	96	5.508	28	5.425	62	5.698	96	5.604
29	5.507	63	5.331	97	5.621	29	5.549	63	5.59	97	5.347
30	5.537	64	5.279	98	5.387	30	5.586	64	5.547	98	5.581
31	5.258	65	5.62	99	5.364	31	5.724	65	5.711	99	5.542
32	5.541	66	5.446	100	5.64	32	5.327	66	5.296	100	5.692
33	5.71	67	5.521			33	5.703	67	5.315		
34	5.366	68	5.596			34	5.649	68	5.335		

A.6 Radar Type 6 Parameters for 80 MHz Bandwidth

5290MHZ-80MHZ BW-T6-TRIAL-1						5290MHZ-80MHZ BW-T6-TRIAL-2					
Hop #	Freq. (GHz)	Hop #	Freq. (GHz)	Hop #	Freq. (GHz)	Hop #	Freq. (GHz)	Hop #	Freq. (GHz)	Hop #	Freq. (GHz)
1	5.618	35	5.716	69	5.549	1	5.577	35	5.408	69	5.713
2	5.327	36	5.634	70	5.27	2	5.536	36	5.705	70	5.63
3	5.506	37	5.574	71	5.458	3	5.675	37	5.308	71	5.385
4	5.623	38	5.625	72	5.65	4	5.615	38	5.719	72	5.265
5	5.694	39	5.651	73	5.668	5	5.477	39	5.499	73	5.458
6	5.588	40	5.54	74	5.445	6	5.402	40	5.324	74	5.598
7	5.499	41	5.461	75	5.533	7	5.605	41	5.272	75	5.327
8	5.293	42	5.486	76	5.591	8	5.586	42	5.629	76	5.622
9	5.425	43	5.334	77	5.419	9	5.68	43	5.703	77	5.621
10	5.555	44	5.416	78	5.566	10	5.262	44	5.616	78	5.478
11	5.438	45	5.322	79	5.558	11	5.439	45	5.66	79	5.329
12	5.346	46	5.314	80	5.392	12	5.263	46	5.518	80	5.574
13	5.315	47	5.25	81	5.279	13	5.449	47	5.508	81	5.395
14	5.463	48	5.649	82	5.526	14	5.446	48	5.525	82	5.637
15	5.34	49	5.36	83	5.643	15	5.683	49	5.368	83	5.303
16	5.664	50	5.542	84	5.292	16	5.454	50	5.466	84	5.678
17	5.512	51	5.689	85	5.632	17	5.29	51	5.596	85	5.674
18	5.409	52	5.711	86	5.609	18	5.293	52	5.453	86	5.583
19	5.408	53	5.561	87	5.691	19	5.424	53	5.442	87	5.372
20	5.67	54	5.373	88	5.508	20	5.257	54	5.594	88	5.531
21	5.433	55	5.505	89	5.276	21	5.415	55	5.606	89	5.457
22	5.631	56	5.446	90	5.648	22	5.388	56	5.592	90	5.623
23	5.267	57	5.283	91	5.256	23	5.72	57	5.541	91	5.428
24	5.413	58	5.515	92	5.605	24	5.359	58	5.325	92	5.64
25	5.387	59	5.472	93	5.603	25	5.608	59	5.462	93	5.497
26	5.333	60	5.401	94	5.358	26	5.546	60	5.371	94	5.302
27	5.611	61	5.31	95	5.677	27	5.571	61	5.269	95	5.401
28	5.589	62	5.356	96	5.375	28	5.581	62	5.687	96	5.266
29	5.676	63	5.541	97	5.266	29	5.258	63	5.566	97	5.572
30	5.286	64	5.474	98	5.503	30	5.702	64	5.432	98	5.62
31	5.418	65	5.613	99	5.647	31	5.465	65	5.297	99	5.274
32	5.572	66	5.428	100	5.323	32	5.486	66	5.346	100	5.48
33	5.473	67	5.478			33	5.491	67	5.672		
34	5.535	68	5.524			34	5.273	68	5.44		

5290MHZ-80MHZ BW-T6-TRIAL-3						5290MHZ-80MHZ BW-T6-TRIAL-4					
Hop #	Freq. (GHz)	Hop #	Freq. (GHz)	Hop #	Freq. (GHz)	Hop #	Freq. (GHz)	Hop #	Freq. (GHz)	Hop #	Freq. (GHz)
1	5.275	35	5.401	69	5.392	1	5.313	35	5.285	69	5.639
2	5.354	36	5.432	70	5.556	2	5.328	36	5.416	70	5.295
3	5.533	37	5.708	71	5.499	3	5.406	37	5.468	71	5.314
4	5.265	38	5.291	72	5.25	4	5.252	38	5.534	72	5.268
5	5.634	39	5.271	73	5.566	5	5.712	39	5.487	73	5.724
6	5.56	40	5.639	74	5.49	6	5.457	40	5.606	74	5.408
7	5.3	41	5.286	75	5.413	7	5.626	41	5.671	75	5.477
8	5.491	42	5.613	76	5.506	8	5.401	42	5.303	76	5.345
9	5.332	43	5.377	77	5.674	9	5.409	43	5.592	77	5.562
10	5.374	44	5.335	78	5.563	10	5.618	44	5.473	78	5.52
11	5.487	45	5.534	79	5.346	11	5.66	45	5.681	79	5.418
12	5.621	46	5.51	80	5.707	12	5.393	46	5.48	80	5.388
13	5.699	47	5.4	81	5.681	13	5.264	47	5.683	81	5.603
14	5.72	48	5.508	82	5.303	14	5.324	48	5.482	82	5.686
15	5.574	49	5.504	83	5.645	15	5.622	49	5.35	83	5.485
16	5.446	50	5.561	84	5.585	16	5.441	50	5.4	84	5.61
17	5.557	51	5.573	85	5.333	17	5.525	51	5.368	85	5.694
18	5.412	52	5.525	86	5.288	18	5.293	52	5.506	86	5.568
19	5.313	53	5.361	87	5.285	19	5.518	53	5.453	87	5.496
20	5.593	54	5.53	88	5.471	20	5.679	54	5.513	88	5.494
21	5.598	55	5.577	89	5.7	21	5.691	55	5.608	89	5.37
22	5.505	56	5.443	90	5.43	22	5.282	56	5.38	90	5.302
23	5.282	57	5.519	91	5.251	23	5.602	57	5.279	91	5.561
24	5.295	58	5.628	92	5.422	24	5.49	58	5.665	92	5.411
25	5.677	59	5.679	93	5.417	25	5.432	59	5.275	93	5.709
26	5.638	60	5.655	94	5.67	26	5.404	60	5.529	94	5.337
27	5.274	61	5.523	95	5.463	27	5.341	61	5.65	95	5.327
28	5.337	62	5.545	96	5.342	28	5.706	62	5.493	96	5.658
29	5.596	63	5.273	97	5.472	29	5.369	63	5.695	97	5.343
30	5.302	64	5.493	98	5.262	30	5.715	64	5.486	98	5.662
31	5.684	65	5.682	99	5.719	31	5.714	65	5.305	99	5.362
32	5.386	66	5.405	100	5.542	32	5.361	66	5.387	100	5.701
33	5.623	67	5.371			33	5.707	67	5.595		
34	5.364	68	5.304			34	5.465	68	5.336		

5290MHZ-80MHZ BW-T6-TRIAL-5						5290MHZ-80MHZ BW-T6-TRIAL-6					
Hop #	Freq. (GHz)	Hop #	Freq. (GHz)	Hop #	Freq. (GHz)	Hop #	Freq. (GHz)	Hop #	Freq. (GHz)	Hop #	Freq. (GHz)
1	5.46	35	5.292	69	5.697	1	5.59	35	5.617	69	5.564
2	5.294	36	5.257	70	5.613	2	5.291	36	5.667	70	5.551
3	5.702	37	5.441	71	5.615	3	5.377	37	5.353	71	5.343
4	5.519	38	5.601	72	5.676	4	5.675	38	5.676	72	5.519
5	5.633	39	5.578	73	5.264	5	5.541	39	5.311	73	5.689
6	5.589	40	5.691	74	5.308	6	5.578	40	5.356	74	5.28
7	5.495	41	5.715	75	5.413	7	5.401	41	5.436	75	5.679
8	5.256	42	5.658	76	5.262	8	5.683	42	5.579	76	5.708
9	5.402	43	5.493	77	5.581	9	5.532	43	5.271	77	5.499
10	5.41	44	5.389	78	5.686	10	5.719	44	5.261	78	5.456
11	5.579	45	5.627	79	5.404	11	5.282	45	5.642	79	5.716
12	5.507	46	5.357	80	5.559	12	5.268	46	5.503	80	5.681
13	5.566	47	5.269	81	5.688	13	5.575	47	5.335	81	5.484
14	5.304	48	5.405	82	5.363	14	5.543	48	5.294	82	5.616
15	5.65	49	5.665	83	5.626	15	5.455	49	5.647	83	5.457
16	5.659	50	5.582	84	5.326	16	5.489	50	5.339	84	5.625
17	5.37	51	5.458	85	5.306	17	5.305	51	5.671	85	5.46
18	5.301	52	5.649	86	5.253	18	5.594	52	5.607	86	5.583
19	5.6	53	5.428	87	5.314	19	5.275	53	5.684	87	5.358
20	5.479	54	5.414	88	5.258	20	5.721	54	5.523	88	5.459
21	5.393	55	5.624	89	5.374	21	5.373	55	5.699	89	5.443
22	5.696	56	5.48	90	5.455	22	5.41	56	5.399	90	5.515
23	5.427	57	5.527	91	5.628	23	5.657	57	5.338	91	5.425
24	5.501	58	5.375	92	5.415	24	5.654	58	5.416	92	5.686
25	5.467	59	5.337	93	5.445	25	5.368	59	5.371	93	5.608
26	5.684	60	5.681	94	5.433	26	5.351	60	5.458	94	5.714
27	5.642	61	5.289	95	5.714	27	5.529	61	5.327	95	5.432
28	5.334	62	5.486	96	5.416	28	5.404	62	5.512	96	5.309
29	5.42	63	5.667	97	5.325	29	5.392	63	5.254	97	5.63
30	5.456	64	5.511	98	5.7	30	5.694	64	5.626	98	5.493
31	5.512	65	5.346	99	5.396	31	5.677	65	5.652	99	5.507
32	5.542	66	5.268	100	5.569	32	5.344	66	5.468	100	5.34
33	5.699	67	5.53			33	5.409	67	5.668		
34	5.453	68	5.43			34	5.576	68	5.266		

5290MHZ-80MHZ BW-T6-TRIAL-7						5290MHZ-80MHZ BW-T6-TRIAL-8					
Hop #	Freq. (GHz)	Hop #	Freq. (GHz)	Hop #	Freq. (GHz)	Hop #	Freq. (GHz)	Hop #	Freq. (GHz)	Hop #	Freq. (GHz)
1	5.55	35	5.362	69	5.466	1	5.54	35	5.549	69	5.261
2	5.622	36	5.678	70	5.468	2	5.469	36	5.523	70	5.41
3	5.313	37	5.397	71	5.329	3	5.29	37	5.629	71	5.381
4	5.611	38	5.464	72	5.513	4	5.47	38	5.258	72	5.509
5	5.488	39	5.363	73	5.617	5	5.392	39	5.645	73	5.351
6	5.543	40	5.261	74	5.648	6	5.686	40	5.302	74	5.675
7	5.552	41	5.571	75	5.279	7	5.371	41	5.338	75	5.653
8	5.424	42	5.722	76	5.545	8	5.277	42	5.327	76	5.267
9	5.331	43	5.276	77	5.312	9	5.625	43	5.702	77	5.585
10	5.26	44	5.346	78	5.375	10	5.386	44	5.459	78	5.32
11	5.43	45	5.716	79	5.408	11	5.714	45	5.323	79	5.422
12	5.665	46	5.418	80	5.439	12	5.66	46	5.711	80	5.26
13	5.704	47	5.605	81	5.414	13	5.485	47	5.636	81	5.575
14	5.328	48	5.574	82	5.473	14	5.46	48	5.498	82	5.279
15	5.655	49	5.449	83	5.444	15	5.397	49	5.637	83	5.606
16	5.367	50	5.689	84	5.556	16	5.7	50	5.547	84	5.622
17	5.446	51	5.582	85	5.723	17	5.691	51	5.276	85	5.701
18	5.299	52	5.369	86	5.348	18	5.316	52	5.628	86	5.592
19	5.366	53	5.618	87	5.695	19	5.473	53	5.538	87	5.591
20	5.297	54	5.643	88	5.272	20	5.614	54	5.599	88	5.695
21	5.685	55	5.505	89	5.491	21	5.63	55	5.43	89	5.646
22	5.459	56	5.431	90	5.724	22	5.647	56	5.495	90	5.65
23	5.419	57	5.433	91	5.376	23	5.529	57	5.393	91	5.477
24	5.654	58	5.602	92	5.309	24	5.442	58	5.574	92	5.533
25	5.429	59	5.666	93	5.251	25	5.432	59	5.597	93	5.376
26	5.712	60	5.354	94	5.405	26	5.263	60	5.651	94	5.562
27	5.66	61	5.673	95	5.563	27	5.471	61	5.578	95	5.708
28	5.521	62	5.337	96	5.698	28	5.68	62	5.506	96	5.257
29	5.435	63	5.486	97	5.311	29	5.522	63	5.475	97	5.616
30	5.409	64	5.489	98	5.669	30	5.324	64	5.284	98	5.516
31	5.547	65	5.353	99	5.554	31	5.685	65	5.715	99	5.354
32	5.699	66	5.676	100	5.607	32	5.488	66	5.517	100	5.587
33	5.477	67	5.44			33	5.494	67	5.617		
34	5.333	68	5.701			34	5.679	68	5.49		

5290MHZ-80MHZ BW-T6-TRIAL-9						5290MHZ-80MHZ BW-T6-TRIAL-10					
Hop #	Freq. (GHz)	Hop #	Freq. (GHz)	Hop #	Freq. (GHz)	Hop #	Freq. (GHz)	Hop #	Freq. (GHz)	Hop #	Freq. (GHz)
1	5.25	35	5.529	69	5.581	1	5.601	35	5.466	69	5.607
2	5.444	36	5.459	70	5.261	2	5.604	36	5.668	70	5.508
3	5.343	37	5.469	71	5.695	3	5.493	37	5.441	71	5.39
4	5.599	38	5.434	72	5.542	4	5.559	38	5.477	72	5.464
5	5.29	39	5.314	73	5.704	5	5.702	39	5.392	73	5.256
6	5.431	40	5.316	74	5.305	6	5.274	40	5.319	74	5.275
7	5.683	41	5.494	75	5.493	7	5.656	41	5.659	75	5.675
8	5.605	42	5.464	76	5.402	8	5.692	42	5.502	76	5.434
9	5.312	43	5.644	77	5.286	9	5.272	43	5.541	77	5.557
10	5.346	44	5.674	78	5.544	10	5.639	44	5.56	78	5.33
11	5.256	45	5.565	79	5.668	11	5.311	45	5.581	79	5.587
12	5.304	46	5.397	80	5.415	12	5.615	46	5.643	80	5.489
13	5.651	47	5.31	81	5.378	13	5.463	47	5.678	81	5.653
14	5.673	48	5.302	82	5.354	14	5.547	48	5.694	82	5.254
15	5.699	49	5.71	83	5.468	15	5.428	49	5.695	83	5.535
16	5.276	50	5.57	84	5.687	16	5.342	50	5.273	84	5.45
17	5.406	51	5.519	85	5.264	17	5.332	51	5.471	85	5.446
18	5.64	52	5.549	86	5.3	18	5.484	52	5.596	86	5.363
19	5.55	53	5.47	87	5.283	19	5.418	53	5.505	87	5.575
20	5.698	54	5.412	88	5.667	20	5.716	54	5.691	88	5.706
21	5.258	55	5.623	89	5.691	21	5.456	55	5.476	89	5.62
22	5.587	56	5.318	90	5.502	22	5.661	56	5.344	90	5.325
23	5.511	57	5.362	91	5.269	23	5.676	57	5.491	91	5.701
24	5.628	58	5.664	92	5.263	24	5.619	58	5.649	92	5.296
25	5.377	59	5.373	93	5.254	25	5.424	59	5.7	93	5.556
26	5.374	60	5.294	94	5.385	26	5.693	60	5.302	94	5.331
27	5.647	61	5.689	95	5.524	27	5.348	61	5.365	95	5.715
28	5.322	62	5.72	96	5.697	28	5.299	62	5.522	96	5.487
29	5.413	63	5.603	97	5.588	29	5.5	63	5.67	97	5.447
30	5.618	64	5.473	98	5.273	30	5.402	64	5.291	98	5.703
31	5.323	65	5.722	99	5.317	31	5.357	65	5.538	99	5.454
32	5.387	66	5.723	100	5.389	32	5.412	66	5.525	100	5.462
33	5.352	67	5.609			33	5.359	67	5.393		
34	5.515	68	5.309			34	5.665	68	5.387		

5290MHZ-80MHZ BW-T6-TRIAL-11						5290MHZ-80MHZ BW-T6-TRIAL-12					
Hop #	Freq. (GHz)	Hop #	Freq. (GHz)	Hop #	Freq. (GHz)	Hop #	Freq. (GHz)	Hop #	Freq. (GHz)	Hop #	Freq. (GHz)
1	5.286	35	5.412	69	5.398	1	5.618	35	5.253	69	5.478
2	5.675	36	5.662	70	5.688	2	5.537	36	5.322	70	5.482
3	5.501	37	5.686	71	5.544	3	5.52	37	5.353	71	5.532
4	5.649	38	5.363	72	5.539	4	5.48	38	5.462	72	5.321
5	5.52	39	5.653	73	5.531	5	5.325	39	5.315	73	5.331
6	5.38	40	5.638	74	5.606	6	5.689	40	5.35	74	5.276
7	5.459	41	5.327	75	5.318	7	5.385	41	5.584	75	5.534
8	5.65	42	5.53	76	5.614	8	5.585	42	5.352	76	5.455
9	5.711	43	5.629	77	5.594	9	5.678	43	5.429	77	5.548
10	5.603	44	5.625	78	5.472	10	5.278	44	5.467	78	5.395
11	5.492	45	5.435	79	5.609	11	5.543	45	5.481	79	5.362
12	5.399	46	5.657	80	5.328	12	5.37	46	5.519	80	5.407
13	5.512	47	5.314	81	5.621	13	5.304	47	5.36	81	5.396
14	5.339	48	5.396	82	5.423	14	5.62	48	5.661	82	5.361
15	5.359	49	5.486	83	5.403	15	5.572	49	5.342	83	5.653
16	5.351	50	5.374	84	5.482	16	5.7	50	5.58	84	5.673
17	5.353	51	5.256	85	5.645	17	5.483	51	5.493	85	5.373
18	5.619	52	5.589	86	5.28	18	5.39	52	5.662	86	5.535
19	5.409	53	5.527	87	5.252	19	5.668	53	5.363	87	5.252
20	5.257	54	5.676	88	5.72	20	5.272	54	5.347	88	5.697
21	5.349	55	5.382	89	5.438	21	5.446	55	5.558	89	5.705
22	5.288	56	5.617	90	5.63	22	5.633	56	5.691	90	5.701
23	5.267	57	5.515	91	5.291	23	5.707	57	5.42	91	5.629
24	5.442	58	5.563	92	5.272	24	5.568	58	5.579	92	5.381
25	5.33	59	5.273	93	5.618	25	5.693	59	5.681	93	5.589
26	5.451	60	5.541	94	5.596	26	5.531	60	5.663	94	5.33
27	5.695	61	5.397	95	5.648	27	5.375	61	5.368	95	5.709
28	5.352	62	5.305	96	5.547	28	5.509	62	5.428	96	5.588
29	5.302	63	5.402	97	5.317	29	5.497	63	5.658	97	5.501
30	5.381	64	5.439	98	5.264	30	5.614	64	5.258	98	5.622
31	5.421	65	5.721	99	5.274	31	5.392	65	5.604	99	5.306
32	5.27	66	5.372	100	5.699	32	5.438	66	5.522	100	5.377
33	5.584	67	5.559			33	5.528	67	5.267		
34	5.722	68	5.672			34	5.506	68	5.314		

5290MHZ-80MHZ BW-T6-TRIAL-13						5290MHZ-80MHZ BW-T6-TRIAL-14					
Hop #	Freq. (GHz)	Hop #	Freq. (GHz)	Hop #	Freq. (GHz)	Hop #	Freq. (GHz)	Hop #	Freq. (GHz)	Hop #	Freq. (GHz)
1	5.453	35	5.261	69	5.493	1	5.389	35	5.512	69	5.296
2	5.476	36	5.524	70	5.308	2	5.259	36	5.377	70	5.394
3	5.642	37	5.688	71	5.578	3	5.305	37	5.448	71	5.452
4	5.277	38	5.533	72	5.405	4	5.433	38	5.666	72	5.379
5	5.42	39	5.485	73	5.283	5	5.592	39	5.45	73	5.262
6	5.663	40	5.452	74	5.521	6	5.589	40	5.326	74	5.409
7	5.604	41	5.326	75	5.329	7	5.509	41	5.522	75	5.55
8	5.265	42	5.527	76	5.7	8	5.345	42	5.38	76	5.284
9	5.67	43	5.56	77	5.29	9	5.31	43	5.308	77	5.255
10	5.422	44	5.514	78	5.656	10	5.436	44	5.431	78	5.437
11	5.561	45	5.294	79	5.614	11	5.645	45	5.703	79	5.669
12	5.654	46	5.306	80	5.646	12	5.54	46	5.285	80	5.567
13	5.271	47	5.411	81	5.371	13	5.276	47	5.652	81	5.385
14	5.673	48	5.54	82	5.557	14	5.613	48	5.405	82	5.297
15	5.254	49	5.574	83	5.619	15	5.491	49	5.288	83	5.701
16	5.327	50	5.4	84	5.678	16	5.309	50	5.412	84	5.678
17	5.297	51	5.658	85	5.393	17	5.495	51	5.417	85	5.477
18	5.279	52	5.464	86	5.626	18	5.502	52	5.46	86	5.564
19	5.647	53	5.482	87	5.404	19	5.697	53	5.712	87	5.661
20	5.624	54	5.439	88	5.357	20	5.632	54	5.488	88	5.691
21	5.657	55	5.63	89	5.403	21	5.442	55	5.614	89	5.581
22	5.651	56	5.672	90	5.712	22	5.3	56	5.266	90	5.489
23	5.552	57	5.406	91	5.299	23	5.451	57	5.462	91	5.348
24	5.515	58	5.71	92	5.348	24	5.688	58	5.633	92	5.456
25	5.36	59	5.331	93	5.401	25	5.635	59	5.558	93	5.503
26	5.623	60	5.253	94	5.252	26	5.459	60	5.532	94	5.709
27	5.468	61	5.291	95	5.707	27	5.57	61	5.331	95	5.624
28	5.61	62	5.44	96	5.601	28	5.439	62	5.34	96	5.511
29	5.389	63	5.69	97	5.312	29	5.682	63	5.715	97	5.655
30	5.621	64	5.584	98	5.351	30	5.648	64	5.371	98	5.667
31	5.606	65	5.466	99	5.52	31	5.685	65	5.383	99	5.4
32	5.702	66	5.259	100	5.535	32	5.517	66	5.261	100	5.369
33	5.711	67	5.512			33	5.375	67	5.5		
34	5.378	68	5.489			34	5.425	68	5.62		

5290MHZ-80MHZ BW-T6-TRIAL-15						5290MHZ-80MHZ BW-T6-TRIAL-16					
Hop #	Freq. (GHz)	Hop #	Freq. (GHz)	Hop #	Freq. (GHz)	Hop #	Freq. (GHz)	Hop #	Freq. (GHz)	Hop #	Freq. (GHz)
1	5.386	35	5.634	69	5.547	1	5.654	35	5.671	69	5.265
2	5.541	36	5.465	70	5.543	2	5.37	36	5.48	70	5.455
3	5.307	37	5.345	71	5.691	3	5.72	37	5.565	71	5.697
4	5.279	38	5.491	72	5.315	4	5.657	38	5.405	72	5.509
5	5.414	39	5.381	73	5.64	5	5.357	39	5.533	73	5.609
6	5.422	40	5.511	74	5.402	6	5.637	40	5.385	74	5.393
7	5.348	41	5.561	75	5.288	7	5.636	41	5.662	75	5.713
8	5.261	42	5.285	76	5.337	8	5.377	42	5.258	76	5.447
9	5.468	43	5.492	77	5.359	9	5.358	43	5.448	77	5.261
10	5.599	44	5.438	78	5.53	10	5.544	44	5.651	78	5.364
11	5.698	45	5.382	79	5.62	11	5.531	45	5.553	79	5.318
12	5.265	46	5.405	80	5.326	12	5.706	46	5.569	80	5.538
13	5.319	47	5.49	81	5.632	13	5.314	47	5.414	81	5.55
14	5.417	48	5.304	82	5.418	14	5.419	48	5.64	82	5.555
15	5.496	49	5.365	83	5.343	15	5.417	49	5.477	83	5.252
16	5.623	50	5.355	84	5.469	16	5.499	50	5.338	84	5.535
17	5.647	51	5.473	85	5.574	17	5.309	51	5.29	85	5.549
18	5.445	52	5.433	86	5.63	18	5.716	52	5.472	86	5.684
19	5.408	53	5.507	87	5.444	19	5.711	53	5.434	87	5.603
20	5.655	54	5.628	88	5.484	20	5.561	54	5.701	88	5.403
21	5.276	55	5.707	89	5.493	21	5.363	55	5.254	89	5.384
22	5.283	56	5.508	90	5.552	22	5.303	56	5.325	90	5.709
23	5.278	57	5.471	91	5.715	23	5.274	57	5.284	91	5.269
24	5.556	58	5.258	92	5.527	24	5.676	58	5.454	92	5.608
25	5.636	59	5.477	93	5.342	25	5.3	59	5.433	93	5.703
26	5.489	60	5.559	94	5.416	26	5.571	60	5.443	94	5.557
27	5.395	61	5.309	95	5.641	27	5.513	61	5.673	95	5.707
28	5.606	62	5.622	96	5.45	28	5.273	62	5.281	96	5.677
29	5.274	63	5.625	97	5.361	29	5.602	63	5.351	97	5.581
30	5.51	64	5.569	98	5.333	30	5.283	64	5.453	98	5.586
31	5.516	65	5.455	99	5.592	31	5.335	65	5.658	99	5.266
32	5.526	66	5.557	100	5.588	32	5.52	66	5.592	100	5.421
33	5.341	67	5.602			33	5.632	67	5.311		
34	5.379	68	5.5			34	5.429	68	5.68		

5290MHZ-80MHZ BW-T6-TRIAL-17						5290MHZ-80MHZ BW-T6-TRIAL-18					
Hop #	Freq. (GHz)	Hop #	Freq. (GHz)	Hop #	Freq. (GHz)	Hop #	Freq. (GHz)	Hop #	Freq. (GHz)	Hop #	Freq. (GHz)
1	5.699	35	5.585	69	5.395	1	5.64	35	5.377	69	5.341
2	5.535	36	5.679	70	5.355	2	5.535	36	5.619	70	5.482
3	5.332	37	5.274	71	5.413	3	5.285	37	5.307	71	5.719
4	5.455	38	5.447	72	5.561	4	5.722	38	5.633	72	5.264
5	5.654	39	5.498	73	5.625	5	5.674	39	5.626	73	5.508
6	5.284	40	5.409	74	5.605	6	5.407	40	5.364	74	5.682
7	5.572	41	5.465	75	5.486	7	5.627	41	5.41	75	5.538
8	5.616	42	5.418	76	5.5	8	5.275	42	5.342	76	5.546
9	5.457	43	5.357	77	5.662	9	5.522	43	5.697	77	5.454
10	5.557	44	5.29	78	5.622	10	5.581	44	5.295	78	5.598
11	5.437	45	5.337	79	5.609	11	5.31	45	5.456	79	5.611
12	5.617	46	5.547	80	5.407	12	5.386	46	5.718	80	5.5
13	5.489	47	5.552	81	5.595	13	5.71	47	5.355	81	5.323
14	5.64	48	5.706	82	5.373	14	5.654	48	5.344	82	5.605
15	5.491	49	5.589	83	5.724	15	5.588	49	5.408	83	5.615
16	5.464	50	5.484	84	5.652	16	5.422	50	5.573	84	5.257
17	5.543	51	5.316	85	5.306	17	5.709	51	5.561	85	5.505
18	5.433	52	5.285	86	5.52	18	5.35	52	5.393	86	5.53
19	5.664	53	5.55	87	5.481	19	5.62	53	5.639	87	5.648
20	5.295	54	5.419	88	5.712	20	5.553	54	5.477	88	5.503
21	5.411	55	5.708	89	5.349	21	5.698	55	5.385	89	5.431
22	5.37	56	5.685	90	5.598	22	5.554	56	5.705	90	5.276
23	5.372	57	5.562	91	5.403	23	5.49	57	5.498	91	5.351
24	5.678	58	5.429	92	5.471	24	5.491	58	5.418	92	5.576
25	5.564	59	5.626	93	5.258	25	5.66	59	5.349	93	5.358
26	5.425	60	5.682	94	5.277	26	5.356	60	5.541	94	5.558
27	5.614	61	5.381	95	5.298	27	5.44	61	5.277	95	5.267
28	5.405	62	5.44	96	5.515	28	5.631	62	5.577	96	5.584
29	5.669	63	5.636	97	5.663	29	5.363	63	5.65	97	5.629
30	5.402	64	5.267	98	5.644	30	5.6	64	5.59	98	5.476
31	5.368	65	5.478	99	5.536	31	5.506	65	5.461	99	5.329
32	5.421	66	5.512	100	5.592	32	5.552	66	5.327	100	5.479
33	5.516	67	5.293			33	5.288	67	5.668		
34	5.313	68	5.65			34	5.628	68	5.423		

5290MHZ-80MHZ BW-T6-TRIAL-19						5290MHZ-80MHZ BW-T6-TRIAL-20					
Hop #	Freq. (GHz)	Hop #	Freq. (GHz)	Hop #	Freq. (GHz)	Hop #	Freq. (GHz)	Hop #	Freq. (GHz)	Hop #	Freq. (GHz)
1	5.342	35	5.637	69	5.58	1	5.283	35	5.59	69	5.308
2	5.262	36	5.28	70	5.622	2	5.534	36	5.514	70	5.366
3	5.674	37	5.705	71	5.265	3	5.299	37	5.485	71	5.622
4	5.398	38	5.681	72	5.626	4	5.594	38	5.554	72	5.582
5	5.62	39	5.37	73	5.605	5	5.58	39	5.62	73	5.322
6	5.286	40	5.678	74	5.449	6	5.457	40	5.653	74	5.67
7	5.595	41	5.695	75	5.387	7	5.254	41	5.28	75	5.64
8	5.441	42	5.334	76	5.259	8	5.625	42	5.476	76	5.511
9	5.574	43	5.353	77	5.462	9	5.524	43	5.466	77	5.571
10	5.63	44	5.518	78	5.368	10	5.338	44	5.665	78	5.687
11	5.558	45	5.422	79	5.495	11	5.301	45	5.429	79	5.581
12	5.673	46	5.266	80	5.492	12	5.685	46	5.536	80	5.705
13	5.503	47	5.315	81	5.59	13	5.396	47	5.619	81	5.456
14	5.469	48	5.278	82	5.583	14	5.452	48	5.561	82	5.317
15	5.537	49	5.624	83	5.36	15	5.522	49	5.52	83	5.545
16	5.534	50	5.261	84	5.606	16	5.252	50	5.449	84	5.4
17	5.466	51	5.636	85	5.384	17	5.325	51	5.517	85	5.288
18	5.486	52	5.335	86	5.356	18	5.696	52	5.474	86	5.589
19	5.64	53	5.407	87	5.56	19	5.549	53	5.632	87	5.314
20	5.536	54	5.578	88	5.682	20	5.419	54	5.328	88	5.686
21	5.657	55	5.459	89	5.481	21	5.36	55	5.529	89	5.558
22	5.366	56	5.724	90	5.552	22	5.431	56	5.693	90	5.388
23	5.572	57	5.551	91	5.531	23	5.692	57	5.463	91	5.428
24	5.655	58	5.318	92	5.571	24	5.277	58	5.377	92	5.573
25	5.483	59	5.433	93	5.43	25	5.344	59	5.572	93	5.432
26	5.258	60	5.687	94	5.684	26	5.364	60	5.658	94	5.569
27	5.382	61	5.708	95	5.327	27	5.31	61	5.425	95	5.321
28	5.638	62	5.706	96	5.586	28	5.421	62	5.675	96	5.409
29	5.473	63	5.694	97	5.61	29	5.347	63	5.417	97	5.523
30	5.656	64	5.419	98	5.435	30	5.427	64	5.349	98	5.408
31	5.5	65	5.347	99	5.677	31	5.634	65	5.53	99	5.707
32	5.283	66	5.345	100	5.412	32	5.311	66	5.255	100	5.294
33	5.468	67	5.364			33	5.54	67	5.361		
34	5.675	68	5.325			34	5.638	68	5.61		

5290MHZ-80MHZ BW-T6-TRIAL-21						5290MHZ-80MHZ BW-T6-TRIAL-22					
Hop #	Freq. (GHz)	Hop #	Freq. (GHz)	Hop #	Freq. (GHz)	Hop #	Freq. (GHz)	Hop #	Freq. (GHz)	Hop #	Freq. (GHz)
1	5.68	35	5.298	69	5.469	1	5.597	35	5.544	69	5.679
2	5.539	36	5.282	70	5.419	2	5.573	36	5.258	70	5.435
3	5.554	37	5.61	71	5.292	3	5.343	37	5.266	71	5.456
4	5.515	38	5.345	72	5.42	4	5.452	38	5.533	72	5.599
5	5.263	39	5.567	73	5.411	5	5.486	39	5.592	73	5.429
6	5.558	40	5.509	74	5.547	6	5.714	40	5.666	74	5.631
7	5.602	41	5.295	75	5.46	7	5.671	41	5.397	75	5.505
8	5.487	42	5.608	76	5.313	8	5.403	42	5.427	76	5.355
9	5.453	43	5.662	77	5.393	9	5.507	43	5.668	77	5.316
10	5.256	44	5.712	78	5.47	10	5.698	44	5.64	78	5.372
11	5.648	45	5.445	79	5.503	11	5.314	45	5.328	79	5.411
12	5.309	46	5.578	80	5.506	12	5.623	46	5.473	80	5.436
13	5.7	47	5.581	81	5.501	13	5.694	47	5.55	81	5.644
14	5.293	48	5.409	82	5.382	14	5.529	48	5.54	82	5.718
15	5.707	49	5.517	83	5.356	15	5.433	49	5.71	83	5.475
16	5.556	50	5.577	84	5.599	16	5.437	50	5.552	84	5.531
17	5.34	51	5.41	85	5.27	17	5.589	51	5.66	85	5.713
18	5.424	52	5.609	86	5.455	18	5.641	52	5.252	86	5.51
19	5.562	53	5.604	87	5.713	19	5.423	53	5.508	87	5.62
20	5.584	54	5.683	88	5.572	20	5.545	54	5.263	88	5.476
21	5.701	55	5.467	89	5.676	21	5.352	55	5.715	89	5.563
22	5.711	56	5.659	90	5.438	22	5.488	56	5.674	90	5.301
23	5.614	57	5.541	91	5.392	23	5.434	57	5.69	91	5.388
24	5.354	58	5.693	92	5.412	24	5.251	58	5.417	92	5.643
25	5.289	59	5.617	93	5.367	25	5.278	59	5.546	93	5.464
26	5.252	60	5.58	94	5.533	26	5.313	60	5.414	94	5.695
27	5.591	61	5.527	95	5.288	27	5.506	61	5.682	95	5.591
28	5.416	62	5.522	96	5.266	28	5.385	62	5.419	96	5.534
29	5.437	63	5.461	97	5.545	29	5.678	63	5.53	97	5.453
30	5.566	64	5.485	98	5.657	30	5.624	64	5.502	98	5.405
31	5.415	65	5.303	99	5.479	31	5.675	65	5.703	99	5.627
32	5.427	66	5.361	100	5.273	32	5.398	66	5.36	100	5.365
33	5.265	67	5.563			33	5.621	67	5.444		
34	5.688	68	5.568			34	5.588	68	5.31		

5290MHZ-80MHZ BW-T6-TRIAL-23						5290MHZ-80MHZ BW-T6-TRIAL-24					
Hop #	Freq. (GHz)	Hop #	Freq. (GHz)	Hop #	Freq. (GHz)	Hop #	Freq. (GHz)	Hop #	Freq. (GHz)	Hop #	Freq. (GHz)
1	5.721	35	5.579	69	5.25	1	5.627	35	5.39	69	5.416
2	5.322	36	5.564	70	5.4	2	5.389	36	5.717	70	5.296
3	5.267	37	5.395	71	5.412	3	5.694	37	5.334	71	5.41
4	5.304	38	5.388	72	5.406	4	5.458	38	5.534	72	5.671
5	5.47	39	5.66	73	5.379	5	5.613	39	5.593	73	5.403
6	5.655	40	5.255	74	5.516	6	5.481	40	5.473	74	5.511
7	5.373	41	5.654	75	5.609	7	5.315	41	5.437	75	5.659
8	5.642	42	5.288	76	5.427	8	5.406	42	5.474	76	5.468
9	5.705	43	5.298	77	5.669	9	5.297	43	5.441	77	5.287
10	5.722	44	5.571	78	5.443	10	5.266	44	5.479	78	5.37
11	5.256	45	5.699	79	5.463	11	5.664	45	5.523	79	5.64
12	5.514	46	5.672	80	5.517	12	5.544	46	5.696	80	5.431
13	5.507	47	5.546	81	5.284	13	5.461	47	5.328	81	5.536
14	5.283	48	5.27	82	5.582	14	5.258	48	5.561	82	5.424
15	5.524	49	5.631	83	5.552	15	5.538	49	5.325	83	5.53
16	5.505	50	5.33	84	5.485	16	5.681	50	5.299	84	5.447
17	5.337	51	5.372	85	5.665	17	5.393	51	5.404	85	5.648
18	5.324	52	5.681	86	5.585	18	5.491	52	5.413	86	5.655
19	5.305	53	5.718	87	5.468	19	5.324	53	5.708	87	5.642
20	5.545	54	5.409	88	5.709	20	5.292	54	5.622	88	5.388
21	5.292	55	5.374	89	5.542	21	5.504	55	5.56	89	5.532
22	5.26	56	5.71	90	5.7	22	5.545	56	5.513	90	5.469
23	5.442	57	5.611	91	5.254	23	5.566	57	5.36	91	5.548
24	5.656	58	5.685	92	5.593	24	5.65	58	5.517	92	5.702
25	5.428	59	5.446	93	5.394	25	5.604	59	5.409	93	5.259
26	5.559	60	5.548	94	5.257	26	5.688	60	5.293	94	5.603
27	5.441	61	5.624	95	5.34	27	5.62	61	5.435	95	5.51
28	5.703	62	5.602	96	5.608	28	5.524	62	5.371	96	5.665
29	5.523	63	5.629	97	5.419	29	5.402	63	5.318	97	5.386
30	5.386	64	5.653	98	5.615	30	5.678	64	5.693	98	5.358
31	5.414	65	5.708	99	5.401	31	5.646	65	5.587	99	5.279
32	5.53	66	5.713	100	5.563	32	5.652	66	5.676	100	5.723
33	5.482	67	5.452			33	5.268	67	5.568		
34	5.39	68	5.51			34	5.691	68	5.572		

5290MHZ-80MHZ BW-T6-TRIAL-25						5290MHZ-80MHZ BW-T6-TRIAL-26					
Hop #	Freq. (GHz)	Hop #	Freq. (GHz)	Hop #	Freq. (GHz)	Hop #	Freq. (GHz)	Hop #	Freq. (GHz)	Hop #	Freq. (GHz)
1	5.693	35	5.536	69	5.327	1	5.371	35	5.628	69	5.606
2	5.61	36	5.565	70	5.7	2	5.655	36	5.724	70	5.631
3	5.295	37	5.515	71	5.338	3	5.335	37	5.556	71	5.447
4	5.363	38	5.404	72	5.547	4	5.558	38	5.48	72	5.292
5	5.545	39	5.709	73	5.332	5	5.459	39	5.413	73	5.691
6	5.267	40	5.297	74	5.595	6	5.602	40	5.711	74	5.408
7	5.395	41	5.424	75	5.691	7	5.389	41	5.306	75	5.654
8	5.462	42	5.268	76	5.685	8	5.267	42	5.278	76	5.399
9	5.354	43	5.599	77	5.702	9	5.501	43	5.531	77	5.439
10	5.684	44	5.312	78	5.41	10	5.67	44	5.66	78	5.339
11	5.577	45	5.296	79	5.54	11	5.684	45	5.284	79	5.715
12	5.63	46	5.402	80	5.379	12	5.299	46	5.641	80	5.666
13	5.469	47	5.634	81	5.406	13	5.382	47	5.376	81	5.543
14	5.372	48	5.719	82	5.598	14	5.695	48	5.527	82	5.379
15	5.473	49	5.549	83	5.272	15	5.564	49	5.318	83	5.528
16	5.43	50	5.665	84	5.572	16	5.436	50	5.551	84	5.401
17	5.252	51	5.633	85	5.683	17	5.402	51	5.573	85	5.657
18	5.557	52	5.411	86	5.507	18	5.541	52	5.403	86	5.504
19	5.423	53	5.575	87	5.397	19	5.476	53	5.664	87	5.585
20	5.658	54	5.32	88	5.682	20	5.72	54	5.686	88	5.329
21	5.708	55	5.4	89	5.707	21	5.362	55	5.282	89	5.302
22	5.429	56	5.386	90	5.687	22	5.428	56	5.437	90	5.563
23	5.583	57	5.455	91	5.401	23	5.297	57	5.532	91	5.594
24	5.548	58	5.458	92	5.309	24	5.266	58	5.338	92	5.314
25	5.306	59	5.304	93	5.667	25	5.344	59	5.288	93	5.516
26	5.613	60	5.627	94	5.382	26	5.491	60	5.367	94	5.422
27	5.701	61	5.538	95	5.266	27	5.322	61	5.537	95	5.517
28	5.59	62	5.287	96	5.578	28	5.286	62	5.343	96	5.618
29	5.333	63	5.28	97	5.569	29	5.259	63	5.26	97	5.416
30	5.694	64	5.352	98	5.294	30	5.353	64	5.58	98	5.52
31	5.65	65	5.355	99	5.399	31	5.644	65	5.609	99	5.455
32	5.636	66	5.305	100	5.671	32	5.486	66	5.672	100	5.49
33	5.416	67	5.456			33	5.334	67	5.596		
34	5.523	68	5.288			34	5.549	68	5.458		

5290MHZ-80MHZ BW-T6-TRIAL-27						5290MHZ-80MHZ BW-T6-TRIAL-28					
Hop #	Freq. (GHz)	Hop #	Freq. (GHz)	Hop #	Freq. (GHz)	Hop #	Freq. (GHz)	Hop #	Freq. (GHz)	Hop #	Freq. (GHz)
1	5.517	35	5.306	69	5.529	1	5.265	35	5.721	69	5.52
2	5.518	36	5.596	70	5.472	2	5.426	36	5.62	70	5.592
3	5.305	37	5.514	71	5.437	3	5.637	37	5.538	71	5.453
4	5.366	38	5.432	72	5.705	4	5.699	38	5.335	72	5.541
5	5.696	39	5.67	73	5.491	5	5.419	39	5.577	73	5.683
6	5.498	40	5.447	74	5.525	6	5.504	40	5.536	74	5.709
7	5.427	41	5.293	75	5.63	7	5.647	41	5.281	75	5.567
8	5.509	42	5.531	76	5.353	8	5.44	42	5.708	76	5.502
9	5.349	43	5.507	77	5.455	9	5.444	43	5.706	77	5.7
10	5.417	44	5.501	78	5.721	10	5.349	44	5.464	78	5.256
11	5.389	45	5.406	79	5.413	11	5.566	45	5.554	79	5.303
12	5.431	46	5.272	80	5.393	12	5.392	46	5.71	80	5.398
13	5.362	47	5.714	81	5.647	13	5.311	47	5.539	81	5.321
14	5.499	48	5.287	82	5.573	14	5.569	48	5.305	82	5.394
15	5.672	49	5.684	83	5.711	15	5.43	49	5.405	83	5.714
16	5.681	50	5.618	84	5.6	16	5.436	50	5.417	84	5.55
17	5.253	51	5.469	85	5.288	17	5.261	51	5.276	85	5.503
18	5.566	52	5.407	86	5.313	18	5.61	52	5.72	86	5.264
19	5.692	53	5.414	87	5.382	19	5.625	53	5.571	87	5.299
20	5.442	54	5.347	88	5.641	20	5.356	54	5.651	88	5.382
21	5.405	55	5.374	89	5.428	21	5.297	55	5.46	89	5.682
22	5.688	56	5.528	90	5.348	22	5.509	56	5.423	90	5.597
23	5.486	57	5.661	91	5.679	23	5.273	57	5.578	91	5.33
24	5.57	58	5.284	92	5.593	24	5.257	58	5.314	92	5.495
25	5.47	59	5.334	93	5.504	25	5.591	59	5.572	93	5.488
26	5.586	60	5.58	94	5.352	26	5.4	60	5.358	94	5.601
27	5.355	61	5.37	95	5.584	27	5.602	61	5.616	95	5.705
28	5.508	62	5.69	96	5.429	28	5.556	62	5.36	96	5.396
29	5.553	63	5.422	97	5.66	29	5.414	63	5.442	97	5.548
30	5.358	64	5.439	98	5.621	30	5.473	64	5.666	98	5.547
31	5.484	65	5.474	99	5.616	31	5.636	65	5.466	99	5.434
32	5.579	66	5.399	100	5.339	32	5.623	66	5.274	100	5.696
33	5.28	67	5.384			33	5.346	67	5.352		
34	5.541	68	5.611			34	5.69	68	5.286		

5290MHZ-80MHZ BW-T6-TRIAL-29						5290MHZ-80MHZ BW-T6-TRIAL-30					
Hop #	Freq. (GHz)	Hop #	Freq. (GHz)	Hop #	Freq. (GHz)	Hop #	Freq. (GHz)	Hop #	Freq. (GHz)	Hop #	Freq. (GHz)
1	5.403	35	5.579	69	5.56	1	5.265	35	5.622	69	5.655
2	5.654	36	5.473	70	5.267	2	5.722	36	5.3	70	5.414
3	5.333	37	5.557	71	5.603	3	5.31	37	5.402	71	5.723
4	5.55	38	5.413	72	5.339	4	5.44	38	5.263	72	5.693
5	5.59	39	5.512	73	5.416	5	5.667	39	5.338	73	5.382
6	5.458	40	5.492	74	5.312	6	5.581	40	5.578	74	5.267
7	5.58	41	5.308	75	5.602	7	5.496	41	5.297	75	5.257
8	5.566	42	5.365	76	5.297	8	5.666	42	5.27	76	5.431
9	5.708	43	5.287	77	5.342	9	5.291	43	5.465	77	5.317
10	5.712	44	5.322	78	5.613	10	5.521	44	5.658	78	5.652
11	5.363	45	5.411	79	5.629	11	5.271	45	5.497	79	5.651
12	5.584	46	5.625	80	5.587	12	5.416	46	5.549	80	5.276
13	5.44	47	5.326	81	5.321	13	5.264	47	5.45	81	5.461
14	5.258	48	5.442	82	5.316	14	5.373	48	5.407	82	5.459
15	5.275	49	5.668	83	5.476	15	5.35	49	5.378	83	5.547
16	5.585	50	5.716	84	5.589	16	5.345	50	5.585	84	5.519
17	5.456	51	5.672	85	5.724	17	5.323	51	5.698	85	5.511
18	5.699	52	5.507	86	5.671	18	5.555	52	5.66	86	5.302
19	5.645	53	5.428	87	5.426	19	5.37	53	5.537	87	5.439
20	5.553	54	5.594	88	5.535	20	5.688	54	5.251	88	5.254
21	5.366	55	5.483	89	5.48	21	5.638	55	5.398	89	5.426
22	5.337	56	5.306	90	5.273	22	5.258	56	5.379	90	5.504
23	5.257	57	5.709	91	5.543	23	5.627	57	5.346	91	5.621
24	5.422	58	5.676	92	5.318	24	5.701	58	5.589	92	5.57
25	5.446	59	5.697	93	5.568	25	5.721	59	5.72	93	5.522
26	5.715	60	5.444	94	5.259	26	5.656	60	5.508	94	5.49
27	5.433	61	5.685	95	5.714	27	5.441	61	5.653	95	5.375
28	5.601	62	5.394	96	5.673	28	5.567	62	5.64	96	5.712
29	5.272	63	5.719	97	5.675	29	5.261	63	5.386	97	5.326
30	5.544	64	5.564	98	5.546	30	5.457	64	5.574	98	5.331
31	5.503	65	5.315	99	5.707	31	5.624	65	5.369	99	5.692
32	5.628	66	5.582	100	5.665	32	5.334	66	5.53	100	5.492
33	5.538	67	5.455			33	5.471	67	5.437		
34	5.491	68	5.361			34	5.301	68	5.255		

END OF REPORT