Mode	137	
	Band Edge	
	U-NII-2C_5.47-5.725_802.11n HT20_CH140_5700MHz	
ANT	1+2	
Pol.	Vertical	Fundamental
Peak	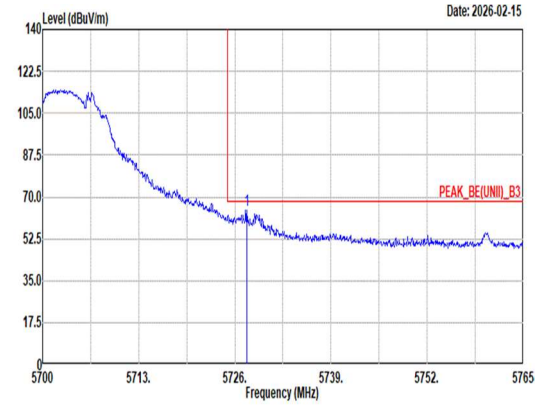 Site : 03CH11-HY Condition: PEAK_BE(UNII)_B3 3m 9120D_01620_250915 VERTICAL : RBW:1000.000kHz VBW:3000.000kHz SWT:Auto Freq Level Limit Line Margin Read Level Ant Factor Cable Loss Preamp Factor Aux Factor APos TPos Remark MHz dBuV/m dBuV/m dB dBuV dB/m dB dB dB cm deg 1 5727.63 64.66 68.20 -3.54 53.77 33.51 10.20 32.82 0.00 100 28 Peak	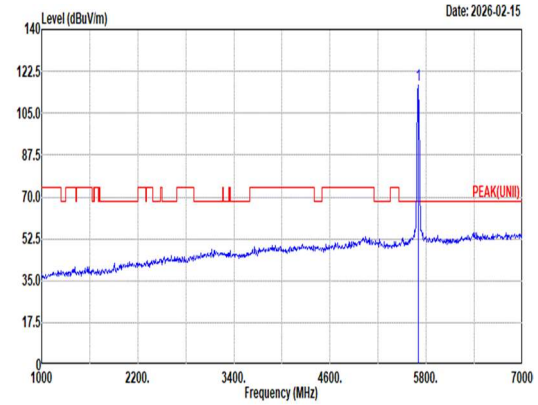 Site : 03CH11-HY Condition: PEAK(UNII) 3m 9120D_01620_250915 VERTICAL : RBW:1000.000kHz VBW:3000.000kHz SWT:Auto Freq Level Limit Line Margin Read Level Ant Factor Cable Loss Preamp Factor Aux Factor APos TPos Remark MHz dBuV/m dBuV/m dB dBuV dB/m dB dB dB cm deg 1 5700.00 116.73 ------ ------ 105.88 33.42 10.24 32.81 0.00 100 28 Peak
Avg	Blank	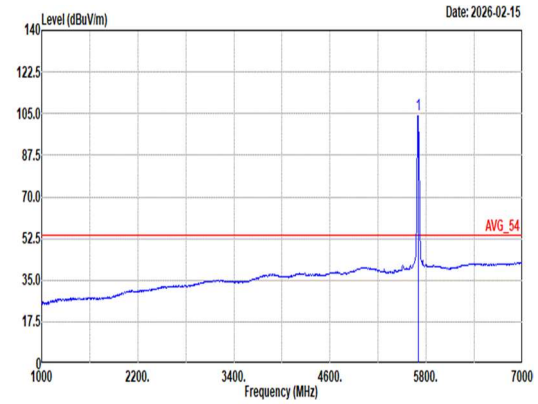 Site : 03CH11-HY Condition: AVG_54 3m 9120D_01620_250915 VERTICAL : RBW:1000.000kHz VBW:3000.000kHz SWT:Auto Freq Level Limit Line Margin Read Level Ant Factor Cable Loss Preamp Factor Aux Factor APos TPos Remark MHz dBuV/m dBuV/m dB dBuV dB/m dB dB dB cm deg 1 5700.00 104.62 ------ ------ 93.77 33.42 10.24 32.81 0.00 100 28 Average

Mode	137	
	Harmonic	
	U-NII-2C_5.47-5.725_802.11n HT20_CH140_5700MHz	
ANT	1+2	
Pol.	Horizontal	Vertical
Peak Avg	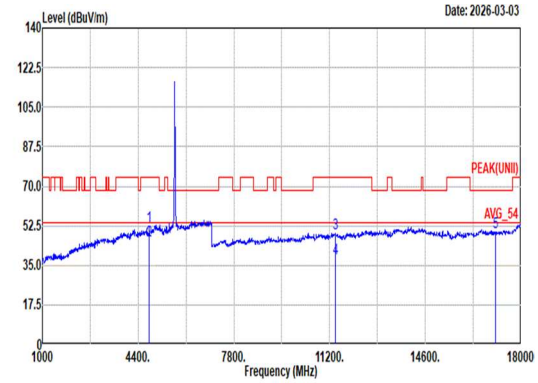 Site : 03CH11-HY Condition: PEAK(UNII) 3m 9120D_01620_250915 HORIZONTAL	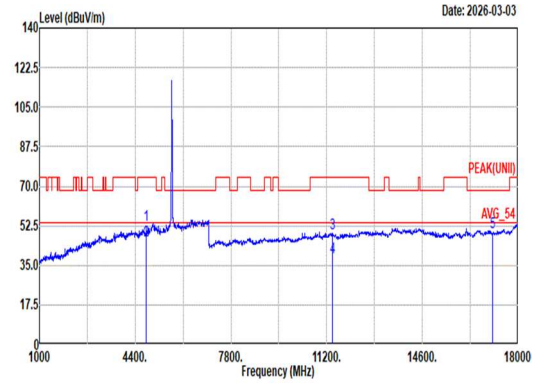 Site : 03CH11-HY Condition: PEAK(UNII) 3m 9120D_01620_250915 VERTICAL

Horizontal:

	Freq	Level	Limit Line	Margin	Read Level	Ant Factor	Cable Loss	Preamp Factor	Aux Factor	APos	TPos	Remark
	MHz	dBuV/m	dBuV/m	dB	dBuV	dB/m	dB	dB	dB	cm	deg	
1	4798.00	52.50	74.00	-21.50	43.84	32.29	9.23	32.86	0.00	275	334	Peak
2	4798.00	45.71	54.00	-8.29	37.05	32.29	9.23	32.86	0.00	275	334	Average
3	11400.00	49.12	74.00	-24.88	59.14	39.00	17.40	66.83	0.41	--	--	Peak
4	11400.00	38.23	54.00	-15.77	48.25	39.00	17.40	66.83	0.41	--	--	Average
5	17100.00	49.62	68.20	-18.58	56.19	37.80	21.49	66.30	0.44	--	--	Peak

Vertical:

	Freq	Level	Limit Line	Margin	Read Level	Ant Factor	Cable Loss	Preamp Factor	Aux Factor	APos	TPos	Remark
	MHz	dBuV/m	dBuV/m	dB	dBuV	dB/m	dB	dB	dB	cm	deg	
1	4798.00	52.64	74.00	-21.36	43.98	32.29	9.23	32.86	0.00	111	122	Peak
2	4798.00	45.91	54.00	-8.09	37.25	32.29	9.23	32.86	0.00	111	122	Average
3	11400.00	49.18	74.00	-24.82	59.20	39.00	17.40	66.83	0.41	--	--	Peak
4	11400.00	38.39	54.00	-15.61	48.41	39.00	17.40	66.83	0.41	--	--	Average
5	17100.00	49.91	68.20	-18.29	56.48	37.80	21.49	66.30	0.44	--	--	Peak

Mode	137	
	Harmonic	
	U-NII-2C_5.47-5.725_802.11n HT20_CH140_5700MHz	
ANT	1+2	
Pol.	Horizontal	Vertical
14.47G ~14.5G Avg	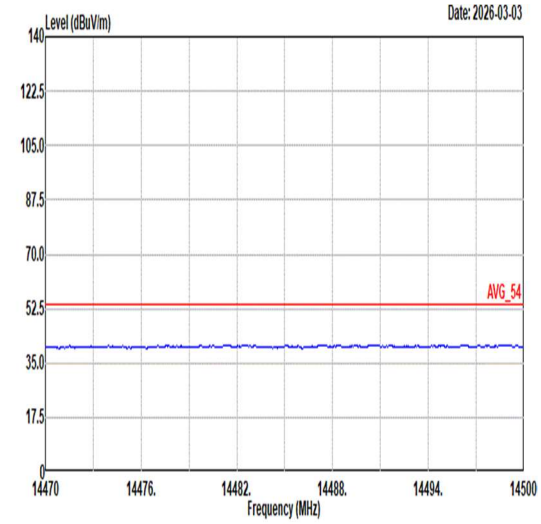 Site : 03CH11-HY Condition: AVG_54 3m 9120D_01620_250915 HORIZONTAL	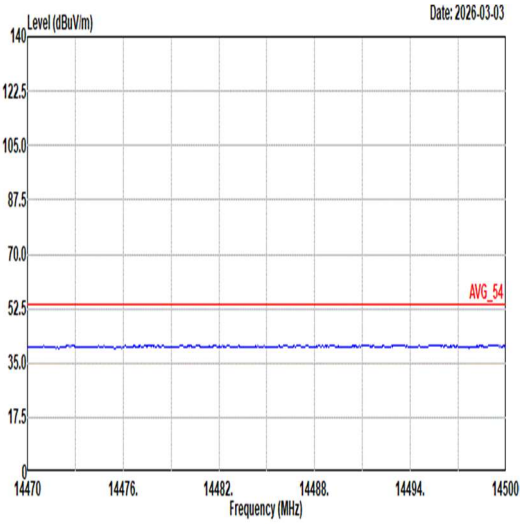 Site : 03CH11-HY Condition: AVG_54 3m 9120D_01620_250915 VERTICAL
17.7G ~18G Avg	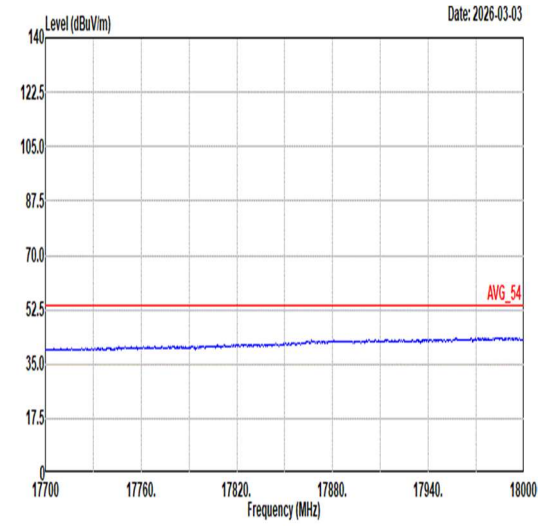 Site : 03CH11-HY Condition: AVG_54 3m 9120D_01620_250915 HORIZONTAL	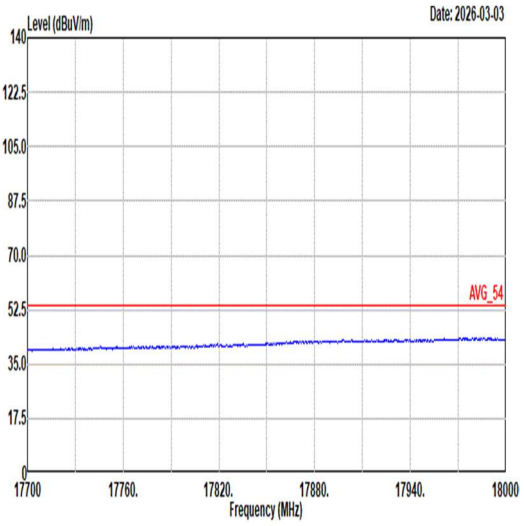 Site : 03CH11-HY Condition: AVG_54 3m 9120D_01620_250915 VERTICAL

Mode	138	
	Band Edge - L	
	U-NII-2C_5.47-5.725_802.11n HT20_CH144_5720MHz	
ANT	1+2	
Pol.	Horizontal	Fundamental
Peak	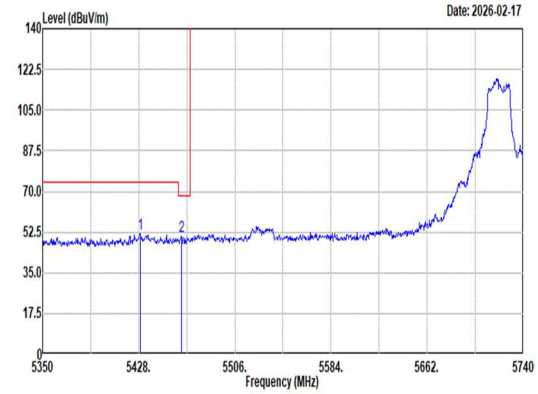 Site : 03CH11-HY Condition: STRADDLES U-NII-1&2A 3m 9120D_01620_250915 HORIZONTAL : RBW:1000.000kHz VBW:3000.000kHz SWT:Auto Freq Level Limit Line Margin Read Level Ant Factor Cable Loss Preamp Factor Aux Factor APos TPos Remark MHz dBuV/m dBuV/m dB dBuV dB/m dB dB dB cm deg 1 5429.17 51.65 74.00 -22.35 41.83 32.80 9.77 32.75 0.00 100 355 Peak 2 5462.71 50.49 68.20 -17.71 40.50 32.83 9.90 32.74 0.00 100 355 Peak	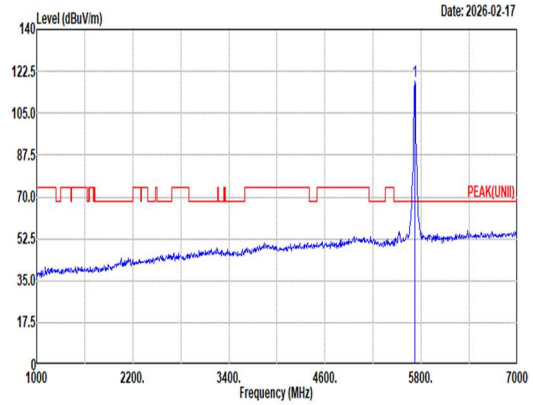 Site : 03CH11-HY Condition: PEAK(UNII) 3m 9120D_01620_250915 HORIZONTAL : RBW:1000.000kHz VBW:3000.000kHz SWT:Auto Freq Level Limit Line Margin Read Level Ant Factor Cable Loss Preamp Factor Aux Factor APos TPos Remark MHz dBuV/m dBuV/m dB dBuV dB/m dB dB dB cm deg 1 5720.00 118.57 ------ ------ 107.70 33.46 10.22 32.81 0.00 100 355 Peak
Avg	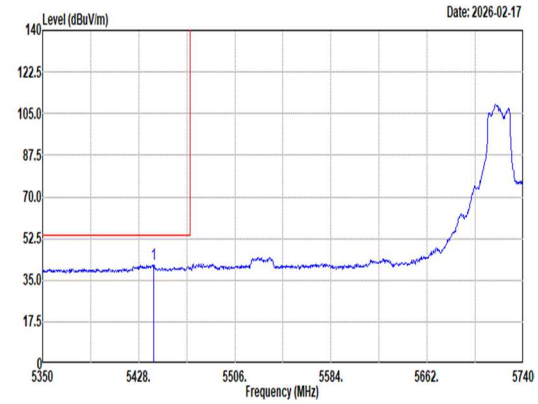 Site : 03CH11-HY Condition: U-NII-1&2A AVERAGE 3m 9120D_01620_250915 HORIZONTAL : RBW:1000.000kHz VBW:3000.000kHz SWT:Auto Freq Level Limit Line Margin Read Level Ant Factor Cable Loss Preamp Factor Aux Factor APos TPos Remark MHz dBuV/m dBuV/m dB dBuV dB/m dB dB dB cm deg 1 5440.09 41.77 54.00 -12.23 31.90 32.80 9.81 32.74 0.00 100 355 Average	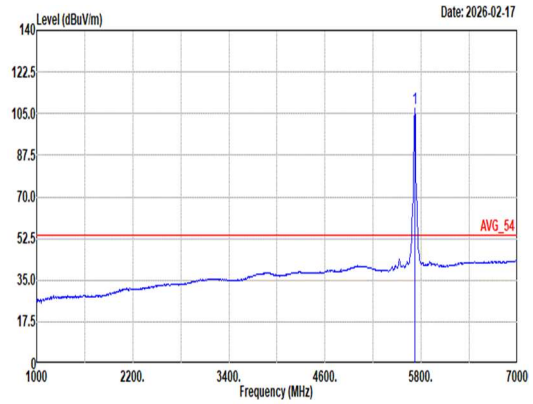 Site : 03CH11-HY Condition: AVG_54 3m 9120D_01620_250915 HORIZONTAL : RBW:1000.000kHz VBW:3000.000kHz SWT:Auto Freq Level Limit Line Margin Read Level Ant Factor Cable Loss Preamp Factor Aux Factor APos TPos Remark MHz dBuV/m dBuV/m dB dBuV dB/m dB dB dB cm deg 1 5720.00 107.50 ------ ------ 96.63 33.46 10.22 32.81 0.00 100 355 Average

Mode	138	
	Band Edge - R	
	U-NII-2C_5.47-5.725_802.11n HT20_CH144_5720MHz	
ANT	1+2	
Pol.	Horizontal	Fundamental
Peak	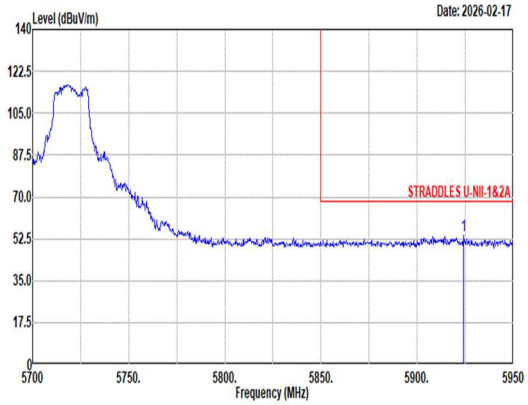 Site : 03CH11-HY Condition: STRADDLES U-NII-1&2A 3m 9120D_01620_250915 HORIZONTAL : RBW:1000.000kHz VBW:3000.000kHz SWT:Auto Freq Level Limit Line Margin Level Read Ant Factor Cable Loss Preamp Factor Aux Factor APos TPos Remark MHz dBuV/m dBuV/m dB dBuV dB/m dB dB dB cm deg 1 5924.25 54.05 68.20 -14.15 42.31 34.15 10.48 32.89 0.00 100 355 Peak	Blank

Mode	138	
	Band Edge - L	
	U-NII-2C_5.47-5.725_802.11n HT20_CH144_5720MHz	
ANT	1+2	
Pol.	Vertical	Fundamental
Peak	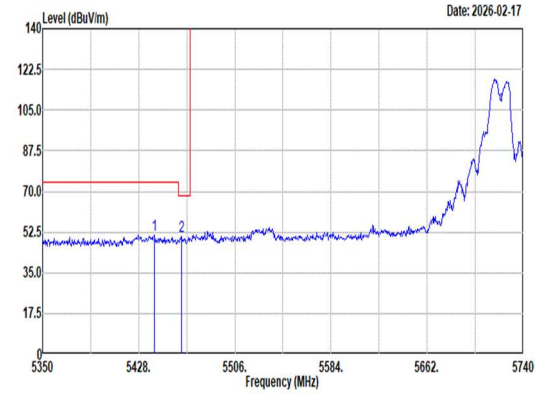 Site : 03CH11-HY Condition: STRADDLES U-NII-1&2A 3m 9120D_01620_250915 VERTICAL : RBW:1000.000kHz VBW:3000.000kHz SWT:Auto Freq Level Limit Line Margin Read Level Ant Factor Cable Loss Preamp Factor Aux Factor APos TPos Remark MHz dBuV/m dBuV/m dB dBuV dB/m dB dB dB cm deg 1 5440.48 51.42 74.00 -22.58 41.55 32.80 9.81 32.74 0.00 100 11 Peak 2 5462.71 50.52 68.20 -17.68 40.53 32.83 9.90 32.74 0.00 100 11 Peak	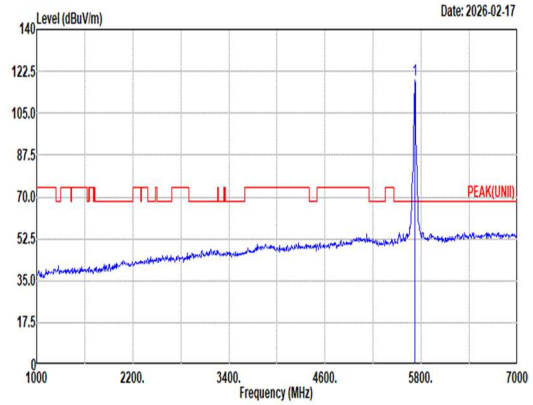 Site : 03CH11-HY Condition: PEAK(UNII) 3m 9120D_01620_250915 VERTICAL : RBW:1000.000kHz VBW:3000.000kHz SWT:Auto Freq Level Limit Line Margin Read Level Ant Factor Cable Loss Preamp Factor Aux Factor APos TPos Remark MHz dBuV/m dBuV/m dB dBuV dB/m dB dB dB cm deg 1 5720.00 118.85 ------ ------ 107.98 33.46 10.22 32.81 0.00 100 11 Peak
Avg	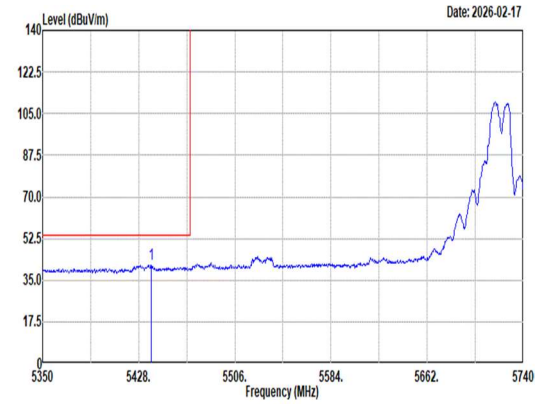 Site : 03CH11-HY Condition: U-NII-1&2A AVERAGE 3m 9120D_01620_250915 VERTICAL : RBW:1000.000kHz VBW:3000.000kHz SWT:Auto Freq Level Limit Line Margin Read Level Ant Factor Cable Loss Preamp Factor Aux Factor APos TPos Remark MHz dBuV/m dBuV/m dB dBuV dB/m dB dB dB cm deg 1 5438.14 41.63 54.00 -12.37 31.77 32.80 9.80 32.74 0.00 100 11 Average	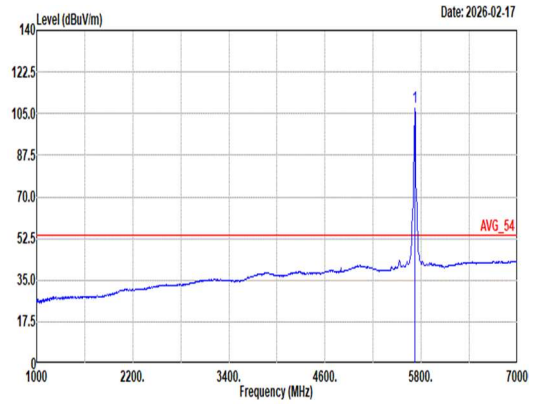 Site : 03CH11-HY Condition: AVG_54 3m 9120D_01620_250915 VERTICAL : RBW:1000.000kHz VBW:3000.000kHz SWT:Auto Freq Level Limit Line Margin Read Level Ant Factor Cable Loss Preamp Factor Aux Factor APos TPos Remark MHz dBuV/m dBuV/m dB dBuV dB/m dB dB dB cm deg 1 5720.00 107.76 ------ ------ 96.89 33.46 10.22 32.81 0.00 100 11 Average

Mode	138	
	Band Edge - R	
	U-NII-2C_5.47-5.725_802.11n HT20_CH144_5720MHz	
ANT	1+2	
Pol.	Vertical	Fundamental
Peak	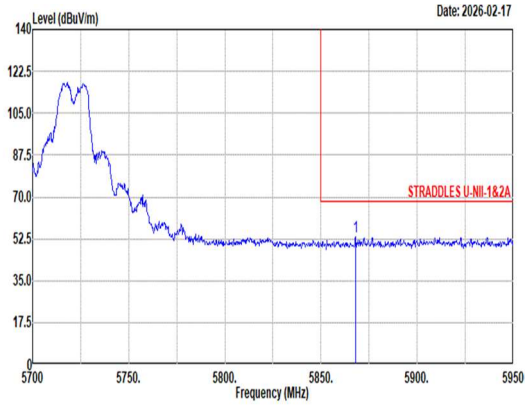 Site : 03CH11-HY Condition: STRADDLES U-NII-1&2A 3m 9120D_01620_250915 VERTICAL : RBW:1000.000kHz VBW:3000.000kHz SWT:Auto Limit Read Ant Cable Preamp Aux APos TPos Freq Level Line Margin Level Factor Loss Factor Factor Remark MHz dBuV/m dBuV/m dB dBuV dB/m dB dB dB cm deg 1 5868.00 53.18 68.20 -15.02 41.78 33.97 10.30 32.87 0.00 100 11 Peak	Blank

Mode	138	
	Harmonic	
	U-NII-2C_5.47-5.725_802.11n HT20_CH144_5720MHz	
ANT	1+2	
Pol.	Horizontal	Vertical
Peak Avg	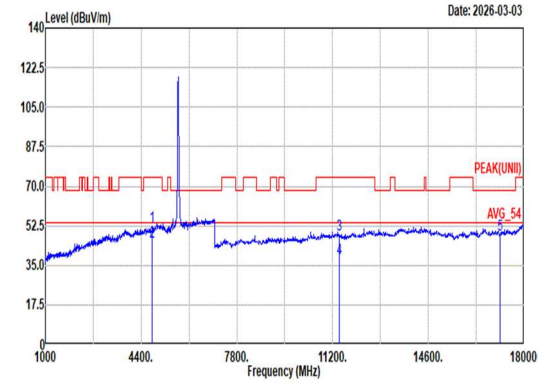 Site : 03CH11-HY Condition: PEAK(UNII) 3m 9120D_01620_250915 HORIZONTAL	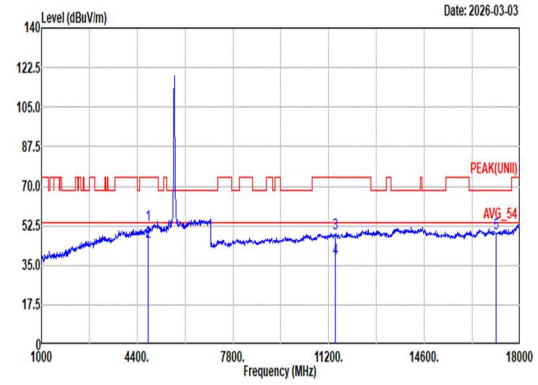 Site : 03CH11-HY Condition: PEAK(UNII) 3m 9120D_01620_250915 VERTICAL

Horizontal:

	Freq	Level	Limit Line	Margin	Read Level	Ant Factor	Cable Loss	Preamp Factor	Aux Factor	APos	TPos	Remark
	MHz	dBuV/m	dBuV/m	dB	dBuV	dB/m	dB	dB	dB	cm	deg	
1	4798.00	52.10	74.00	-21.90	43.44	32.29	9.23	32.86	0.00	274	337	Peak
2	4798.00	45.20	54.00	-8.80	36.54	32.29	9.23	32.86	0.00	274	337	Average
3	11440.00	48.48	74.00	-25.52	58.52	38.92	17.43	66.81	0.42	--	--	Peak
4	11440.00	37.85	54.00	-16.15	47.89	38.92	17.43	66.81	0.42	--	--	Average
5	17160.00	48.69	68.20	-19.51	55.02	38.06	21.53	66.37	0.45	--	--	Peak

Vertical:

	Freq	Level	Limit Line	Margin	Read Level	Ant Factor	Cable Loss	Preamp Factor	Aux Factor	APos	TPos	Remark
	MHz	dBuV/m	dBuV/m	dB	dBuV	dB/m	dB	dB	dB	cm	deg	
1	4798.00	52.69	74.00	-21.31	44.03	32.29	9.23	32.86	0.00	113	124	Peak
2	4798.00	45.36	54.00	-8.64	36.70	32.29	9.23	32.86	0.00	113	124	Average
3	11440.00	49.04	74.00	-24.96	59.08	38.92	17.43	66.81	0.42	--	--	Peak
4	11440.00	38.07	54.00	-15.93	48.11	38.92	17.43	66.81	0.42	--	--	Average
5	17160.00	49.36	68.20	-18.84	55.69	38.06	21.53	66.37	0.45	--	--	Peak

Mode	138	
	Harmonic	
	U-NII-2C_5.47-5.725_802.11n HT20_CH144_5720MHz	
ANT	1+2	
Pol.	Horizontal	Vertical
14.47G ~14.5G Avg	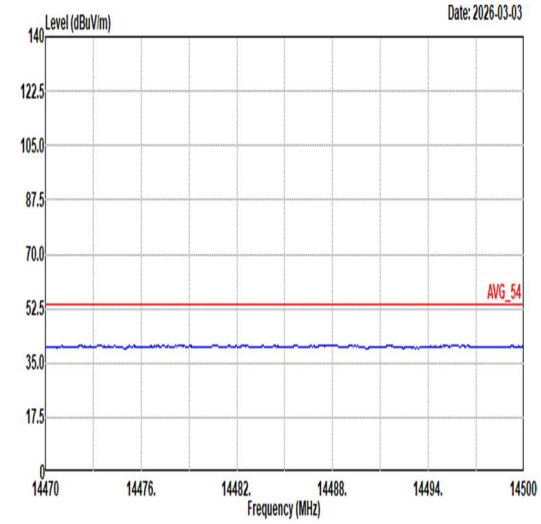 Site : 03CH11-HY Condition: AVG_54 3m 9120D_01620_250915 HORIZONTAL	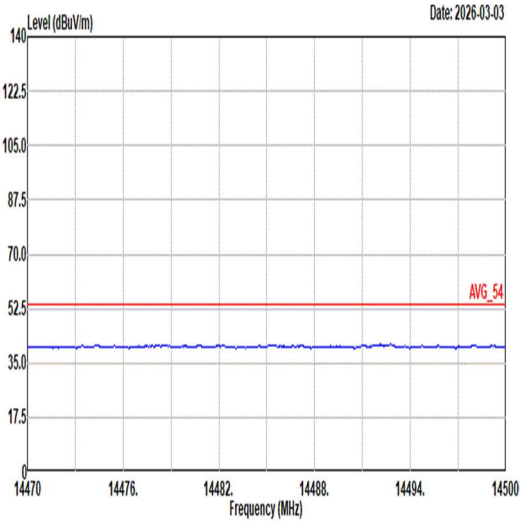 Site : 03CH11-HY Condition: AVG_54 3m 9120D_01620_250915 VERTICAL
17.7G ~18G Avg	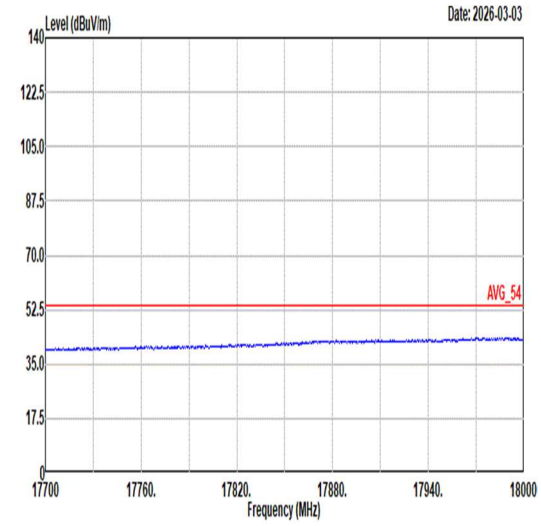 Site : 03CH11-HY Condition: AVG_54 3m 9120D_01620_250915 HORIZONTAL	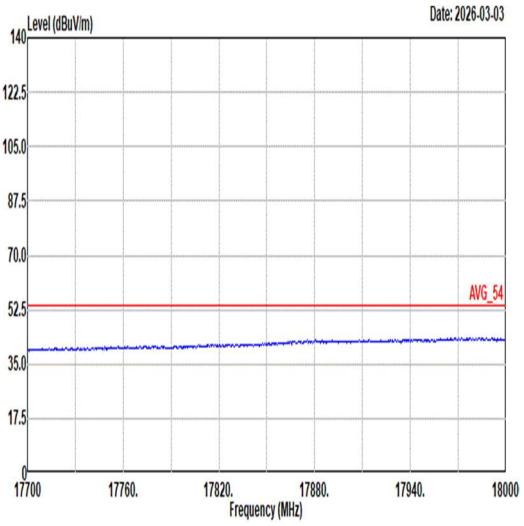 Site : 03CH11-HY Condition: AVG_54 3m 9120D_01620_250915 VERTICAL

Mode	139	
	Band Edge - L	
	U-NII-2C_5.47-5.725_802.11n HT40_CH102_5510MHz	
ANT	1+2	
Pol.	Horizontal	Fundamental
Peak	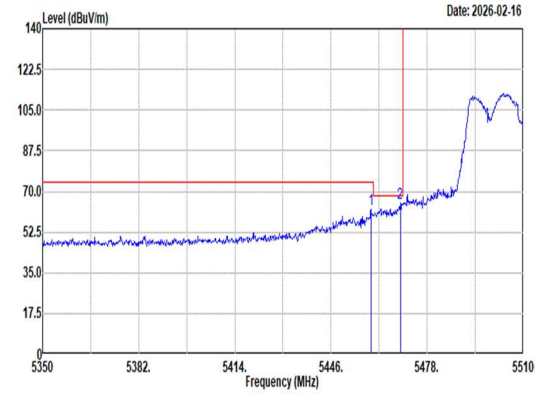 Site : 03CH11-HY Condition: PEAK_BE(UNII)_B3 3m 9120D_01620_250915 HORIZONTAL : RBW:1000.000kHz VBW:3000.000kHz SWT:Auto 1 5459.28 62.52 74.00 -11.48 52.55 32.82 9.89 32.74 0.00 284 192 Peak 2 5469.04 64.89 68.20 -3.31 54.87 32.84 9.92 32.74 0.00 284 192 Peak	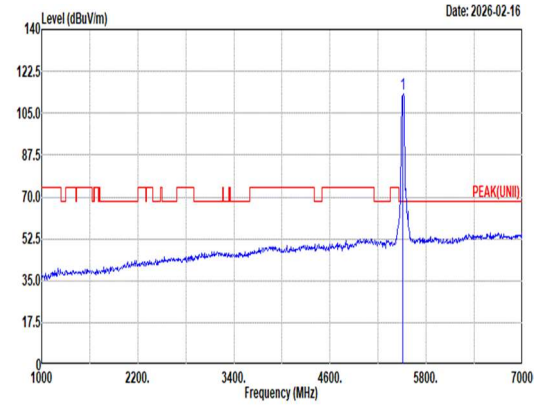 Site : 03CH11-HY Condition: PEAK(UNII) 3m 9120D_01620_250915 HORIZONTAL : RBW:1000.000kHz VBW:3000.000kHz SWT:Auto 1 5510.00 112.83 ------ ------ 102.60 32.86 10.11 32.74 0.00 284 192 Peak
Avg	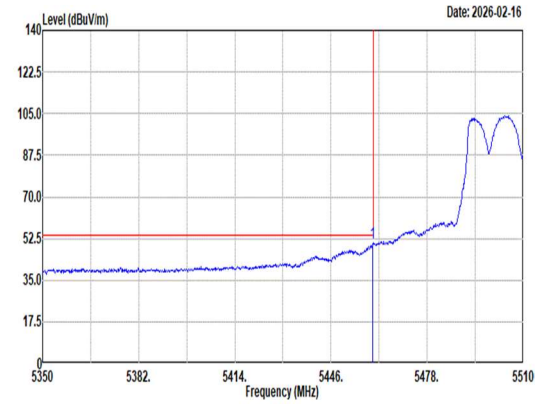 Site : 03CH11-HY Condition: AVG_BE(UNII)_B3 3m 9120D_01620_250915 HORIZONTAL : RBW:1000.000kHz VBW:3000.000kHz SWT:Auto 1 5459.92 50.81 54.00 -3.19 40.84 32.82 9.89 32.74 0.00 284 192 Average	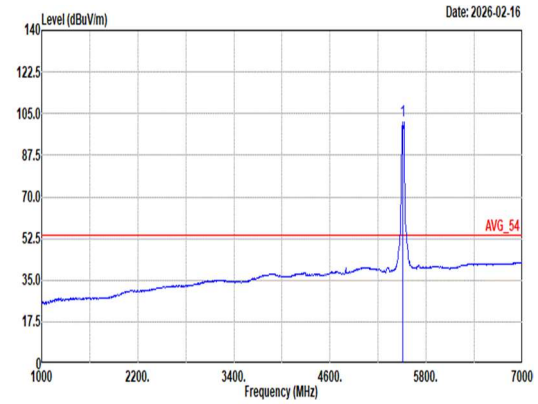 Site : 03CH11-HY Condition: AVG_54 3m 9120D_01620_250915 HORIZONTAL : RBW:1000.000kHz VBW:3000.000kHz SWT:Auto 1 5510.00 101.98 ------ ------ 91.74 32.85 10.13 32.74 0.00 284 192 Average

Mode	139	
	Band Edge - R	
	U-NII-2C_5.47-5.725_802.11n HT40_CH102_5510MHz	
ANT	1+2	
Pol.	Horizontal	Fundamental
Peak	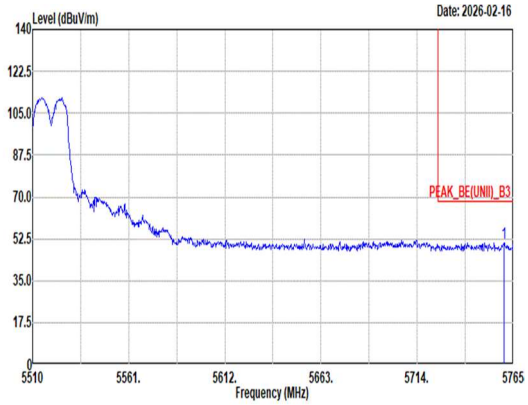 Site : 03CH11-HY Condition: PEAK_BE(UNII)_B3 3m 9120D_01620_250915 HORIZONTAL : RBW:1000.000kHz VBW:3000.000kHz SWT:Auto Freq Level Limit Line Margin Read Level Ant Factor Cable Loss Preamp Factor Aux Factor APos TPos Remark MHz dBuV/m dBuV/m dB dBuV dB/m dB dB dB cm deg 1 5760.16 50.93 68.20 -17.27 39.95 33.66 10.15 32.83 0.00 284 192 Peak	Blank

Mode	139	
	Band Edge - L	
	U-NII-2C_5.47-5.725_802.11n HT40_CH102_5510MHz	
ANT	1+2	
Pol.	Vertical	Fundamental
Peak	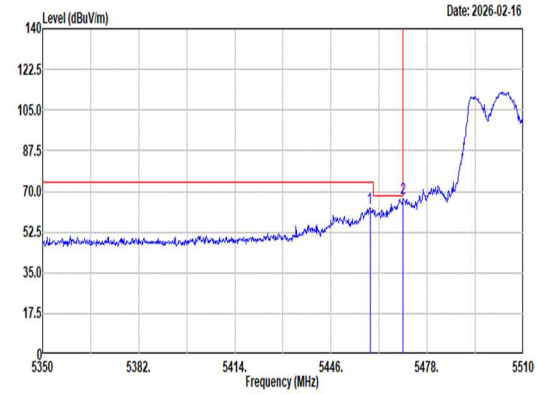 Site : 03CH11-HY Condition: PEAK_BE(UNII)_B3 3m 9120D_01620_250915 VERTICAL : RBW:1000.000kHz VBW:3000.000kHz SWT:Auto Freq Level Limit Line Margin Read Level Ant Factor Cable Loss Preamp Factor Aux Factor APos TPos Remark MHz dBuV/m dBuV/m dB dBuV dB/m dB dB dB cm deg 1 5458.96 62.89 74.00 -11.11 52.93 32.82 9.88 32.74 0.00 103 1 Peak 2 5470.00 66.88 68.20 -1.32 56.85 32.84 9.93 32.74 0.00 103 1 Peak	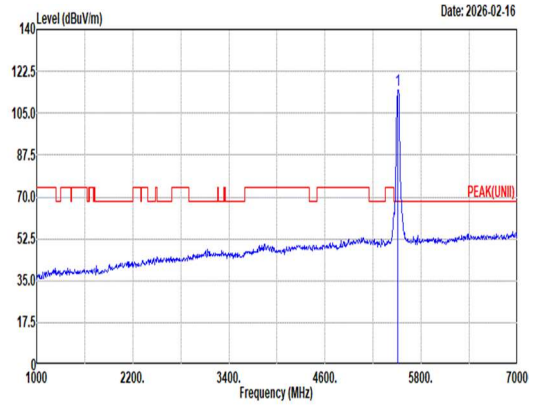 Site : 03CH11-HY Condition: PEAK(UNII) 3m 9120D_01620_250915 VERTICAL : RBW:1000.000kHz VBW:3000.000kHz SWT:Auto Freq Level Limit Line Margin Read Level Ant Factor Cable Loss Preamp Factor Aux Factor APos TPos Remark MHz dBuV/m dBuV/m dB dBuV dB/m dB dB dB cm deg 1 5510.00 114.59 ------ ------ 104.35 32.88 10.09 32.73 0.00 103 1 Peak
Avg	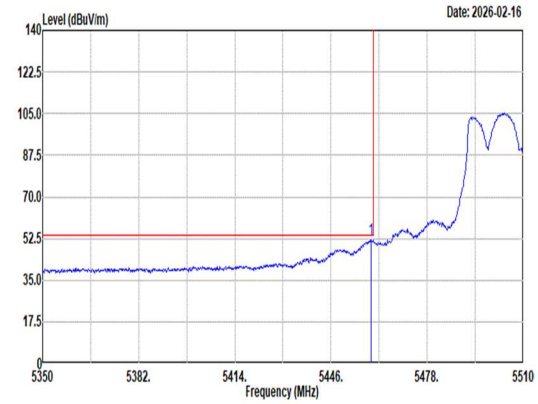 Site : 03CH11-HY Condition: AVG_BE(UNII)_B3 3m 9120D_01620_250915 VERTICAL : RBW:1000.000kHz VBW:3000.000kHz SWT:Auto Freq Level Limit Line Margin Read Level Ant Factor Cable Loss Preamp Factor Aux Factor APos TPos Remark MHz dBuV/m dBuV/m dB dBuV dB/m dB dB dB cm deg 1 5459.44 52.07 54.00 -1.93 42.10 32.82 9.89 32.74 0.00 103 1 Average	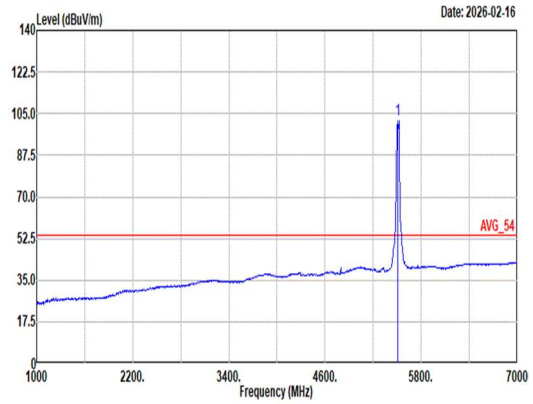 Site : 03CH11-HY Condition: AVG_54 3m 9120D_01620_250915 VERTICAL : RBW:1000.000kHz VBW:3000.000kHz SWT:Auto Freq Level Limit Line Margin Read Level Ant Factor Cable Loss Preamp Factor Aux Factor APos TPos Remark MHz dBuV/m dBuV/m dB dBuV dB/m dB dB dB cm deg 1 5510.00 102.57 ------ ------ 92.33 32.85 10.13 32.74 0.00 103 1 Average

Mode	139	
	Band Edge - R	
	U-NII-2C_5.47-5.725_802.11n HT40_CH102_5510MHz	
ANT	1+2	
Pol.	Vertical	Fundamental
Peak	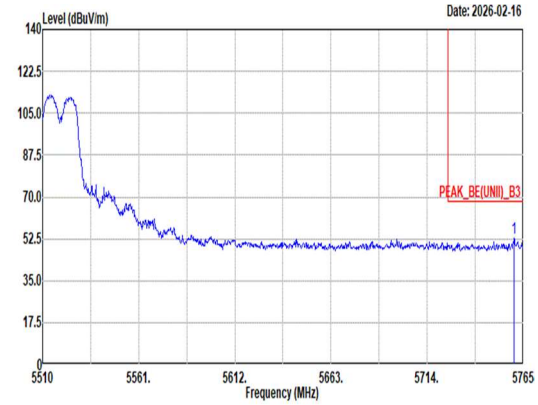 Site : 03CH11-HY Condition: PEAK_BE(UNII)_B3 3m 9120D_01620_250915 VERTICAL : RBW:1000.000kHz VBW:3000.000kHz SWT:Auto Limit Read Ant Cable Preamp Aux APos TPos Freq Level Line Margin Level Factor Loss Factor Factor Remark MHz dBuV/m dBuV/m dB dBuV dB/m dB dB dB cm deg 1 5760.16 52.58 68.20 -15.62 41.60 33.66 10.15 32.83 0.00 103 1 Peak	Blank

Mode	139	
	Harmonic	
	U-NII-2C_5.47-5.725_802.11n HT40_CH102_5510MHz	
ANT	1+2	
Pol.	Horizontal	Vertical
Peak Avg	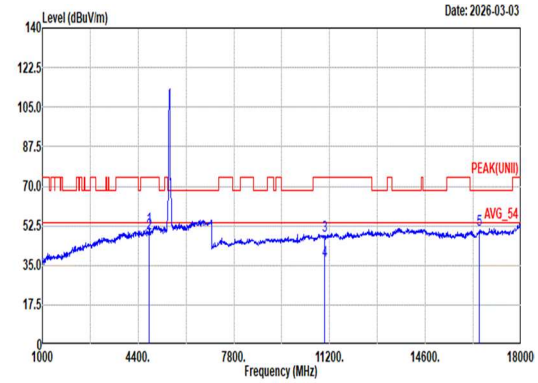 Site : 03CH11-HY Condition: PEAK(UNII) 3m 9120D_01620_250915 HORIZONTAL Freq Level Limit Line Margin Read Level Ant Factor Cable Loss Preamp Factor Aux Factor APos TPos Remark MHz dBuV/m dBuV/m dB dBuV dB/m dB dB dB cm deg 1 4798.00 52.00 74.00 -22.00 43.34 32.29 9.23 32.86 0.00 100 23 Peak 2 4798.00 49.25 54.00 -4.75 40.59 32.29 9.23 32.86 0.00 100 23 Average 3 11020.00 48.27 74.00 -25.73 59.15 38.66 17.06 66.97 0.37 -- -- Peak 4 11020.00 37.16 54.00 -16.84 48.04 38.66 17.06 66.97 0.37 -- -- Average 5 16530.00 50.72 68.20 -17.48 58.54 38.36 21.32 67.87 0.37 -- -- Peak	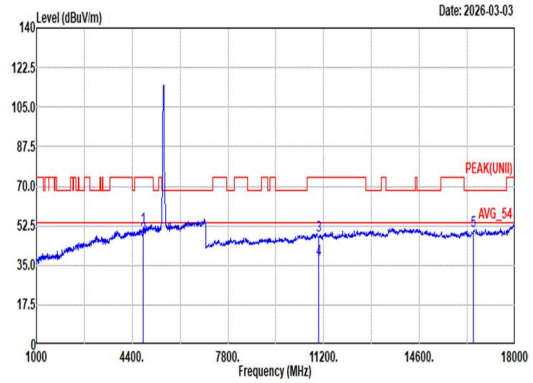 Site : 03CH11-HY Condition: PEAK(UNII) 3m 9120D_01620_250915 VERTICAL Freq Level Limit Line Margin Read Level Ant Factor Cable Loss Preamp Factor Aux Factor APos TPos Remark MHz dBuV/m dBuV/m dB dBuV dB/m dB dB dB cm deg 1 4798.00 51.78 74.00 -22.22 43.12 32.29 9.23 32.86 0.00 250 13 Peak 2 4798.00 47.35 54.00 -6.65 38.69 32.29 9.23 32.86 0.00 250 13 Average 3 11020.00 48.07 74.00 -25.93 58.95 38.66 17.06 66.97 0.37 -- -- Peak 4 11020.00 37.27 54.00 -16.73 48.15 38.66 17.06 66.97 0.37 -- -- Average 5 16530.00 50.38 68.20 -17.82 58.20 38.36 21.32 67.87 0.37 -- -- Peak

Mode	139	
	Harmonic	
	U-NII-2C_5.47-5.725_802.11n HT40_CH102_5510MHz	
ANT	1+2	
Pol.	Horizontal	Vertical
14.47G ~14.5G Avg	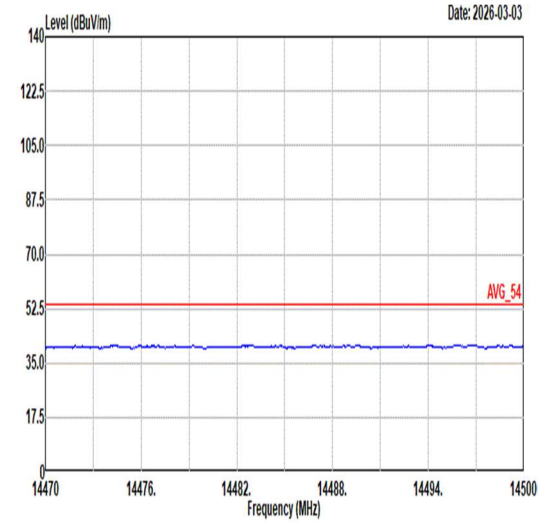 Site : 03CH11-HY Condition: AVG_54 3m 9120D_01620_250915 HORIZONTAL	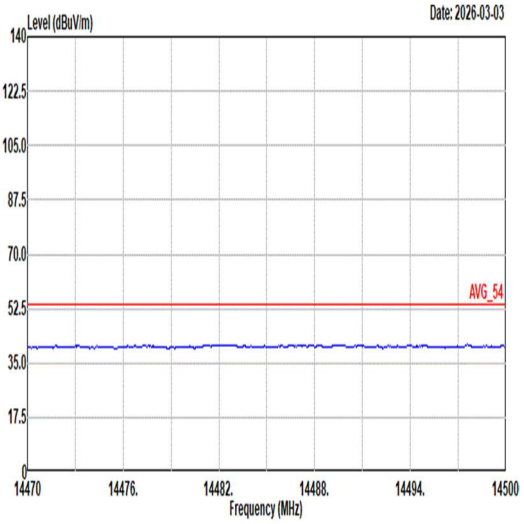 Site : 03CH11-HY Condition: AVG_54 3m 9120D_01620_250915 VERTICAL
17.7G ~18G Avg	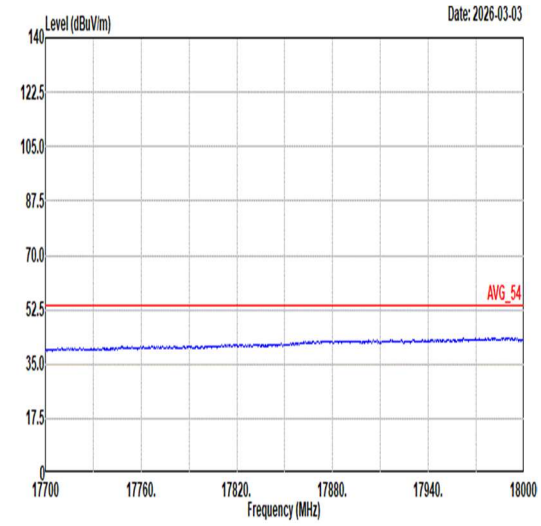 Site : 03CH11-HY Condition: AVG_54 3m 9120D_01620_250915 HORIZONTAL	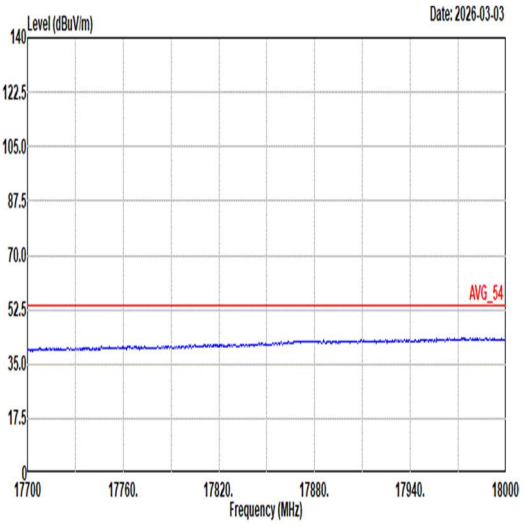 Site : 03CH11-HY Condition: AVG_54 3m 9120D_01620_250915 VERTICAL

Mode	140	
	Band Edge - L	
	U-NII-2C_5.47-5.725_802.11n HT40_CH110_5550MHz	
ANT	1+2	
Pol.	Horizontal	Fundamental
Peak	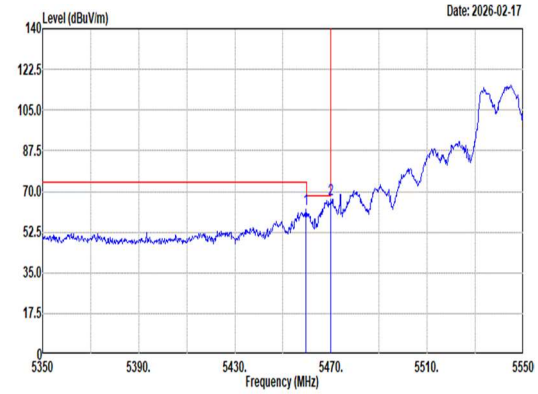 Site : 03CH11-HY Condition: PEAK_BE(UNII)_B3 3m 9120D_01620_250915 HORIZONTAL : RBW:1000.000kHz VBW:3000.000kHz SWT:Auto Freq Level Limit Line Margin Read Level Ant Factor Cable Loss Preamp Factor Aux Factor APos TPos Remark MHz dBuV/m dBuV/m dB dBuV dB/m dB dB dB cm deg 1 5459.40 62.26 74.00 -11.74 52.29 32.82 9.89 32.74 0.00 300 195 Peak 2 5470.00 66.33 68.20 -1.87 56.30 32.84 9.93 32.74 0.00 300 195 Peak	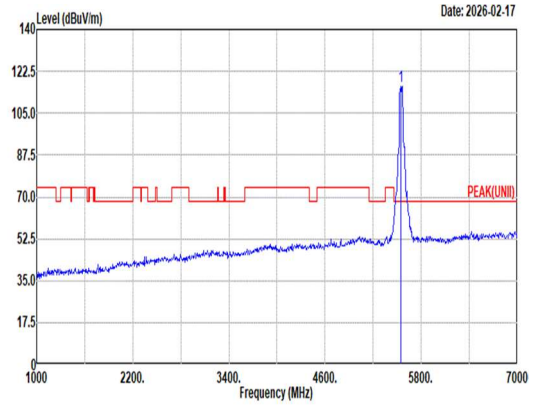 Site : 03CH11-HY Condition: PEAK(UNII) 3m 9120D_01620_250915 HORIZONTAL : RBW:1000.000kHz VBW:3000.000kHz SWT:Auto Freq Level Limit Line Margin Read Level Ant Factor Cable Loss Preamp Factor Aux Factor APos TPos Remark MHz dBuV/m dBuV/m dB dBuV dB/m dB dB dB cm deg 1 5550.00 116.14 ------ ------ 105.87 32.82 10.20 32.75 0.00 300 195 Peak
Avg	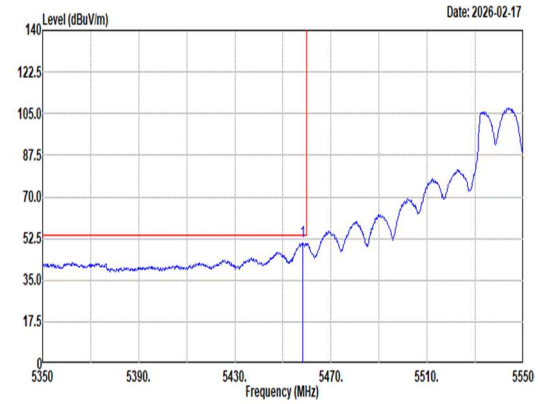 Site : 03CH11-HY Condition: AVG_BE(UNII)_B3 3m 9120D_01620_250915 HORIZONTAL : RBW:1000.000kHz VBW:3000.000kHz SWT:Auto Freq Level Limit Line Margin Read Level Ant Factor Cable Loss Preamp Factor Aux Factor APos TPos Remark MHz dBuV/m dBuV/m dB dBuV dB/m dB dB dB cm deg 1 5458.40 51.08 54.00 -2.92 41.12 32.82 9.88 32.74 0.00 300 195 Average	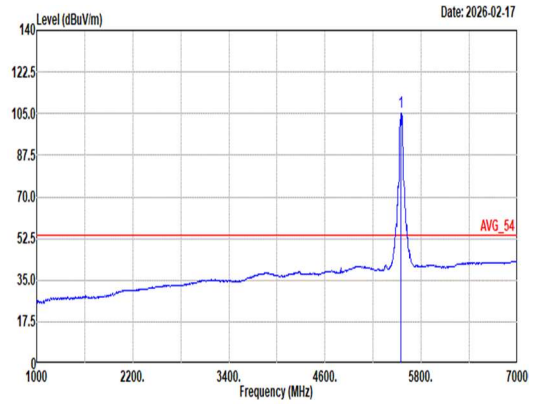 Site : 03CH11-HY Condition: AVG_54 3m 9120D_01620_250915 HORIZONTAL : RBW:1000.000kHz VBW:3000.000kHz SWT:Auto Freq Level Limit Line Margin Read Level Ant Factor Cable Loss Preamp Factor Aux Factor APos TPos Remark MHz dBuV/m dBuV/m dB dBuV dB/m dB dB dB cm deg 1 5550.00 105.62 ------ ------ 95.33 32.79 10.25 32.75 0.00 300 195 Average

Mode	140	
	Band Edge - R	
	U-NII-2C_5.47-5.725_802.11n HT40_CH110_5550MHz	
ANT	1+2	
Pol.	Horizontal	Fundamental
Peak	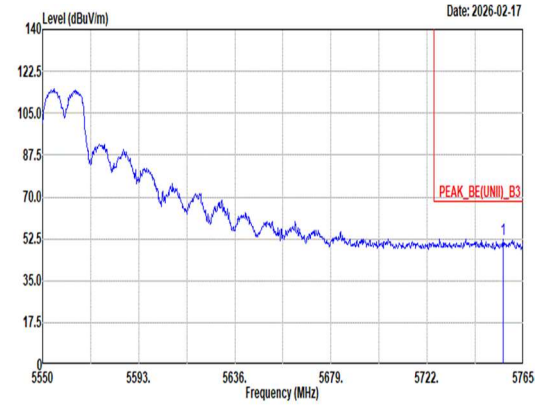 Site : 03CH11-HY Condition: PEAK_BE(UNII)_B3 3m 9120D_01620_250915 HORIZONTAL : RBW:1000.000kHz VBW:3000.000kHz SWT:Auto Freq Level Limit Line Margin Read Level Ant Factor Cable Loss Preamp Factor Aux Factor APos TPos Remark MHz dBuV/m dBuV/m dB dBuV dB/m dB dB dB cm deg 1 5755.97 52.21 68.20 -15.99 41.25 33.64 10.15 32.83 0.00 300 195 Peak	Blank

Mode	140	
	Band Edge - L	
	U-NII-2C_5.47-5.725_802.11n HT40_CH110_5550MHz	
ANT	1+2	
Pol.	Vertical	Fundamental
Peak	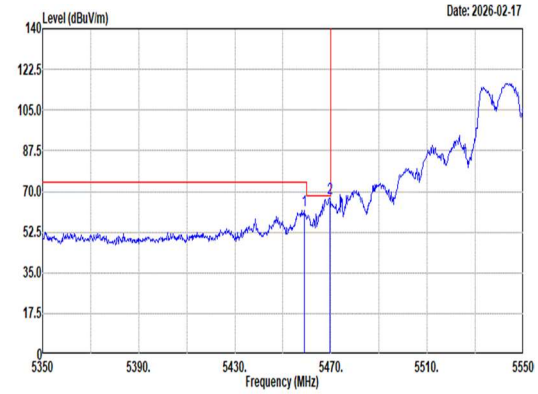 Site : 03CH11-HY Condition: PEAK_BE(UNII)_B3 3m 9120D_01620_250915 VERTICAL : RBW:1000.000kHz VBW:3000.000kHz SWT:Auto Freq Level Limit Line Margin Read Level Ant Factor Cable Loss Preamp Factor Aux Factor APos TPos Remark MHz dBuV/m dBuV/m dB dBuV dB/m dB dB dB cm deg 1 5458.80 61.82 74.00 -12.18 51.86 32.82 9.88 32.74 0.00 106 327 Peak 2 5469.60 67.15 68.20 -1.05 57.13 32.84 9.92 32.74 0.00 106 327 Peak	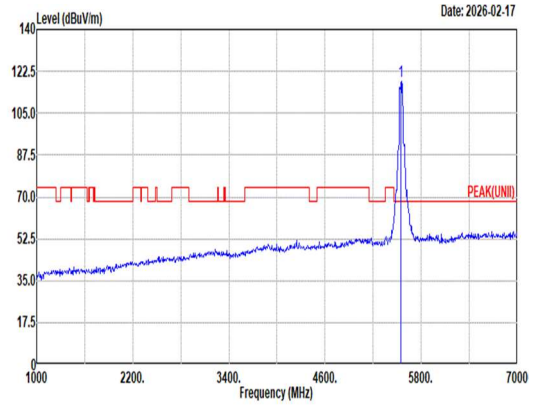 Site : 03CH11-HY Condition: PEAK(UNII) 3m 9120D_01620_250915 VERTICAL : RBW:1000.000kHz VBW:3000.000kHz SWT:Auto Freq Level Limit Line Margin Read Level Ant Factor Cable Loss Preamp Factor Aux Factor APos TPos Remark MHz dBuV/m dBuV/m dB dBuV dB/m dB dB dB cm deg 1 5550.00 118.40 ------ ------ 108.11 32.79 10.25 32.75 0.00 106 327 Peak
Avg	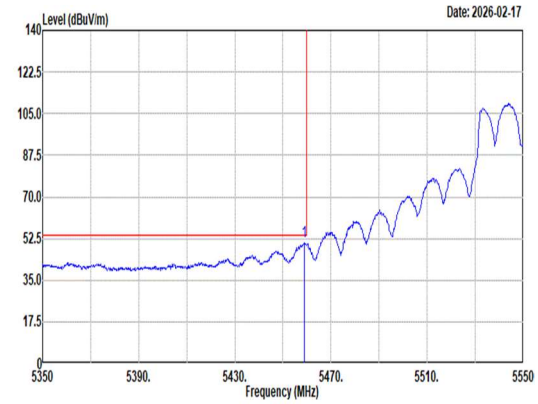 Site : 03CH11-HY Condition: AVG_BE(UNII)_B3 3m 9120D_01620_250915 VERTICAL : RBW:1000.000kHz VBW:3000.000kHz SWT:Auto Freq Level Limit Line Margin Read Level Ant Factor Cable Loss Preamp Factor Aux Factor APos TPos Remark MHz dBuV/m dBuV/m dB dBuV dB/m dB dB dB cm deg 1 5459.00 51.07 54.00 -2.93 41.11 32.82 9.88 32.74 0.00 106 327 Average	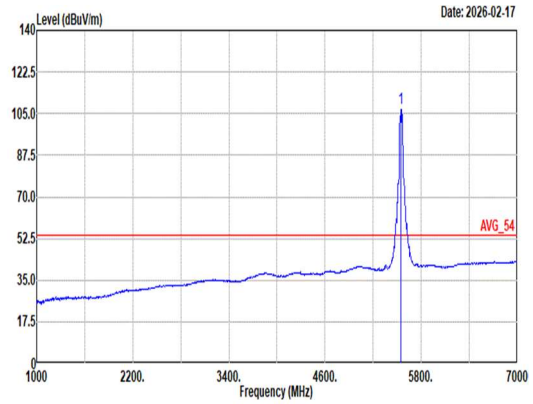 Site : 03CH11-HY Condition: AVG_54 3m 9120D_01620_250915 VERTICAL : RBW:1000.000kHz VBW:3000.000kHz SWT:Auto Freq Level Limit Line Margin Read Level Ant Factor Cable Loss Preamp Factor Aux Factor APos TPos Remark MHz dBuV/m dBuV/m dB dBuV dB/m dB dB dB cm deg 1 5550.00 107.13 ------ ------ 96.84 32.79 10.25 32.75 0.00 106 327 Average

Mode	140	
	Band Edge - R	
	U-NII-2C_5.47-5.725_802.11n HT40_CH110_5550MHz	
ANT	1+2	
Pol.	Vertical	Fundamental
Peak	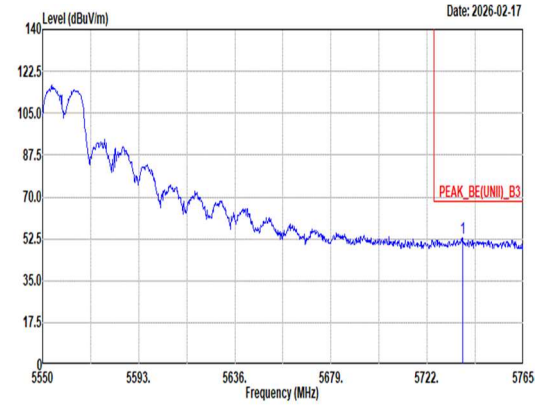 Site : 03CH11-HY Condition: PEAK_BE(UNII)_B3 3m 9120D_01620_250915 VERTICAL : RBW:1000.000kHz VBW:3000.000kHz SWT:Auto Limit Read Ant Cable Preamp Aux APos TPos Freq Level Line Margin Level Factor Loss Factor Factor Remark MHz dBuV/m dBuV/m dB dBuV dB/m dB dB dB cm deg 1 5737.91 52.97 68.20 -15.23 42.05 33.55 10.19 32.82 0.00 106 327 Peak	Blank

Mode	140	
	Harmonic	
	U-NII-2C_5.47-5.725_802.11n HT40_CH110_5550MHz	
ANT	1+2	
Pol.	Horizontal	Vertical
Peak Avg	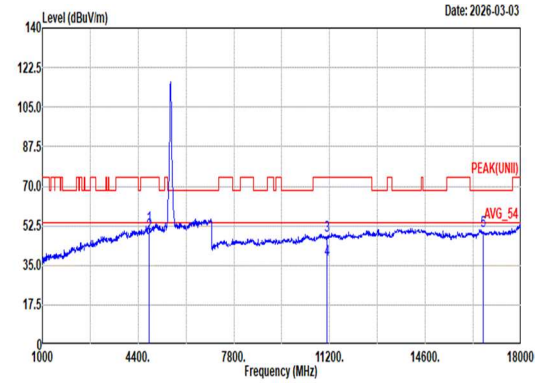 Site : 03CH11-HY Condition: PEAK(UNII) 3m 9120D_01620_250915 HORIZONTAL Freq Level Limit Line Margin Read Level Ant Factor Cable Loss Preamp Factor Aux Factor APos TPos Remark MHz dBuV/m dBuV/m dB dBuV dB/m dB dB dB cm deg 1 4798.00 52.07 74.00 -21.93 43.41 32.29 9.23 32.86 0.00 100 24 Peak 2 4798.00 48.97 54.00 -5.03 40.31 32.29 9.23 32.86 0.00 100 24 Average 3 11100.00 48.17 74.00 -25.83 58.90 38.70 17.13 66.94 0.38 -- -- Peak 4 11100.00 37.27 54.00 -16.73 48.00 38.70 17.13 66.94 0.38 -- -- Average 5 16650.00 49.93 68.20 -18.27 57.43 38.20 21.35 67.44 0.39 -- -- Peak	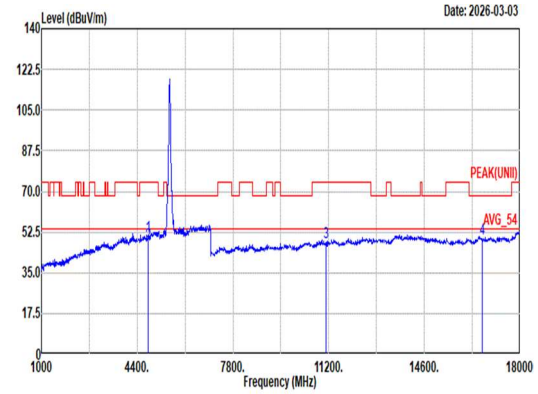 Site : 03CH11-HY Condition: PEAK(UNII) 3m 9120D_01620_250915 VERTICAL Freq Level Limit Line Margin Read Level Ant Factor Cable Loss Preamp Factor Aux Factor APos TPos Remark MHz dBuV/m dBuV/m dB dBuV dB/m dB dB dB cm deg 1 4798.00 50.78 74.00 -23.22 42.12 32.29 9.23 32.86 0.00 250 11 Peak 2 4798.00 47.39 54.00 -6.61 38.73 32.29 9.23 32.86 0.00 250 11 Average 3 11100.00 47.82 74.00 -26.18 58.55 38.70 17.13 66.94 0.38 -- -- Peak 4 16650.00 49.82 68.20 -18.38 57.32 38.20 21.35 67.44 0.39 -- -- Peak

Mode	140	
	Harmonic	
	U-NII-2C_5.47-5.725_802.11n HT40_CH110_5550MHz	
ANT	1+2	
Pol.	Horizontal	Vertical
14.47G ~14.5G Avg	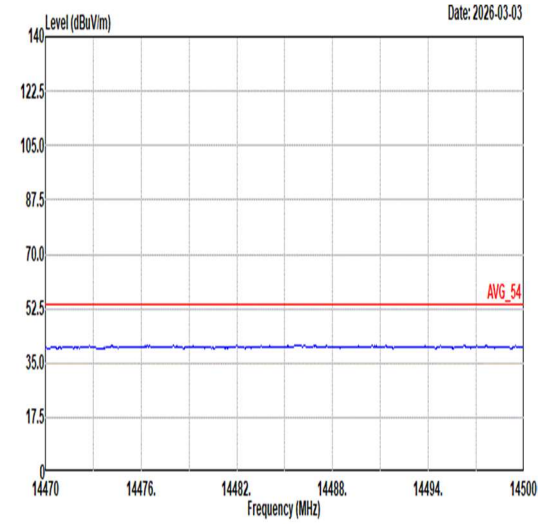 Site : 03CH11-HY Condition: AVG_54 3m 9120D_01620_250915 HORIZONTAL	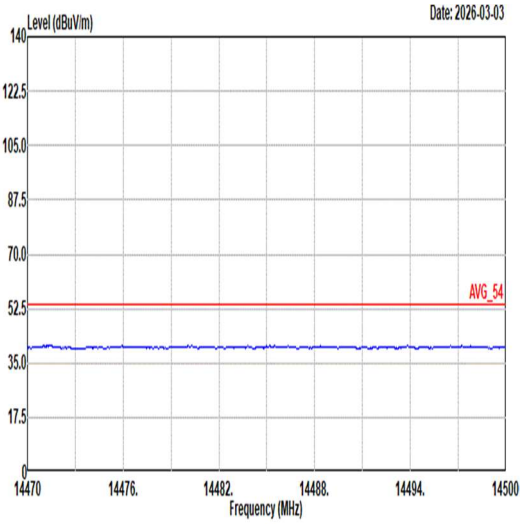 Site : 03CH11-HY Condition: AVG_54 3m 9120D_01620_250915 VERTICAL
17.7G ~18G Avg	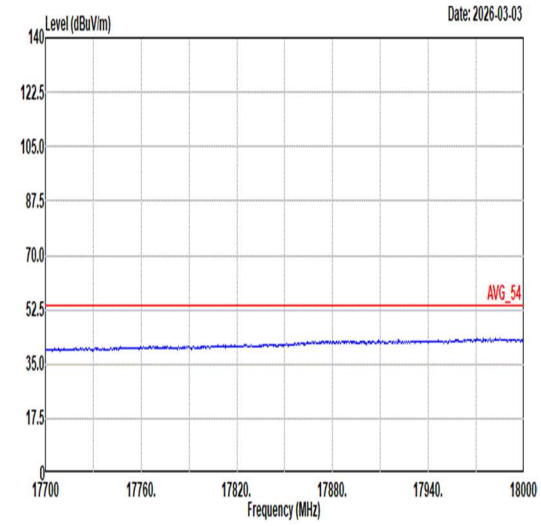 Site : 03CH11-HY Condition: AVG_54 3m 9120D_01620_250915 HORIZONTAL	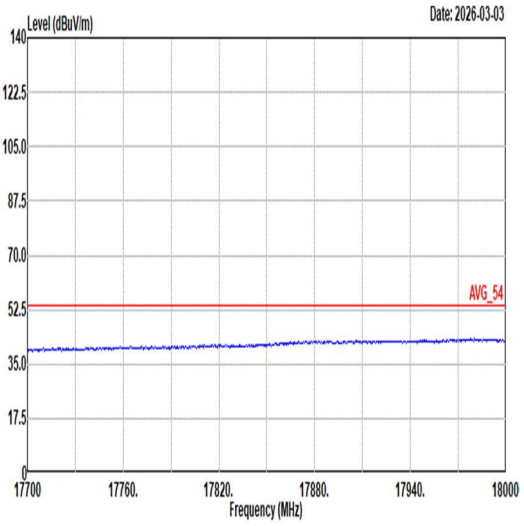 Site : 03CH11-HY Condition: AVG_54 3m 9120D_01620_250915 VERTICAL

Mode	141	
	Band Edge - L	
	U-NII-2C_5.47-5.725_802.11n HT40_CH134_5670MHz	
ANT	1+2	
Pol.	Horizontal	Fundamental
Peak	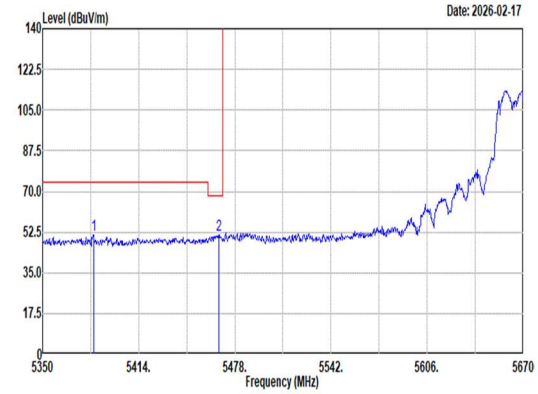 Site : 03CH11-HY Condition: PEAK_BE(UNII)_B3 3m 9120D_01620_250915 HORIZONTAL : RBW:1000.000kHz VBW:3000.000kHz SWT:Auto Freq Level Limit Line Margin Read Level Ant Factor Cable Loss Preamp Factor Aux Factor APos TPos Remark MHz dBuV/m dBuV/m dB dBuV dB/m dB dB dB cm deg 1 5383.92 51.05 74.00 -22.95 41.29 32.86 9.66 32.76 0.00 253 360 Peak 2 5467.12 51.02 68.20 -17.18 41.01 32.83 9.92 32.74 0.00 253 360 Peak	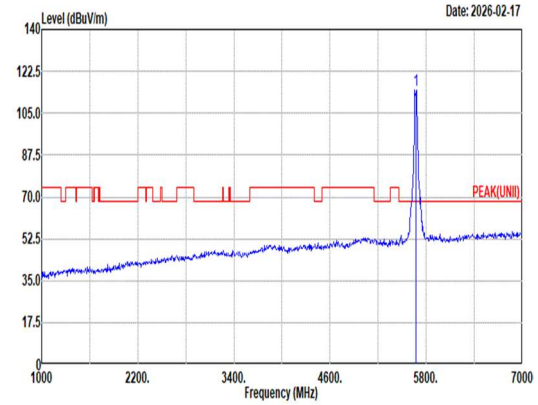 Site : 03CH11-HY Condition: PEAK(UNII) 3m 9120D_01620_250915 HORIZONTAL : RBW:1000.000kHz VBW:3000.000kHz SWT:Auto Freq Level Limit Line Margin Read Level Ant Factor Cable Loss Preamp Factor Aux Factor APos TPos Remark MHz dBuV/m dBuV/m dB dBuV dB/m dB dB dB cm deg 1 5670.00 114.68 ------ ------ 103.96 33.24 10.28 32.80 0.00 253 360 Peak
Avg	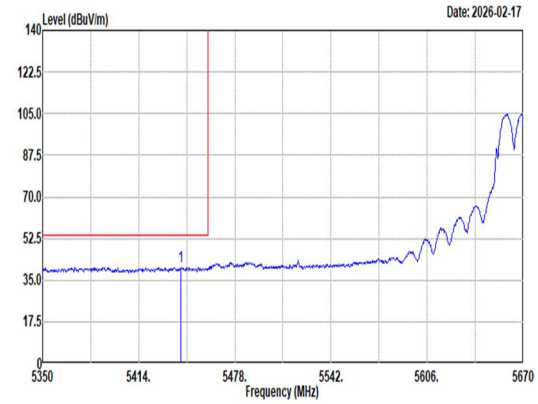 Site : 03CH11-HY Condition: AVG_BE(UNII)_B3 3m 9120D_01620_250915 HORIZONTAL : RBW:1000.000kHz VBW:3000.000kHz SWT:Auto Freq Level Limit Line Margin Read Level Ant Factor Cable Loss Preamp Factor Aux Factor APos TPos Remark MHz dBuV/m dBuV/m dB dBuV dB/m dB dB dB cm deg 1 5441.84 40.74 54.00 -13.26 30.86 32.80 9.82 32.74 0.00 253 360 Average	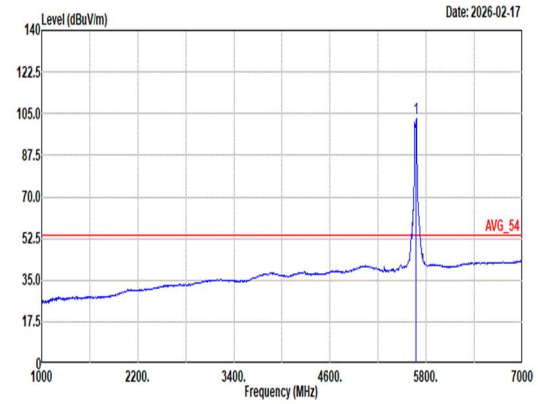 Site : 03CH11-HY Condition: AVG_54 3m 9120D_01620_250915 HORIZONTAL : RBW:1000.000kHz VBW:3000.000kHz SWT:Auto Freq Level Limit Line Margin Read Level Ant Factor Cable Loss Preamp Factor Aux Factor APos TPos Remark MHz dBuV/m dBuV/m dB dBuV dB/m dB dB dB cm deg 1 5670.00 103.24 ------ ------ 92.52 33.24 10.28 32.80 0.00 253 360 Average

Mode	141	
	Band Edge - R	
	U-NII-2C_5.47-5.725_802.11n HT40_CH134_5670MHz	
ANT	1+2	
Pol.	Horizontal	Fundamental
Peak	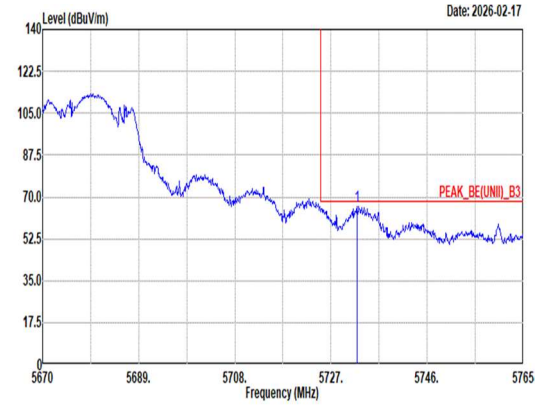 Site : 03CH11-HY Condition: PEAK_BE(UNII)_B3 3m 9120D_01620_250915 HORIZONTAL : RBW:1000.000kHz VBW:3000.000kHz SWT:Auto Freq Level Limit Line Margin Read Level Ant Factor Cable Loss Preamp Factor Aux Factor APos TPos Remark MHz dBuV/m dBuV/m dB dBuV dB/m dB dB dB cm deg 1 5732.23 66.21 68.20 -1.99 55.30 33.53 10.20 32.82 0.00 253 360 Peak	Blank

Mode	141	
	Band Edge - L	
	U-NII-2C_5.47-5.725_802.11n HT40_CH134_5670MHz	
ANT	1+2	
Pol.	Vertical	Fundamental
Peak	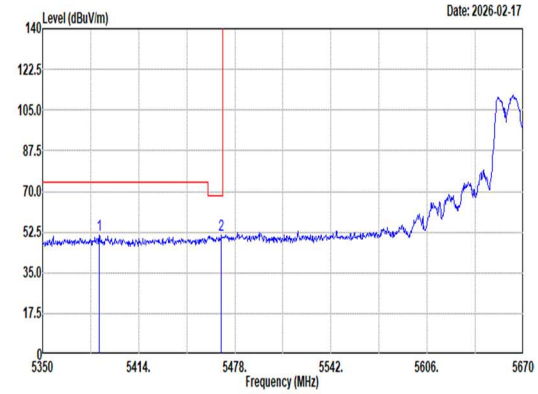 Site : 03CH11-HY Condition: PEAK_BE(UNII)_B3 3m 9120D_01620_250915 VERTICAL : RBW:1000.000kHz VBW:3000.000kHz SWT:Auto Freq Level Limit Line Margin Read Level Ant Factor Cable Loss Preamp Factor Aux Factor APos TPos Remark MHz dBuV/m dBuV/m dB dBuV dB/m dB dB dB cm deg 1 5387.76 51.14 74.00 -22.86 41.38 32.85 9.66 32.75 0.00 100 323 Peak 2 5469.04 51.45 68.20 -16.75 41.43 32.84 9.92 32.74 0.00 100 323 Peak	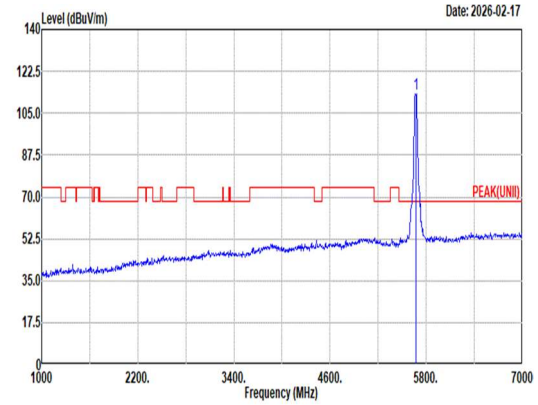 Site : 03CH11-HY Condition: PEAK(UNII) 3m 9120D_01620_250915 VERTICAL : RBW:1000.000kHz VBW:3000.000kHz SWT:Auto Freq Level Limit Line Margin Read Level Ant Factor Cable Loss Preamp Factor Aux Factor APos TPos Remark MHz dBuV/m dBuV/m dB dBuV dB/m dB dB dB cm deg 1 5670.00 113.04 ------ ------ 102.28 33.29 10.27 32.80 0.00 100 323 Peak
Avg	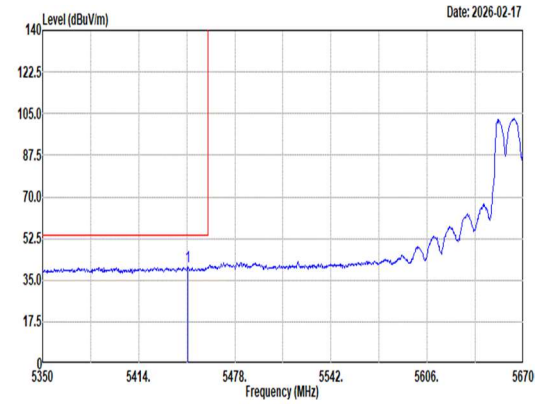 Site : 03CH11-HY Condition: AVG_BE(UNII)_B3 3m 9120D_01620_250915 VERTICAL : RBW:1000.000kHz VBW:3000.000kHz SWT:Auto Freq Level Limit Line Margin Read Level Ant Factor Cable Loss Preamp Factor Aux Factor APos TPos Remark MHz dBuV/m dBuV/m dB dBuV dB/m dB dB dB cm deg 1 5446.64 40.89 54.00 -13.11 30.99 32.80 9.84 32.74 0.00 100 323 Average	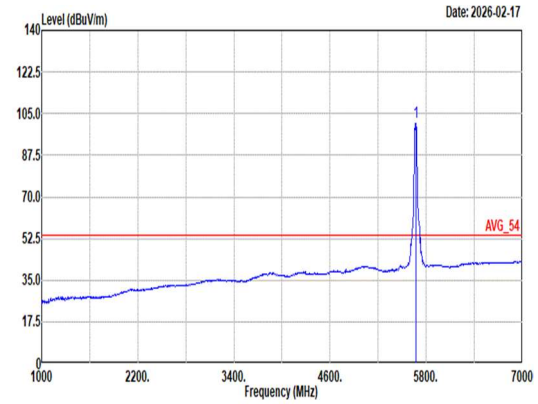 Site : 03CH11-HY Condition: AVG_54 3m 9120D_01620_250915 VERTICAL : RBW:1000.000kHz VBW:3000.000kHz SWT:Auto Freq Level Limit Line Margin Read Level Ant Factor Cable Loss Preamp Factor Aux Factor APos TPos Remark MHz dBuV/m dBuV/m dB dBuV dB/m dB dB dB cm deg 1 5670.00 101.51 ------ ------ 90.83 33.19 10.29 32.80 0.00 100 323 Average

Mode	141	
	Band Edge - R	
	U-NII-2C_5.47-5.725_802.11n HT40_CH134_5670MHz	
ANT	1+2	
Pol.	Vertical	Fundamental
Peak	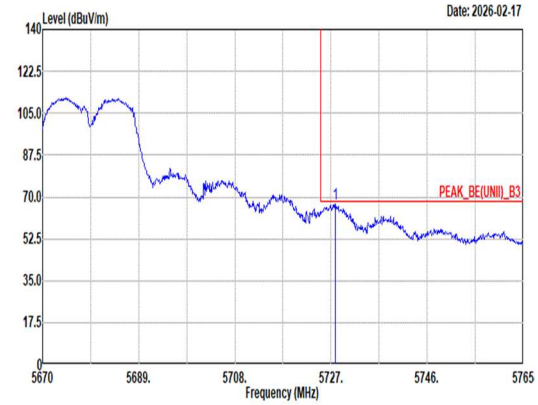 Site : 03CH11-HY Condition: PEAK_BE(UNII)_B3 3m 9120D_01620_250915 VERTICAL : RBW:1000.000kHz VBW:3000.000kHz SWT:Auto Limit Read Ant Cable Preamp Aux APos TPos Freq Level Line Margin Level Factor Loss Factor Factor Remark MHz dBuV/m dBuV/m dB dBuV dB/m dB dB dB cm deg 1 5727.86 66.88 68.20 -1.32 55.99 33.51 10.20 32.82 0.00 100 323 Peak	Blank

Mode	141	
	Harmonic	
	U-NII-2C_5.47-5.725_802.11n HT40_CH134_5670MHz	
ANT	1+2	
Pol.	Horizontal	Vertical
Peak Avg	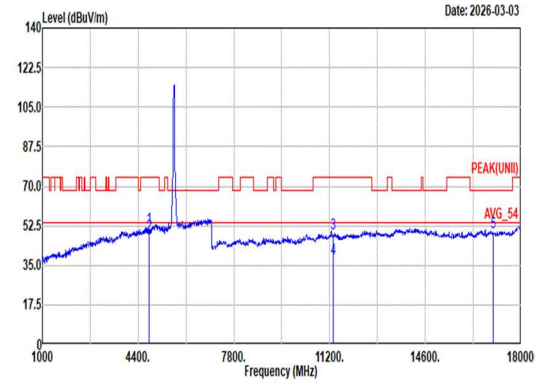 Site : 03CH11-HY Condition: PEAK(UNII) 3m 9120D_01620_250915 HORIZONTAL 1 4798.00 51.74 74.00 -22.26 43.08 32.29 9.23 32.86 0.00 100 23 Peak 2 4798.00 48.68 54.00 -5.32 40.02 32.29 9.23 32.86 0.00 100 23 Average 3 11340.00 49.26 74.00 -24.74 59.36 39.00 17.34 66.85 0.41 -- -- Peak 4 11340.00 38.14 54.00 -15.86 48.24 39.00 17.34 66.85 0.41 -- -- Average 5 17010.00 49.62 68.20 -18.58 56.13 37.82 21.44 66.20 0.43 -- -- Peak	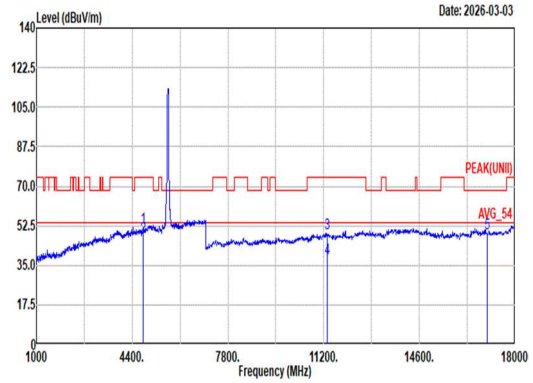 Site : 03CH11-HY Condition: PEAK(UNII) 3m 9120D_01620_250915 VERTICAL 1 4798.00 51.58 74.00 -22.42 42.92 32.29 9.23 32.86 0.00 250 9 Peak 2 4798.00 47.60 54.00 -6.40 38.94 32.29 9.23 32.86 0.00 250 9 Average 3 11340.00 48.93 74.00 -25.07 59.03 39.00 17.34 66.85 0.41 -- -- Peak 4 11340.00 38.27 54.00 -15.73 48.37 39.00 17.34 66.85 0.41 -- -- Average 5 17010.00 49.39 68.20 -18.81 55.90 37.82 21.44 66.20 0.43 -- -- Peak

Mode	141	
	Harmonic	
	U-NII-2C_5.47-5.725_802.11n HT40_CH134_5670MHz	
ANT	1+2	
Pol.	Horizontal	Vertical
14.47G ~14.5G Avg	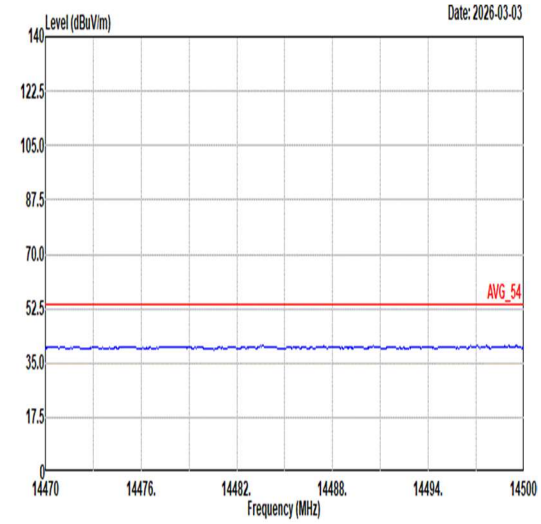 Site : 03CH11-HY Condition: AVG_54 3m 9120D_01620_250915 HORIZONTAL	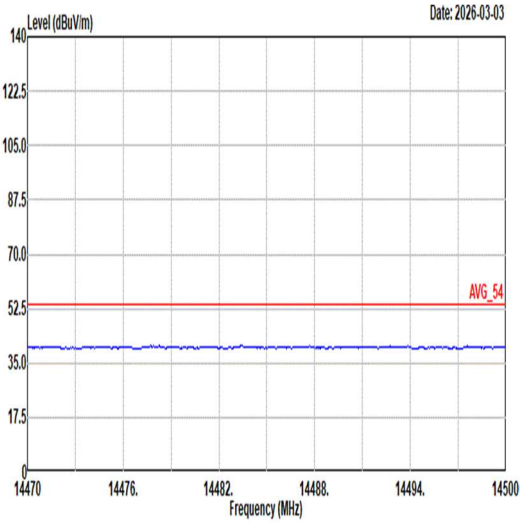 Site : 03CH11-HY Condition: AVG_54 3m 9120D_01620_250915 VERTICAL
17.7G ~18G Avg	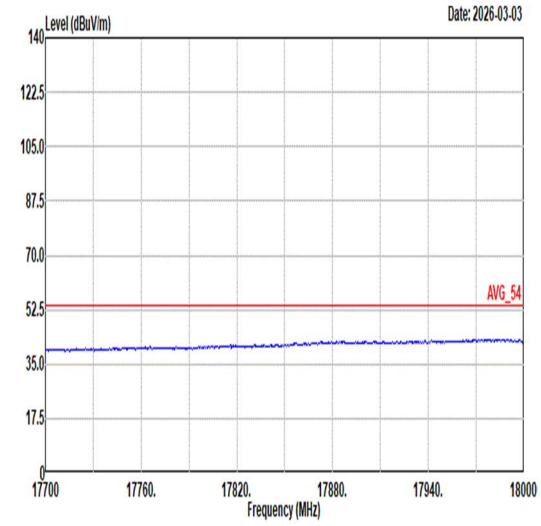 Site : 03CH11-HY Condition: AVG_54 3m 9120D_01620_250915 HORIZONTAL	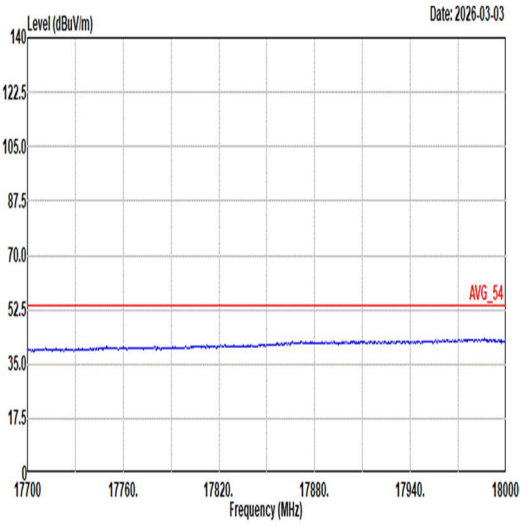 Site : 03CH11-HY Condition: AVG_54 3m 9120D_01620_250915 VERTICAL

Mode	142	
	Band Edge - L	
	U-NII-2C_5.47-5.725_802.11n HT40_CH142_5710MHz	
ANT	1+2	
Pol.	Horizontal	Fundamental
Peak	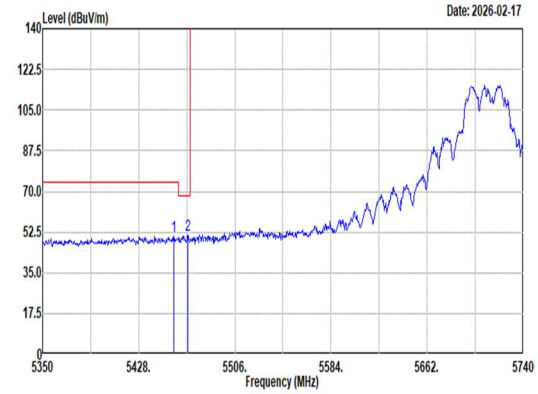 Site : 03CH11-HY Condition: STRADDLES U-NII-1&2A 3m 9120D_01620_250915 HORIZONTAL : RBW:1000.000kHz VBW:3000.000kHz SWT:Auto Freq Level Limit Line Margin Read Level Ant Factor Cable Loss Preamp Factor Aux Factor APos TPos Remark MHz dBuV/m dBuV/m dB dBuV dB/m dB dB dB cm deg 1 5456.47 50.72 74.00 -23.28 40.78 32.81 9.87 32.74 0.00 242 0 Peak 2 5467.78 51.45 68.20 -16.75 41.43 32.84 9.92 32.74 0.00 242 0 Peak	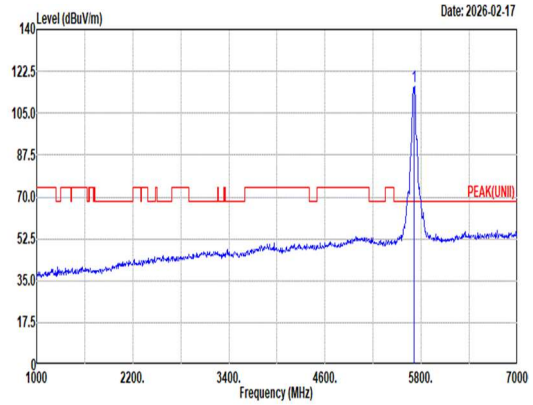 Site : 03CH11-HY Condition: PEAK(UNII) 3m 9120D_01620_250915 HORIZONTAL : RBW:1000.000kHz VBW:3000.000kHz SWT:Auto Freq Level Limit Line Margin Read Level Ant Factor Cable Loss Preamp Factor Aux Factor APos TPos Remark MHz dBuV/m dBuV/m dB dBuV dB/m dB dB dB cm deg 1 5710.00 115.99 ------ ------ 105.10 33.49 10.21 32.81 0.00 242 0 Peak
Avg	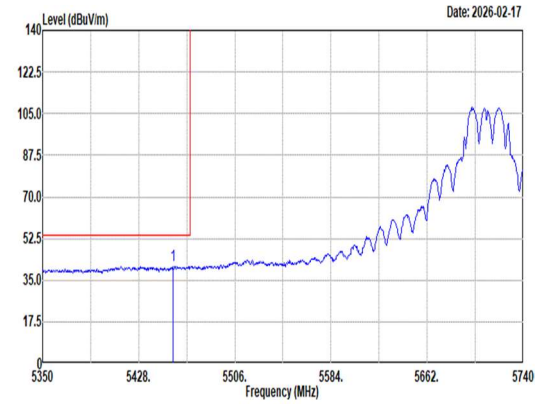 Site : 03CH11-HY Condition: U-NII-1&2A AVERAGE 3m 9120D_01620_250915 HORIZONTAL : RBW:1000.000kHz VBW:3000.000kHz SWT:Auto Freq Level Limit Line Margin Read Level Ant Factor Cable Loss Preamp Factor Aux Factor APos TPos Remark MHz dBuV/m dBuV/m dB dBuV dB/m dB dB dB cm deg 1 5455.69 41.07 54.00 -12.93 31.13 32.81 9.87 32.74 0.00 242 0 Average	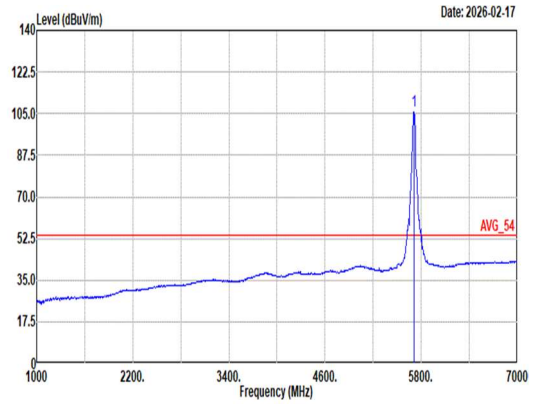 Site : 03CH11-HY Condition: AVG_54 3m 9120D_01620_250915 HORIZONTAL : RBW:1000.000kHz VBW:3000.000kHz SWT:Auto Freq Level Limit Line Margin Read Level Ant Factor Cable Loss Preamp Factor Aux Factor APos TPos Remark MHz dBuV/m dBuV/m dB dBuV dB/m dB dB dB cm deg 1 5710.00 105.93 ------ ------ 95.11 33.38 10.25 32.81 0.00 242 0 Average

Mode	142	
	Band Edge - R	
	U-NII-2C_5.47-5.725_802.11n HT40_CH142_5710MHz	
ANT	1+2	
Pol.	Horizontal	Fundamental
Peak	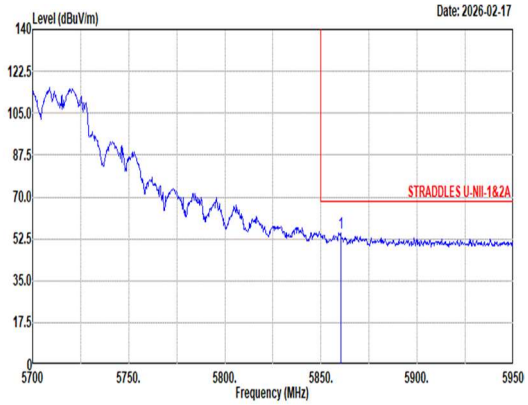 Site : 03CH11-HY Condition: STRADDLES U-NII-1&2A 3m 9120D_01620_250915 HORIZONTAL : RBW:1000.000kHz VBW:3000.000kHz SWT:Auto Freq Level Limit Line Margin Read Level Ant Factor Cable Loss Preamp Factor Aux Factor APos TPos Remark MHz dBuV/m dBuV/m dB dBuV dB/m dB dB dB cm deg 1 5860.25 55.07 68.20 -13.13 43.73 33.94 10.27 32.87 0.00 242 0 Peak	Blank