Mode	73	
	Band Edge	
	U-NII-3_5.725-5.85_802.11ax HE20_CH149_Full RU_5745MHz	
ANT	1+2	
Pol.	Horizontal	Fundamental
Peak	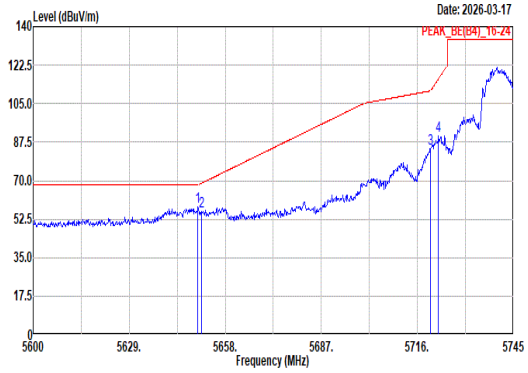 Site : 03CH22-HY Condition: PEAK_BE(B4)_16-24 3m DRH18-E_LE2C04A18EN_250520 HORIZONTAL : RBW:1000.000kHz VBW:3000.000kHz SWT:Auto Freq Level Limit Line Margin Read Level Ant Factor Cable Loss Preamp Factor Aux Factor APos TPos Remark MHz dBuV/m dBuV/m dB dBuV dB/m dB dB dB cm deg 1 5649.74 57.96 68.20 -10.24 45.94 33.20 12.43 34.55 0.94 273 195 Peak 2 5650.75 55.87 68.76 -12.89 43.85 33.21 12.43 34.56 0.94 273 195 Peak 3 5719.92 84.46 110.78 -26.32 71.87 33.70 12.45 34.62 1.06 273 195 Peak 4 5722.38 90.58 116.23 -25.65 77.99 33.70 12.45 34.62 1.06 273 195 Peak	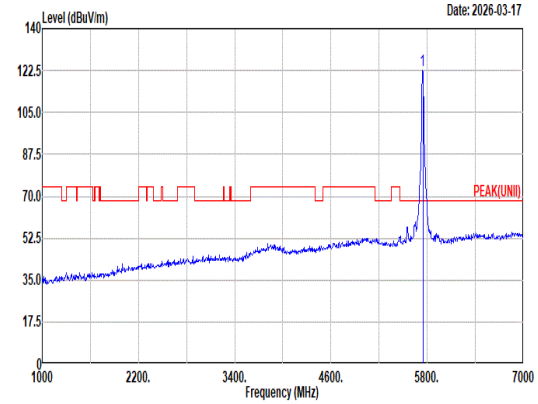 Site : 03CH22-HY Condition: PEAK(UNII) 3m DRH18-E_LE2C04A18EN_250520 HORIZONTAL : RBW:1000.000kHz VBW:3000.000kHz SWT:Auto Freq Level Limit Line Margin Read Level Ant Factor Cable Loss Preamp Factor Aux Factor APos TPos Remark MHz dBuV/m dBuV/m dB dBuV dB/m dB dB dB cm deg 1 5745.00 122.39 ------ ------ 109.78 33.70 12.45 34.64 1.10 273 195 Peak
Avg	Blank	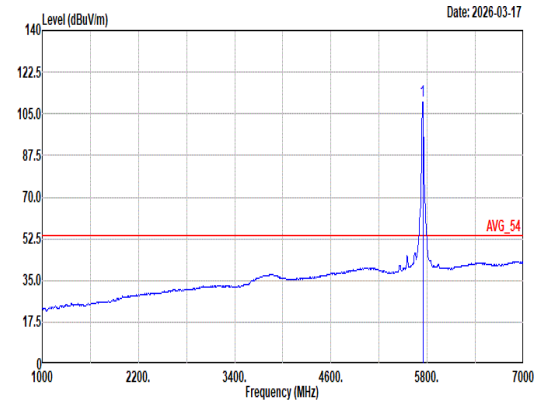 Site : 03CH22-HY Condition: AVG_54 3m DRH18-E_LE2C04A18EN_250520 HORIZONTAL : RBW:1000.000kHz VBW:3000.000kHz SWT:Auto Freq Level Limit Line Margin Read Level Ant Factor Cable Loss Preamp Factor Aux Factor APos TPos Remark MHz dBuV/m dBuV/m dB dBuV dB/m dB dB dB cm deg 1 5745.00 110.23 ------ ------ 97.62 33.70 12.45 34.64 1.10 273 195 Average

Mode	73
	Band Edge
	U-NII-3_5.725-5.85_802.11ax HE20_CH149_Full RU_5745MHz
ANT	1+2

Pol.	Vertical	Fundamental
Peak	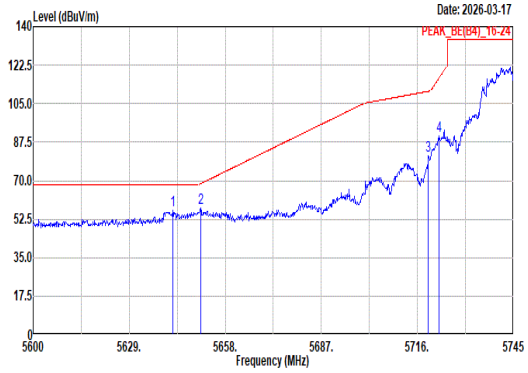 Site : 03CH22-HY Condition: PEAK_BE(B4)_16-24 3m DRH18-E_LE2C04A18EN_250520 VERTICAL : RBW:1000.000kHz VBW:3000.000kHz SWT:Auto Freq Level Limit Line Margin Read Level Ant Factor Cable Loss Preamp Factor Aux Factor APos TPos Remark MHz dBuV/m dBuV/m dB dBuV dB/m dB dB dB cm deg 1 5642.20 56.45 68.20 -11.75 44.51 33.14 12.43 34.55 0.92 101 12 Peak 2 5650.61 57.40 68.65 -11.25 45.38 33.21 12.43 34.56 0.94 101 12 Peak 3 5719.34 81.17 110.61 -29.44 68.58 33.70 12.45 34.62 1.06 101 12 Peak 4 5722.53 90.18 116.56 -26.38 77.59 33.70 12.45 34.62 1.06 101 12 Peak	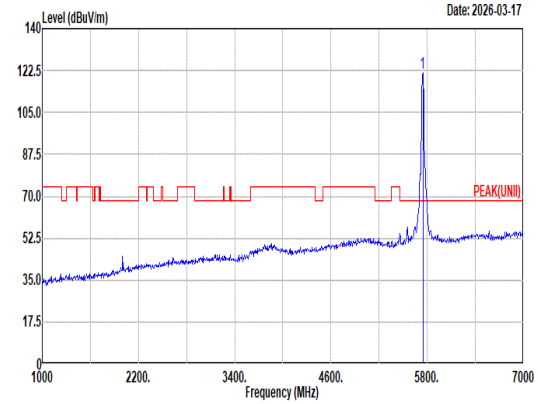 Site : 03CH22-HY Condition: PEAK(UNII) 3m DRH18-E_LE2C04A18EN_250520 VERTICAL : RBW:1000.000kHz VBW:3000.000kHz SWT:Auto Freq Level Limit Line Margin Read Level Ant Factor Cable Loss Preamp Factor Aux Factor APos TPos Remark MHz dBuV/m dBuV/m dB dBuV dB/m dB dB dB cm deg 1 5745.00 121.28 ------ ------ 108.65 33.70 12.46 34.64 1.11 101 12 Peak
Avg	Blank	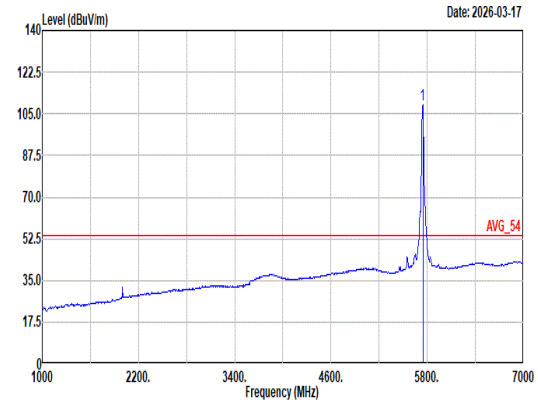 Site : 03CH22-HY Condition: AVG_54 3m DRH18-E_LE2C04A18EN_250520 VERTICAL : RBW:1000.000kHz VBW:3000.000kHz SWT:Auto Freq Level Limit Line Margin Read Level Ant Factor Cable Loss Preamp Factor Aux Factor APos TPos Remark MHz dBuV/m dBuV/m dB dBuV dB/m dB dB dB cm deg 1 5745.00 108.99 ------ ------ 96.36 33.70 12.46 34.65 1.12 101 12 Average

Mode	73	
	Harmonic	
	U-NII-3_5.725-5.85_802.11ax HE20_CH149_Full RU_5745MHz	
ANT	1+2	
Pol.	Horizontal	Vertical
Peak Avg	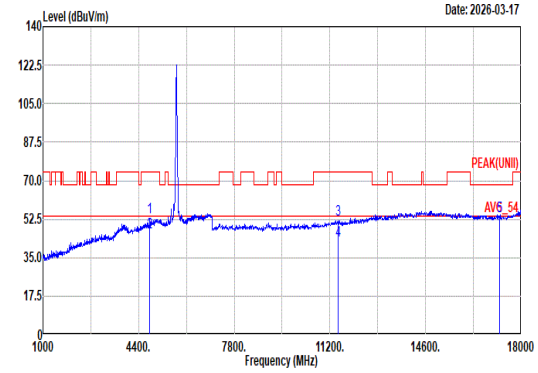 Site : 03CH22-HY Condition: PEAK(UNII) 3m DRH18-E_LE2C04A18EN_250520 HORIZONTAL 1 4798.00 53.38 74.00 -20.62 42.30 32.19 11.50 33.55 0.94 308 338 Peak 2 4798.00 46.57 54.00 -7.43 35.49 32.19 11.50 33.55 0.94 308 338 Average 3 11490.00 52.54 74.00 -21.46 34.63 38.90 17.86 40.22 1.37 194 304 Peak 4 11490.00 42.94 54.00 -11.06 25.03 38.90 17.86 40.22 1.37 194 304 Average 5 17235.00 54.12 68.20 -14.08 36.69 40.20 21.79 46.49 1.93 -- -- Peak	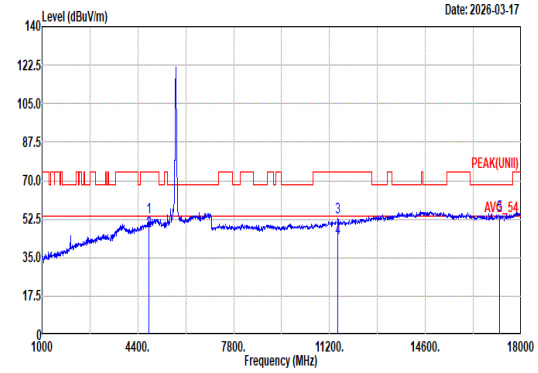 Site : 03CH22-HY Condition: PEAK(UNII) 3m DRH18-E_LE2C04A18EN_250520 VERTICAL 1 4798.00 53.43 74.00 -20.57 42.35 32.19 11.50 33.55 0.94 100 124 Peak 2 4798.00 46.98 54.00 -7.02 35.90 32.19 11.50 33.55 0.94 100 124 Average 3 11490.00 53.32 74.00 -20.68 35.41 38.90 17.86 40.22 1.37 237 90 Peak 4 11490.00 43.67 54.00 -10.33 25.76 38.90 17.86 40.22 1.37 237 90 Average 5 17235.00 54.17 68.20 -14.03 36.74 40.20 21.79 46.49 1.93 -- -- Peak

Mode	73	
	Harmonic	
	U-NII-3_5.725-5.85_802.11ax HE20_CH149_Full RU_5745MHz	
ANT	1+2	
Pol.	Horizontal	Vertical
10.6G ~18G Avg	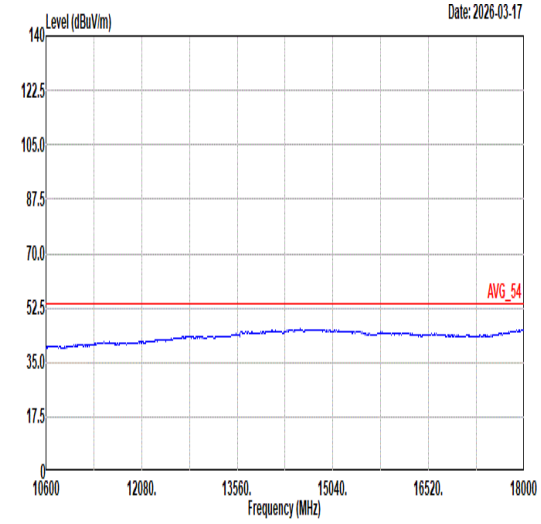 Site : 03CH22-HY Condition: AVG_54 3m DRH18-E_LE2C04A18EN_250520 HORIZONTAL	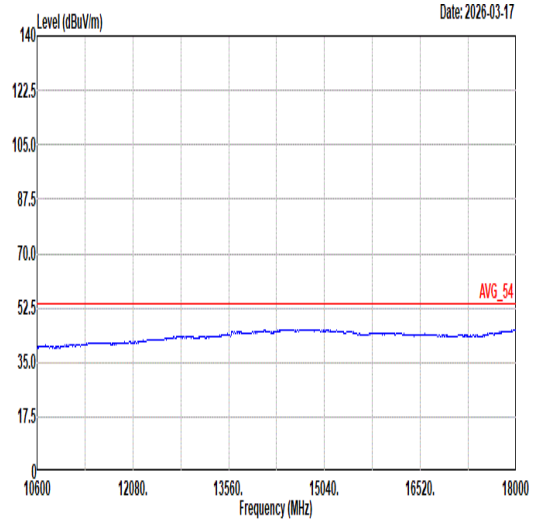 Site : 03CH22-HY Condition: AVG_54 3m DRH18-E_LE2C04A18EN_250520 VERTICAL

Mode	74
	Band Edge - L
	U-NII-3_5.725-5.85_802.11ax HE20_CH157_Full RU_5785MHz
ANT	1+2

Pol.	Horizontal	Fundamental
Peak	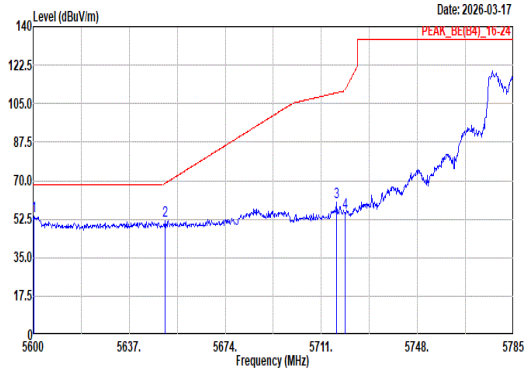 Site : 03CH22-HY Condition: PEAK_BE(B4)_16-24 3m DRH18-E_LE2C04A18EN_250520 HORIZONTAL : RBW:1000.000kHz VBW:3000.000kHz SWT:Auto Freq Level Limit Line Margin Read Level Ant Factor Cable Loss Preamp Factor Aux Factor APos TPos Remark MHz dBuV/m dBuV/m dB dBuV dB/m dB dB dB cm deg 1 5600.19 53.70 68.20 -14.50 42.14 32.80 12.42 34.51 0.85 249 9 Peak 2 5650.88 51.94 68.85 -16.91 39.92 33.21 12.43 34.56 0.94 249 9 Peak 3 5716.74 60.22 109.89 -49.67 47.64 33.70 12.45 34.62 1.05 249 9 Peak 4 5720.07 55.37 110.95 -55.58 42.78 33.70 12.45 34.62 1.06 249 9 Peak	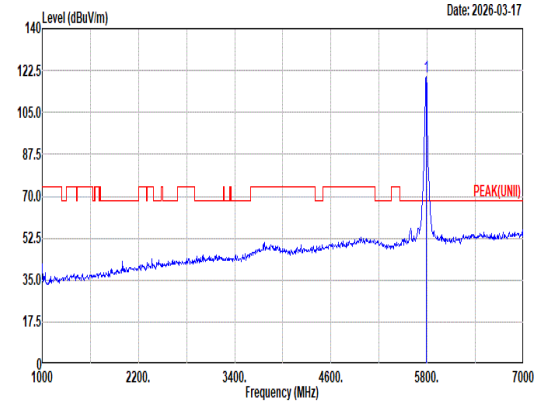 Site : 03CH22-HY Condition: PEAK(UNII) 3m DRH18-E_LE2C04A18EN_250520 HORIZONTAL : RBW:1000.000kHz VBW:3000.000kHz SWT:Auto Freq Level Limit Line Margin Read Level Ant Factor Cable Loss Preamp Factor Aux Factor APos TPos Remark MHz dBuV/m dBuV/m dB dBuV dB/m dB dB dB cm deg 1 5785.00 119.89 ------ ------ 107.14 33.78 12.47 34.68 1.18 249 9 Peak
Avg	Blank	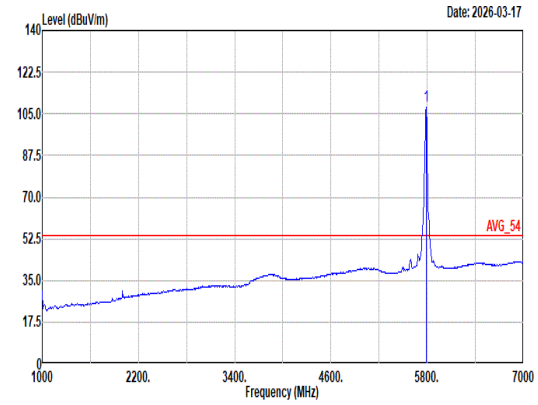 Site : 03CH22-HY Condition: AVG_54 3m DRH18-E_LE2C04A18EN_250520 HORIZONTAL : RBW:1000.000kHz VBW:3000.000kHz SWT:Auto Freq Level Limit Line Margin Read Level Ant Factor Cable Loss Preamp Factor Aux Factor APos TPos Remark MHz dBuV/m dBuV/m dB dBuV dB/m dB dB dB cm deg 1 5785.00 108.26 ------ ------ 95.51 33.78 12.47 34.68 1.18 249 9 Average

Mode	74	
	Band Edge - R	
	U-NII-3_5.725-5.85_802.11ax HE20_CH157_Full RU_5785MHz	
ANT	1+2	
Pol.	Horizontal	Fundamental
Peak	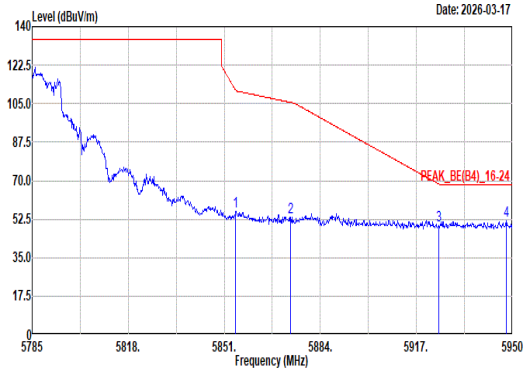 Site : 03CH22-HY Condition: PEAK_BE(B4)_16-24 3m DRH18-E_LE2C04A18EN_250520 HORIZONTAL : RBW:1000.000kHz VBW:3000.000kHz SWT:Auto Limit Read Ant Cable Preamp Aux APos TPos Freq Level Line Margin Level Factor Loss Factor Factor Remark MHz dBuV/m dBuV/m dB dBuV dB/m dB dB dB cm deg 1 5854.96 56.00 110.89 -54.89 43.39 33.61 12.61 34.74 1.13 249 9 Peak 2 5873.77 53.54 105.54 -52.00 40.90 33.65 12.65 34.76 1.10 249 9 Peak 3 5924.76 49.58 68.38 -18.80 36.91 33.65 12.78 34.80 1.04 249 9 Peak 4 5947.86 51.69 68.20 -16.51 39.06 33.60 12.84 34.82 1.01 249 9 Peak	Blank

Mode	74
	Band Edge - L
	U-NII-3_5.725-5.85_802.11ax HE20_CH157_Full RU_5785MHz
ANT	1+2

Pol.	Vertical	Fundamental
Peak	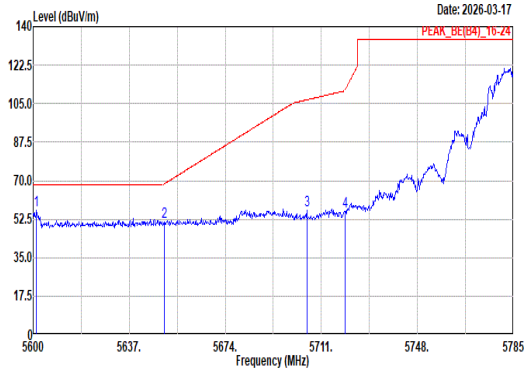 Site : 03CH22-HY Condition: PEAK_BE(B4)_16-24 3m DRH18-E_LE2C04A18EN_250520 VERTICAL : RBW:1000.000kHz VBW:3000.000kHz SWT:Auto Freq Level Limit Line Margin Read Level Ant Factor Cable Loss Preamp Factor Aux Factor APos TPos Remark MHz dBuV/m dBuV/m dB dBuV dB/m dB dB dB cm deg 1 5601.30 56.27 68.20 -11.93 44.70 32.81 12.42 34.51 0.85 100 12 Peak 2 5650.51 51.17 68.58 -17.41 39.15 33.21 12.43 34.56 0.94 100 12 Peak 3 5705.45 56.36 106.73 -50.37 43.78 33.70 12.45 34.60 1.03 100 12 Peak 4 5720.07 56.05 110.95 -54.90 43.46 33.70 12.45 34.62 1.06 100 12 Peak	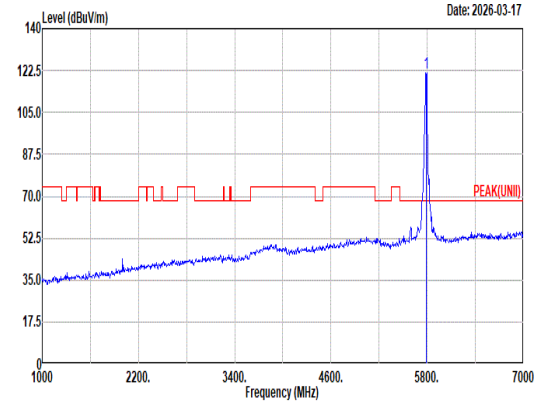 Site : 03CH22-HY Condition: PEAK(UNII) 3m DRH18-E_LE2C04A18EN_250520 VERTICAL : RBW:1000.000kHz VBW:3000.000kHz SWT:Auto Freq Level Limit Line Margin Read Level Ant Factor Cable Loss Preamp Factor Aux Factor APos TPos Remark MHz dBuV/m dBuV/m dB dBuV dB/m dB dB dB cm deg 1 5785.00 121.62 ------ ------ 108.89 33.76 12.47 34.67 1.17 100 12 Peak
Avg	Blank	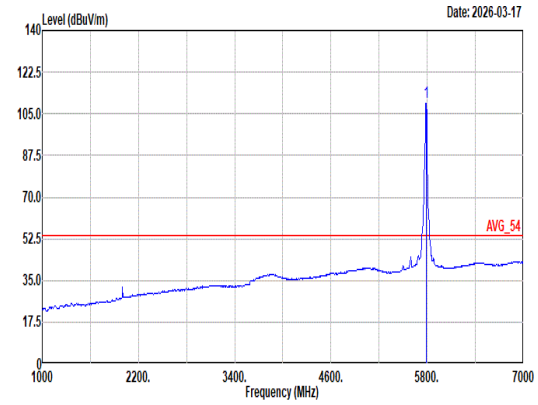 Site : 03CH22-HY Condition: AVG_54 3m DRH18-E_LE2C04A18EN_250520 VERTICAL : RBW:1000.000kHz VBW:3000.000kHz SWT:Auto Freq Level Limit Line Margin Read Level Ant Factor Cable Loss Preamp Factor Aux Factor APos TPos Remark MHz dBuV/m dBuV/m dB dBuV dB/m dB dB dB cm deg 1 5785.00 109.80 ------ ------ 97.07 33.76 12.47 34.67 1.17 100 12 Average

Mode	74	
	Band Edge - R	
	U-NII-3_5.725-5.85_802.11ax HE20_CH157_Full RU_5785MHz	
ANT	1+2	
Pol.	Vertical	Fundamental
Peak	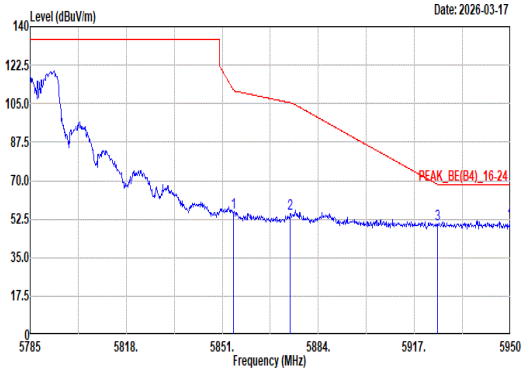 Site : 03CH22-HY Condition: PEAK_BE(B4)_16-24 3m DRH18-E_LE2C04A18EN_250520 VERTICAL : RBW:1000.000kHz VBW:3000.000kHz SWT:Auto Limit Read Ant Cable Preamp Aux APos TPos Freq Level Line Margin Level Factor Loss Factor Factor Remark MHz dBuV/m dBuV/m dB dBuV dB/m dB dB dB cm deg 1 5854.96 55.70 110.89 -55.19 43.09 33.61 12.61 34.74 1.13 100 12 Peak 2 5874.43 55.08 105.36 -50.28 42.43 33.65 12.66 34.76 1.10 100 12 Peak 3 5924.92 50.34 68.26 -17.92 37.67 33.65 12.78 34.80 1.04 100 12 Peak 4 5950.00 52.63 68.20 -15.57 40.00 33.60 12.85 34.82 1.00 100 12 Peak	Blank

Mode	74	
	Harmonic	
	U-NII-3_5.725-5.85_802.11ax HE20_CH157_Full RU_5785MHz	
ANT	1+2	
Pol.	Horizontal	Vertical
Peak Avg	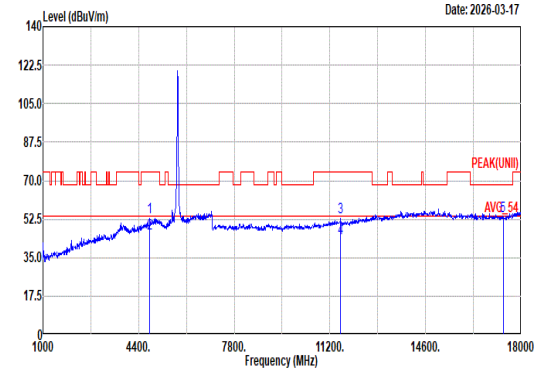 Site : 03CH22-HY Condition: PEAK(UNII) 3m DRH18-E_LE2C04A18EN_250520 HORIZONTAL Freq Level Limit Line Margin Read Level Ant Factor Cable Loss Preamp Factor Aux Factor APos TPos Remark MHz dBuV/m dBuV/m dB dBuV dB/m dB dB dB cm deg 1 4798.00 53.30 74.00 -20.70 42.22 32.19 11.50 33.55 0.94 308 338 Peak 2 4798.00 45.91 54.00 -8.09 34.83 32.19 11.50 33.55 0.94 308 338 Average 3 11570.00 53.13 74.00 -20.87 35.14 39.00 17.91 40.30 1.38 190 303 Peak 4 11570.00 43.77 54.00 -10.23 25.78 39.00 17.91 40.30 1.38 190 303 Average 5 17355.00 53.74 68.20 -14.46 36.40 40.21 21.81 46.60 1.92 -- -- Peak	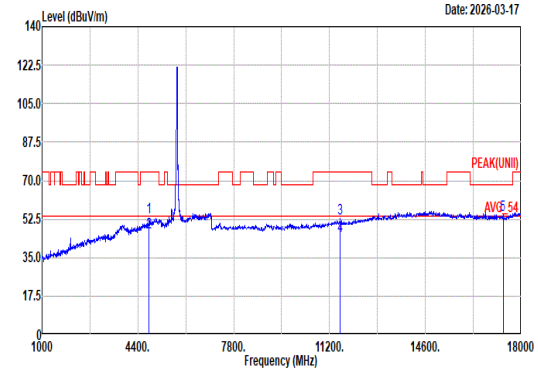 Site : 03CH22-HY Condition: PEAK(UNII) 3m DRH18-E_LE2C04A18EN_250520 VERTICAL Freq Level Limit Line Margin Read Level Ant Factor Cable Loss Preamp Factor Aux Factor APos TPos Remark MHz dBuV/m dBuV/m dB dBuV dB/m dB dB dB cm deg 1 4798.00 53.36 74.00 -20.64 42.28 32.19 11.50 33.55 0.94 101 123 Peak 2 4798.00 46.43 54.00 -7.57 35.35 32.19 11.50 33.55 0.94 101 123 Average 3 11570.00 52.89 74.00 -21.11 34.90 39.00 17.91 40.30 1.38 400 88 Peak 4 11570.00 44.68 54.00 -9.32 26.69 39.00 17.91 40.30 1.38 400 88 Average 5 17355.00 54.37 68.20 -13.83 37.03 40.21 21.81 46.60 1.92 -- -- Peak

Mode	74	
	Harmonic	
	U-NII-3_5.725-5.85_802.11ax HE20_CH157_Full RU_5785MHz	
ANT	1+2	
Pol.	Horizontal	Vertical
10.6G ~18G Avg	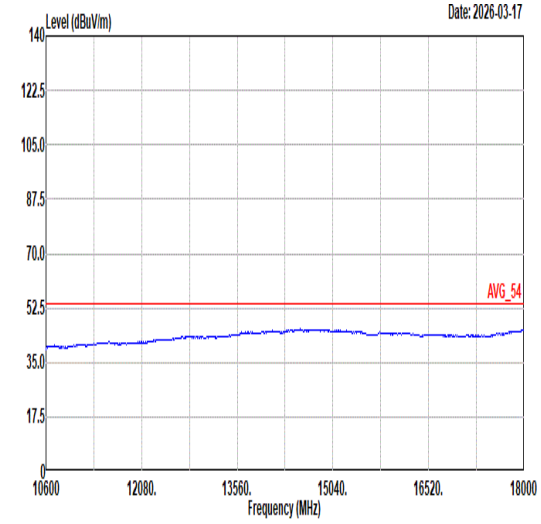 Site : 03CH22-HY Condition: AVG_54 3m DRH18-E_LE2C04A18EN_250520 HORIZONTAL	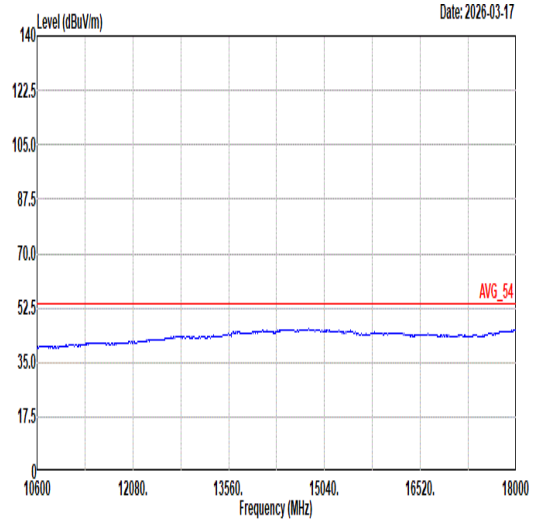 Site : 03CH22-HY Condition: AVG_54 3m DRH18-E_LE2C04A18EN_250520 VERTICAL

Mode	75	
	Band Edge	
	U-NII-3_5.725-5.85_802.11ax HE20_CH165_Full RU_5825MHz	
ANT	1+2	
Pol.	Horizontal	Fundamental
Peak	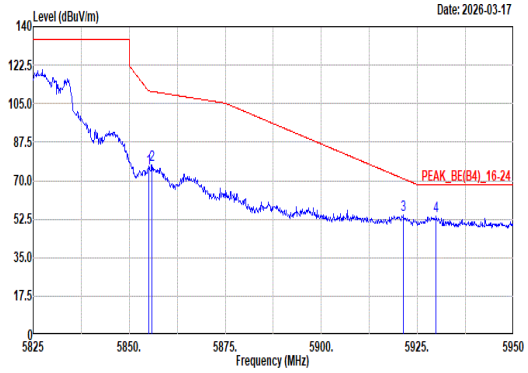 Site : 03CH22-HY Condition: PEAK_BE(B4)_16-24 3m DRH18-E_LE2C04A18EN_250520 HORIZONTAL : RBW:1000.000kHz VBW:3000.000kHz SWT:Auto Freq Level Limit Line Margin Read Level Ant Factor Cable Loss Preamp Factor Aux Factor APos TPos Remark MHz dBuV/m dBuV/m dB dBuV dB/m dB dB dB cm deg 1 5855.00 75.35 110.80 -35.45 62.74 33.61 12.61 34.74 1.13 248 7 Peak 2 5855.88 77.08 110.55 -33.47 64.47 33.61 12.61 34.74 1.13 248 7 Peak 3 5921.38 54.20 70.87 -16.67 41.53 33.66 12.77 34.80 1.04 248 7 Peak 4 5929.88 53.95 68.20 -14.25 41.30 33.64 12.79 34.81 1.03 248 7 Peak	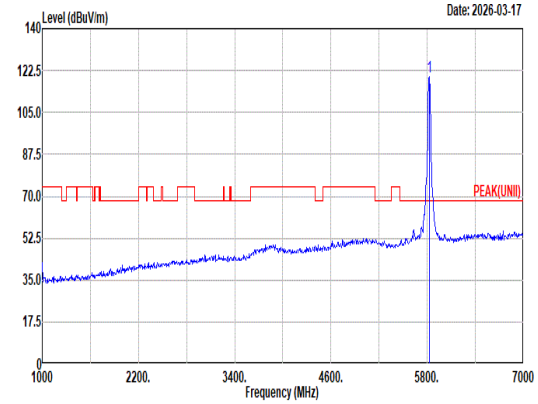 Site : 03CH22-HY Condition: PEAK(UNII) 3m DRH18-E_LE2C04A18EN_250520 HORIZONTAL : RBW:1000.000kHz VBW:3000.000kHz SWT:Auto Freq Level Limit Line Margin Read Level Ant Factor Cable Loss Preamp Factor Aux Factor APos TPos Remark MHz dBuV/m dBuV/m dB dBuV dB/m dB dB dB cm deg 1 5825.00 120.05 ------ ------ 107.36 33.70 12.53 34.71 1.17 248 7 Peak
Avg	Blank	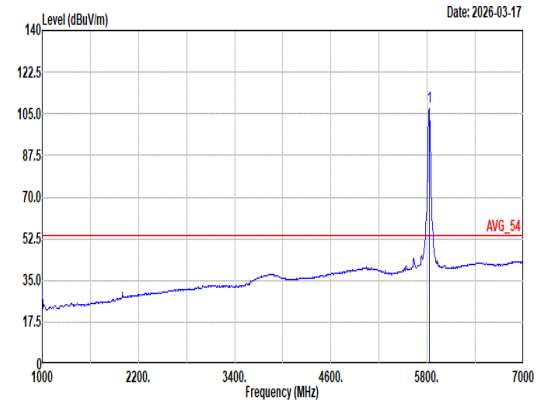 Site : 03CH22-HY Condition: AVG_54 3m DRH18-E_LE2C04A18EN_250520 HORIZONTAL : RBW:1000.000kHz VBW:3000.000kHz SWT:Auto Freq Level Limit Line Margin Read Level Ant Factor Cable Loss Preamp Factor Aux Factor APos TPos Remark MHz dBuV/m dBuV/m dB dBuV dB/m dB dB dB cm deg 1 5825.00 107.73 ------ ------ 95.04 33.70 12.53 34.71 1.17 248 7 Average

Mode	75	
	Band Edge	
	U-NII-3_5.725-5.85_802.11ax HE20_CH165_Full RU_5825MHz	
ANT	1+2	
Pol.	Vertical	Fundamental
Peak	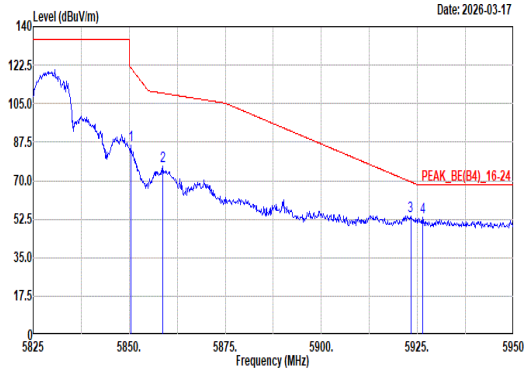 Site : 03CH22-HY Condition: PEAK_BE(B4)_16-24 3m DRH18-E_LE2C04A18EN_250520 VERTICAL : RBW:1000.000kHz VBW:3000.000kHz SWT:Auto Freq Level Limit Line Margin Read Level Ant Factor Cable Loss Preamp Factor Aux Factor APos TPos Remark MHz dBuV/m dBuV/m dB dBuV dB/m dB dB dB cm deg 1 5850.38 86.08 121.34 -35.26 73.49 33.60 12.60 34.74 1.13 100 35 Peak 2 5858.75 76.59 109.75 -33.16 63.97 33.62 12.62 34.74 1.12 100 35 Peak 3 5923.25 53.87 69.49 -15.62 41.20 33.65 12.78 34.80 1.04 100 35 Peak 4 5926.38 53.18 68.20 -15.02 40.50 33.65 12.79 34.80 1.04 100 35 Peak	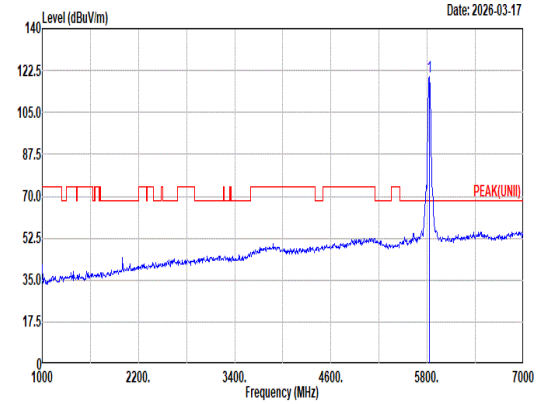 Site : 03CH22-HY Condition: PEAK(UNII) 3m DRH18-E_LE2C04A18EN_250520 VERTICAL : RBW:1000.000kHz VBW:3000.000kHz SWT:Auto Freq Level Limit Line Margin Read Level Ant Factor Cable Loss Preamp Factor Aux Factor APos TPos Remark MHz dBuV/m dBuV/m dB dBuV dB/m dB dB dB cm deg 1 5825.00 120.18 ------ ------ 107.51 33.68 12.55 34.72 1.16 100 35 Peak
Avg	Blank	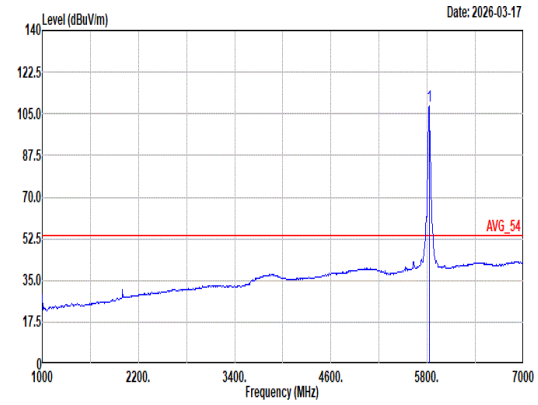 Site : 03CH22-HY Condition: AVG_54 3m DRH18-E_LE2C04A18EN_250520 VERTICAL : RBW:1000.000kHz VBW:3000.000kHz SWT:Auto Freq Level Limit Line Margin Read Level Ant Factor Cable Loss Preamp Factor Aux Factor APos TPos Remark MHz dBuV/m dBuV/m dB dBuV dB/m dB dB dB cm deg 1 5825.00 108.41 ------ ------ 95.74 33.68 12.55 34.72 1.16 100 35 Average

Mode	75	
	Harmonic	
	U-NII-3_5.725-5.85_802.11ax HE20_CH165_Full RU_5825MHz	
ANT	1+2	
Pol.	Horizontal	Vertical
Peak Avg	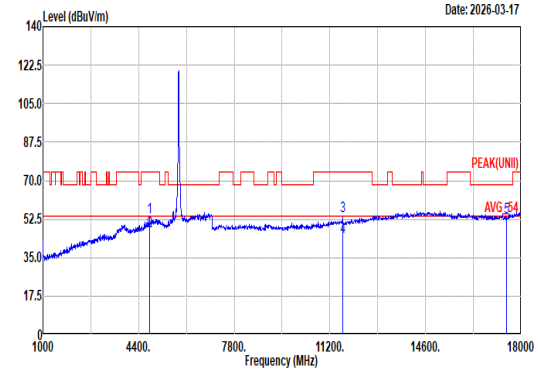 Site : 03CH22-HY Condition: PEAK(UNII) 3m DRH18-E_LE2C04A18EN_250520 HORIZONTAL Freq Level Limit Line Margin Read Level Ant Factor Cable Loss Preamp Factor Aux Factor APos TPos Remark MHz dBuV/m dBuV/m dB dBuV dB/m dB dB dB cm deg 1 4798.00 53.20 74.00 -20.80 42.12 32.19 11.50 33.55 0.94 293 338 Peak 2 4798.00 47.19 54.00 -6.81 36.11 32.19 11.50 33.55 0.94 293 338 Average 3 11650.00 54.05 74.00 -19.95 36.08 39.00 17.96 40.37 1.38 198 302 Peak 4 11650.00 44.55 54.00 -9.45 26.58 39.00 17.96 40.37 1.38 198 302 Average 5 17475.00 53.27 68.20 -14.93 35.86 40.40 21.82 46.72 1.91 -- -- Peak	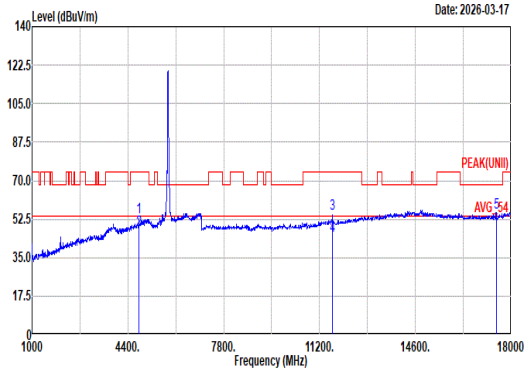 Site : 03CH22-HY Condition: PEAK(UNII) 3m DRH18-E_LE2C04A18EN_250520 VERTICAL Freq Level Limit Line Margin Read Level Ant Factor Cable Loss Preamp Factor Aux Factor APos TPos Remark MHz dBuV/m dBuV/m dB dBuV dB/m dB dB dB cm deg 1 4798.00 53.43 74.00 -20.57 42.35 32.19 11.50 33.55 0.94 100 124 Peak 2 4798.00 47.59 54.00 -6.41 36.51 32.19 11.50 33.55 0.94 100 124 Average 3 11650.00 54.97 74.00 -19.03 37.00 39.00 17.96 40.37 1.38 238 92 Peak 4 11650.00 45.08 54.00 -8.92 27.11 39.00 17.96 40.37 1.38 238 92 Average 5 17475.00 55.73 68.20 -12.47 38.32 40.40 21.82 46.72 1.91 -- -- Peak

Mode	75	
	Harmonic	
	U-NII-3_5.725-5.85_802.11ax HE20_CH165_Full RU_5825MHz	
ANT	1+2	
Pol.	Horizontal	Vertical
10.6G ~18G Avg	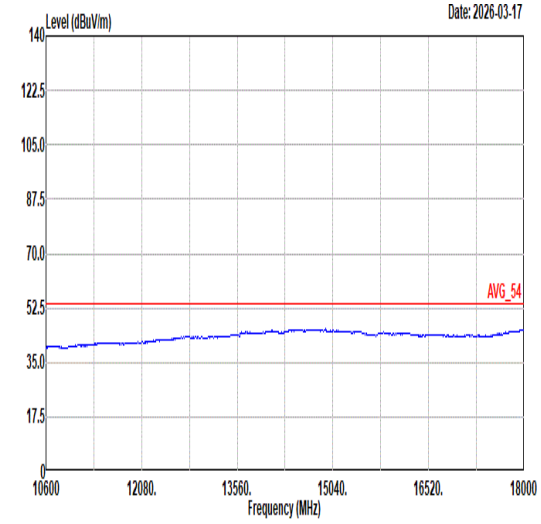 Site : 03CH22-HY Condition: AVG_54 3m DRH18-E_LE2C04A18EN_250520 HORIZONTAL	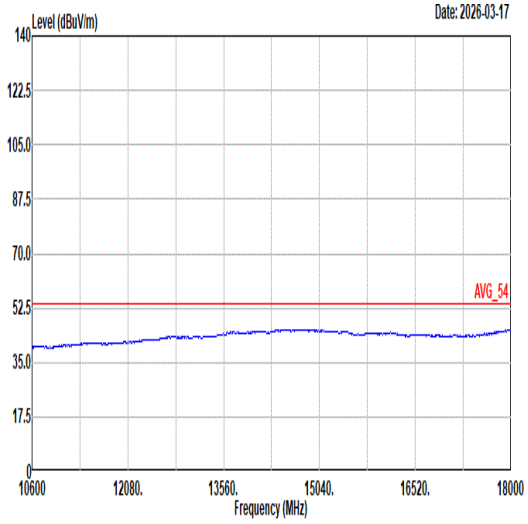 Site : 03CH22-HY Condition: AVG_54 3m DRH18-E_LE2C04A18EN_250520 VERTICAL

Mode	76	
	Band Edge - L	
	U-NII-3_5.725-5.85_802.11ax HE40_CH151_Full RU_5755MHz	
ANT	1+2	
Pol.	Horizontal	Fundamental
Peak	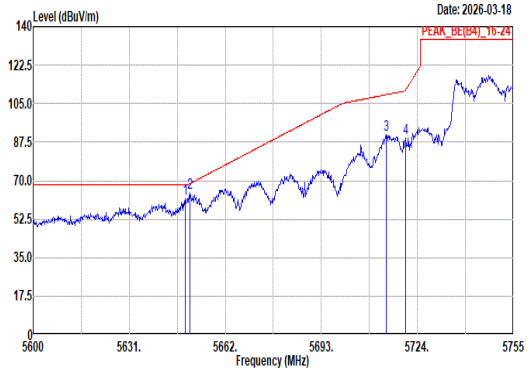 Site : 03CH22-HY Condition: PEAK_BE(B4)_16-24 3m DRH18-E_LE2C04A18EN_250520 HORIZONTAL : RBW:1000.000kHz VBW:3000.000kHz SWT:Auto Freq Level Limit Line Margin Read Level Ant Factor Cable Loss Preamp Factor Aux Factor APos TPos Remark MHz dBuV/m dBuV/m dB dBuV dB/m dB dB dB cm deg 1 5648.98 61.64 68.20 -6.56 49.63 33.19 12.43 34.55 0.94 262 13 Peak 2 5650.53 64.19 68.59 -4.40 52.17 33.21 12.43 34.56 0.94 262 13 Peak 3 5713.93 91.03 109.10 -18.07 78.44 33.70 12.45 34.61 1.05 262 13 Peak 4 5720.28 89.10 111.44 -22.34 76.51 33.70 12.45 34.62 1.06 262 13 Peak	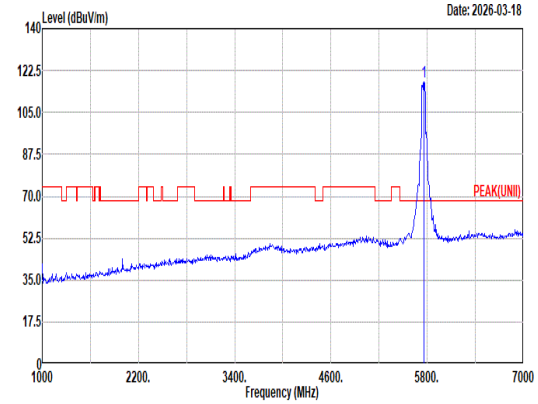 Site : 03CH22-HY Condition: PEAK(UNII) 3m DRH18-E_LE2C04A18EN_250520 HORIZONTAL : RBW:1000.000kHz VBW:3000.000kHz SWT:Auto Freq Level Limit Line Margin Read Level Ant Factor Cable Loss Preamp Factor Aux Factor APos TPos Remark MHz dBuV/m dBuV/m dB dBuV dB/m dB dB dB cm deg 1 5755.00 117.67 ------ ------ 105.01 33.72 12.46 34.65 1.13 262 13 Peak
Avg	Blank	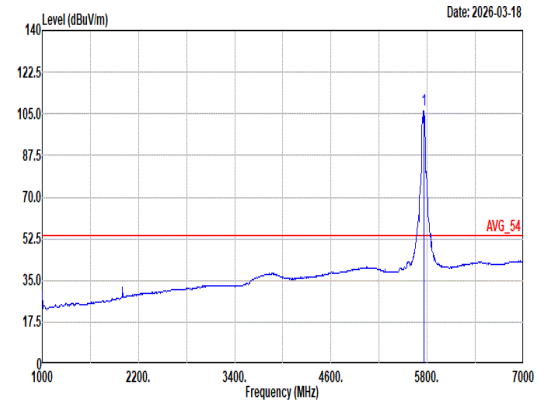 Site : 03CH22-HY Condition: AVG_54 3m DRH18-E_LE2C04A18EN_250520 HORIZONTAL : RBW:1000.000kHz VBW:3000.000kHz SWT:Auto Freq Level Limit Line Margin Read Level Ant Factor Cable Loss Preamp Factor Aux Factor APos TPos Remark MHz dBuV/m dBuV/m dB dBuV dB/m dB dB dB cm deg 1 5755.00 106.77 ------ ------ 94.11 33.72 12.46 34.65 1.13 262 13 Average

Mode	76	
	Band Edge - R	
	U-NII-3_5.725-5.85_802.11ax HE40_CH151_Full RU_5755MHz	
ANT	1+2	
Pol.	Horizontal	Fundamental
Peak	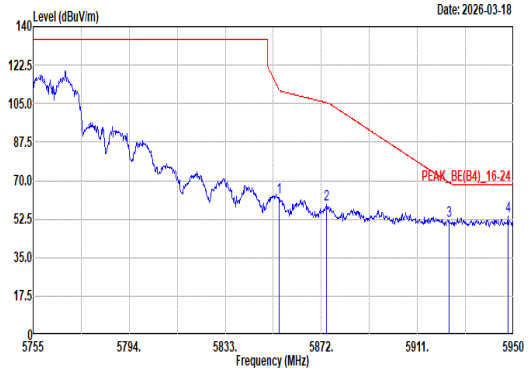 Site : 03CH22-HY Condition: PEAK_BE(B4)_16-24 3m DRH18-E_LE2C04A18EN_250520 HORIZONTAL : RBW:1000.000kHz VBW:3000.000kHz SWT:Auto Limit Read Ant Cable Preamp Aux APos TPos Freq Level Line Margin Level Factor Loss Factor Factor Remark MHz dBuV/m dBuV/m dB dBuV dB/m dB dB dB cm deg 1 5854.84 62.41 111.16 -48.75 49.80 33.61 12.61 34.74 1.13 262 13 Peak 2 5873.95 59.41 105.49 -46.08 46.77 33.65 12.65 34.76 1.10 262 13 Peak 3 5923.87 51.72 69.03 -17.31 39.05 33.65 12.78 34.80 1.04 262 13 Peak 4 5947.66 53.76 68.20 -14.44 41.13 33.60 12.84 34.82 1.01 262 13 Peak	Blank

Mode	76
	Band Edge - L
	U-NII-3_5.725-5.85_802.11ax HE40_CH151_Full RU_5755MHz
ANT	1+2

Pol.	Vertical	Fundamental
Peak	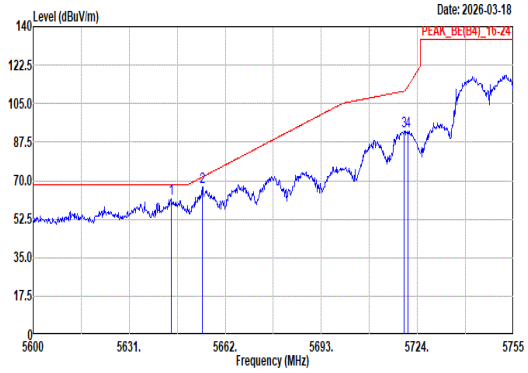 Site : 03CH22-HY Condition: PEAK_BE(B4)_16-24 3m DRH18-E_LE2C04A18EN_250520 VERTICAL : RBW:1000.000kHz VBW:3000.000kHz SWT:Auto Freq Level Limit Line Margin Read Level Ant Factor Cable Loss Preamp Factor Aux Factor APos TPos Remark MHz dBuV/m dBuV/m dB dBuV dB/m dB dB dB cm deg 1 5644.49 61.64 68.20 -6.56 49.67 33.16 12.43 34.55 0.93 100 10 Peak 2 5654.56 67.28 71.59 -4.31 55.21 33.25 12.43 34.56 0.95 100 10 Peak 3 5719.82 92.38 110.75 -18.37 79.79 33.70 12.45 34.62 1.06 100 10 Peak 4 5721.06 92.64 113.21 -20.57 80.05 33.70 12.45 34.62 1.06 100 10 Peak	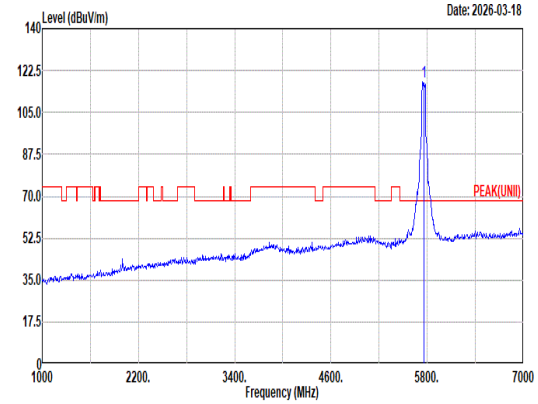 Site : 03CH22-HY Condition: PEAK(UNII) 3m DRH18-E_LE2C04A18EN_250520 VERTICAL : RBW:1000.000kHz VBW:3000.000kHz SWT:Auto Freq Level Limit Line Margin Read Level Ant Factor Cable Loss Preamp Factor Aux Factor APos TPos Remark MHz dBuV/m dBuV/m dB dBuV dB/m dB dB dB cm deg 1 5755.00 117.79 ------ ------ 105.18 33.70 12.45 34.64 1.10 100 10 Peak
Avg	Blank	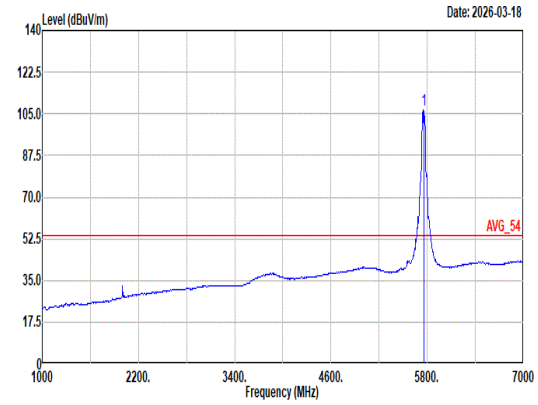 Site : 03CH22-HY Condition: AVG_54 3m DRH18-E_LE2C04A18EN_250520 VERTICAL : RBW:1000.000kHz VBW:3000.000kHz SWT:Auto Freq Level Limit Line Margin Read Level Ant Factor Cable Loss Preamp Factor Aux Factor APos TPos Remark MHz dBuV/m dBuV/m dB dBuV dB/m dB dB dB cm deg 1 5755.00 106.96 ------ ------ 94.33 33.70 12.46 34.65 1.12 100 10 Average

Mode	76	
	Band Edge - R	
	U-NII-3_5.725-5.85_802.11ax HE40_CH151_Full RU_5755MHz	
ANT	1+2	
Pol.	Vertical	Fundamental
Peak	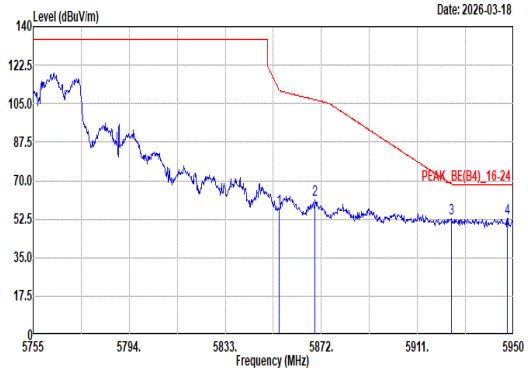 Site : 03CH22-HY Condition: PEAK_BE(B4)_16-24 3m DRH18-E_LE2C04A18EN_250520 VERTICAL : RBW:1000.000kHz VBW:3000.000kHz SWT:Auto Limit Read Ant Cable Preamp Aux APos TPos Freq Level Line Margin Level Factor Loss Factor Factor Remark MHz dBuV/m dBuV/m dB dBuV dB/m dB dB dB cm deg 1 5854.84 56.81 111.16 -54.35 44.20 33.61 12.61 34.74 1.13 100 10 Peak 2 5869.47 61.06 106.75 -45.69 48.42 33.64 12.64 34.75 1.11 100 10 Peak 3 5924.85 52.59 68.31 -15.72 39.92 33.65 12.78 34.80 1.04 100 10 Peak 4 5947.47 52.78 68.20 -15.42 40.14 33.61 12.84 34.82 1.01 100 10 Peak	Blank

Mode	76	
	Harmonic	
	U-NII-3_5.725-5.85_802.11ax HE40_CH151_Full RU_5755MHz	
ANT	1+2	
Pol.	Horizontal	Vertical
Peak Avg	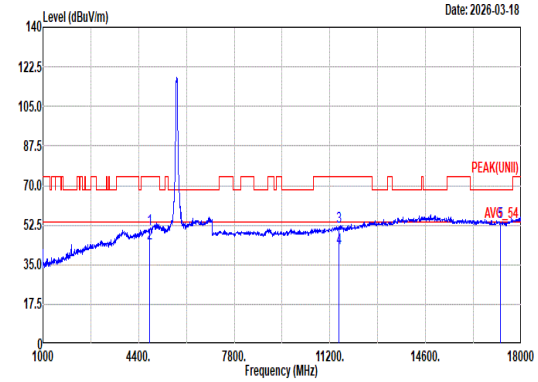 Site : 03CH22-HY Condition: PEAK(UNII) 3m DRH18-E_LE2C04A18EN_250520 HORIZONTAL Freq Level Limit Line Margin Read Level Ant Factor Cable Loss Preamp Factor Aux Factor APos TPos Remark MHz dBuV/m dBuV/m dB dBuV dB/m dB dB dB cm deg 1 4798.00 50.95 74.00 -23.05 39.87 32.19 11.50 33.55 0.94 309 335 Peak 2 4798.00 44.50 54.00 -9.50 33.42 32.19 11.50 33.55 0.94 309 335 Average 3 11510.00 51.59 74.00 -22.41 33.66 38.92 17.88 40.24 1.37 -- -- Peak 4 11510.00 42.36 54.00 -11.64 24.43 38.92 17.88 40.24 1.37 -- -- Average 5 17265.00 53.95 68.20 -14.25 36.54 40.20 21.80 46.52 1.93 -- -- Peak	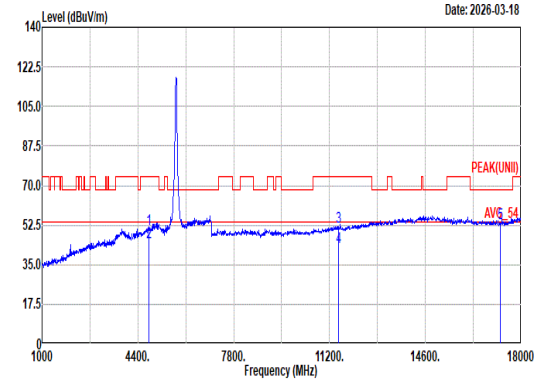 Site : 03CH22-HY Condition: PEAK(UNII) 3m DRH18-E_LE2C04A18EN_250520 VERTICAL Freq Level Limit Line Margin Read Level Ant Factor Cable Loss Preamp Factor Aux Factor APos TPos Remark MHz dBuV/m dBuV/m dB dBuV dB/m dB dB dB cm deg 1 4798.00 50.74 74.00 -23.26 39.66 32.19 11.50 33.55 0.94 100 124 Peak 2 4798.00 45.12 54.00 -8.88 34.04 32.19 11.50 33.55 0.94 100 124 Average 3 11510.00 51.78 74.00 -22.22 33.85 38.92 17.88 40.24 1.37 -- -- Peak 4 11510.00 42.67 54.00 -11.33 24.74 38.92 17.88 40.24 1.37 -- -- Average 5 17265.00 53.42 68.20 -14.78 36.01 40.20 21.80 46.52 1.93 -- -- Peak

Mode	76	
	Harmonic	
	U-NII-3_5.725-5.85_802.11ax HE40_CH151_Full RU_5755MHz	
ANT	1+2	
Pol.	Horizontal	Vertical
10.6G ~18G Avg	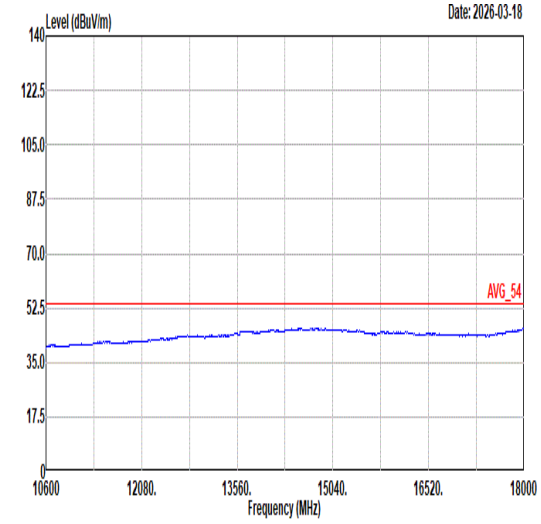 Site : 03CH22-HY Condition: AVG_54 3m DRH18-E_LE2C04A18EN_250520 HORIZONTAL	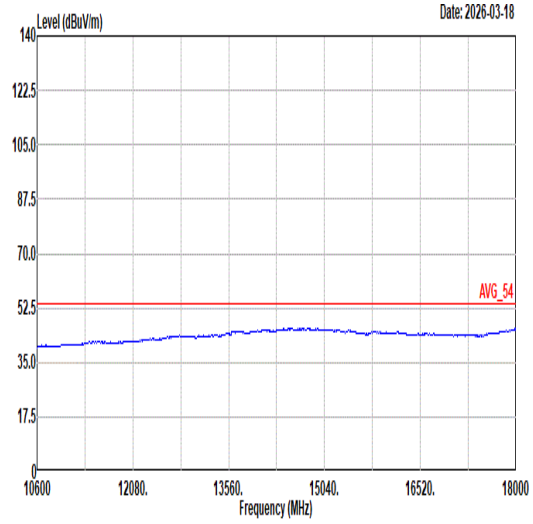 Site : 03CH22-HY Condition: AVG_54 3m DRH18-E_LE2C04A18EN_250520 VERTICAL

Mode	77
	Band Edge - L
	U-NII-3_5.725-5.85_802.11ax HE40_CH159_Full RU_5795MHz
ANT	1+2

Pol.	Horizontal	Fundamental
Peak	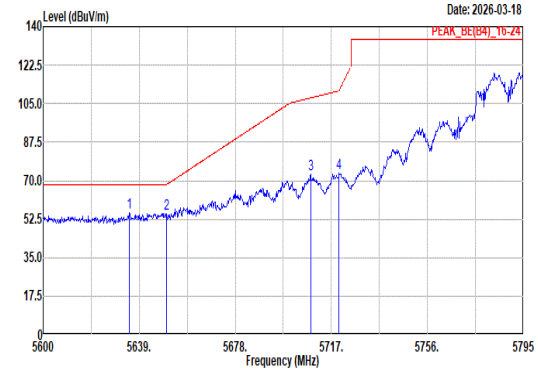 Site : 03CH22-HY Condition: PEAK_BE(B4)_16-24 3m DRH18-E_LE2C04A18EN_250520 HORIZONTAL : RBW:1000.000kHz VBW:3000.000kHz SWT:Auto Freq Level Limit Line Margin Read Level Ant Factor Cable Loss Preamp Factor Aux Factor APos TPos Remark MHz dBuV/m dBuV/m dB dBuV dB/m dB dB dB cm deg 1 5635.10 55.37 68.20 -12.83 43.49 33.08 12.43 34.54 0.91 262 0 Peak 2 5650.12 54.80 68.29 -13.49 42.79 33.20 12.43 34.56 0.94 262 0 Peak 3 5708.62 72.66 107.61 -34.95 60.08 33.70 12.45 34.61 1.04 262 0 Peak 4 5720.12 73.44 111.07 -37.63 60.85 33.70 12.45 34.62 1.06 262 0 Peak	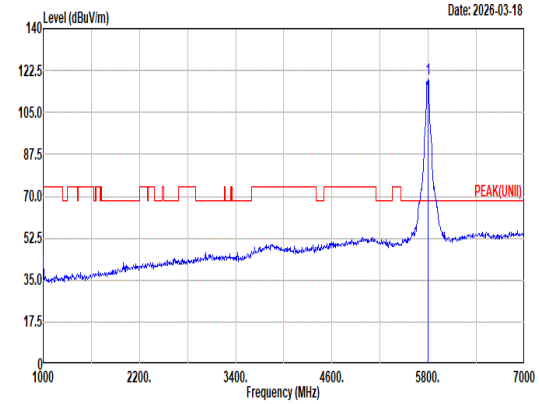 Site : 03CH22-HY Condition: PEAK(UNII) 3m DRH18-E_LE2C04A18EN_250520 HORIZONTAL : RBW:1000.000kHz VBW:3000.000kHz SWT:Auto Freq Level Limit Line Margin Read Level Ant Factor Cable Loss Preamp Factor Aux Factor APos TPos Remark MHz dBuV/m dBuV/m dB dBuV dB/m dB dB dB cm deg 1 5795.00 118.69 ------ ------ 105.92 33.79 12.47 34.68 1.19 262 0 Peak
Avg	Blank	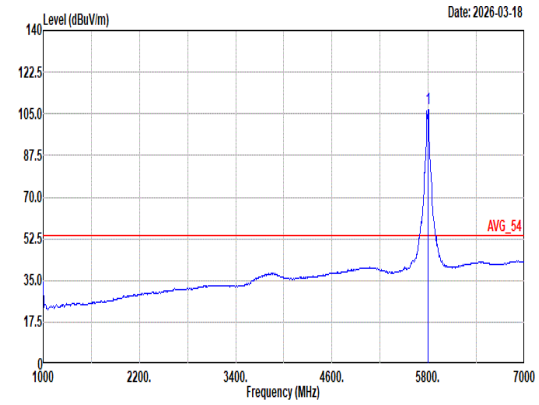 Site : 03CH22-HY Condition: AVG_54 3m DRH18-E_LE2C04A18EN_250520 HORIZONTAL : RBW:1000.000kHz VBW:3000.000kHz SWT:Auto Freq Level Limit Line Margin Read Level Ant Factor Cable Loss Preamp Factor Aux Factor APos TPos Remark MHz dBuV/m dBuV/m dB dBuV dB/m dB dB dB cm deg 1 5795.00 107.26 ------ ------ 94.49 33.79 12.47 34.68 1.19 262 0 Average

Mode	77	
	Band Edge - R	
	U-NII-3_5.725-5.85_802.11ax HE40_CH159_Full RU_5795MHz	
ANT	1+2	
Pol.	Horizontal	Fundamental
Peak	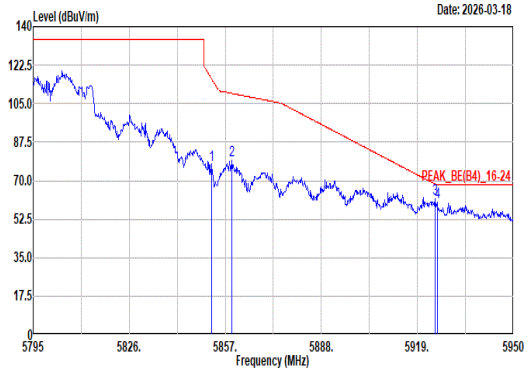 Site : 03CH22-HY Condition: PEAK_BE(B4)_16-24 3m DRH18-E_LE2C04A18EN_250520 HORIZONTAL : RBW:1000.000kHz VBW:3000.000kHz SWT:Auto Freq Level Limit Line Margin Read Level Ant Factor Cable Loss Preamp Factor Aux Factor APos TPos Remark MHz dBuV/m dBuV/m dB dBuV dB/m dB dB dB cm deg 1 5852.66 77.21 116.13 -38.92 64.61 33.61 12.60 34.74 1.13 262 0 Peak 2 5859.17 79.17 109.63 -30.46 66.55 33.62 12.62 34.74 1.12 262 0 Peak 3 5924.74 61.65 68.40 -6.75 48.98 33.65 12.78 34.80 1.04 262 0 Peak 4 5925.36 60.29 68.20 -7.91 47.62 33.65 12.78 34.80 1.04 262 0 Peak	Blank

Mode	77
	Band Edge - L
	U-NII-3_5.725-5.85_802.11ax HE40_CH159_Full RU_5795MHz
ANT	1+2

Pol.	Vertical	Fundamental
Peak	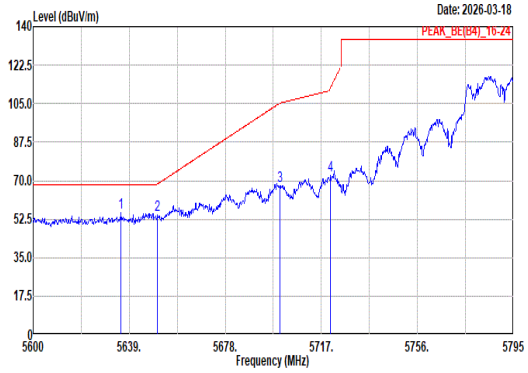 Site : 03CH22-HY Condition: PEAK_BE(B4)_16-24 3m DRH18-E_LE2C04A18EN_250520 VERTICAL : RBW:1000.000kHz VBW:3000.000kHz SWT:Auto Freq Level Limit Line Margin Read Level Ant Factor Cable Loss Preamp Factor Aux Factor APos TPos Remark MHz dBuV/m dBuV/m dB dBuV dB/m dB dB dB cm deg 1 5635.69 55.38 68.20 -12.82 43.49 33.09 12.43 34.54 0.91 100 22 Peak 2 5650.51 54.22 68.58 -14.36 42.20 33.21 12.43 34.56 0.94 100 22 Peak 3 5700.04 67.55 105.21 -37.66 54.97 33.70 12.45 34.60 1.03 100 22 Peak 4 5720.71 72.54 112.41 -39.87 59.95 33.70 12.45 34.62 1.06 100 22 Peak	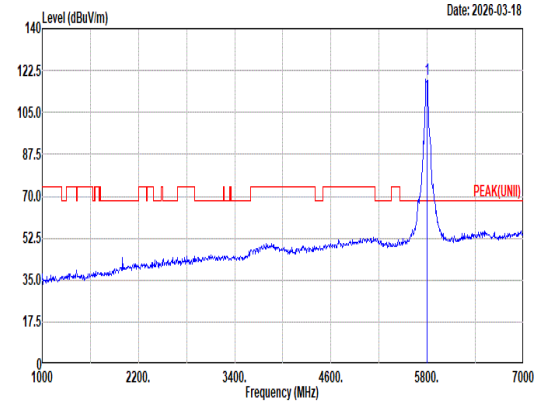 Site : 03CH22-HY Condition: PEAK(UNII) 3m DRH18-E_LE2C04A18EN_250520 VERTICAL : RBW:1000.000kHz VBW:3000.000kHz SWT:Auto Freq Level Limit Line Margin Read Level Ant Factor Cable Loss Preamp Factor Aux Factor APos TPos Remark MHz dBuV/m dBuV/m dB dBuV dB/m dB dB dB cm deg 1 5795.00 119.01 ------ ------ 106.28 33.76 12.47 34.67 1.17 100 22 Peak
Avg	Blank	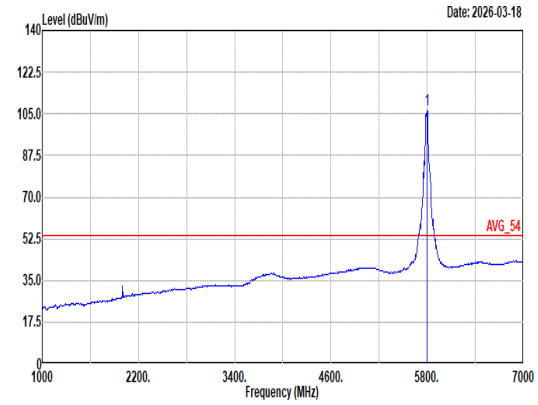 Site : 03CH22-HY Condition: AVG_54 3m DRH18-E_LE2C04A18EN_250520 VERTICAL : RBW:1000.000kHz VBW:3000.000kHz SWT:Auto Freq Level Limit Line Margin Read Level Ant Factor Cable Loss Preamp Factor Aux Factor APos TPos Remark MHz dBuV/m dBuV/m dB dBuV dB/m dB dB dB cm deg 1 5795.00 106.75 ------ ------ 94.00 33.78 12.48 34.70 1.19 100 22 Average

Mode	77	
	Band Edge - R	
	U-NII-3_5.725-5.85_802.11ax HE40_CH159_Full RU_5795MHz	
ANT	1+2	
Pol.	Vertical	Fundamental
Peak	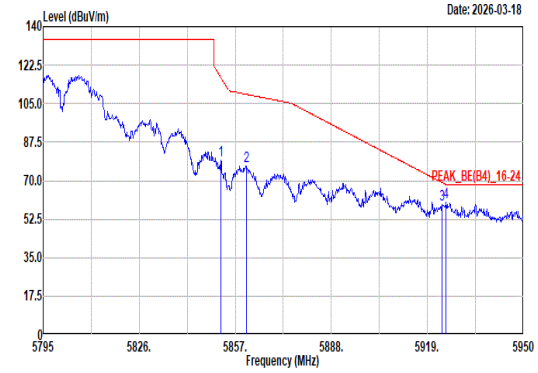 Site : 03CH22-HY Condition: PEAK_BE(B4)_16-24 3m DRH18-E_LE2C04A18EN_250520 VERTICAL : RBW:1000.000kHz VBW:3000.000kHz SWT:Auto Limit Read Ant Cable Preamp Aux APos TPos Freq Level Line Margin Level Factor Loss Factor Factor Remark MHz dBuV/m dBuV/m dB dBuV dB/m dB dB dB cm deg 1 5852.35 79.43 116.84 -37.41 66.84 33.60 12.60 34.74 1.13 100 22 Peak 2 5860.57 76.84 109.24 -32.40 64.22 33.62 12.62 34.74 1.12 100 22 Peak 3 5923.81 59.07 69.08 -10.01 46.40 33.65 12.78 34.80 1.04 100 22 Peak 4 5925.05 60.03 68.20 -8.17 47.36 33.65 12.78 34.80 1.04 100 22 Peak	Blank

Mode	77	
	Harmonic	
	U-NII-3_5.725-5.85_802.11ax HE40_CH159_Full RU_5795MHz	
ANT	1+2	
Pol.	Horizontal	Vertical
Peak Avg	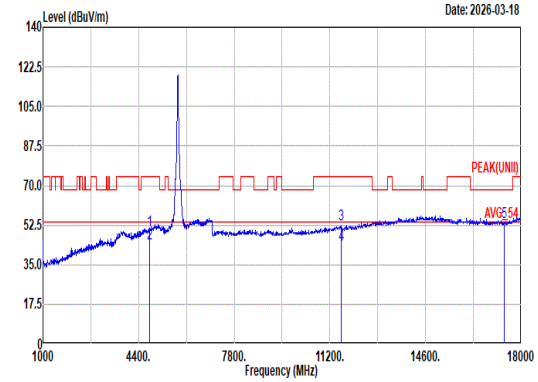 Site : 03CH22-HY Condition: PEAK(UNII) 3m DRH18-E_LE2C04A18EN_250520 HORIZONTAL Freq Level Limit Line Margin Read Level Ant Factor Cable Loss Preamp Factor Aux Factor APos TPos Remark MHz dBuV/m dBuV/m dB dBuV dB/m dB dB dB cm deg 1 4798.00 50.34 74.00 -23.66 39.26 32.19 11.50 33.55 0.94 308 335 Peak 2 4798.00 44.62 54.00 -9.38 33.54 32.19 11.50 33.55 0.94 308 335 Average 3 11590.00 53.00 74.00 -21.00 35.01 39.00 17.92 40.31 1.38 200 302 Peak 4 11590.00 43.62 54.00 -10.38 25.63 39.00 17.92 40.31 1.38 200 302 Average 5 17385.00 54.04 68.20 -14.16 36.67 40.27 21.81 46.63 1.92 -- -- Peak	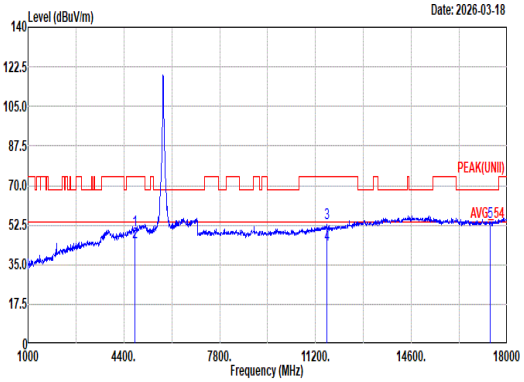 Site : 03CH22-HY Condition: PEAK(UNII) 3m DRH18-E_LE2C04A18EN_250520 VERTICAL Freq Level Limit Line Margin Read Level Ant Factor Cable Loss Preamp Factor Aux Factor APos TPos Remark MHz dBuV/m dBuV/m dB dBuV dB/m dB dB dB cm deg 1 4798.00 50.13 74.00 -23.87 39.05 32.19 11.50 33.55 0.94 100 123 Peak 2 4798.00 45.14 54.00 -8.86 34.06 32.19 11.50 33.55 0.94 100 123 Average 3 11590.00 53.35 74.00 -20.65 35.36 39.00 17.92 40.31 1.38 387 82 Peak 4 11590.00 44.05 54.00 -9.95 26.06 39.00 17.92 40.31 1.38 387 82 Average 5 17385.00 54.10 68.20 -14.10 36.73 40.27 21.81 46.63 1.92 -- -- Peak

Mode	77	
	Harmonic	
	U-NII-3_5.725-5.85_802.11ax HE40_CH159_Full RU_5795MHz	
ANT	1+2	
Pol.	Horizontal	Vertical
10.6G ~18G Avg	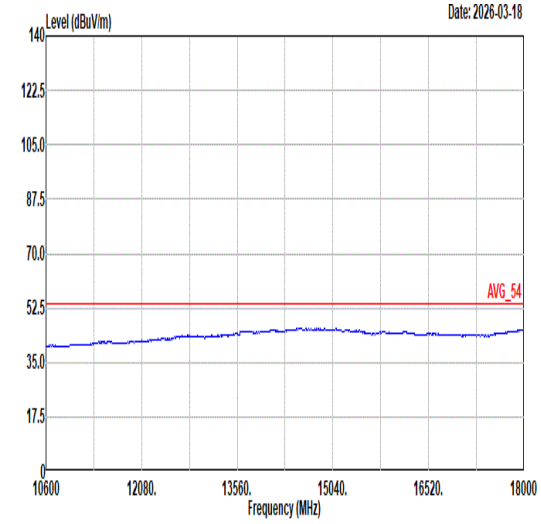 Site : 03CH22-HY Condition: AVG_54 3m DRH18-E_LE2C04A18EN_250520 HORIZONTAL	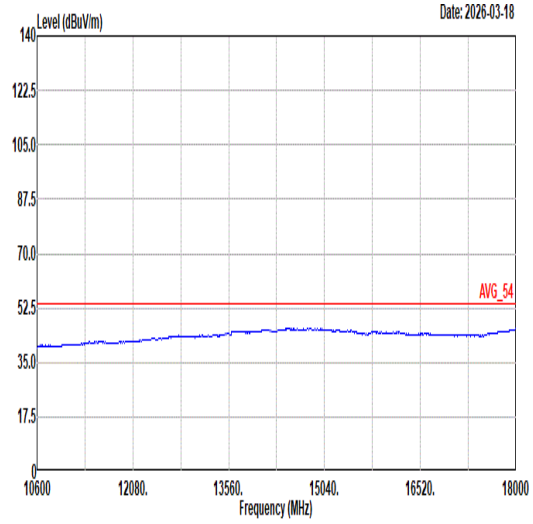 Site : 03CH22-HY Condition: AVG_54 3m DRH18-E_LE2C04A18EN_250520 VERTICAL

Mode	78	
	Band Edge - L	
	U-NII-3_5.725-5.85_802.11ax HE80_CH155_Full RU_5775MHz	
ANT	1+2	
Pol.	Horizontal	Fundamental
Peak	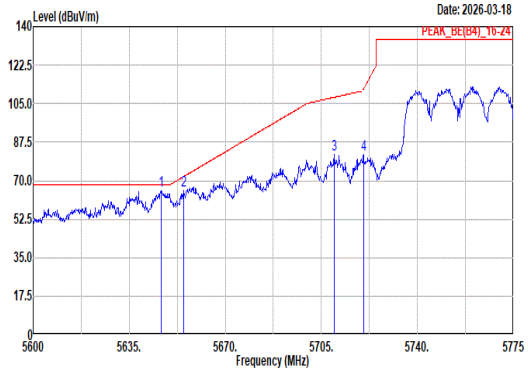 Site : 03CH22-HY Condition: PEAK_BE(B4)_16-24 3m DRH18-E_LE2C04A18EN_250520 HORIZONTAL : RBW:1000.000kHz VBW:3000.000kHz SWT:Auto Freq Level Limit Line Margin Read Level Ant Factor Cable Loss Preamp Factor Aux Factor APos TPos Remark MHz dBuV/m dBuV/m dB dBuV dB/m dB dB dB cm deg 1 5646.73 65.46 68.20 -2.74 53.48 33.17 12.43 34.55 0.93 300 196 Peak 2 5654.78 65.32 71.75 -6.43 53.25 33.25 12.43 34.56 0.95 300 196 Peak 3 5709.73 81.92 107.93 -26.01 69.34 33.70 12.45 34.61 1.04 300 196 Peak 4 5720.40 82.10 111.71 -29.61 69.51 33.70 12.45 34.62 1.06 300 196 Peak	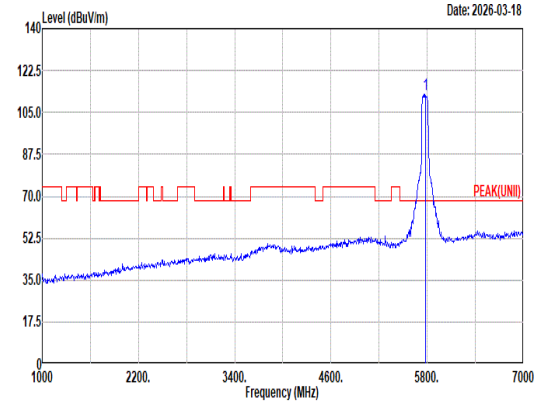 Site : 03CH22-HY Condition: PEAK(UNII) 3m DRH18-E_LE2C04A18EN_250520 HORIZONTAL : RBW:1000.000kHz VBW:3000.000kHz SWT:Auto Freq Level Limit Line Margin Read Level Ant Factor Cable Loss Preamp Factor Aux Factor APos TPos Remark MHz dBuV/m dBuV/m dB dBuV dB/m dB dB dB cm deg 1 5775.00 112.55 ------ ------ 99.86 33.74 12.46 34.66 1.15 300 196 Peak
Avg	Blank	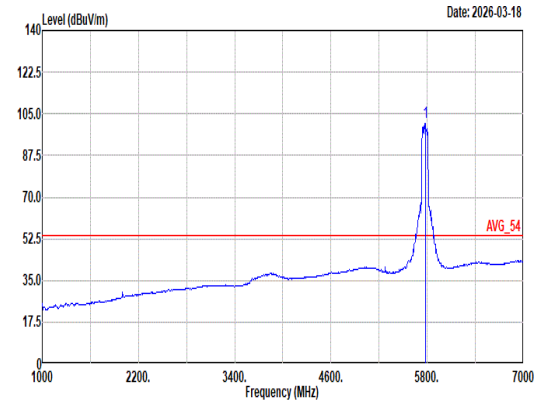 Site : 03CH22-HY Condition: AVG_54 3m DRH18-E_LE2C04A18EN_250520 HORIZONTAL : RBW:1000.000kHz VBW:3000.000kHz SWT:Auto Freq Level Limit Line Margin Read Level Ant Factor Cable Loss Preamp Factor Aux Factor APos TPos Remark MHz dBuV/m dBuV/m dB dBuV dB/m dB dB dB cm deg 1 5775.00 101.29 ------ ------ 88.60 33.74 12.46 34.66 1.15 300 196 Average

Mode	78	
	Band Edge - R	
	U-NII-3_5.725-5.85_802.11ax HE80_CH155_Full RU_5775MHz	
ANT	1+2	
Pol.	Horizontal	Fundamental
Peak	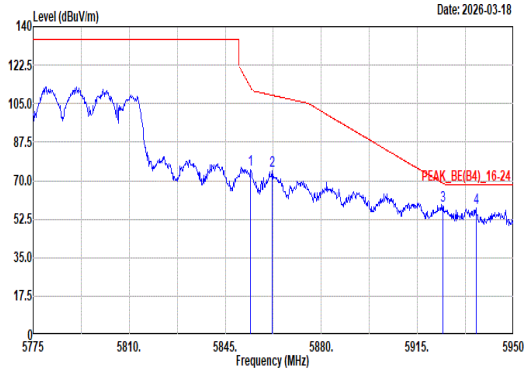 Site : 03CH22-HY Condition: PEAK_BE(B4)_16-24 3m DRH18-E_LE2C04A18EN_250520 HORIZONTAL : RBW:1000.000kHz VBW:3000.000kHz SWT:Auto Limit Read Ant Cable Preamp Aux APos TPos Freq Level Line Margin Level Factor Loss Factor Factor Remark MHz dBuV/m dBuV/m dB dBuV dB/m dB dB dB cm deg 1 5854.28 75.23 112.45 -37.22 62.62 33.61 12.61 34.74 1.13 300 196 Peak 2 5861.98 74.25 108.84 -34.59 61.64 33.62 12.62 34.75 1.12 300 196 Peak 3 5924.28 58.66 68.73 -10.07 45.99 33.65 12.78 34.80 1.04 300 196 Peak 4 5936.35 57.50 68.20 -10.70 44.85 33.63 12.81 34.81 1.02 300 196 Peak	Blank

Mode	78
	Band Edge - L
	U-NII-3_5.725-5.85_802.11ax HE80_CH155_Full RU_5775MHz
ANT	1+2

Pol.	Vertical	Fundamental
Peak	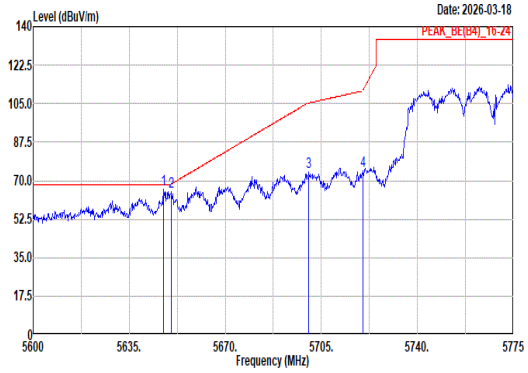 Site : 03CH22-HY Condition: PEAK_BE(B4)_16-24 3m DRH18-E_LE2C04A18EN_250520 VERTICAL : RBW:1000.000kHz VBW:3000.000kHz SWT:Auto Freq Level Limit Line Margin Read Level Ant Factor Cable Loss Preamp Factor Aux Factor APos TPos Remark MHz dBuV/m dBuV/m dB dBuV dB/m dB dB dB cm deg 1 5647.60 65.89 68.20 -2.31 53.90 33.18 12.43 34.55 0.93 100 13 Peak 2 5650.40 64.79 68.50 -3.71 52.78 33.20 12.43 34.56 0.94 100 13 Peak 3 5700.45 73.92 105.33 -31.41 61.34 33.70 12.45 34.60 1.03 100 13 Peak 4 5720.23 74.37 111.31 -36.94 61.78 33.70 12.45 34.62 1.06 100 13 Peak	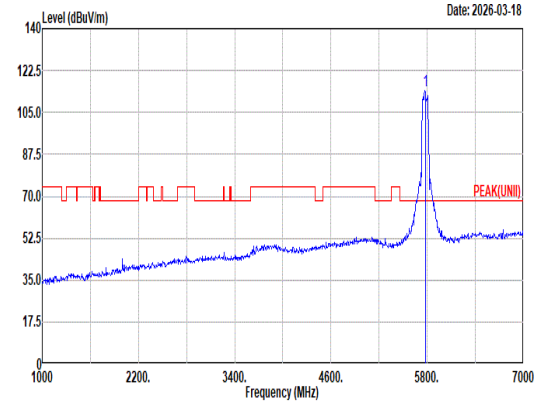 Site : 03CH22-HY Condition: PEAK(UNII) 3m DRH18-E_LE2C04A18EN_250520 VERTICAL : RBW:1000.000kHz VBW:3000.000kHz SWT:Auto Freq Level Limit Line Margin Read Level Ant Factor Cable Loss Preamp Factor Aux Factor APos TPos Remark MHz dBuV/m dBuV/m dB dBuV dB/m dB dB dB cm deg 1 5775.00 114.12 ------ ------ 101.43 33.74 12.46 34.66 1.15 100 13 Peak
Avg	Blank	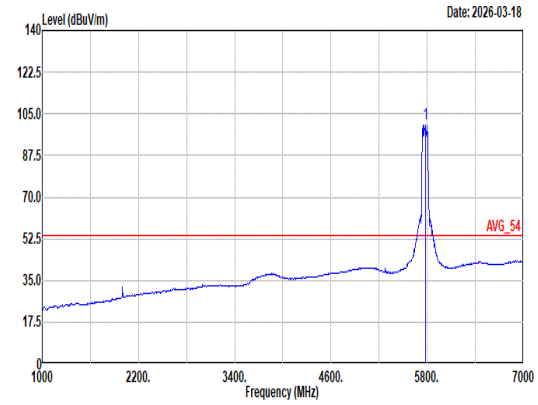 Site : 03CH22-HY Condition: AVG_54 3m DRH18-E_LE2C04A18EN_250520 VERTICAL : RBW:1000.000kHz VBW:3000.000kHz SWT:Auto Freq Level Limit Line Margin Read Level Ant Factor Cable Loss Preamp Factor Aux Factor APos TPos Remark MHz dBuV/m dBuV/m dB dBuV dB/m dB dB dB cm deg 1 5775.00 100.89 ------ ------ 88.26 33.70 12.46 34.65 1.12 100 13 Average

Mode	78	
	Band Edge - R	
	U-NII-3_5.725-5.85_802.11ax HE80_CH155_Full RU_5775MHz	
ANT	1+2	
Pol.	Vertical	Fundamental
Peak	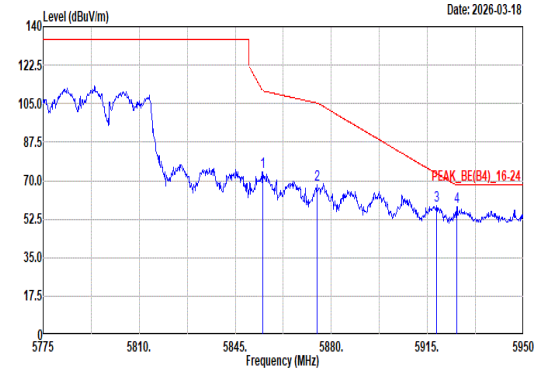 Site : 03CH22-HY Condition: PEAK_BE(B4)_16-24 3m DRH18-E_LE2C04A18EN_250520 VERTICAL : RBW:1000.000kHz VBW:3000.000kHz SWT:Auto Limit Read Ant Cable Preamp Aux APos TPos Freq Level Line Margin Level Factor Loss Factor Factor Remark MHz dBuV/m dBuV/m dB dBuV dB/m dB dB dB cm deg 1 5854.98 74.16 110.86 -36.70 61.55 33.61 12.61 34.74 1.13 100 13 Peak 2 5874.75 68.25 105.27 -37.02 55.60 33.65 12.66 34.76 1.10 100 13 Peak 3 5918.33 58.49 73.12 -14.63 45.81 33.66 12.77 34.80 1.05 100 13 Peak 4 5925.68 58.02 68.20 -10.18 45.35 33.65 12.78 34.80 1.04 100 13 Peak	Blank

Mode	78	
	Harmonic	
	U-NII-3_5.725-5.85_802.11ax HE80_CH155_Full RU_5775MHz	
ANT	1+2	
Pol.	Horizontal	Vertical
Peak Avg	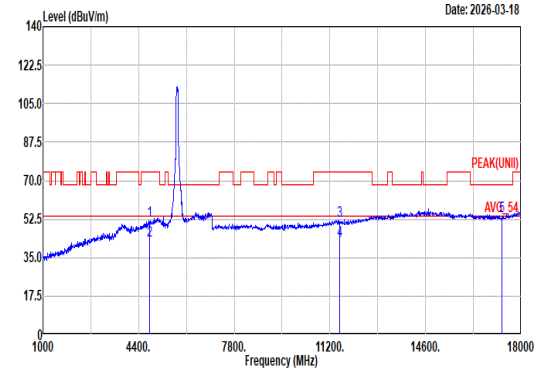 Site : 03CH22-HY Condition: PEAK(UNII) 3m DRH18-E_LE2C04A18EN_250520 HORIZONTAL Freq Level Limit Line Margin Read Level Ant Factor Cable Loss Preamp Factor Aux Factor APos TPos Remark MHz dBuV/m dBuV/m dB dBuV dB/m dB dB dB cm deg 1 4798.00 51.95 74.00 -22.05 40.87 32.19 11.50 33.55 0.94 100 127 Peak 2 4798.00 42.75 54.00 -11.25 31.67 32.19 11.50 33.55 0.94 100 127 Average 3 11550.00 51.99 74.00 -22.01 34.00 39.00 17.90 40.28 1.37 -- -- Peak 4 11550.00 42.77 54.00 -11.23 24.78 39.00 17.90 40.28 1.37 -- -- Average 5 17325.00 53.93 68.20 -14.27 36.59 40.20 21.80 46.58 1.92 -- -- Peak	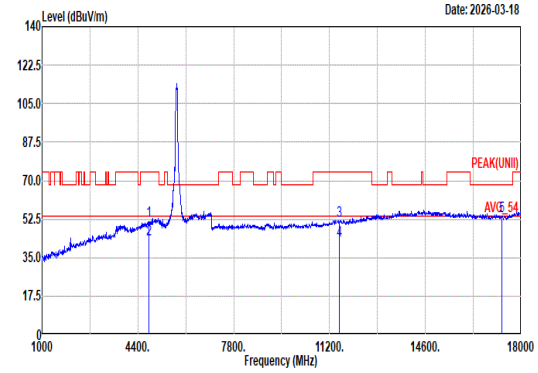 Site : 03CH22-HY Condition: PEAK(UNII) 3m DRH18-E_LE2C04A18EN_250520 VERTICAL Freq Level Limit Line Margin Read Level Ant Factor Cable Loss Preamp Factor Aux Factor APos TPos Remark MHz dBuV/m dBuV/m dB dBuV dB/m dB dB dB cm deg 1 4798.00 51.94 74.00 -22.06 40.86 32.19 11.50 33.55 0.94 307 331 Peak 2 4798.00 43.18 54.00 -10.82 32.10 32.19 11.50 33.55 0.94 307 331 Average 3 11550.00 51.91 74.00 -22.09 33.92 39.00 17.90 40.28 1.37 -- -- Peak 4 11550.00 42.71 54.00 -11.29 24.72 39.00 17.90 40.28 1.37 -- -- Average 5 17325.00 53.86 68.20 -14.34 36.52 40.20 21.80 46.58 1.92 -- -- Peak

Mode	78	
	Harmonic	
	U-NII-3_5.725-5.85_802.11ax HE80_CH155_Full RU_5775MHz	
ANT	1+2	
Pol.	Horizontal	Vertical
10.6G ~18G Avg	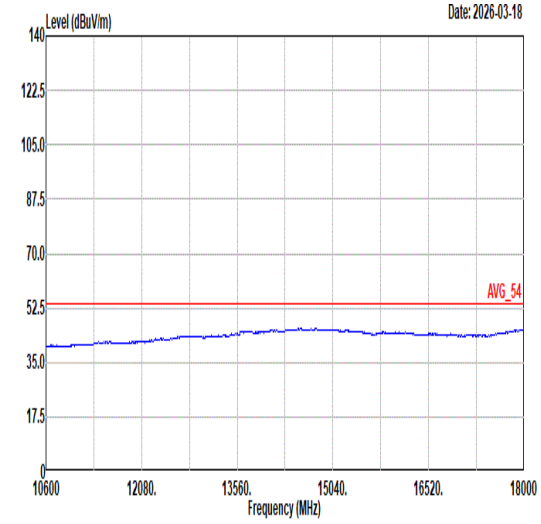 Site : 03CH22-HY Condition: AVG_54 3m DRH18-E_LE2C04A18EN_250520 HORIZONTAL	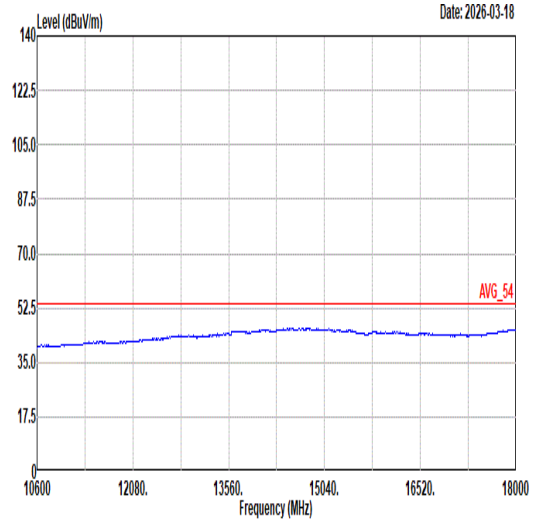 Site : 03CH22-HY Condition: AVG_54 3m DRH18-E_LE2C04A18EN_250520 VERTICAL

Mode	80
	LF
	U-NII-3_5.725-5.85_802.11n HT40_CH151_5755MHz
ANT	1+2

Pol.	Horizontal	Vertical
QP/ Peak	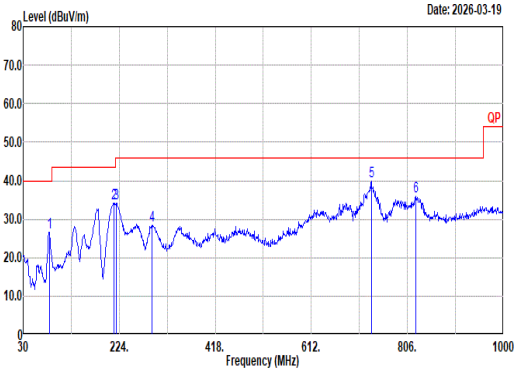	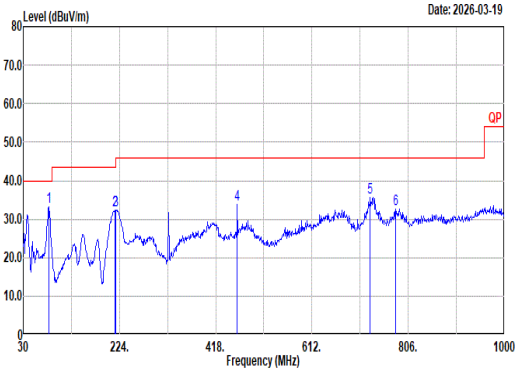

Site : 03CH22-HY
Condition: QP 3m Bilog_63304_251126 HORIZONTAL

	Freq	Level	Limit Line	Margin	Read Level	Ant Factor	Cable Loss	Preamp Factor	Aux Factor	APos	TPos	Remark
	MHz	dBuV/m	dBuV/m	dB	dBuV	dB/m	dB	dB	dB	cm	deg	
1	83.35	26.58	40.00	-13.42	43.82	13.78	1.48	32.56	0.06	--	--	Peak
2	213.33	34.07	43.50	-9.43	49.24	14.89	2.36	32.49	0.07	--	--	Peak
3	218.18	34.11	46.00	-11.89	49.17	14.97	2.39	32.49	0.07	--	--	Peak
4	289.96	28.40	46.00	-17.60	39.03	19.01	2.80	32.52	0.08	--	--	Peak
5	733.25	39.75	46.00	-6.25	39.89	27.72	4.52	32.55	0.17	--	--	Peak
6	822.49	35.85	46.00	-10.15	35.17	27.92	4.75	32.20	0.21	--	--	Peak

Site : 03CH22-HY
Condition: QP 3m Bilog_63304_251126 VERTICAL

	Freq	Level	Limit Line	Margin	Read Level	Ant Factor	Cable Loss	Preamp Factor	Aux Factor	APos	TPos	Remark
	MHz	dBuV/m	dBuV/m	dB	dBuV	dB/m	dB	dB	dB	cm	deg	
1	82.38	33.28	40.00	-6.72	50.67	13.66	1.47	32.57	0.05	--	--	Peak
2	215.27	32.24	43.50	-11.26	47.44	14.85	2.37	32.49	0.07	--	--	Peak
3	217.21	32.43	46.00	-13.57	47.56	14.91	2.38	32.49	0.07	--	--	Peak
4	461.65	33.73	46.00	-12.27	39.36	23.26	3.62	32.62	0.11	--	--	Peak
5	729.37	35.58	46.00	-10.42	35.95	27.53	4.50	32.56	0.16	--	--	Peak
6	780.78	32.66	46.00	-13.34	32.18	28.06	4.62	32.40	0.20	--	--	Peak

Mode	81	
	SHF	
	U-NII-3_5.725-5.85_802.11n HT40_CH151_5755MHz	
ANT	1+2	
Pol.	Horizontal	Vertical
Peak	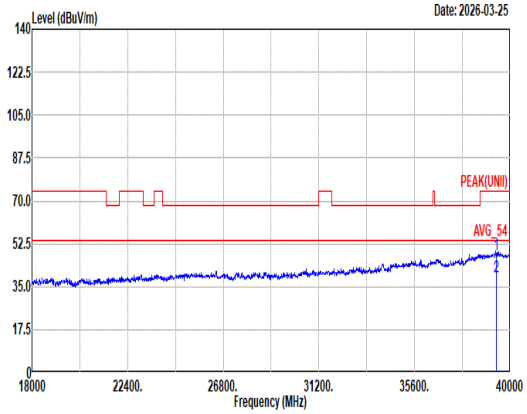 Site : 03CH22-HY Condition: PEAK(UNII) 1m SHF_1224_250702 HORIZONTAL Freq Level Limit Line Margin Read Level Ant Factor Cable Loss Preamp Factor Aux Factor APos TPos Remark MHz dBuV/m dBuV/m dB dBuV dB/m dB dB dB cm deg 1 39348.78 48.21 74.00 -25.79 39.87 45.29 34.59 62.00 -9.54 -- -- PEAK 2 39348.78 38.90 54.00 -15.10 30.56 45.29 34.59 62.00 -9.54 -- -- Average	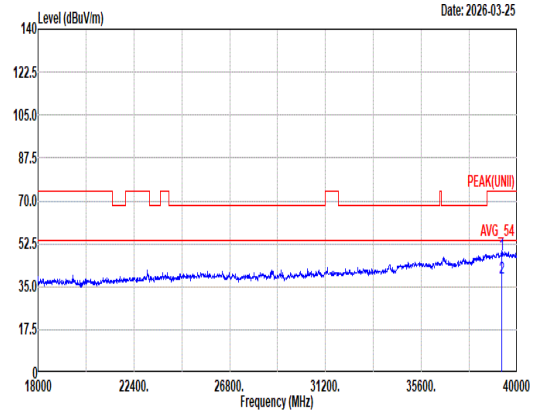 Site : 03CH22-HY Condition: PEAK(UNII) 1m SHF_1224_250702 VERTICAL Freq Level Limit Line Margin Read Level Ant Factor Cable Loss Preamp Factor Aux Factor APos TPos Remark MHz dBuV/m dBuV/m dB dBuV dB/m dB dB dB cm deg 1 39299.63 48.16 74.00 -25.84 40.26 44.90 34.54 62.00 -9.54 -- -- PEAK 2 39299.63 38.54 54.00 -15.46 30.64 44.90 34.54 62.00 -9.54 -- -- Average

Appendix D. Duty Cycle Plots

Antenna	Band	Duty Cycle (%)	Duty Factor(dB)
1+2	802.11a	91.67	0.38
1+2	5GHz 802.11n HT20	92.35	0.35
1+2	5GHz 802.11n HT40	91.25	0.40
1+2	5GHz 802.11ac VHT80	91.25	0.40
1+2	5GHz 802.11ac VHT160	83.90	0.76
1+2	5GHz 802.11ax HE20 Full RU	92.38	0.34
1+2	5GHz 802.11ax HE40 Full RU	91.61	0.38
1+2	5GHz 802.11ax HE80 Full RU	91.89	0.37
1+2	5GHz 802.11ax HE160 Full RU	90.97	0.41

<Ant. 1+2>

802.11a

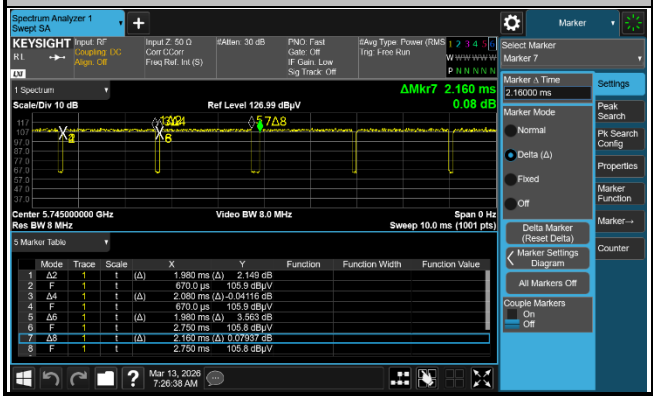

5GHz 802.11n HT20

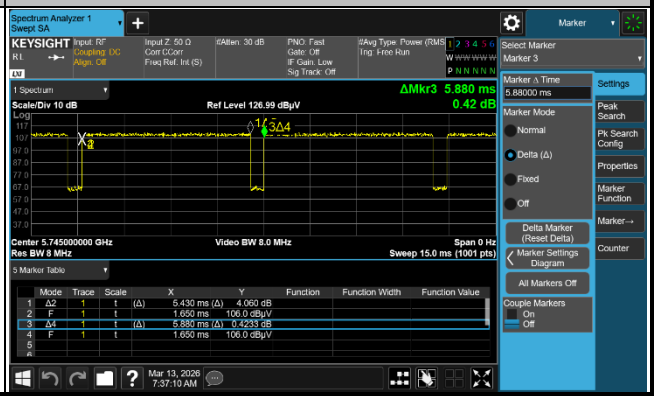

5GHz 802.11n HT40

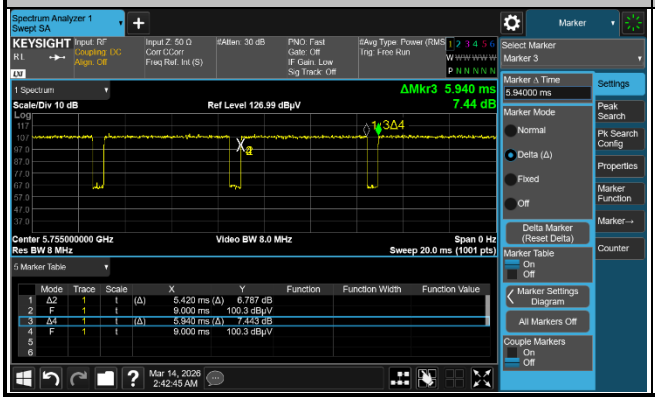

5GHz 802.11ac VHT80

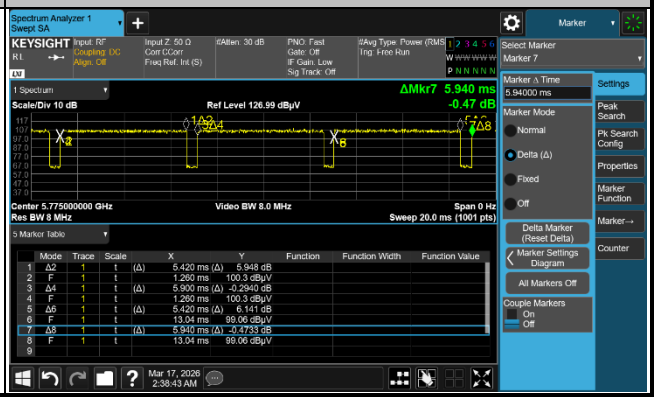

5GHz 802.11ac VHT160

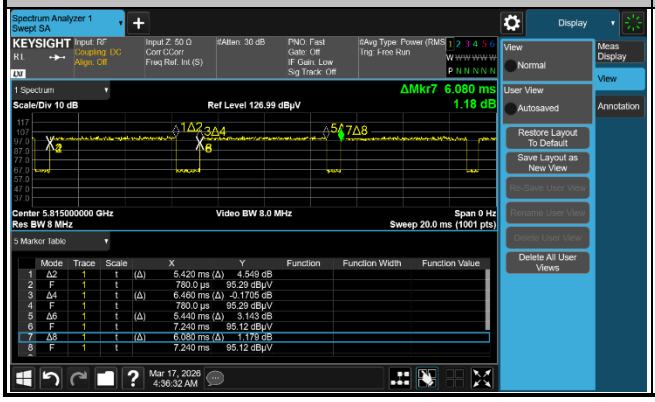

5GHz 802.11ax HE20 Full RU

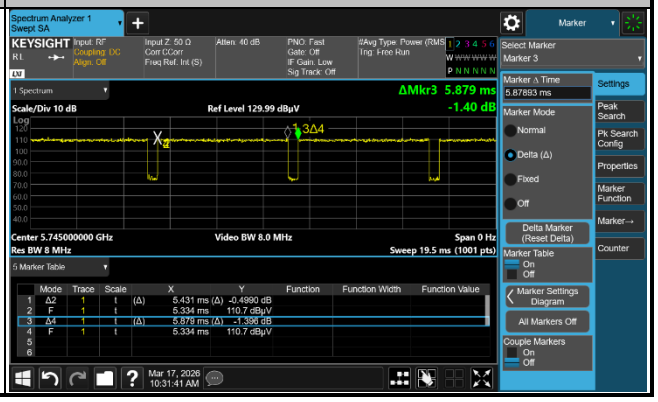

5GHz 802.11ax HE40 Full RU

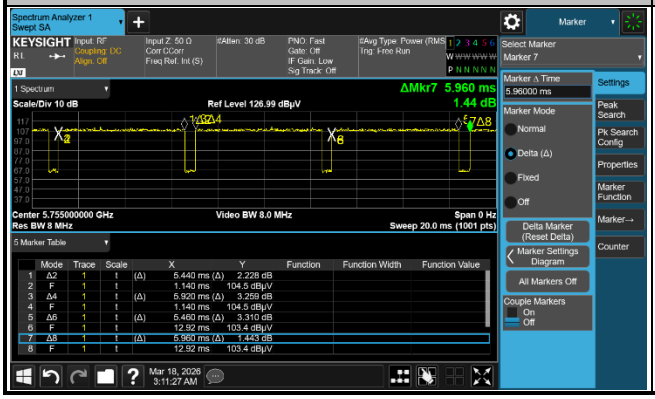

5GHz 802.11ax HE80 Full RU

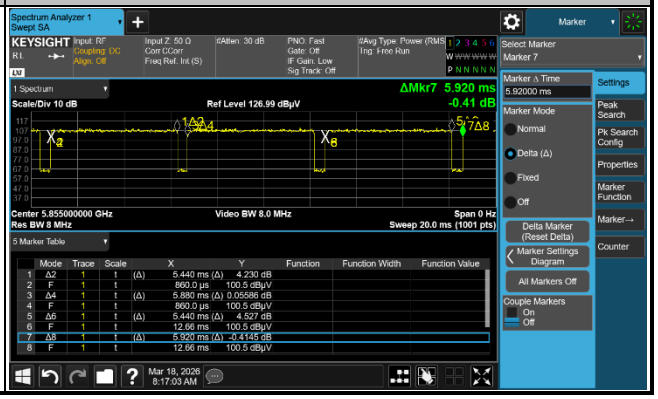
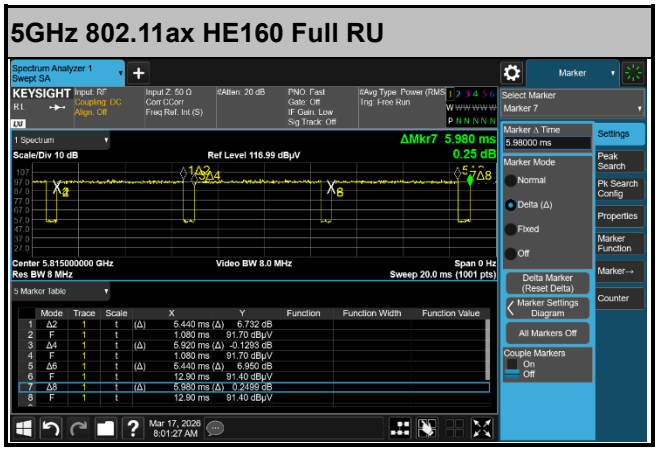
5GHz 802.11ax HE160 Full RU