Mode	87	
	Harmonic	
	U-NII-4_5.85-5.895_802.11n HT20_CH177_5885MHz	
ANT	1+2	
Pol.	Horizontal	Vertical
Peak Avg	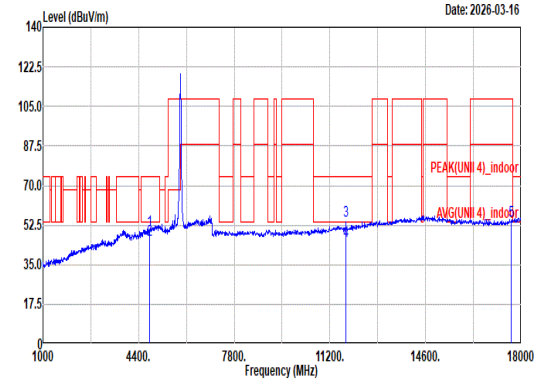 Site : 03CH22-HY Condition: PEAK(UNII 4)_indoor 3m DRH18-E_LE2C04A18EN_250520 HORIZONTAL Freq Level Limit Line Margin Read Level Ant Factor Cable Loss Preamp Factor Aux Factor APos TPos Remark MHz dBuV/m dBuV/m dB dBuV dB/m dB dB dB cm deg 1 4798.00 50.39 74.00 -23.61 39.31 32.19 11.50 33.55 0.94 307 336 Peak 2 4798.00 46.18 54.00 -7.82 35.10 32.19 11.50 33.55 0.94 307 336 Average 3 11770.00 54.58 74.00 -19.42 36.64 39.00 18.03 40.48 1.39 195 302 Peak 4 11770.00 45.27 54.00 -8.73 27.33 39.00 18.03 40.48 1.39 195 302 Average 5 17655.00 54.53 108.20 -53.67 36.53 40.62 21.99 46.51 1.90 -- -- Peak	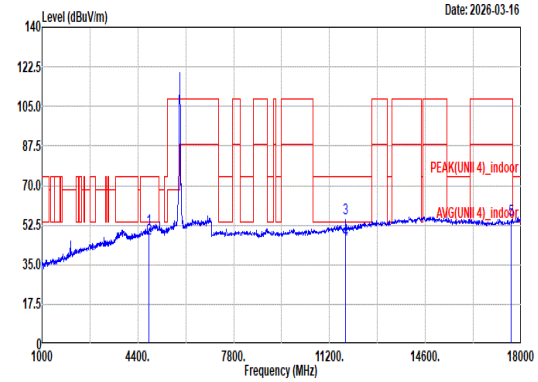 Site : 03CH22-HY Condition: PEAK(UNII 4)_indoor 3m DRH18-E_LE2C04A18EN_250520 VERTICAL Freq Level Limit Line Margin Read Level Ant Factor Cable Loss Preamp Factor Aux Factor APos TPos Remark MHz dBuV/m dBuV/m dB dBuV dB/m dB dB dB cm deg 1 4798.00 50.87 74.00 -23.13 39.79 32.19 11.50 33.55 0.94 100 124 Peak 2 4798.00 46.32 54.00 -7.68 35.24 32.19 11.50 33.55 0.94 100 124 Average 3 11770.00 55.62 74.00 -18.38 37.68 39.00 18.03 40.48 1.39 292 233 Peak 4 11770.00 46.16 54.00 -7.84 28.22 39.00 18.03 40.48 1.39 292 233 Average 5 17655.00 54.90 108.20 -53.30 36.90 40.62 21.99 46.51 1.90 -- -- Peak

Mode	87	
	Harmonic	
	U-NII-4_5.85-5.895_802.11n HT20_CH177_5885MHz	
ANT	1+2	
Pol.	Horizontal	Vertical
10.6G ~18G Avg	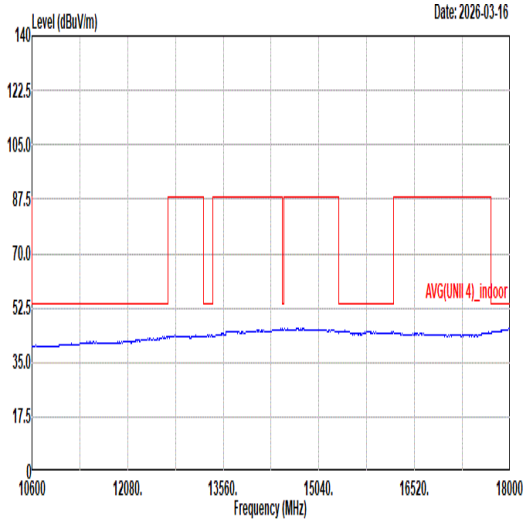 Site : 03CH22-HY Condition: AVG(UNII 4)_indoor 3m DRH18-E_LE2C04A18EN_250520 HORIZONTAL	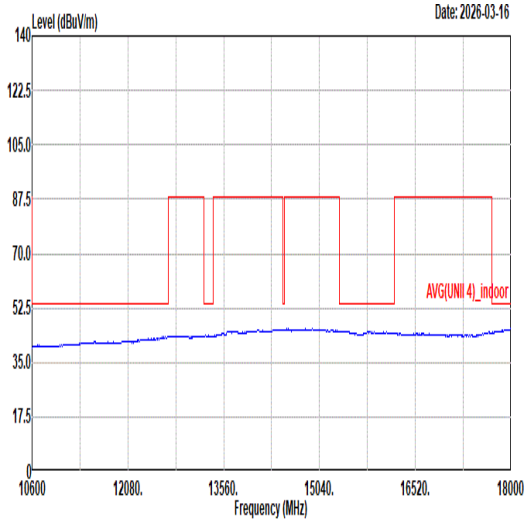 Site : 03CH22-HY Condition: AVG(UNII 4)_indoor 3m DRH18-E_LE2C04A18EN_250520 VERTICAL

Mode	88
	Band Edge - L
	U-NII-4_5.85-5.895_802.11n HT40_CH167_5835MHz
ANT	1+2

Pol.	Horizontal	Fundamental
Peak	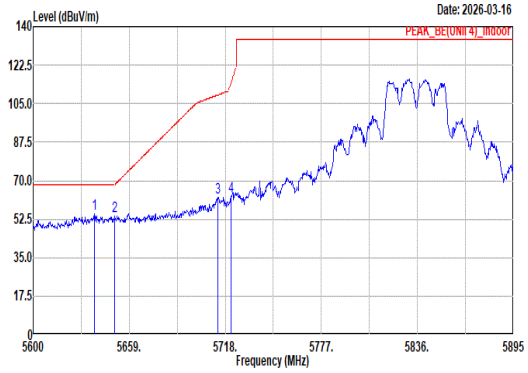 Site : 03CH22-HY Condition: PEAK_BE(UNII 4)_indoor 3m DRH18-E_LE2C04A18EN_250520 HORIZONTAL : RBW:1000.000kHz VBW:3000.000kHz SWT:Auto Freq Level Limit Line Margin Read Level Ant Factor Cable Loss Preamp Factor Aux Factor APos TPos Remark MHz dBuV/m dBuV/m dB dBuV dB/m dB dB dB cm deg 1 5637.76 54.85 68.20 -13.35 42.94 33.10 12.43 34.54 0.92 300 197 Peak 2 5650.15 53.83 68.31 -14.48 41.82 33.20 12.43 34.56 0.94 300 197 Peak 3 5713.58 62.34 109.00 -46.66 49.75 33.70 12.45 34.61 1.05 300 197 Peak 4 5721.54 62.92 114.31 -51.39 50.33 33.70 12.45 34.62 1.06 300 197 Peak	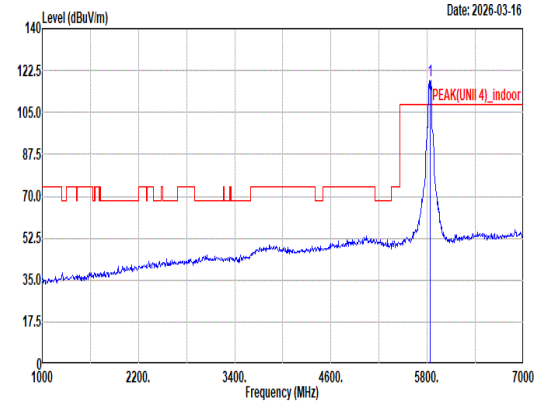 Site : 03CH22-HY Condition: PEAK(UNII 4)_indoor 3m DRH18-E_LE2C04A18EN_250520 HORIZONTAL : RBW:1000.000kHz VBW:3000.000kHz SWT:Auto Freq Level Limit Line Margin Read Level Ant Factor Cable Loss Preamp Factor Aux Factor APos TPos Remark MHz dBuV/m dBuV/m dB dBuV dB/m dB dB dB cm deg 1 5835.00 118.32 ------ ------ 105.65 33.68 12.55 34.72 1.16 300 197 Peak
Avg	Blank	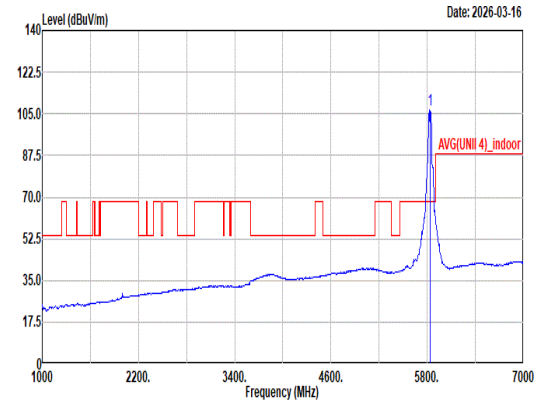 Site : 03CH22-HY Condition: AVG(UNII 4)_indoor 3m DRH18-E_LE2C04A18EN_250520 HORIZONTAL : RBW:1000.000kHz VBW:3000.000kHz SWT:Auto Freq Level Limit Line Margin Read Level Ant Factor Cable Loss Preamp Factor Aux Factor APos TPos Remark MHz dBuV/m dBuV/m dB dBuV dB/m dB dB dB cm deg 1 5835.00 106.94 ------ ------ 94.27 33.68 12.55 34.72 1.16 300 197 Average

Mode	88	
	Band Edge - R	
	U-NII-4_5.85-5.895_802.11n HT40_CH167_5835MHz	
ANT	1+2	
Pol.	Horizontal	Fundamental
Peak	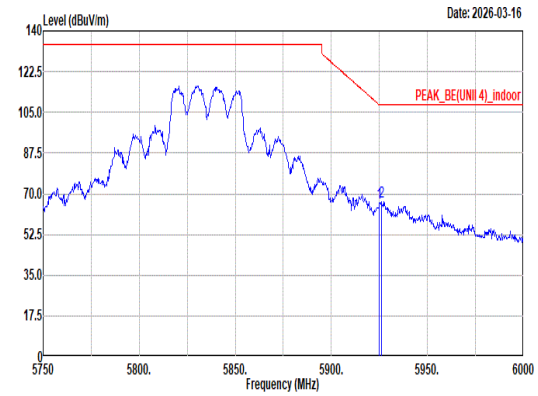 Site : 03CH22-HY Condition: PEAK_BE(UNII 4)_indoor 3m DRH18-E_LE2C04A18EN_250520 HORIZONTAL : RBW:1000.000kHz VBW:3000.000kHz SWT:Auto Limit Read Ant Cable Preamp Aux APos TPos Freq Level Line Margin Level Factor Loss Factor Factor Remark MHz dBuV/m dBuV/m dB dBuV dB/m dB dB dB cm deg 1 5925.00 65.93 108.20 -42.27 53.26 33.65 12.78 34.80 1.04 300 197 Peak 2 5926.00 66.64 108.20 -41.56 53.97 33.65 12.78 34.80 1.04 300 197 Peak	Blank
Avg	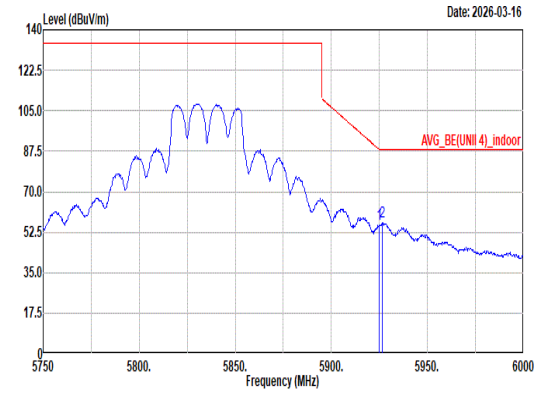 Site : 03CH22-HY Condition: AVG_BE(UNII 4)_indoor 3m DRH18-E_LE2C04A18EN_250520 HORIZONTAL : RBW:1000.000kHz VBW:3000.000kHz SWT:Auto Limit Read Ant Cable Preamp Aux APos TPos Freq Level Line Margin Level Factor Loss Factor Factor Remark MHz dBuV/m dBuV/m dB dBuV dB/m dB dB dB cm deg 1 5925.00 56.05 88.20 -32.15 43.38 33.65 12.78 34.80 1.04 300 197 Average 2 5926.50 57.02 88.20 -31.18 44.34 33.65 12.79 34.80 1.04 300 197 Average	Blank

Mode	88	
	Band Edge - L	
	U-NII-4_5.85-5.895_802.11n HT40_CH167_5835MHz	
ANT	1+2	
Pol.	Vertical	Fundamental
Peak	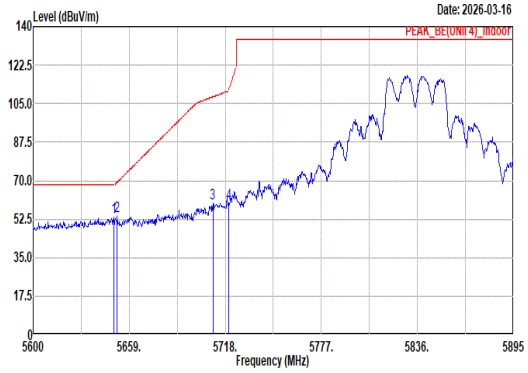 Site : 03CH22-HY Condition: PEAK_BE(UNII 4)_indoor 3m DRH18-E_LE2C04A18EN_250520 VERTICAL : RBW:1000.000kHz VBW:3000.000kHz SWT:Auto Freq Level Limit Line Margin Read Level Ant Factor Cable Loss Preamp Factor Aux Factor APos TPos Remark MHz dBuV/m dBuV/m dB dBuV dB/m dB dB dB cm deg 1 5649.56 53.32 68.20 -14.88 41.30 33.20 12.43 34.55 0.94 100 36 Peak 2 5651.63 54.00 69.41 -15.41 41.97 33.22 12.43 34.56 0.94 100 36 Peak 3 5710.33 59.93 108.09 -48.16 47.35 33.70 12.45 34.61 1.04 100 36 Peak 4 5720.07 59.83 110.95 -51.12 47.24 33.70 12.45 34.62 1.06 100 36 Peak	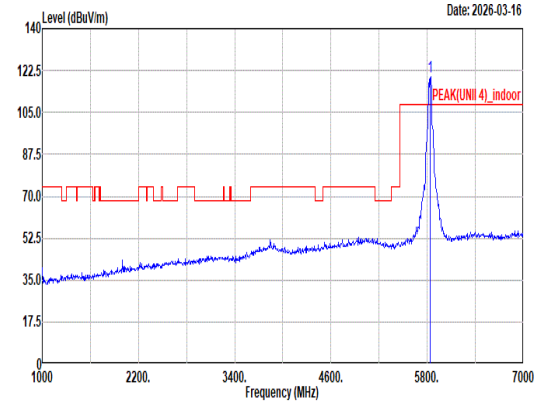 Site : 03CH22-HY Condition: PEAK(UNII 4)_indoor 3m DRH18-E_LE2C04A18EN_250520 VERTICAL : RBW:1000.000kHz VBW:3000.000kHz SWT:Auto Freq Level Limit Line Margin Read Level Ant Factor Cable Loss Preamp Factor Aux Factor APos TPos Remark MHz dBuV/m dBuV/m dB dBuV dB/m dB dB dB cm deg 1 5835.00 119.93 ------ ------ 107.31 33.63 12.57 34.73 1.15 100 36 Peak
Avg	Blank	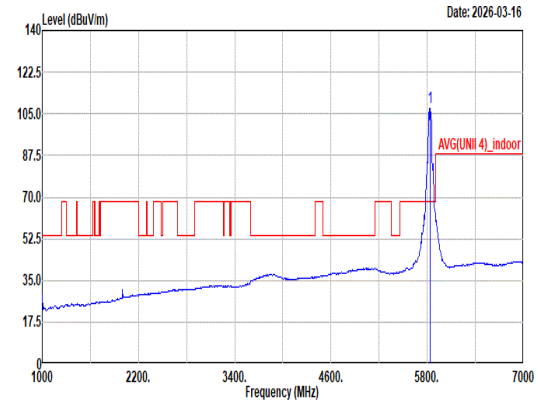 Site : 03CH22-HY Condition: AVG(UNII 4)_indoor 3m DRH18-E_LE2C04A18EN_250520 VERTICAL : RBW:1000.000kHz VBW:3000.000kHz SWT:Auto Freq Level Limit Line Margin Read Level Ant Factor Cable Loss Preamp Factor Aux Factor APos TPos Remark MHz dBuV/m dBuV/m dB dBuV dB/m dB dB dB cm deg 1 5835.00 107.82 ------ ------ 95.15 33.68 12.55 34.72 1.16 100 36 Average

Mode	88	
	Band Edge - R	
	U-NII-4_5.85-5.895_802.11n HT40_CH167_5835MHz	
ANT	1+2	
Pol.	Vertical	Fundamental
Peak	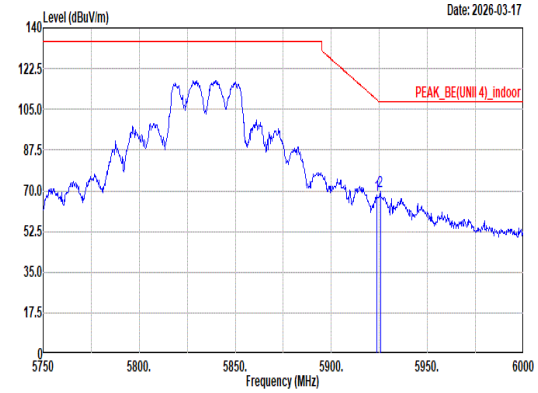 Site : 03CH22-HY Condition: PEAK_BE(UNII 4)_indoor 3m DRH18-E_LE2C04A18EN_250520 VERTICAL : RBW:1000.000kHz VBW:3000.000kHz SWT:Auto Limit Read Ant Cable Preamp Aux APos TPos Freq Level Line Margin Level Factor Loss Factor Factor Remark MHz dBuV/m dBuV/m dB dBuV dB/m dB dB dB cm deg 1 5923.50 67.92 109.30 -41.38 55.25 33.65 12.78 34.80 1.04 100 36 Peak 2 5925.50 69.64 108.20 -38.56 56.97 33.65 12.78 34.80 1.04 100 36 Peak	Blank
Avg	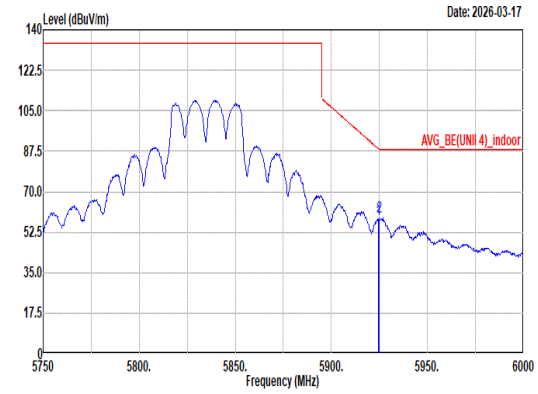 Site : 03CH22-HY Condition: AVG_BE(UNII 4)_indoor 3m DRH18-E_LE2C04A18EN_250520 VERTICAL : RBW:1000.000kHz VBW:3000.000kHz SWT:Auto Limit Read Ant Cable Preamp Aux APos TPos Freq Level Line Margin Level Factor Loss Factor Factor Remark MHz dBuV/m dBuV/m dB dBuV dB/m dB dB dB cm deg 1 5924.50 58.35 88.57 -30.22 45.68 33.65 12.78 34.80 1.04 100 36 Average 2 5925.00 59.00 88.20 -29.20 46.33 33.65 12.78 34.80 1.04 100 36 Average	Blank

Mode	88	
	Harmonic	
	U-NII-4_5.85-5.895_802.11n HT40_CH167_5835MHz	
ANT	1+2	
Pol.	Horizontal	Vertical
Peak Avg	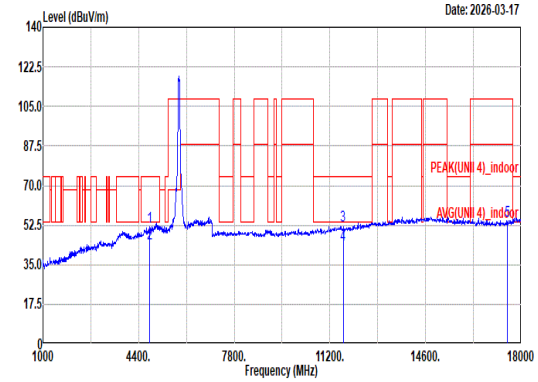 Site : 03CH22-HY Condition: PEAK(UNII 4)_indoor 3m DRH18-E_LE2C04A18EN_250520 HORIZONTAL Freq Level Limit Line Margin Read Level Ant Factor Cable Loss Preamp Factor Aux Factor APos TPos Remark MHz dBuV/m dBuV/m dB dBuV dB/m dB dB dB cm deg 1 4798.00 51.83 74.00 -22.17 40.75 32.19 11.50 33.55 0.94 294 339 Peak 2 4798.00 44.55 54.00 -9.45 33.47 32.19 11.50 33.55 0.94 294 339 Average 3 11670.00 52.41 74.00 -21.59 34.49 38.96 17.97 40.39 1.38 193 303 Peak 4 11670.00 43.61 54.00 -10.39 25.69 38.96 17.97 40.39 1.38 193 303 Average 5 17505.00 54.59 108.20 -53.61 37.17 40.41 21.83 46.73 1.91 -- -- Peak	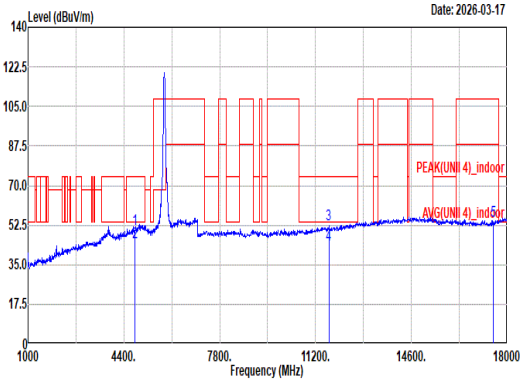 Site : 03CH22-HY Condition: PEAK(UNII 4)_indoor 3m DRH18-E_LE2C04A18EN_250520 VERTICAL Freq Level Limit Line Margin Read Level Ant Factor Cable Loss Preamp Factor Aux Factor APos TPos Remark MHz dBuV/m dBuV/m dB dBuV dB/m dB dB dB cm deg 1 4798.00 50.56 74.00 -23.44 39.48 32.19 11.50 33.55 0.94 102 124 Peak 2 4798.00 45.01 54.00 -8.99 33.93 32.19 11.50 33.55 0.94 102 124 Average 3 11670.00 52.75 74.00 -21.25 34.83 38.96 17.97 40.39 1.38 400 83 Peak 4 11670.00 44.02 54.00 -9.98 26.10 38.96 17.97 40.39 1.38 400 83 Average 5 17505.00 54.31 108.20 -53.89 36.89 40.41 21.83 46.73 1.91 -- -- Peak

Mode	88	
	Harmonic	
	U-NII-4_5.85-5.895_802.11n HT40_CH167_5835MHz	
ANT	1+2	
Pol.	Horizontal	Vertical
10.6G ~18G Avg	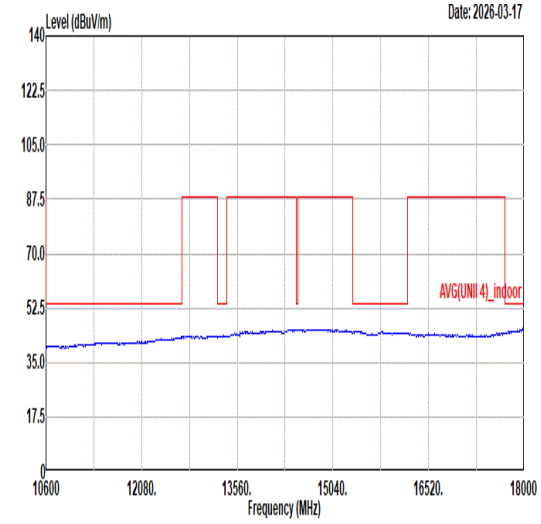 Site : 03CH22-HY Condition: AVG(UNII 4)_indoor 3m DRH18-E_LE2C04A18EN_250520 HORIZONTAL	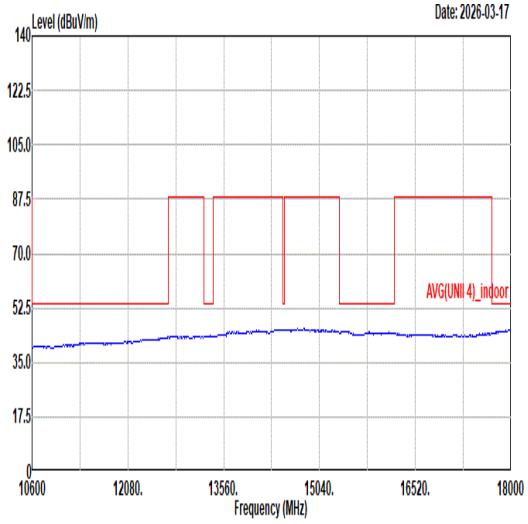 Site : 03CH22-HY Condition: AVG(UNII 4)_indoor 3m DRH18-E_LE2C04A18EN_250520 VERTICAL

Mode	89	
	Band Edge - L	
	U-NII-4_5.85-5.895_802.11n HT40_CH175_5875MHz	
ANT	1+2	
Pol.	Horizontal	Fundamental
Peak	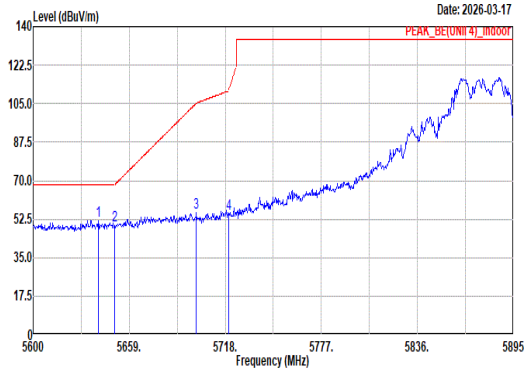 Site : 03CH22-HY Condition: PEAK_BE(UNII 4)_indoor 3m DRH18-E_LE2C04A18EN_250520 HORIZONTAL : RBW:1000.000kHz VBW:3000.000kHz SWT:Auto Freq Level Limit Line Margin Read Level Ant Factor Cable Loss Preamp Factor Aux Factor APos TPos Remark MHz dBuV/m dBuV/m dB dBuV dB/m dB dB dB cm deg 1 5640.12 52.02 68.20 -16.18 40.10 33.12 12.43 34.55 0.92 261 0 Peak 2 5650.15 49.45 68.31 -18.86 37.44 33.20 12.43 34.56 0.94 261 0 Peak 3 5700.30 55.33 105.28 -49.95 42.75 33.70 12.45 34.60 1.03 261 0 Peak 4 5720.07 55.12 110.95 -55.83 42.53 33.70 12.45 34.62 1.06 261 0 Peak	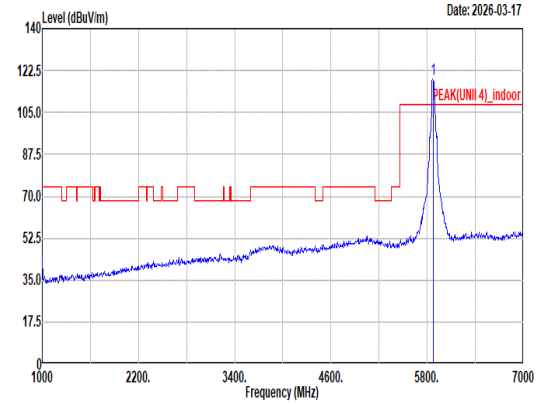 Site : 03CH22-HY Condition: PEAK(UNII 4)_indoor 3m DRH18-E_LE2C04A18EN_250520 HORIZONTAL : RBW:1000.000kHz VBW:3000.000kHz SWT:Auto Freq Level Limit Line Margin Read Level Ant Factor Cable Loss Preamp Factor Aux Factor APos TPos Remark MHz dBuV/m dBuV/m dB dBuV dB/m dB dB dB cm deg 1 5875.00 118.77 ------ ------ 106.14 33.63 12.64 34.75 1.11 261 0 Peak
Avg	Blank	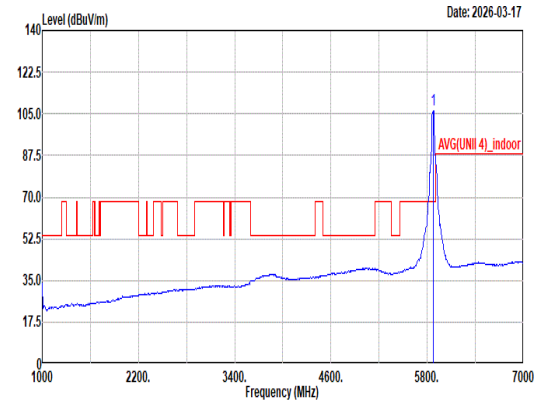 Site : 03CH22-HY Condition: AVG(UNII 4)_indoor 3m DRH18-E_LE2C04A18EN_250520 HORIZONTAL : RBW:1000.000kHz VBW:3000.000kHz SWT:Auto Freq Level Limit Line Margin Read Level Ant Factor Cable Loss Preamp Factor Aux Factor APos TPos Remark MHz dBuV/m dBuV/m dB dBuV dB/m dB dB dB cm deg 1 5875.00 106.70 ------ ------ 94.03 33.67 12.68 34.77 1.09 261 0 Average

Mode	89	
	Band Edge - R	
	U-NII-4_5.85-5.895_802.11n HT40_CH175_5875MHz	
ANT	1+2	
Pol.	Horizontal	Fundamental
Peak	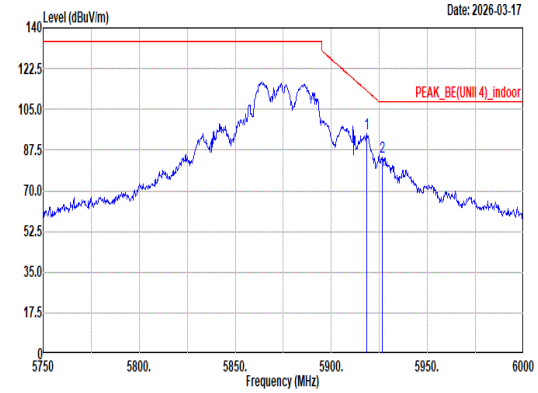 Site : 03CH22-HY Condition: PEAK_BE(UNII 4)_indoor 3m DRH18-E_LE2C04A18EN_250520 HORIZONTAL : RBW:1000.000kHz VBW:3000.000kHz SWT:Auto Freq Level Limit Line Margin Read Level Ant Factor Cable Loss Preamp Factor Aux Factor APos TPos Remark MHz dBuV/m dBuV/m dB dBuV dB/m dB dB dB cm deg 1 5918.50 94.41 112.96 -18.55 81.73 33.66 12.77 34.80 1.05 261 0 Peak 2 5926.50 84.67 108.20 -23.53 71.99 33.65 12.79 34.80 1.04 261 0 Peak	Blank
Avg	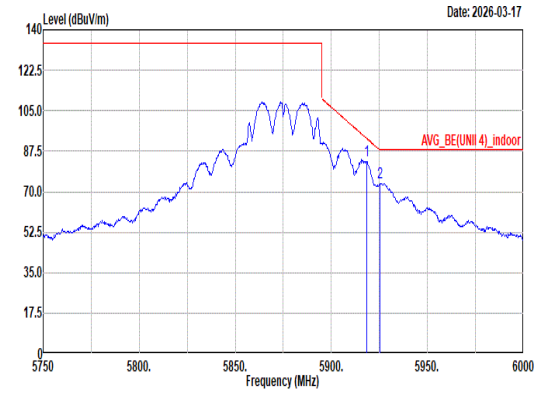 Site : 03CH22-HY Condition: AVG_BE(UNII 4)_indoor 3m DRH18-E_LE2C04A18EN_250520 HORIZONTAL : RBW:1000.000kHz VBW:3000.000kHz SWT:Auto Freq Level Limit Line Margin Read Level Ant Factor Cable Loss Preamp Factor Aux Factor APos TPos Remark MHz dBuV/m dBuV/m dB dBuV dB/m dB dB dB cm deg 1 5918.50 83.30 92.96 -9.66 70.62 33.66 12.77 34.80 1.05 261 0 Average 2 5925.25 74.07 88.20 -14.13 61.40 33.65 12.78 34.80 1.04 261 0 Average	Blank

Mode	89
	Band Edge - L
	U-NII-4_5.85-5.895_802.11n HT40_CH175_5875MHz
ANT	1+2

Pol.	Vertical	Fundamental
Peak	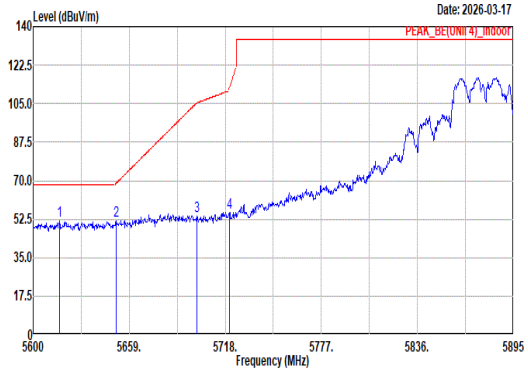 Site : 03CH22-HY Condition: PEAK_BE(UNII 4)_indoor 3m DRH18-E_LE2C04A18EN_250520 VERTICAL : RBW:1000.000kHz VBW:3000.000kHz SWT:Auto Freq Level Limit Line Margin Read Level Ant Factor Cable Loss Preamp Factor Aux Factor APos TPos Remark MHz dBuV/m dBuV/m dB dBuV dB/m dB dB dB cm deg 1 5616.23 51.53 68.20 -16.67 39.82 32.93 12.42 34.52 0.88 100 13 Peak 2 5651.04 51.85 68.97 -17.12 39.83 33.21 12.43 34.56 0.94 100 13 Peak 3 5700.60 54.11 105.37 -51.26 41.53 33.70 12.45 34.60 1.03 100 13 Peak 4 5720.36 55.69 111.62 -55.93 43.10 33.70 12.45 34.62 1.06 100 13 Peak	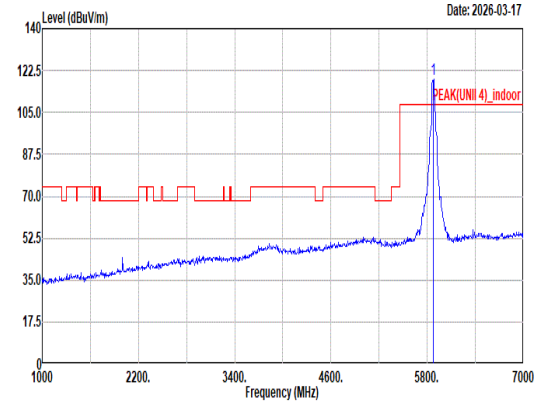 Site : 03CH22-HY Condition: PEAK(UNII 4)_indoor 3m DRH18-E_LE2C04A18EN_250520 VERTICAL : RBW:1000.000kHz VBW:3000.000kHz SWT:Auto Freq Level Limit Line Margin Read Level Ant Factor Cable Loss Preamp Factor Aux Factor APos TPos Remark MHz dBuV/m dBuV/m dB dBuV dB/m dB dB dB cm deg 1 5875.00 118.69 ------ ------ 106.02 33.67 12.68 34.77 1.09 100 13 Peak
Avg	Blank	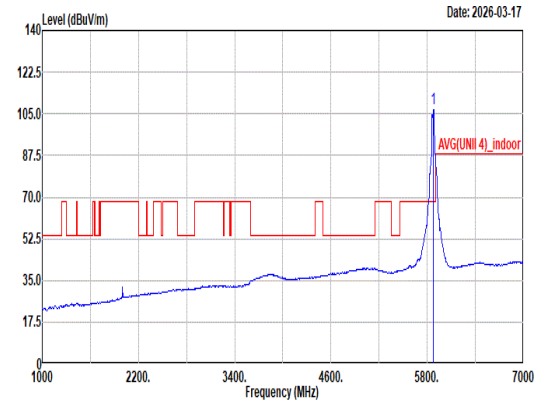 Site : 03CH22-HY Condition: AVG(UNII 4)_indoor 3m DRH18-E_LE2C04A18EN_250520 VERTICAL : RBW:1000.000kHz VBW:3000.000kHz SWT:Auto Freq Level Limit Line Margin Read Level Ant Factor Cable Loss Preamp Factor Aux Factor APos TPos Remark MHz dBuV/m dBuV/m dB dBuV dB/m dB dB dB cm deg 1 5875.00 107.12 ------ ------ 94.45 33.67 12.68 34.77 1.09 100 13 Average

Mode	89	
	Band Edge - R	
	U-NII-4_5.85-5.895_802.11n HT40_CH175_5875MHz	
ANT	1+2	
Pol.	Vertical	Fundamental
Peak	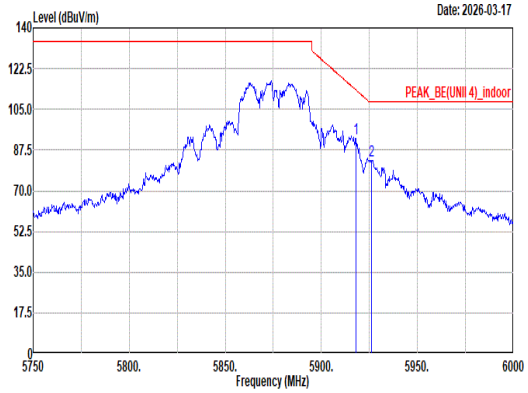 Site : 03CH22-HY Condition: PEAK_BE(UNII 4)_indoor 3m DRH18-E_LE2C04A18EN_250520 VERTICAL : RBW:1000.000kHz VBW:3000.000kHz SWT:Auto Freq Level Limit Line Margin Read Level Ant Factor Cable Loss Preamp Factor Aux Factor APos TPos Remark MHz dBuV/m dBuV/m dB dBuV dB/m dB dB dB cm deg 1 5918.00 92.58 113.32 -20.74 79.90 33.66 12.77 34.80 1.05 100 13 Peak 2 5926.00 83.20 108.20 -25.00 70.53 33.65 12.78 34.80 1.04 100 13 Peak	Blank
Avg	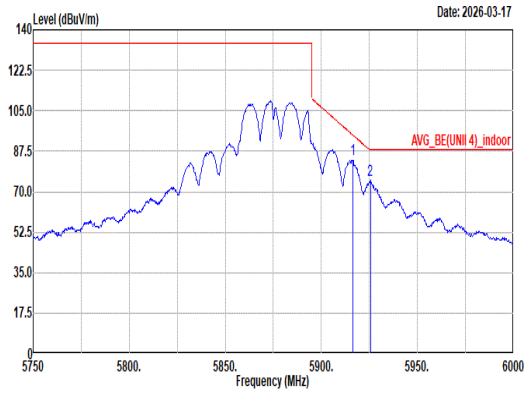 Site : 03CH22-HY Condition: AVG_BE(UNII 4)_indoor 3m DRH18-E_LE2C04A18EN_250520 VERTICAL : RBW:1000.000kHz VBW:3000.000kHz SWT:Auto Freq Level Limit Line Margin Read Level Ant Factor Cable Loss Preamp Factor Aux Factor APos TPos Remark MHz dBuV/m dBuV/m dB dBuV dB/m dB dB dB cm deg 1 5916.25 84.08 94.61 -10.53 71.39 33.67 12.76 34.79 1.05 100 13 Average 2 5925.50 75.19 88.20 -13.01 62.52 33.65 12.78 34.80 1.04 100 13 Average	Blank

Mode	89	
	Harmonic	
	U-NII-4_5.85-5.895_802.11n HT40_CH175_5875MHz	
ANT	1+2	
Pol.	Horizontal	Vertical
Peak Avg	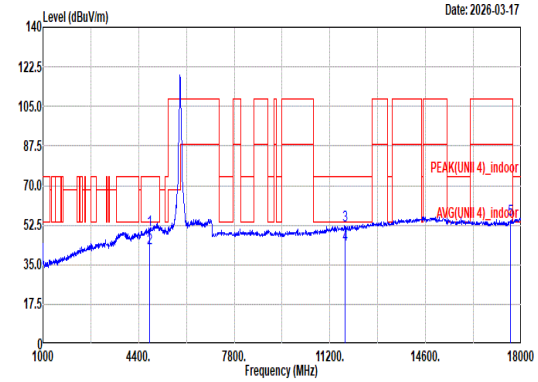 Site : 03CH22-HY Condition: PEAK(UNII 4)_indoor 3m DRH18-E_LE2C04A18EN_250520 HORIZONTAL 1 4798.00 50.10 74.00 -23.90 39.02 32.19 11.50 33.55 0.94 306 338 Peak 2 4798.00 42.47 54.00 -11.53 31.39 32.19 11.50 33.55 0.94 306 338 Average 3 11750.00 52.47 74.00 -21.53 34.53 39.00 18.02 40.47 1.39 201 303 Peak 4 11750.00 43.90 54.00 -10.10 25.96 39.00 18.02 40.47 1.39 201 303 Average 5 17625.00 55.08 108.20 -53.12 37.18 40.60 21.96 46.56 1.90 -- -- Peak	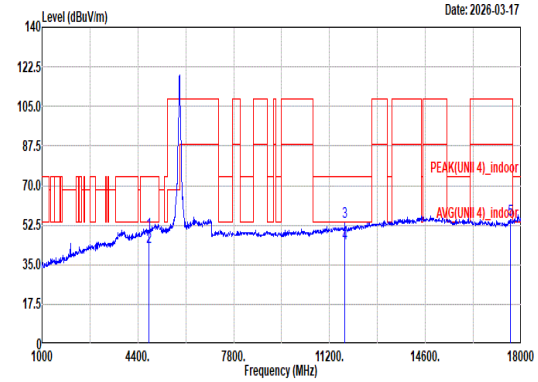 Site : 03CH22-HY Condition: PEAK(UNII 4)_indoor 3m DRH18-E_LE2C04A18EN_250520 VERTICAL 1 4798.00 49.07 74.00 -24.93 37.99 32.19 11.50 33.55 0.94 100 125 Peak 2 4798.00 42.82 54.00 -11.18 31.74 32.19 11.50 33.55 0.94 100 125 Average 3 11750.00 54.12 74.00 -19.88 36.18 39.00 18.02 40.47 1.39 298 233 Peak 4 11750.00 44.44 54.00 -9.56 26.50 39.00 18.02 40.47 1.39 298 233 Average 5 17625.00 55.10 108.20 -53.10 37.20 40.60 21.96 46.56 1.90 -- -- Peak

Mode	89	
	Harmonic	
	U-NII-4_5.85-5.895_802.11n HT40_CH175_5875MHz	
ANT	1+2	
Pol.	Horizontal	Vertical
10.6G ~18G Avg	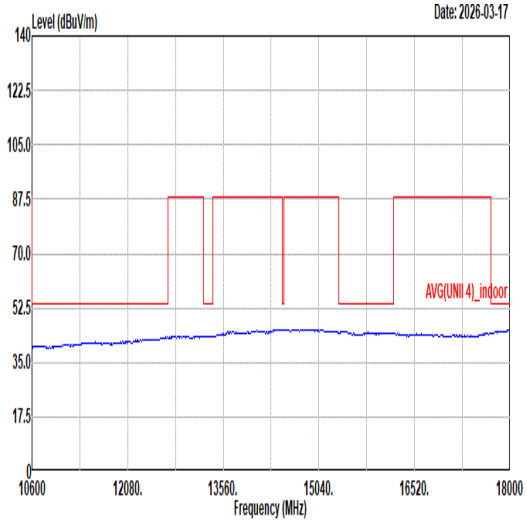 Site : 03CH22-HY Condition: AVG(UNII 4)_indoor 3m DRH18-E_LE2C04A18EN_250520 HORIZONTAL	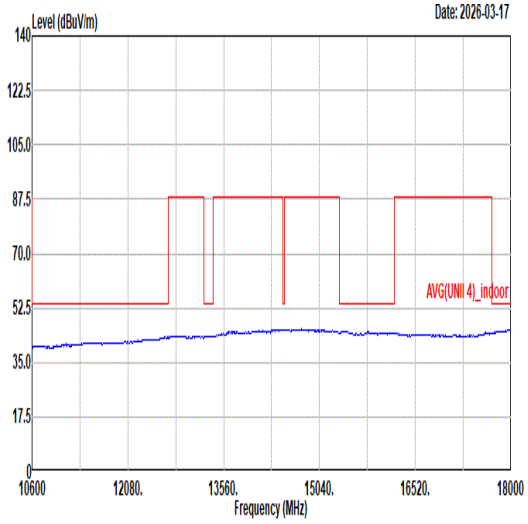 Site : 03CH22-HY Condition: AVG(UNII 4)_indoor 3m DRH18-E_LE2C04A18EN_250520 VERTICAL

Mode	90	
	Band Edge - L	
	U-NII-4_5.85-5.895_802.11ac VHT80_CH171_5855MHz	
ANT	1+2	
Pol.	Horizontal	Fundamental
Peak	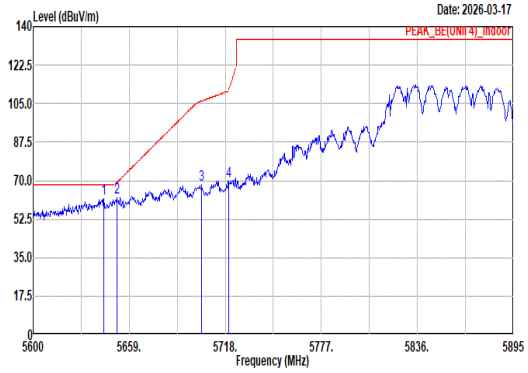 Site : 03CH22-HY Condition: PEAK_BE(UNII 4)_indoor 3m DRH18-E_LE2C04A18EN_250520 HORIZONTAL : RBW:1000.000kHz VBW:3000.000kHz SWT:Auto 1 5643.37 61.72 68.20 -6.48 49.76 33.15 12.43 34.55 0.93 247 0 Peak 2 5651.33 62.27 69.19 -6.92 50.25 33.21 12.43 34.56 0.94 247 0 Peak 3 5703.55 67.93 106.19 -38.26 55.35 33.70 12.45 34.60 1.03 247 0 Peak 4 5720.07 69.76 110.95 -41.19 57.17 33.70 12.45 34.62 1.06 247 0 Peak	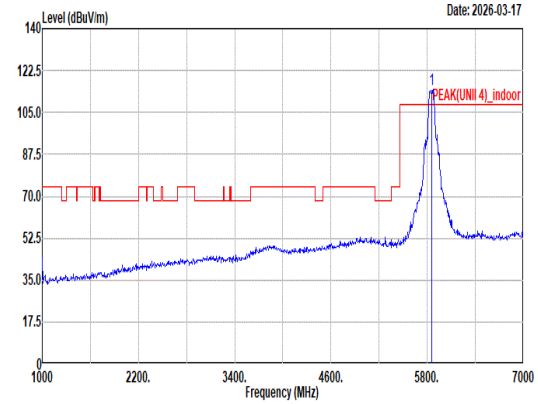 Site : 03CH22-HY Condition: PEAK(UNII 4)_indoor 3m DRH18-E_LE2C04A18EN_250520 HORIZONTAL : RBW:1000.000kHz VBW:3000.000kHz SWT:Auto 1 5855.00 114.85 ------ ------ 102.20 33.64 12.65 34.75 1.11 247 0 Peak
Avg	Blank	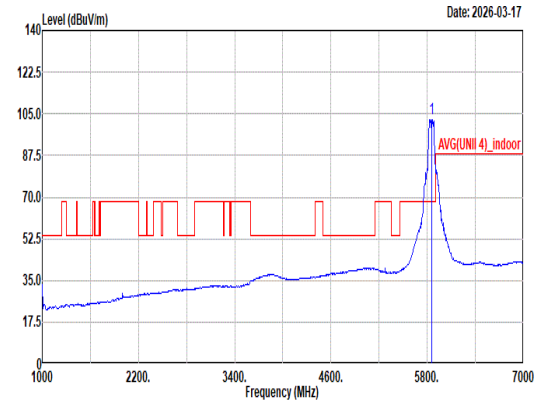 Site : 03CH22-HY Condition: AVG(UNII 4)_indoor 3m DRH18-E_LE2C04A18EN_250520 HORIZONTAL : RBW:1000.000kHz VBW:3000.000kHz SWT:Auto 1 5855.00 103.00 ------ ------ 90.31 33.70 12.53 34.71 1.17 247 0 Average

Mode	90	
	Band Edge - R	
	U-NII-4_5.85-5.895_802.11ac VHT80_CH171_5855MHz	
ANT	1+2	
Pol.	Horizontal	Fundamental
Peak	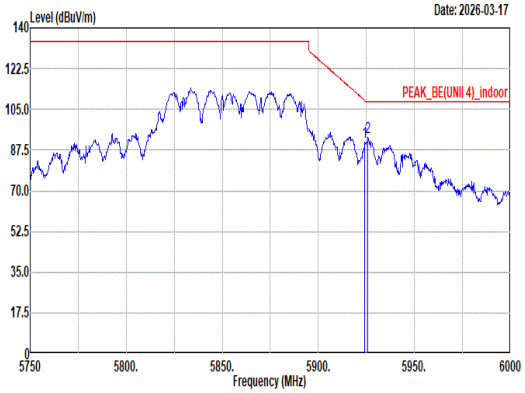 Site : 03CH22-HY Condition: PEAK_BE(UNII 4)_indoor 3m DRH18-E_LE2C04A18EN_250520 HORIZONTAL : RBW:1000.000kHz VBW:3000.000kHz SWT:Auto Freq Level Limit Line Margin Read Level Ant Factor Cable Loss Preamp Factor Aux Factor APos TPos Remark MHz dBuV/m dBuV/m dB dBuV dB/m dB dB dB cm deg 1 5924.25 90.70 108.75 -18.05 78.03 33.65 12.78 34.80 1.04 247 0 Peak 2 5925.75 92.77 108.20 -15.43 80.10 33.65 12.78 34.80 1.04 247 0 Peak	Blank
Avg	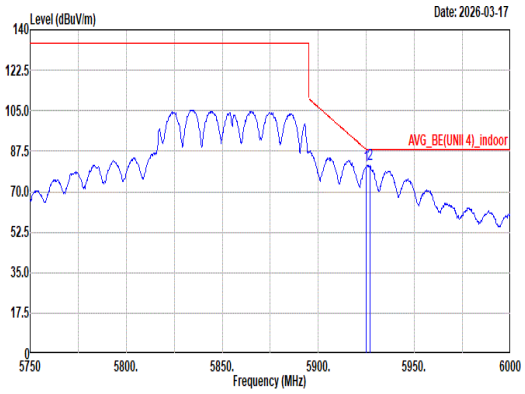 Site : 03CH22-HY Condition: AVG_BE(UNII 4)_indoor 3m DRH18-E_LE2C04A18EN_250520 HORIZONTAL : RBW:1000.000kHz VBW:3000.000kHz SWT:Auto Freq Level Limit Line Margin Read Level Ant Factor Cable Loss Preamp Factor Aux Factor APos TPos Remark MHz dBuV/m dBuV/m dB dBuV dB/m dB dB dB cm deg 1 5925.00 81.44 88.20 -6.76 68.77 33.65 12.78 34.80 1.04 247 0 Average 2 5926.75 81.76 88.20 -6.44 69.08 33.65 12.79 34.80 1.04 247 0 Average	Blank

Mode	90	
	Band Edge - L	
	U-NII-4_5.85-5.895_802.11ac VHT80_CH171_5855MHz	
ANT	1+2	
Pol.	Vertical	Fundamental
Peak	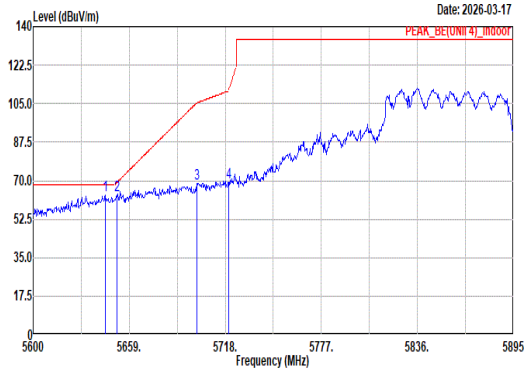 Site : 03CH22-HY Condition: PEAK_BE(UNII 4)_indoor 3m DRH18-E_LE2C04A18EN_250520 VERTICAL : RBW:1000.000kHz VBW:3000.000kHz SWT:Auto Freq Level Limit Line Margin Read Level Ant Factor Cable Loss Preamp Factor Aux Factor APos TPos Remark MHz dBuV/m dBuV/m dB dBuV dB/m dB dB dB cm deg 1 5644.55 63.46 68.20 -4.74 51.49 33.16 12.43 34.55 0.93 300 232 Peak 2 5651.33 63.36 69.19 -5.83 51.34 33.21 12.43 34.56 0.94 300 232 Peak 3 5700.60 68.80 105.37 -36.57 56.22 33.70 12.45 34.60 1.03 300 232 Peak 4 5720.07 69.39 110.95 -41.56 56.80 33.70 12.45 34.62 1.06 300 232 Peak	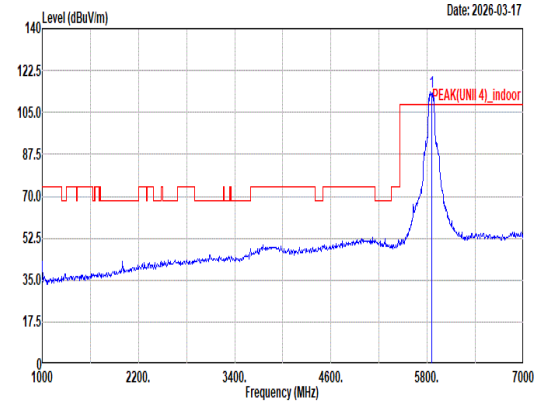 Site : 03CH22-HY Condition: PEAK(UNII 4)_indoor 3m DRH18-E_LE2C04A18EN_250520 VERTICAL : RBW:1000.000kHz VBW:3000.000kHz SWT:Auto Freq Level Limit Line Margin Read Level Ant Factor Cable Loss Preamp Factor Aux Factor APos TPos Remark MHz dBuV/m dBuV/m dB dBuV dB/m dB dB dB cm deg 1 5855.00 113.62 ------ ------ 100.97 33.66 12.56 34.72 1.15 300 232 Peak
Avg	Blank	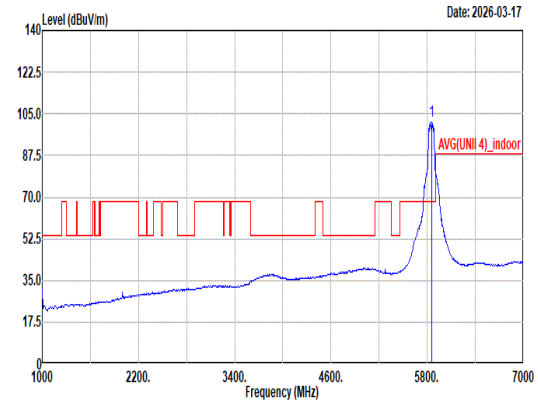 Site : 03CH22-HY Condition: AVG(UNII 4)_indoor 3m DRH18-E_LE2C04A18EN_250520 VERTICAL : RBW:1000.000kHz VBW:3000.000kHz SWT:Auto Freq Level Limit Line Margin Read Level Ant Factor Cable Loss Preamp Factor Aux Factor APos TPos Remark MHz dBuV/m dBuV/m dB dBuV dB/m dB dB dB cm deg 1 5855.00 101.93 ------ ------ 89.28 33.66 12.56 34.72 1.15 300 232 Average

Mode	90	
	Band Edge - R	
	U-NII-4_5.85-5.895_802.11ac VHT80_CH171_5855MHz	
ANT	1+2	
Pol.	Vertical	Fundamental
Peak	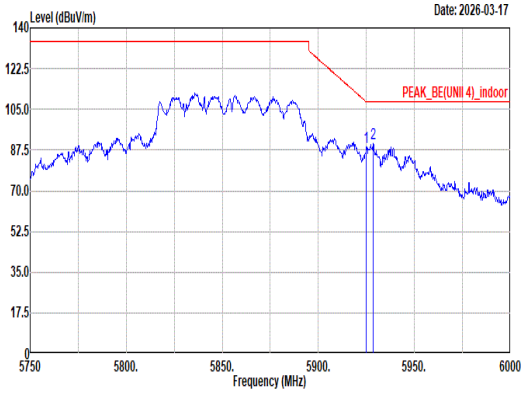 Site : 03CH22-HY Condition: PEAK_BE(UNII 4)_indoor 3m DRH18-E_LE2C04A18EN_250520 VERTICAL : RBW:1000.000kHz VBW:3000.000kHz SWT:Auto Limit Read Ant Cable Preamp Aux APos TPos Freq Level Line Margin Level Factor Loss Factor Factor Remark MHz dBuV/m dBuV/m dB dBuV dB/m dB dB dB cm deg 1 5925.00 88.76 108.20 -19.44 76.09 33.65 12.78 34.80 1.04 300 232 Peak 2 5928.50 90.14 108.20 -18.06 77.49 33.64 12.79 34.81 1.03 300 232 Peak	Blank
Avg	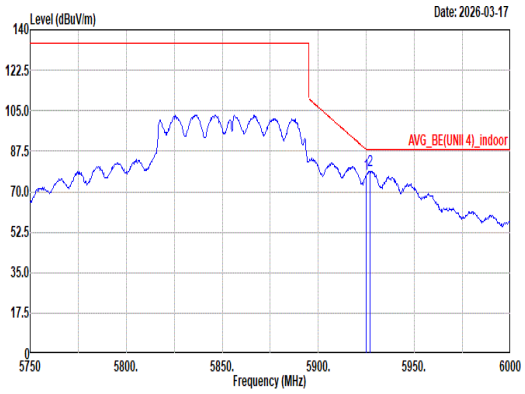 Site : 03CH22-HY Condition: AVG_BE(UNII 4)_indoor 3m DRH18-E_LE2C04A18EN_250520 VERTICAL : RBW:1000.000kHz VBW:3000.000kHz SWT:Auto Limit Read Ant Cable Preamp Aux APos TPos Freq Level Line Margin Level Factor Loss Factor Factor Remark MHz dBuV/m dBuV/m dB dBuV dB/m dB dB dB cm deg 1 5925.00 77.60 88.20 -10.60 64.93 33.65 12.78 34.80 1.04 300 232 Average 2 5926.75 79.28 88.20 -8.92 66.60 33.65 12.79 34.80 1.04 300 232 Average	Blank

Mode	90	
	Harmonic	
	U-NII-4_5.85-5.895_802.11ac VHT80_CH171_5855MHz	
ANT	1+2	
Pol.	Horizontal	Vertical
Peak Avg	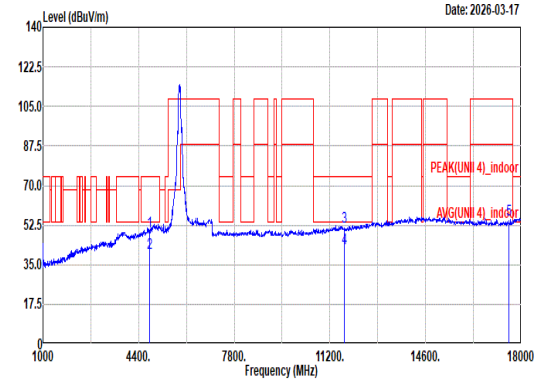 Site : 03CH22-HY Condition: PEAK(UNII 4)_indoor 3m DRH18-E_LE2C04A18EN_250520 HORIZONTAL Freq Level Limit Line Margin Read Level Ant Factor Cable Loss Preamp Factor Aux Factor APos TPos Remark MHz dBuV/m dBuV/m dB dBuV dB/m dB dB dB cm deg 1 4798.00 49.75 74.00 -24.25 38.67 32.19 11.50 33.55 0.94 306 335 Peak 2 4798.00 39.96 54.00 -14.04 28.88 32.19 11.50 33.55 0.94 306 335 Average 3 11710.00 51.90 74.00 -22.10 34.02 38.92 18.00 40.43 1.39 -- -- Peak 4 11710.00 42.44 54.00 -11.56 24.56 38.92 18.00 40.43 1.39 -- -- Average 5 17565.00 54.96 108.20 -53.24 37.28 40.53 21.89 46.64 1.90 -- -- Peak	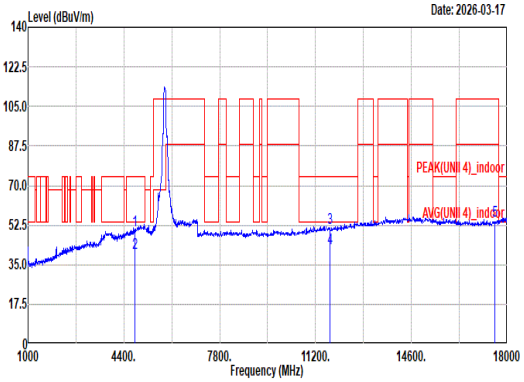 Site : 03CH22-HY Condition: PEAK(UNII 4)_indoor 3m DRH18-E_LE2C04A18EN_250520 VERTICAL Freq Level Limit Line Margin Read Level Ant Factor Cable Loss Preamp Factor Aux Factor APos TPos Remark MHz dBuV/m dBuV/m dB dBuV dB/m dB dB dB cm deg 1 4798.00 50.07 74.00 -23.93 38.99 32.19 11.50 33.55 0.94 100 123 Peak 2 4798.00 40.05 54.00 -13.95 28.97 32.19 11.50 33.55 0.94 100 123 Average 3 11710.00 51.31 74.00 -22.69 33.43 38.92 18.00 40.43 1.39 -- -- Peak 4 11710.00 42.27 54.00 -11.73 24.39 38.92 18.00 40.43 1.39 -- -- Average 5 17565.00 54.23 108.20 -53.97 36.55 40.53 21.89 46.64 1.90 -- -- Peak

Mode	90	
	Harmonic	
	U-NII-4_5.85-5.895_802.11ac VHT80_CH171_5855MHz	
ANT	1+2	
Pol.	Horizontal	Vertical
10.6G ~18G Avg	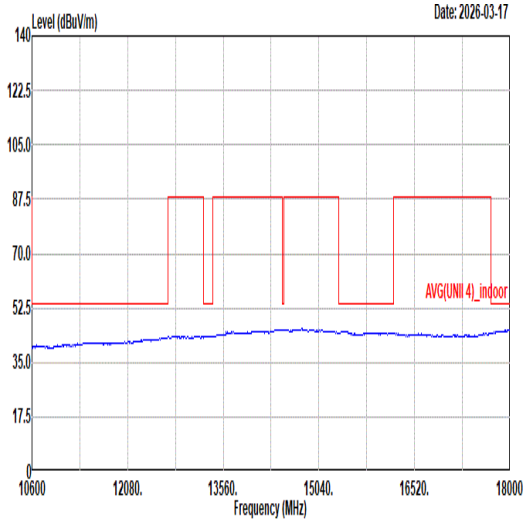 Site : 03CH22-HY Condition: AVG(UNII 4)_indoor 3m DRH18-E_LE2C04A18EN_250520 HORIZONTAL	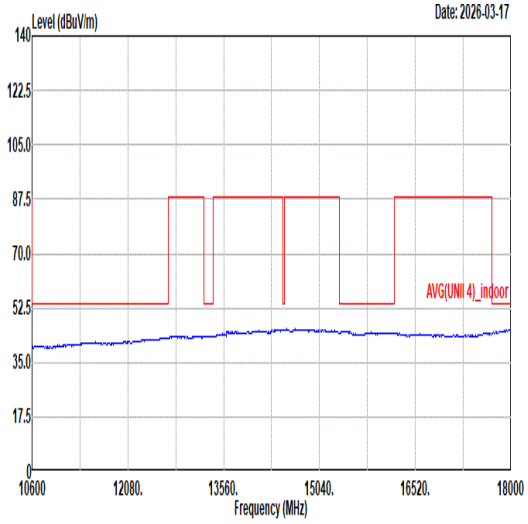 Site : 03CH22-HY Condition: AVG(UNII 4)_indoor 3m DRH18-E_LE2C04A18EN_250520 VERTICAL

Mode	91
	Band Edge - L
	U-NII-4_5.85-5.895_802.11ax HE20_CH169_Full RU_5845MHz
ANT	1+2

Pol.	Horizontal	Fundamental
Peak	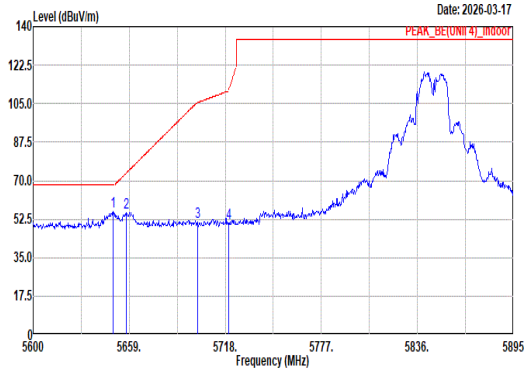 Site : 03CH22-HY Condition: PEAK_BE(UNII 4)_indoor 3m DRH18-E_LE2C04A18EN_250520 HORIZONTAL : RBW:1000.000kHz VBW:3000.000kHz SWT:Auto Freq Level Limit Line Margin Read Level Ant Factor Cable Loss Preamp Factor Aux Factor APos TPos Remark MHz dBuV/m dBuV/m dB dBuV dB/m dB dB dB cm deg 1 5649.27 56.21 68.20 -11.99 44.20 33.19 12.43 34.55 0.94 300 194 Peak 2 5657.23 55.59 73.57 -17.98 43.50 33.27 12.43 34.56 0.95 300 194 Peak 3 5700.89 51.18 105.45 -54.27 38.60 33.70 12.45 34.60 1.03 300 194 Peak 4 5720.07 50.61 110.95 -60.34 38.02 33.70 12.45 34.62 1.06 300 194 Peak	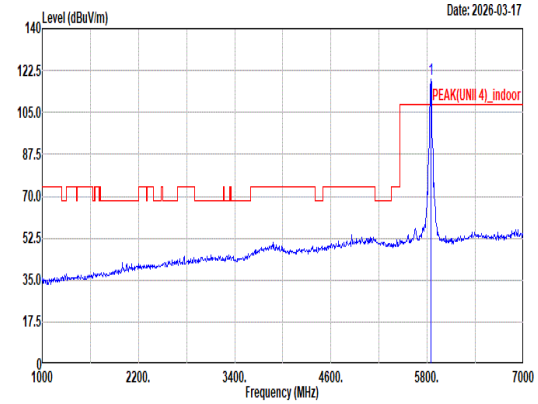 Site : 03CH22-HY Condition: PEAK(UNII 4)_indoor 3m DRH18-E_LE2C04A18EN_250520 HORIZONTAL : RBW:1000.000kHz VBW:3000.000kHz SWT:Auto Freq Level Limit Line Margin Read Level Ant Factor Cable Loss Preamp Factor Aux Factor APos TPos Remark MHz dBuV/m dBuV/m dB dBuV dB/m dB dB dB cm deg 1 5845.00 119.02 ------ ------ 106.40 33.63 12.57 34.73 1.15 300 194 Peak
Avg	Blank	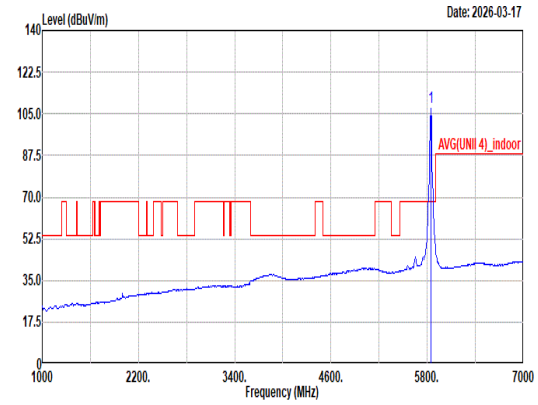 Site : 03CH22-HY Condition: AVG(UNII 4)_indoor 3m DRH18-E_LE2C04A18EN_250520 HORIZONTAL : RBW:1000.000kHz VBW:3000.000kHz SWT:Auto Freq Level Limit Line Margin Read Level Ant Factor Cable Loss Preamp Factor Aux Factor APos TPos Remark MHz dBuV/m dBuV/m dB dBuV dB/m dB dB dB cm deg 1 5845.00 107.68 ------ ------ 95.06 33.63 12.57 34.73 1.15 300 194 Average

Mode	91	
	Band Edge - R	
	U-NII-4_5.85-5.895_802.11ax HE20_CH169_Full RU_5845MHz	
ANT	1+2	
Pol.	Horizontal	Fundamental
Peak	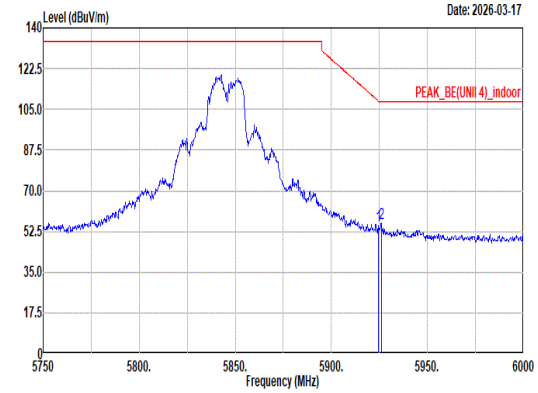 Site : 03CH22-HY Condition: PEAK_BE(UNII 4)_indoor 3m DRH18-E_LE2C04A18EN_250520 HORIZONTAL : RBW:1000.000kHz VBW:3000.000kHz SWT:Auto Freq Level Limit Line Margin Read Level Ant Factor Cable Loss Preamp Factor Aux Factor APos TPos Remark MHz dBuV/m dBuV/m dB dBuV dB/m dB dB dB cm deg 1 5924.50 54.77 108.57 -53.80 42.10 33.65 12.78 34.80 1.04 300 194 Peak 2 5926.00 56.02 108.20 -52.18 43.35 33.65 12.78 34.80 1.04 300 194 Peak	Blank
Avg	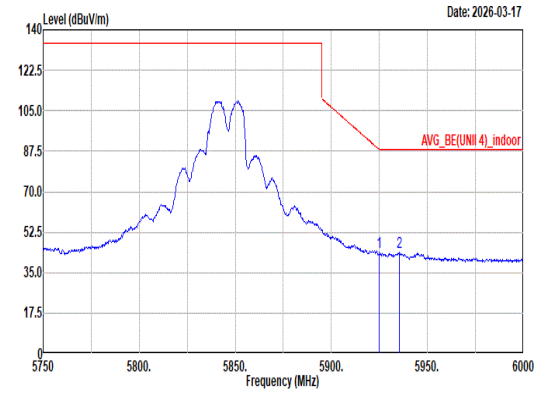 Site : 03CH22-HY Condition: AVG_BE(UNII 4)_indoor 3m DRH18-E_LE2C04A18EN_250520 HORIZONTAL : RBW:1000.000kHz VBW:3000.000kHz SWT:Auto Freq Level Limit Line Margin Read Level Ant Factor Cable Loss Preamp Factor Aux Factor APos TPos Remark MHz dBuV/m dBuV/m dB dBuV dB/m dB dB dB cm deg 1 5925.00 43.93 88.20 -44.27 31.26 33.65 12.78 34.80 1.04 300 194 Average 2 5935.50 44.01 88.20 -44.19 31.36 33.63 12.81 34.81 1.02 300 194 Average	Blank

Mode	91	
	Band Edge - L	
	U-NII-4_5.85-5.895_802.11ax HE20_CH169_Full RU_5845MHz	
ANT	1+2	
Pol.	Vertical	Fundamental
Peak	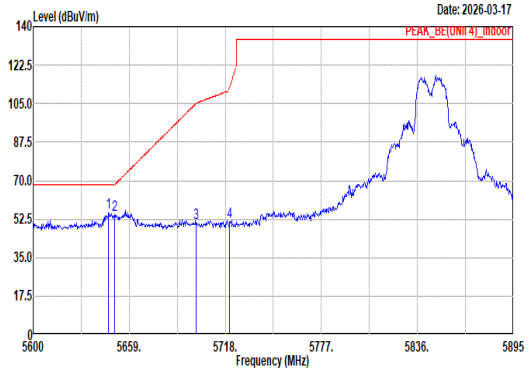 Site : 03CH22-HY Condition: PEAK_BE(UNII 4)_indoor 3m DRH18-E_LE2C04A18EN_250520 VERTICAL : RBW:1000.000kHz VBW:3000.000kHz SWT:Auto Freq Level Limit Line Margin Read Level Ant Factor Cable Loss Preamp Factor Aux Factor APos TPos Remark MHz dBuV/m dBuV/m dB dBuV dB/m dB dB dB cm deg 1 5646.32 55.49 68.20 -12.71 43.51 33.17 12.43 34.55 0.93 300 318 Peak 2 5650.15 54.43 68.31 -13.88 42.42 33.20 12.43 34.56 0.94 300 318 Peak 3 5700.01 50.95 105.20 -54.25 38.37 33.70 12.45 34.60 1.03 300 318 Peak 4 5720.66 51.27 112.29 -61.02 38.68 33.70 12.45 34.62 1.06 300 318 Peak	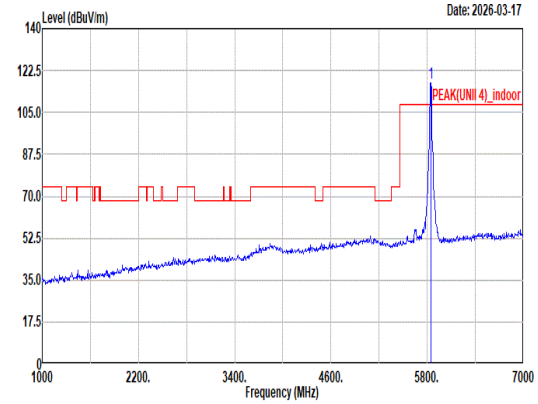 Site : 03CH22-HY Condition: PEAK(UNII 4)_indoor 3m DRH18-E_LE2C04A18EN_250520 VERTICAL : RBW:1000.000kHz VBW:3000.000kHz SWT:Auto Freq Level Limit Line Margin Read Level Ant Factor Cable Loss Preamp Factor Aux Factor APos TPos Remark MHz dBuV/m dBuV/m dB dBuV dB/m dB dB dB cm deg 1 5845.00 117.54 ------ ------ 104.92 33.63 12.57 34.73 1.15 300 318 Peak
Avg	Blank	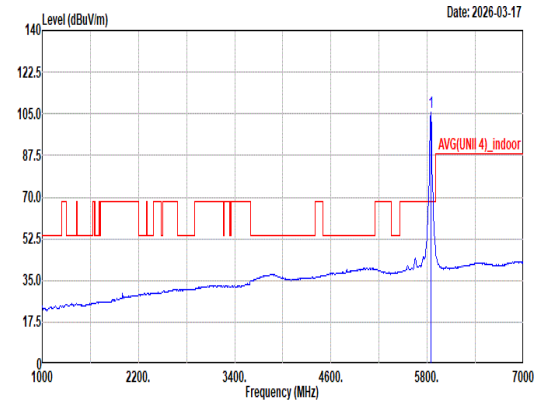 Site : 03CH22-HY Condition: AVG(UNII 4)_indoor 3m DRH18-E_LE2C04A18EN_250520 VERTICAL : RBW:1000.000kHz VBW:3000.000kHz SWT:Auto Freq Level Limit Line Margin Read Level Ant Factor Cable Loss Preamp Factor Aux Factor APos TPos Remark MHz dBuV/m dBuV/m dB dBuV dB/m dB dB dB cm deg 1 5845.00 105.91 ------ ------ 93.30 33.61 12.59 34.73 1.14 300 318 Average

Mode	91	
	Band Edge - R	
	U-NII-4_5.85-5.895_802.11ax HE20_CH169_Full RU_5845MHz	
ANT	1+2	
Pol.	Vertical	Fundamental
Peak	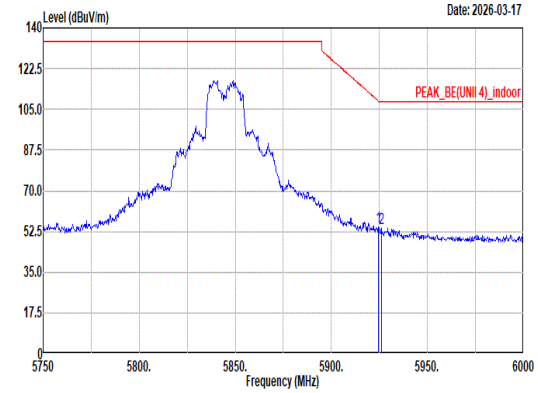 Site : 03CH22-HY Condition: PEAK_BE(UNII 4)_indoor 3m DRH18-E_LE2C04A18EN_250520 VERTICAL : RBW:1000.000kHz VBW:3000.000kHz SWT:Auto Freq Level Limit Line Margin Read Level Ant Factor Cable Loss Preamp Factor Aux Factor APos TPos Remark MHz dBuV/m dBuV/m dB dBuV dB/m dB dB dB cm deg 1 5924.50 54.27 108.57 -54.30 41.60 33.65 12.78 34.80 1.04 300 318 Peak 2 5926.00 54.11 108.20 -54.09 41.44 33.65 12.78 34.80 1.04 300 318 Peak	Blank
Avg	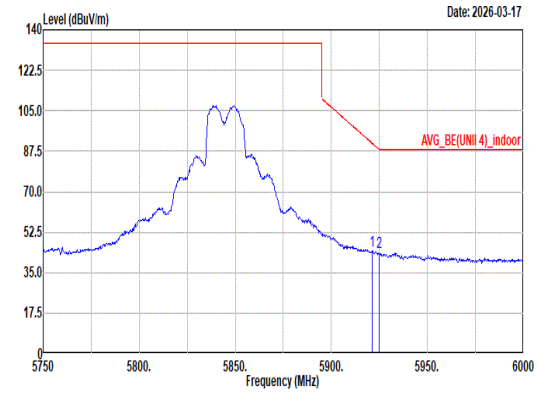 Site : 03CH22-HY Condition: AVG_BE(UNII 4)_indoor 3m DRH18-E_LE2C04A18EN_250520 VERTICAL : RBW:1000.000kHz VBW:3000.000kHz SWT:Auto Freq Level Limit Line Margin Read Level Ant Factor Cable Loss Preamp Factor Aux Factor APos TPos Remark MHz dBuV/m dBuV/m dB dBuV dB/m dB dB dB cm deg 1 5921.25 44.35 90.94 -46.59 31.68 33.66 12.77 34.80 1.04 300 318 Average 2 5925.00 43.72 88.20 -44.48 31.05 33.65 12.78 34.80 1.04 300 318 Average	Blank

Mode	91	
	Harmonic	
	U-NII-4_5.85-5.895_802.11ax HE20_CH169_Full RU_5845MHz	
ANT	1+2	
Pol.	Horizontal	Vertical
Peak Avg	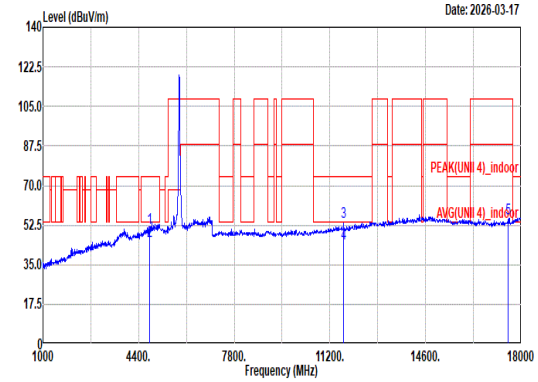 Site : 03CH22-HY Condition: PEAK(UNII 4)_indoor 3m DRH18-E_LE2C04A18EN_250520 HORIZONTAL Freq Level Limit Line Margin Read Level Ant Factor Cable Loss Preamp Factor Aux Factor APos TPos Remark MHz dBuV/m dBuV/m dB dBuV dB/m dB dB dB cm deg 1 4798.00 51.26 74.00 -22.74 40.18 32.19 11.50 33.55 0.94 287 340 Peak 2 4798.00 45.41 54.00 -8.59 34.33 32.19 11.50 33.55 0.94 287 340 Average 3 11690.00 53.90 74.00 -20.10 36.02 38.92 17.98 40.41 1.39 196 302 Peak 4 11690.00 44.34 54.00 -9.66 26.46 38.92 17.98 40.41 1.39 196 302 Average 5 17535.00 55.56 108.20 -52.64 38.02 40.47 21.86 46.69 1.90 -- -- Peak	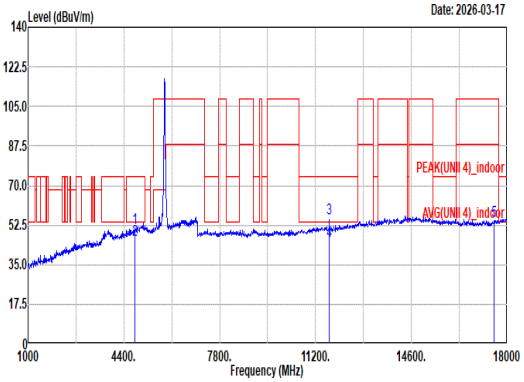 Site : 03CH22-HY Condition: PEAK(UNII 4)_indoor 3m DRH18-E_LE2C04A18EN_250520 VERTICAL Freq Level Limit Line Margin Read Level Ant Factor Cable Loss Preamp Factor Aux Factor APos TPos Remark MHz dBuV/m dBuV/m dB dBuV dB/m dB dB dB cm deg 1 4798.00 51.12 74.00 -22.88 40.04 32.19 11.50 33.55 0.94 100 124 Peak 2 4798.00 45.78 54.00 -8.22 34.70 32.19 11.50 33.55 0.94 100 124 Average 3 11690.00 55.41 74.00 -18.59 37.53 38.92 17.98 40.41 1.39 400 87 Peak 4 11690.00 45.23 54.00 -8.77 27.35 38.92 17.98 40.41 1.39 400 87 Average 5 17535.00 54.19 108.20 -54.01 36.65 40.47 21.86 46.69 1.90 -- -- Peak

Mode	91	
	Harmonic	
	U-NII-4_5.85-5.895_802.11ax HE20_CH169_Full RU_5845MHz	
ANT	1+2	
Pol.	Horizontal	Vertical
10.6G ~18G Avg	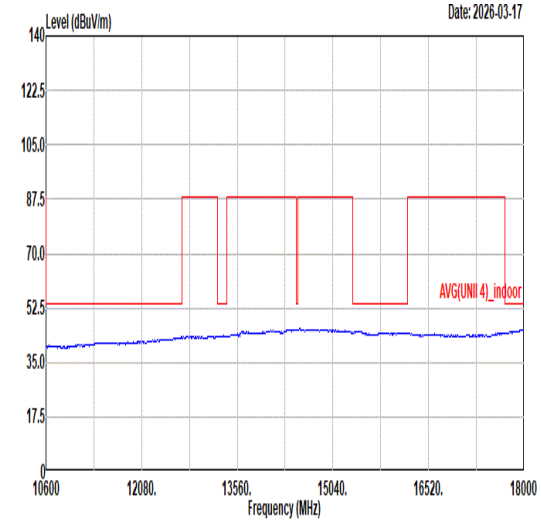 Site : 03CH22-HY Condition: AVG(UNII 4)_indoor 3m DRH18-E_LE2C04A18EN_250520 HORIZONTAL	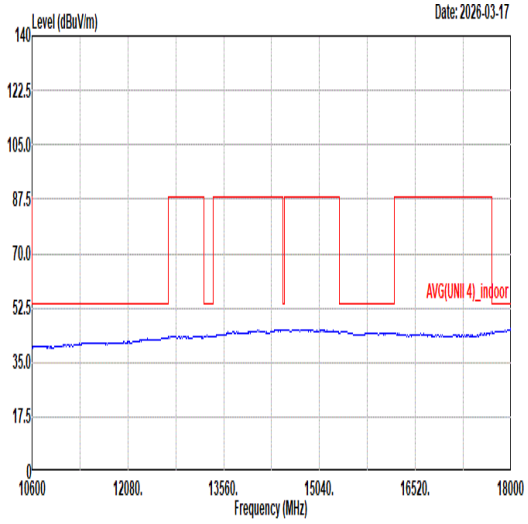 Site : 03CH22-HY Condition: AVG(UNII 4)_indoor 3m DRH18-E_LE2C04A18EN_250520 VERTICAL

Mode	92
	Band Edge - L
	U-NII-4_5.85-5.895_802.11ax HE20_CH173_Full RU_5865MHz
ANT	1+2

Pol.	Horizontal	Fundamental
Peak	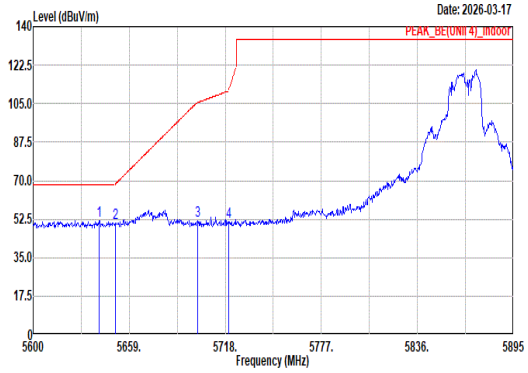 Site : 03CH22-HY Condition: PEAK_BE(UNII 4)_indoor 3m DRH18-E_LE2C04A18EN_250520 HORIZONTAL : RBW:1000.000kHz VBW:3000.000kHz SWT:Auto Freq Level Limit Line Margin Read Level Ant Factor Cable Loss Preamp Factor Aux Factor APos TPos Remark MHz dBuV/m dBuV/m dB dBuV dB/m dB dB dB cm deg 1 5640.71 51.79 68.20 -16.41 39.86 33.13 12.43 34.55 0.92 300 151 Peak 2 5650.45 50.60 68.53 -17.93 38.59 33.20 12.43 34.56 0.94 300 151 Peak 3 5700.89 52.03 105.45 -53.42 39.45 33.70 12.45 34.60 1.03 300 151 Peak 4 5720.07 51.19 110.95 -59.76 38.60 33.70 12.45 34.62 1.06 300 151 Peak	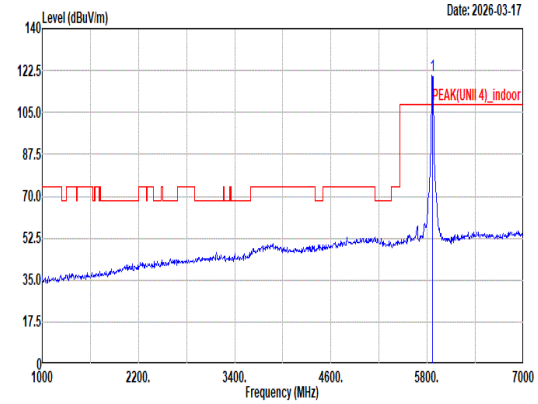 Site : 03CH22-HY Condition: PEAK(UNII 4)_indoor 3m DRH18-E_LE2C04A18EN_250520 HORIZONTAL : RBW:1000.000kHz VBW:3000.000kHz SWT:Auto Freq Level Limit Line Margin Read Level Ant Factor Cable Loss Preamp Factor Aux Factor APos TPos Remark MHz dBuV/m dBuV/m dB dBuV dB/m dB dB dB cm deg 1 5865.00 120.29 ------ ------ 107.67 33.62 12.62 34.74 1.12 300 151 Peak
Avg	Blank	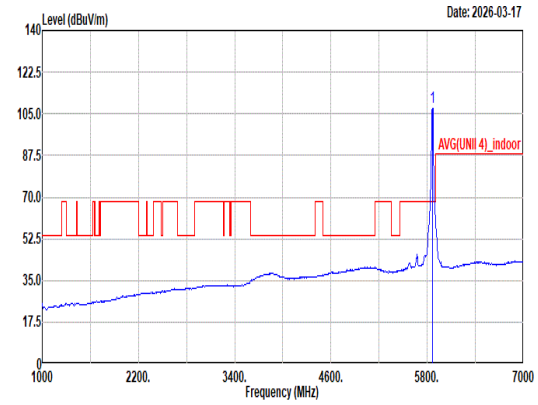 Site : 03CH22-HY Condition: AVG(UNII 4)_indoor 3m DRH18-E_LE2C04A18EN_250520 HORIZONTAL : RBW:1000.000kHz VBW:3000.000kHz SWT:Auto Freq Level Limit Line Margin Read Level Ant Factor Cable Loss Preamp Factor Aux Factor APos TPos Remark MHz dBuV/m dBuV/m dB dBuV dB/m dB dB dB cm deg 1 5865.00 107.71 ------ ------ 95.06 33.64 12.65 34.75 1.11 300 151 Average

Mode	92	
	Band Edge - R	
	U-NII-4_5.85-5.895_802.11ax HE20_CH173_Full RU_5865MHz	
ANT	1+2	
Pol.	Horizontal	Fundamental
Peak	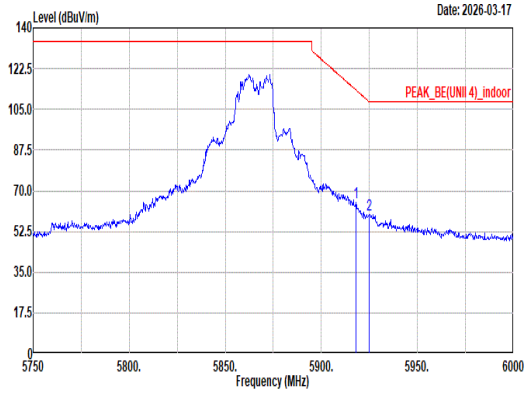 Site : 03CH22-HY Condition: PEAK_BE(UNII 4)_indoor 3m DRH18-E_LE2C04A18EN_250520 HORIZONTAL : RBW:1000.000kHz VBW:3000.000kHz SWT:Auto Freq Level Limit Line Margin Read Level Ant Factor Cable Loss Preamp Factor Aux Factor APos TPos Remark MHz dBuV/m dBuV/m dB dBuV dB/m dB dB dB cm deg 1 5918.00 65.12 113.32 -48.20 52.44 33.66 12.77 34.80 1.05 300 151 Peak 2 5925.00 59.81 108.20 -48.39 47.14 33.65 12.78 34.80 1.04 300 151 Peak	Blank
Avg	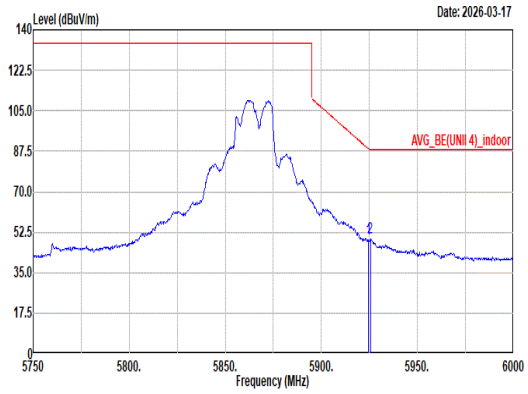 Site : 03CH22-HY Condition: AVG_BE(UNII 4)_indoor 3m DRH18-E_LE2C04A18EN_250520 HORIZONTAL : RBW:1000.000kHz VBW:3000.000kHz SWT:Auto Freq Level Limit Line Margin Read Level Ant Factor Cable Loss Preamp Factor Aux Factor APos TPos Remark MHz dBuV/m dBuV/m dB dBuV dB/m dB dB dB cm deg 1 5924.50 49.62 88.57 -38.95 36.95 33.65 12.78 34.80 1.04 300 151 Average 2 5925.50 50.01 88.20 -38.19 37.34 33.65 12.78 34.80 1.04 300 151 Average	Blank

Mode	92	
	Band Edge - L	
	U-NII-4_5.85-5.895_802.11ax HE20_CH173_Full RU_5865MHz	
ANT	1+2	
Pol.	Vertical	Fundamental
Peak	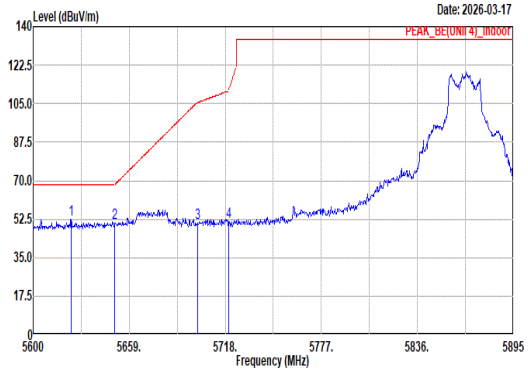 Site : 03CH22-HY Condition: PEAK_BE(UNII 4)_indoor 3m DRH18-E_LE2C04A18EN_250520 VERTICAL : RBW:1000.000kHz VBW:3000.000kHz SWT:Auto Freq Level Limit Line Margin Read Level Ant Factor Cable Loss Preamp Factor Aux Factor APos TPos Remark MHz dBuV/m dBuV/m dB dBuV dB/m dB dB dB cm deg 1 5623.31 52.43 68.20 -15.77 40.65 32.99 12.43 34.53 0.89 300 234 Peak 2 5650.15 50.70 68.31 -17.61 38.69 33.20 12.43 34.56 0.94 300 234 Peak 3 5700.89 50.93 105.45 -54.52 38.35 33.70 12.45 34.60 1.03 300 234 Peak 4 5720.07 51.44 110.95 -59.51 38.85 33.70 12.45 34.62 1.06 300 234 Peak	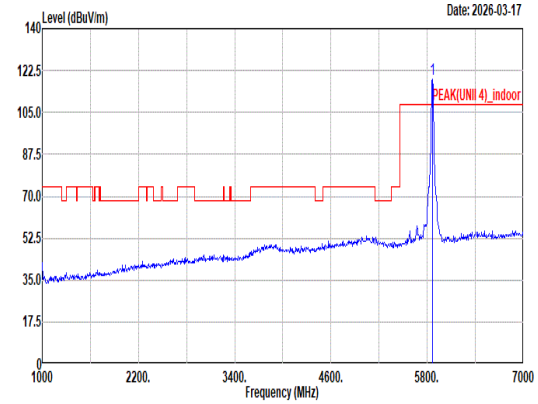 Site : 03CH22-HY Condition: PEAK(UNII 4)_indoor 3m DRH18-E_LE2C04A18EN_250520 VERTICAL : RBW:1000.000kHz VBW:3000.000kHz SWT:Auto Freq Level Limit Line Margin Read Level Ant Factor Cable Loss Preamp Factor Aux Factor APos TPos Remark MHz dBuV/m dBuV/m dB dBuV dB/m dB dB dB cm deg 1 5865.00 118.76 ------ ------ 106.13 33.63 12.64 34.75 1.11 300 234 Peak
Avg	Blank	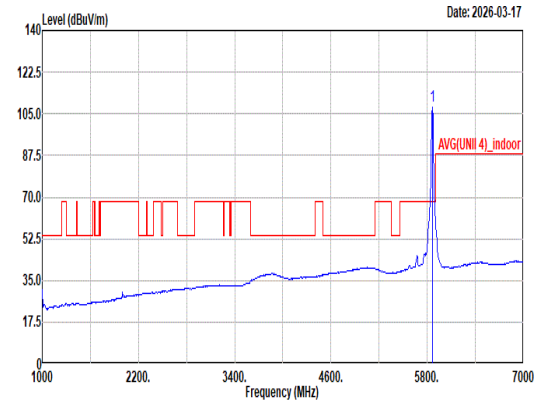 Site : 03CH22-HY Condition: AVG(UNII 4)_indoor 3m DRH18-E_LE2C04A18EN_250520 VERTICAL : RBW:1000.000kHz VBW:3000.000kHz SWT:Auto Freq Level Limit Line Margin Read Level Ant Factor Cable Loss Preamp Factor Aux Factor APos TPos Remark MHz dBuV/m dBuV/m dB dBuV dB/m dB dB dB cm deg 1 5865.00 108.08 ------ ------ 95.45 33.63 12.64 34.75 1.11 300 234 Average

Mode	92	
	Band Edge - R	
	U-NII-4_5.85-5.895_802.11ax HE20_CH173_Full RU_5865MHz	
ANT	1+2	
Pol.	Vertical	Fundamental
Peak	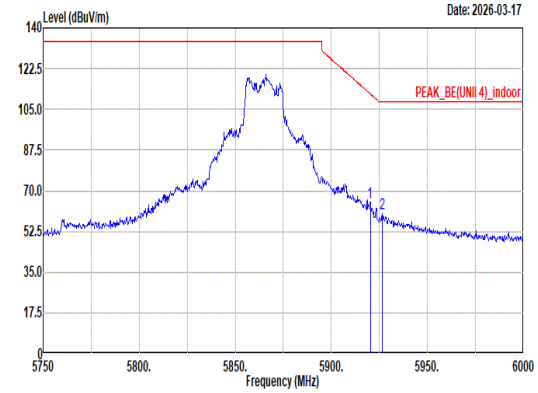 Site : 03CH22-HY Condition: PEAK_BE(UNII 4)_indoor 3m DRH18-E_LE2C04A18EN_250520 VERTICAL : RBW:1000.000kHz VBW:3000.000kHz SWT:Auto Limit Read Ant Cable Preamp Aux APos TPos Freq Level Line Margin Level Factor Loss Factor Factor Remark MHz dBuV/m dBuV/m dB dBuV dB/m dB dB dB cm deg 1 5920.25 65.04 111.68 -46.64 52.37 33.66 12.77 34.80 1.04 300 234 Peak 2 5926.50 60.03 108.20 -48.17 47.35 33.65 12.79 34.80 1.04 300 234 Peak	Blank
Avg	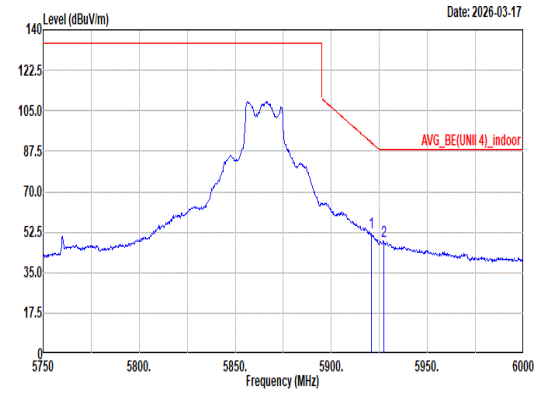 Site : 03CH22-HY Condition: AVG_BE(UNII 4)_indoor 3m DRH18-E_LE2C04A18EN_250520 VERTICAL : RBW:1000.000kHz VBW:3000.000kHz SWT:Auto Limit Read Ant Cable Preamp Aux APos TPos Freq Level Line Margin Level Factor Loss Factor Factor Remark MHz dBuV/m dBuV/m dB dBuV dB/m dB dB dB cm deg 1 5921.00 52.18 91.13 -38.95 39.51 33.66 12.77 34.80 1.04 300 234 Average 2 5927.25 48.83 88.20 -39.37 36.16 33.65 12.79 34.80 1.03 300 234 Average	Blank

Mode	92	
	Harmonic	
	U-NII-4_5.85-5.895_802.11ax HE20_CH173_Full RU_5865MHz	
ANT	1+2	
Pol.	Horizontal	Vertical
Peak Avg	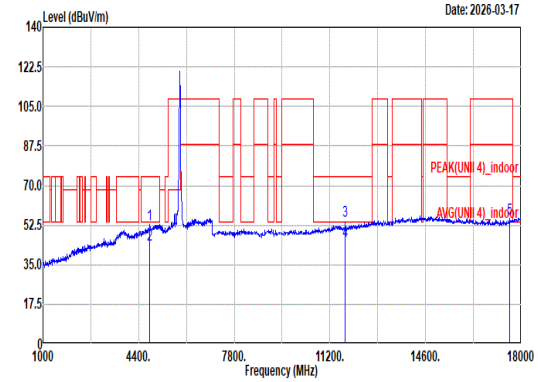 Site : 03CH22-HY Condition: PEAK(UNII 4)_indoor 3m DRH18-E_LE2C04A18EN_250520 HORIZONTAL Freq Level Limit Line Margin Read Level Ant Factor Cable Loss Preamp Factor Aux Factor APos TPos Remark MHz dBuV/m dBuV/m dB dBuV dB/m dB dB dB cm deg 1 4798.00 52.71 74.00 -21.29 41.63 32.19 11.50 33.55 0.94 306 337 Peak 2 4798.00 43.95 54.00 -10.05 32.87 32.19 11.50 33.55 0.94 306 337 Average 3 11730.00 54.47 74.00 -19.53 36.56 38.96 18.01 40.45 1.39 191 302 Peak 4 11730.00 45.21 54.00 -8.79 27.30 38.96 18.01 40.45 1.39 191 302 Average 5 17595.00 55.48 108.20 -52.72 37.67 40.59 21.92 46.60 1.90 -- -- Peak	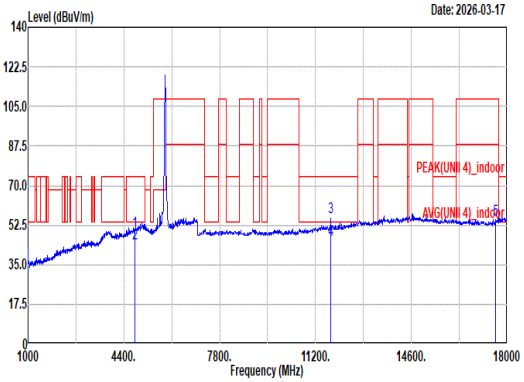 Site : 03CH22-HY Condition: PEAK(UNII 4)_indoor 3m DRH18-E_LE2C04A18EN_250520 VERTICAL Freq Level Limit Line Margin Read Level Ant Factor Cable Loss Preamp Factor Aux Factor APos TPos Remark MHz dBuV/m dBuV/m dB dBuV dB/m dB dB dB cm deg 1 4798.00 49.77 74.00 -24.23 38.69 32.19 11.50 33.55 0.94 101 124 Peak 2 4798.00 44.49 54.00 -9.51 33.41 32.19 11.50 33.55 0.94 101 124 Average 3 11730.00 55.74 74.00 -18.26 37.83 38.96 18.01 40.45 1.39 389 76 Peak 4 11730.00 45.89 54.00 -8.11 27.98 38.96 18.01 40.45 1.39 389 76 Average 5 17595.00 55.07 108.20 -53.13 37.26 40.59 21.92 46.60 1.90 -- -- Peak

Mode	92	
	Harmonic	
	U-NII-4_5.85-5.895_802.11ax HE20_CH173_Full RU_5865MHz	
ANT	1+2	
Pol.	Horizontal	Vertical
10.6G ~18G Avg	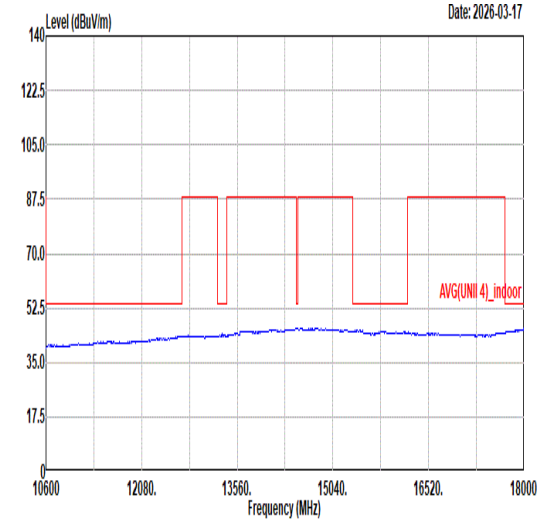 Site : 03CH22-HY Condition: AVG(UNII 4)_indoor 3m DRH18-E_LE2C04A18EN_250520 HORIZONTAL	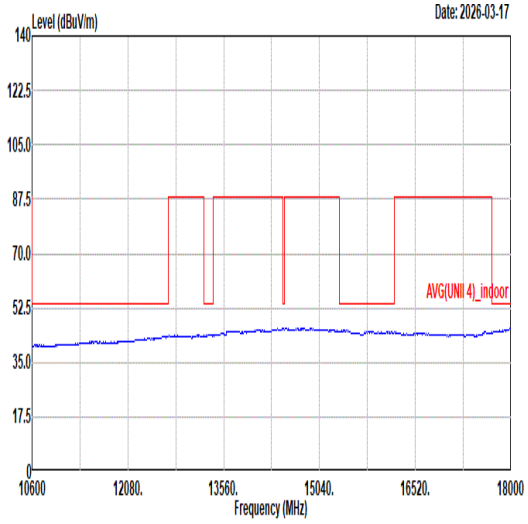 Site : 03CH22-HY Condition: AVG(UNII 4)_indoor 3m DRH18-E_LE2C04A18EN_250520 VERTICAL

Mode	93
	Band Edge - L
	U-NII-4_5.85-5.895_802.11ax HE20_CH177_Full RU_5885MHz
ANT	1+2

Pol.	Horizontal	Fundamental
Peak	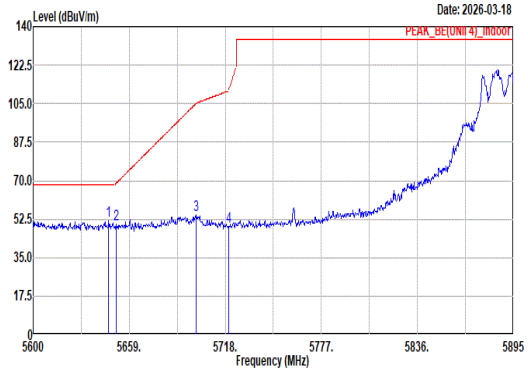 Site : 03CH22-HY Condition: PEAK_BE(UNII 4)_indoor 3m DRH18-E_LE2C04A18EN_250520 HORIZONTAL : RBW:1000.000kHz VBW:3000.000kHz SWT:Auto Freq Level Limit Line Margin Read Level Ant Factor Cable Loss Preamp Factor Aux Factor APos TPos Remark MHz dBuV/m dBuV/m dB dBuV dB/m dB dB dB cm deg 1 5646.32 51.78 68.20 -16.42 39.80 33.17 12.43 34.55 0.93 253 0 Peak 2 5651.04 50.02 68.97 -18.95 38.00 33.21 12.43 34.56 0.94 253 0 Peak 3 5700.30 54.16 105.28 -51.12 41.58 33.70 12.45 34.60 1.03 253 0 Peak 4 5720.07 49.13 110.95 -61.82 36.54 33.70 12.45 34.62 1.06 253 0 Peak	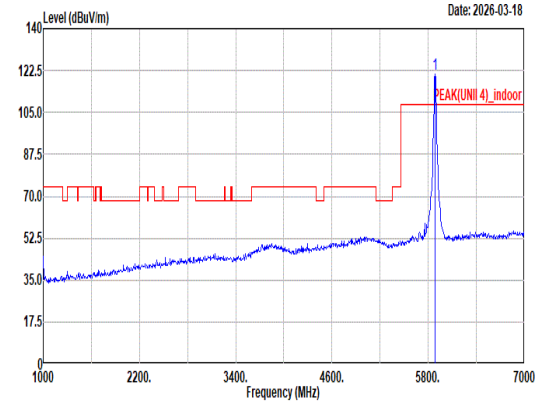 Site : 03CH22-HY Condition: PEAK(UNII 4)_indoor 3m DRH18-E_LE2C04A18EN_250520 HORIZONTAL : RBW:1000.000kHz VBW:3000.000kHz SWT:Auto Freq Level Limit Line Margin Read Level Ant Factor Cable Loss Preamp Factor Aux Factor APos TPos Remark MHz dBuV/m dBuV/m dB dBuV dB/m dB dB dB cm deg 1 5885.00 120.84 ------ ------ 108.17 33.67 12.68 34.77 1.09 253 0 Peak
Avg	Blank	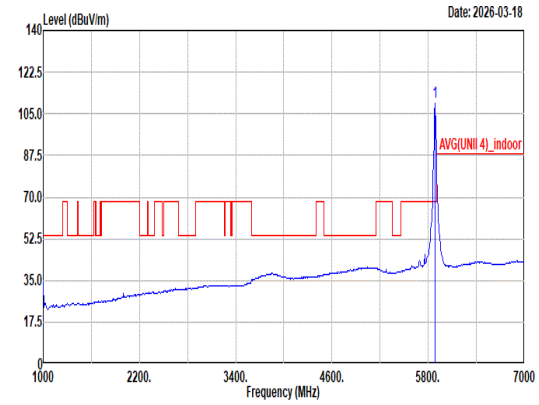 Site : 03CH22-HY Condition: AVG(UNII 4)_indoor 3m DRH18-E_LE2C04A18EN_250520 HORIZONTAL : RBW:1000.000kHz VBW:3000.000kHz SWT:Auto Freq Level Limit Line Margin Read Level Ant Factor Cable Loss Preamp Factor Aux Factor APos TPos Remark MHz dBuV/m dBuV/m dB dBuV dB/m dB dB dB cm deg 1 5885.00 109.80 ------ ------ 97.13 33.67 12.68 34.77 1.09 253 0 Average

Mode	93	
	Band Edge - R	
	U-NII-4_5.85-5.895_802.11ax HE20_CH177_Full RU_5885MHz	
ANT	1+2	
Pol.	Horizontal	Fundamental
Peak	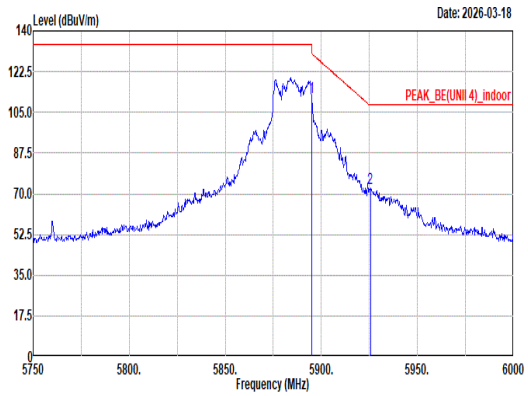 Site : 03CH22-HY Condition: PEAK_BE(UNII 4)_indoor 3m DRH18-E_LE2C04A18EN_250520 HORIZONTAL : RBW:1000.000kHz VBW:3000.000kHz SWT:Auto Freq Level Limit Line Margin Read Level Ant Factor Cable Loss Preamp Factor Aux Factor APos TPos Remark MHz dBuV/m dBuV/m dB dBuV dB/m dB dB dB cm deg 1 5895.00 111.41 130.20 -18.79 98.71 33.69 12.71 34.78 1.08 253 0 Peak 2 5925.50 72.35 108.20 -35.85 59.68 33.65 12.78 34.80 1.04 253 0 Peak	Blank
Avg	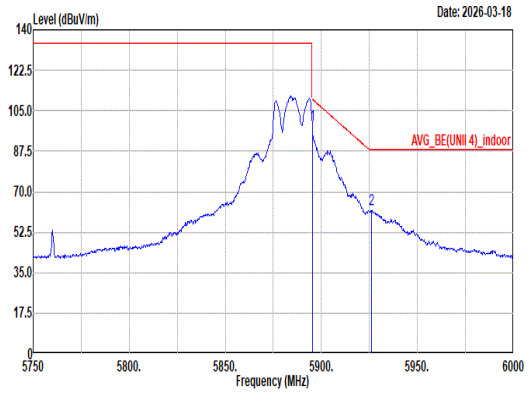 Site : 03CH22-HY Condition: AVG_BE(UNII 4)_indoor 3m DRH18-E_LE2C04A18EN_250520 HORIZONTAL : RBW:1000.000kHz VBW:3000.000kHz SWT:Auto Freq Level Limit Line Margin Read Level Ant Factor Cable Loss Preamp Factor Aux Factor APos TPos Remark MHz dBuV/m dBuV/m dB dBuV dB/m dB dB dB cm deg 1 5895.25 98.96 110.02 -11.06 86.26 33.69 12.71 34.78 1.08 253 0 Average 2 5926.25 62.26 88.20 -25.94 49.58 33.65 12.79 34.80 1.04 253 0 Average	Blank

Mode	93	
	Band Edge - L	
	U-NII-4_5.85-5.895_802.11ax HE20_CH177_Full RU_5885MHz	
ANT	1+2	
Pol.	Vertical	Fundamental
Peak	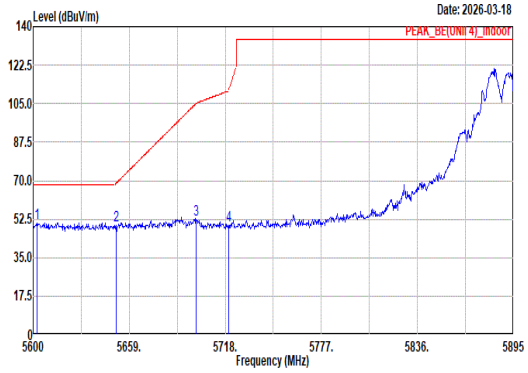 Site : 03CH22-HY Condition: PEAK_BE(UNII 4)_indoor 3m DRH18-E_LE2C04A18EN_250520 VERTICAL : RBW:1000.000kHz VBW:3000.000kHz SWT:Auto Freq Level Limit Line Margin Read Level Ant Factor Cable Loss Preamp Factor Aux Factor APos TPos Remark MHz dBuV/m dBuV/m dB dBuV dB/m dB dB dB cm deg 1 5602.36 50.82 68.20 -17.38 39.24 32.82 12.42 34.51 0.85 100 9 Peak 2 5651.04 49.44 68.97 -19.53 37.42 33.21 12.43 34.56 0.94 100 9 Peak 3 5700.30 52.25 105.28 -53.03 39.67 33.70 12.45 34.60 1.03 100 9 Peak 4 5720.07 49.73 110.95 -61.22 37.14 33.70 12.45 34.62 1.06 100 9 Peak	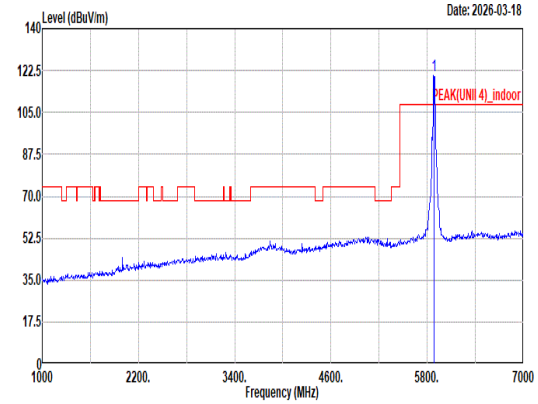 Site : 03CH22-HY Condition: PEAK(UNII 4)_indoor 3m DRH18-E_LE2C04A18EN_250520 VERTICAL : RBW:1000.000kHz VBW:3000.000kHz SWT:Auto Freq Level Limit Line Margin Read Level Ant Factor Cable Loss Preamp Factor Aux Factor APos TPos Remark MHz dBuV/m dBuV/m dB dBuV dB/m dB dB dB cm deg 1 5885.00 120.48 ------ ------ 107.82 33.66 12.66 34.76 1.10 100 9 Peak
Avg	Blank	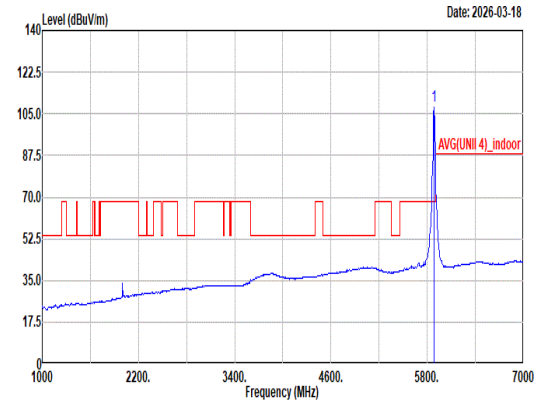 Site : 03CH22-HY Condition: AVG(UNII 4)_indoor 3m DRH18-E_LE2C04A18EN_250520 VERTICAL : RBW:1000.000kHz VBW:3000.000kHz SWT:Auto Freq Level Limit Line Margin Read Level Ant Factor Cable Loss Preamp Factor Aux Factor APos TPos Remark MHz dBuV/m dBuV/m dB dBuV dB/m dB dB dB cm deg 1 5885.00 108.27 ------ ------ 95.60 33.67 12.68 34.77 1.09 100 9 Average

Mode	93	
	Band Edge - R	
	U-NII-4_5.85-5.895_802.11ax HE20_CH177_Full RU_5885MHz	
ANT	1+2	
Pol.	Vertical	Fundamental
Peak	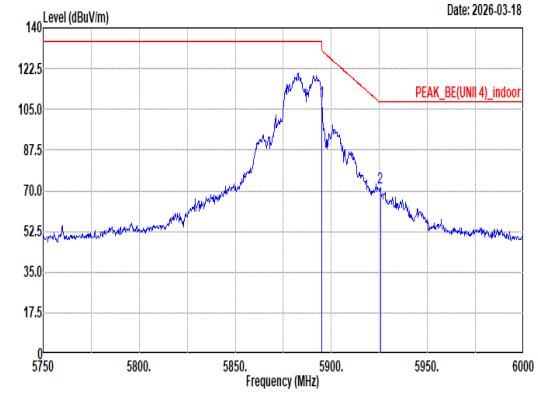 Site : 03CH22-HY Condition: PEAK_BE(UNII 4)_indoor 3m DRH18-E_LE2C04A18EN_250520 VERTICAL : RBW:1000.000kHz VBW:3000.000kHz SWT:Auto Limit Read Ant Cable Preamp Aux APos TPos Freq Level Line Margin Level Factor Loss Factor Factor Remark MHz dBuV/m dBuV/m dB dBuV dB/m dB dB dB cm deg 1 5895.00 108.16 130.20 -22.04 95.46 33.69 12.71 34.78 1.08 100 9 Peak 2 5925.50 71.39 108.20 -36.81 58.72 33.65 12.78 34.80 1.04 100 9 Peak	Blank
Avg	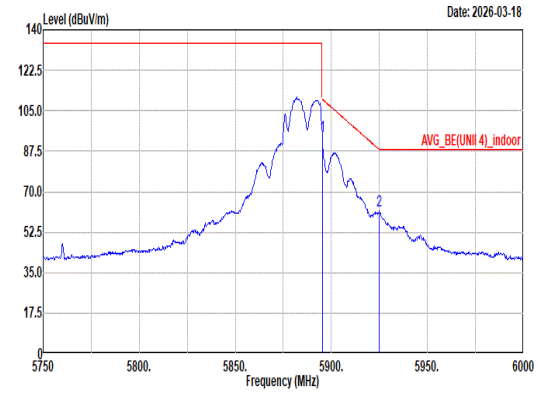 Site : 03CH22-HY Condition: AVG_BE(UNII 4)_indoor 3m DRH18-E_LE2C04A18EN_250520 VERTICAL : RBW:1000.000kHz VBW:3000.000kHz SWT:Auto Limit Read Ant Cable Preamp Aux APos TPos Freq Level Line Margin Level Factor Loss Factor Factor Remark MHz dBuV/m dBuV/m dB dBuV dB/m dB dB dB cm deg 1 5895.25 94.24 110.02 -15.78 81.54 33.69 12.71 34.78 1.08 100 9 Average 2 5925.00 61.94 88.20 -26.26 49.27 33.65 12.78 34.80 1.04 100 9 Average	Blank

Mode	93	
	Harmonic	
	U-NII-4_5.85-5.895_802.11ax HE20_CH177_Full RU_5885MHz	
ANT	1+2	
Pol.	Horizontal	Vertical
Peak Avg	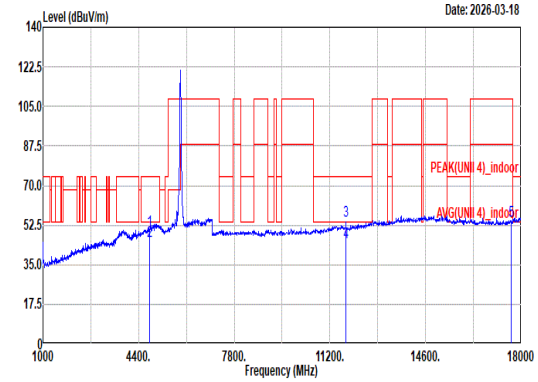 Site : 03CH22-HY Condition: PEAK(UNII 4)_indoor 3m DRH18-E_LE2C04A18EN_250520 HORIZONTAL Freq Level Limit Line Margin Read Level Ant Factor Cable Loss Preamp Factor Aux Factor APos TPos Remark MHz dBuV/m dBuV/m dB dBuV dB/m dB dB dB cm deg 1 4798.00 50.17 74.00 -23.83 39.09 32.19 11.50 33.55 0.94 309 337 Peak 2 4798.00 45.29 54.00 -8.71 34.21 32.19 11.50 33.55 0.94 309 337 Average 3 11770.00 54.56 74.00 -19.44 36.62 39.00 18.03 40.48 1.39 196 301 Peak 4 11770.00 45.08 54.00 -8.92 27.14 39.00 18.03 40.48 1.39 196 301 Average 5 17655.00 54.20 108.20 -54.00 36.20 40.62 21.99 46.51 1.90 -- -- Peak	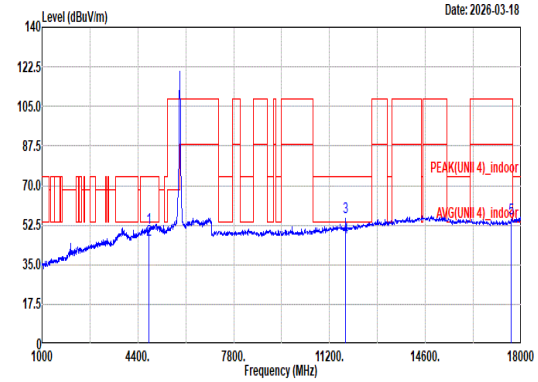 Site : 03CH22-HY Condition: PEAK(UNII 4)_indoor 3m DRH18-E_LE2C04A18EN_250520 VERTICAL Freq Level Limit Line Margin Read Level Ant Factor Cable Loss Preamp Factor Aux Factor APos TPos Remark MHz dBuV/m dBuV/m dB dBuV dB/m dB dB dB cm deg 1 4798.00 51.18 74.00 -22.82 40.10 32.19 11.50 33.55 0.94 100 124 Peak 2 4798.00 45.84 54.00 -8.16 34.76 32.19 11.50 33.55 0.94 100 124 Average 3 11770.00 55.86 74.00 -18.14 37.92 39.00 18.03 40.48 1.39 236 59 Peak 4 11770.00 47.14 54.00 -6.86 29.20 39.00 18.03 40.48 1.39 236 59 Average 5 17655.00 55.23 108.20 -52.97 37.23 40.62 21.99 46.51 1.90 -- -- Peak

Mode	93	
	Harmonic	
	U-NII-4_5.85-5.895_802.11ax HE20_CH177_Full RU_5885MHz	
ANT	1+2	
Pol.	Horizontal	Vertical
10.6G ~18G Avg	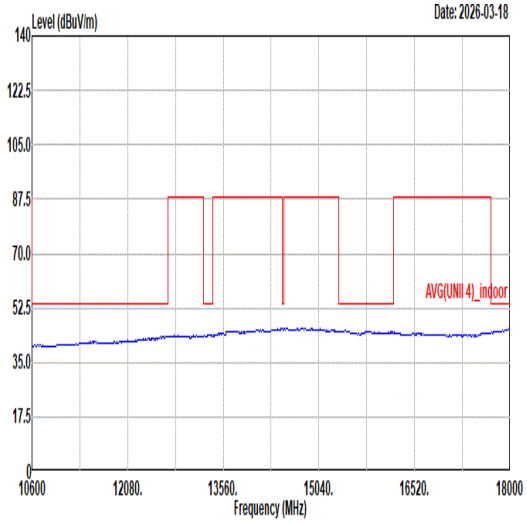 Site : 03CH22-HY Condition: AVG(UNII 4)_indoor 3m DRH18-E_LE2C04A18EN_250520 HORIZONTAL	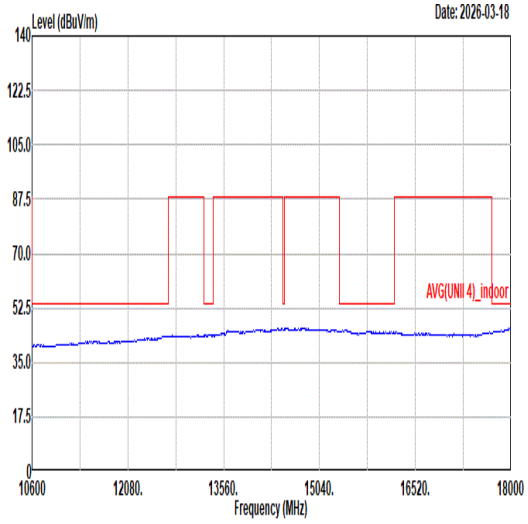 Site : 03CH22-HY Condition: AVG(UNII 4)_indoor 3m DRH18-E_LE2C04A18EN_250520 VERTICAL

Mode	94	
	Band Edge - L	
	U-NII-4_5.85-5.895_802.11ax HE40_CH167_Full RU_5835MHz	
ANT	1+2	
Pol.	Horizontal	Fundamental
Peak	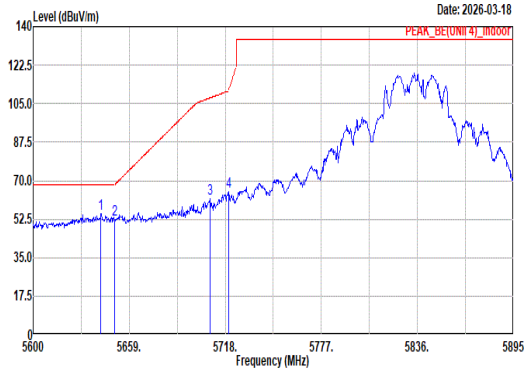 Site : 03CH22-HY Condition: PEAK_BE(UNII 4)_indoor 3m DRH18-E_LE2C04A18EN_250520 HORIZONTAL : RBW:1000.000kHz VBW:3000.000kHz SWT:Auto Freq Level Limit Line Margin Read Level Ant Factor Cable Loss Preamp Factor Aux Factor APos TPos Remark MHz dBuV/m dBuV/m dB dBuV dB/m dB dB dB cm deg 1 5641.60 54.77 68.20 -13.43 42.84 33.13 12.43 34.55 0.92 247 0 Peak 2 5650.15 52.48 68.31 -15.83 40.47 33.20 12.43 34.56 0.94 247 0 Peak 3 5708.86 61.75 107.68 -45.93 49.17 33.70 12.45 34.61 1.04 247 0 Peak 4 5720.07 64.77 110.95 -46.18 52.18 33.70 12.45 34.62 1.06 247 0 Peak	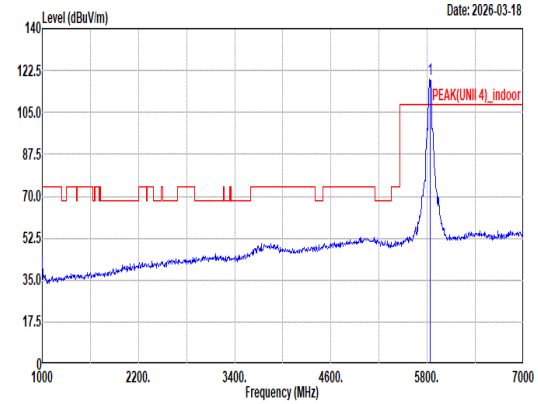 Site : 03CH22-HY Condition: PEAK(UNII 4)_indoor 3m DRH18-E_LE2C04A18EN_250520 HORIZONTAL : RBW:1000.000kHz VBW:3000.000kHz SWT:Auto Freq Level Limit Line Margin Read Level Ant Factor Cable Loss Preamp Factor Aux Factor APos TPos Remark MHz dBuV/m dBuV/m dB dBuV dB/m dB dB dB cm deg 1 5835.00 119.02 ------ ------ 106.33 33.70 12.53 34.71 1.17 247 0 Peak
Avg	Blank	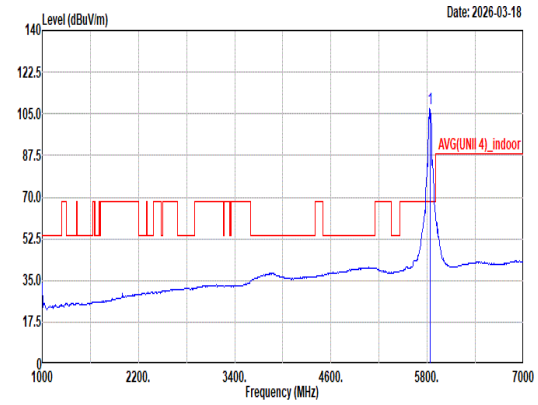 Site : 03CH22-HY Condition: AVG(UNII 4)_indoor 3m DRH18-E_LE2C04A18EN_250520 HORIZONTAL : RBW:1000.000kHz VBW:3000.000kHz SWT:Auto Freq Level Limit Line Margin Read Level Ant Factor Cable Loss Preamp Factor Aux Factor APos TPos Remark MHz dBuV/m dBuV/m dB dBuV dB/m dB dB dB cm deg 1 5835.00 107.37 ------ ------ 94.68 33.70 12.53 34.71 1.17 247 0 Average

Mode	94	
	Band Edge - R	
	U-NII-4_5.85-5.895_802.11ax HE40_CH167_Full RU_5835MHz	
ANT	1+2	
Pol.	Horizontal	Fundamental
Peak	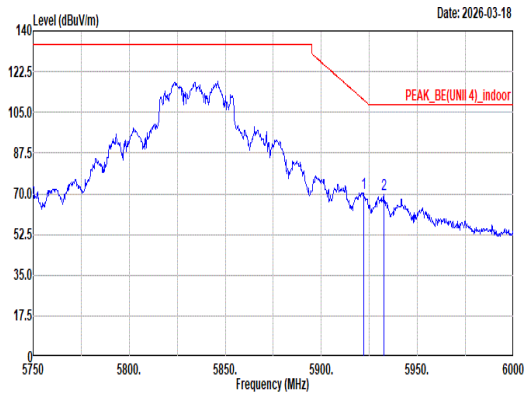 Site : 03CH22-HY Condition: PEAK_BE(UNII 4)_indoor 3m DRH18-E_LE2C04A18EN_250520 HORIZONTAL : RBW:1000.000kHz VBW:3000.000kHz SWT:Auto Limit Read Ant Cable Preamp Aux APos TPos Freq Level Line Margin Level Factor Loss Factor Factor Remark MHz dBuV/m dBuV/m dB dBuV dB/m dB dB dB cm deg 1 5922.00 70.14 110.39 -40.25 57.46 33.66 12.78 34.80 1.04 247 0 Peak 2 5932.50 69.49 108.20 -38.71 56.84 33.63 12.80 34.81 1.03 247 0 Peak	Blank
Avg	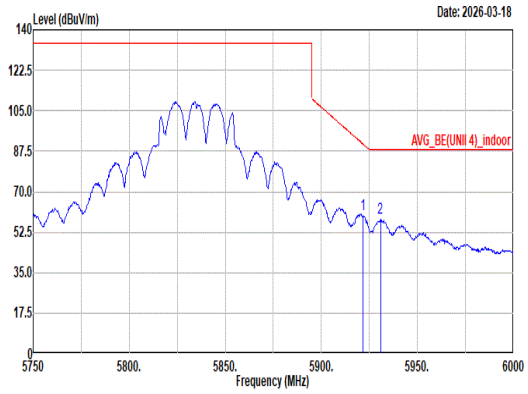 Site : 03CH22-HY Condition: AVG_BE(UNII 4)_indoor 3m DRH18-E_LE2C04A18EN_250520 HORIZONTAL : RBW:1000.000kHz VBW:3000.000kHz SWT:Auto Limit Read Ant Cable Preamp Aux APos TPos Freq Level Line Margin Level Factor Loss Factor Factor Remark MHz dBuV/m dBuV/m dB dBuV dB/m dB dB dB cm deg 1 5921.50 60.10 90.76 -30.66 47.43 33.66 12.77 34.80 1.04 247 0 Average 2 5930.75 58.68 88.20 -29.52 46.02 33.64 12.80 34.81 1.03 247 0 Average	Blank

Mode	94	
	Band Edge - L	
	U-NII-4_5.85-5.895_802.11ax HE40_CH167_Full RU_5835MHz	
ANT	1+2	
Pol.	Vertical	Fundamental
Peak	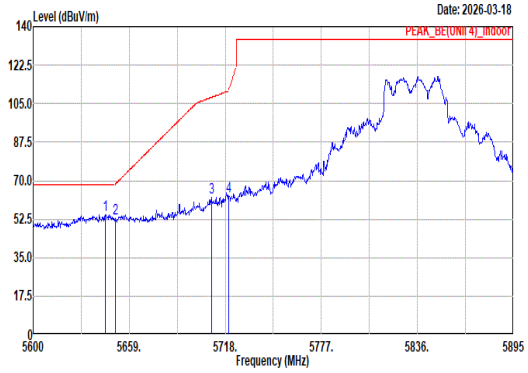 Site : 03CH22-HY Condition: PEAK_BE(UNII 4)_indoor 3m DRH18-E_LE2C04A18EN_250520 VERTICAL : RBW:1000.000kHz VBW:3000.000kHz SWT:Auto Freq Level Limit Line Margin Read Level Ant Factor Cable Loss Preamp Factor Aux Factor APos TPos Remark MHz dBuV/m dBuV/m dB dBuV dB/m dB dB dB cm deg 1 5644.55 54.62 68.20 -13.58 42.65 33.16 12.43 34.55 0.93 300 229 Peak 2 5650.45 52.65 68.53 -15.88 40.64 33.20 12.43 34.56 0.94 300 229 Peak 3 5709.45 62.18 107.85 -45.67 49.60 33.70 12.45 34.61 1.04 300 229 Peak 4 5720.07 62.98 110.95 -47.97 50.39 33.70 12.45 34.62 1.06 300 229 Peak	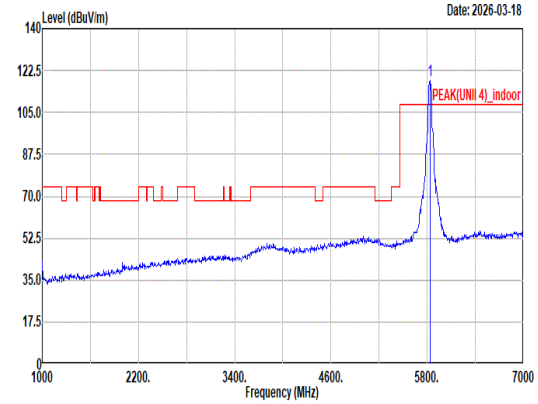 Site : 03CH22-HY Condition: PEAK(UNII 4)_indoor 3m DRH18-E_LE2C04A18EN_250520 VERTICAL : RBW:1000.000kHz VBW:3000.000kHz SWT:Auto Freq Level Limit Line Margin Read Level Ant Factor Cable Loss Preamp Factor Aux Factor APos TPos Remark MHz dBuV/m dBuV/m dB dBuV dB/m dB dB dB cm deg 1 5835.00 118.31 ------ ------ 105.66 33.66 12.56 34.72 1.15 300 229 Peak
Avg	Blank	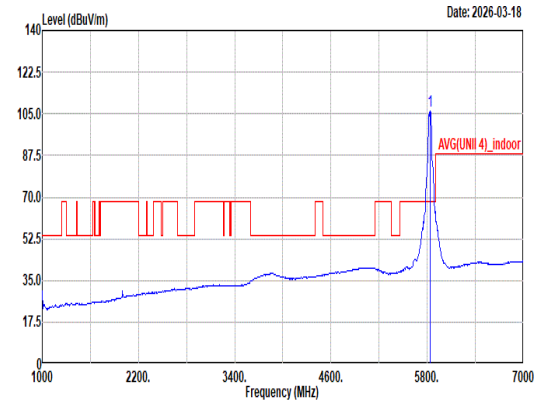 Site : 03CH22-HY Condition: AVG(UNII 4)_indoor 3m DRH18-E_LE2C04A18EN_250520 VERTICAL : RBW:1000.000kHz VBW:3000.000kHz SWT:Auto Freq Level Limit Line Margin Read Level Ant Factor Cable Loss Preamp Factor Aux Factor APos TPos Remark MHz dBuV/m dBuV/m dB dBuV dB/m dB dB dB cm deg 1 5835.00 106.43 ------ ------ 93.78 33.66 12.56 34.72 1.15 300 229 Average

Mode	94	
	Band Edge - R	
	U-NII-4_5.85-5.895_802.11ax HE40_CH167_Full RU_5835MHz	
ANT	1+2	
Pol.	Vertical	Fundamental
Peak	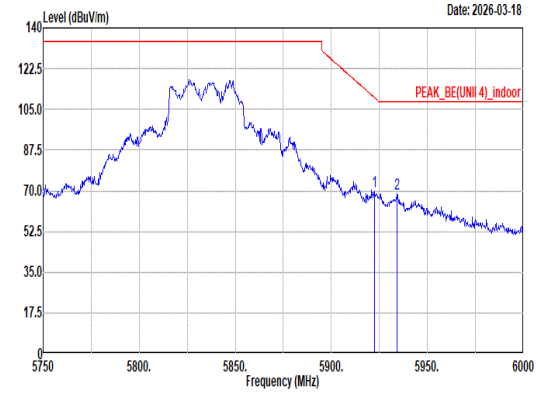 Site : 03CH22-HY Condition: PEAK_BE(UNII 4)_indoor 3m DRH18-E_LE2C04A18EN_250520 VERTICAL : RBW:1000.000kHz VBW:3000.000kHz SWT:Auto Freq Level Limit Line Margin Read Level Ant Factor Cable Loss Preamp Factor Aux Factor APos TPos Remark MHz dBuV/m dBuV/m dB dBuV dB/m dB dB dB cm deg 1 5922.50 69.80 110.03 -40.23 57.13 33.65 12.78 34.80 1.04 300 229 Peak 2 5934.25 68.86 108.20 -39.34 56.20 33.63 12.81 34.81 1.03 300 229 Peak	Blank
Avg	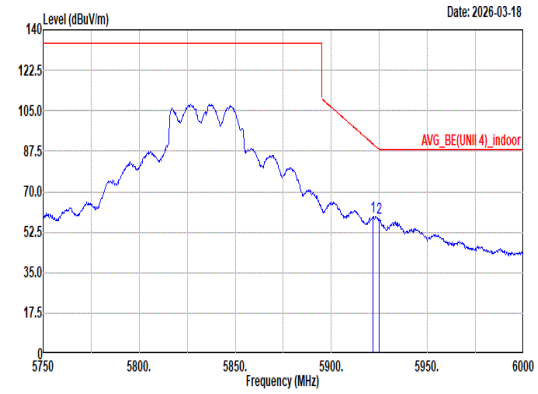 Site : 03CH22-HY Condition: AVG_BE(UNII 4)_indoor 3m DRH18-E_LE2C04A18EN_250520 VERTICAL : RBW:1000.000kHz VBW:3000.000kHz SWT:Auto Freq Level Limit Line Margin Read Level Ant Factor Cable Loss Preamp Factor Aux Factor APos TPos Remark MHz dBuV/m dBuV/m dB dBuV dB/m dB dB dB cm deg 1 5921.50 59.27 90.76 -31.49 46.60 33.66 12.77 34.80 1.04 300 229 Average 2 5925.00 58.70 88.20 -29.50 46.03 33.65 12.78 34.80 1.04 300 229 Average	Blank

Mode	94	
	Harmonic	
	U-NII-4_5.85-5.895_802.11ax HE40_CH167_Full RU_5835MHz	
ANT	1+2	
Pol.	Horizontal	Vertical
Peak Avg	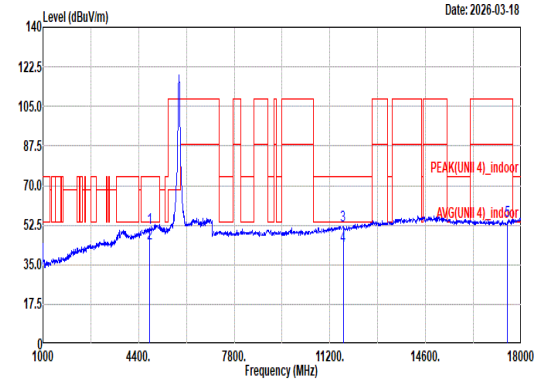 Site : 03CH22-HY Condition: PEAK(UNII 4)_indoor 3m DRH18-E_LE2C04A18EN_250520 HORIZONTAL Freq Level Limit Line Margin Read Level Ant Factor Cable Loss Preamp Factor Aux Factor APos TPos Remark MHz dBuV/m dBuV/m dB dBuV dB/m dB dB dB cm deg 1 4798.00 51.21 74.00 -22.79 40.13 32.19 11.50 33.55 0.94 307 334 Peak 2 4798.00 44.33 54.00 -9.67 33.25 32.19 11.50 33.55 0.94 307 334 Average 3 11670.00 52.50 74.00 -21.50 34.58 38.96 17.97 40.39 1.38 198 303 Peak 4 11670.00 43.41 54.00 -10.59 25.49 38.96 17.97 40.39 1.38 198 303 Average 5 17505.00 54.17 108.20 -54.03 36.75 40.41 21.83 46.73 1.91 -- -- Peak	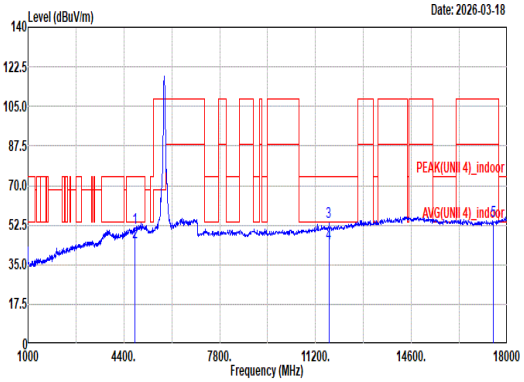 Site : 03CH22-HY Condition: PEAK(UNII 4)_indoor 3m DRH18-E_LE2C04A18EN_250520 VERTICAL Freq Level Limit Line Margin Read Level Ant Factor Cable Loss Preamp Factor Aux Factor APos TPos Remark MHz dBuV/m dBuV/m dB dBuV dB/m dB dB dB cm deg 1 4798.00 51.04 74.00 -22.96 39.96 32.19 11.50 33.55 0.94 100 124 Peak 2 4798.00 44.76 54.00 -9.24 33.68 32.19 11.50 33.55 0.94 100 124 Average 3 11670.00 53.80 74.00 -20.20 35.88 38.96 17.97 40.39 1.38 400 84 Peak 4 11670.00 44.18 54.00 -9.82 26.26 38.96 17.97 40.39 1.38 400 84 Average 5 17505.00 54.25 108.20 -53.95 36.83 40.41 21.83 46.73 1.91 -- -- Peak

Mode	94	
	Harmonic	
	U-NII-4_5.85-5.895_802.11ax HE40_CH167_Full RU_5835MHz	
ANT	1+2	
Pol.	Horizontal	Vertical
10.6G ~18G Avg	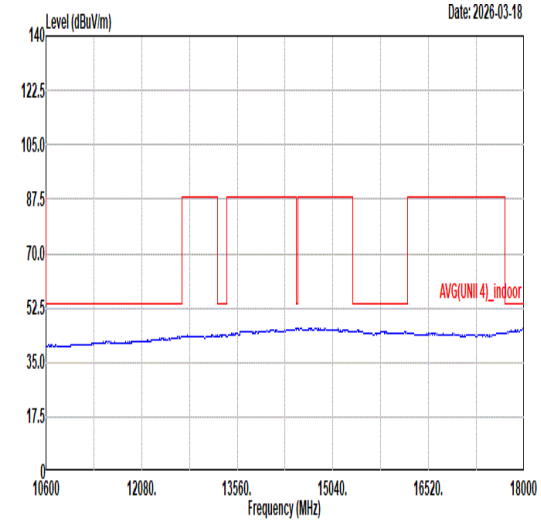 Site : 03CH22-HY Condition: AVG(UNII 4)_indoor 3m DRH18-E_LE2C04A18EN_250520 HORIZONTAL	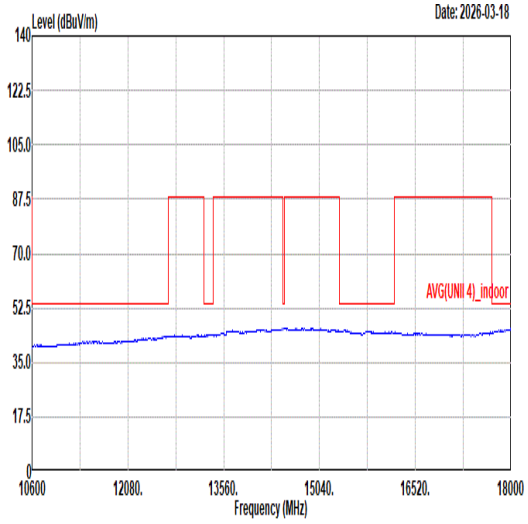 Site : 03CH22-HY Condition: AVG(UNII 4)_indoor 3m DRH18-E_LE2C04A18EN_250520 VERTICAL

Mode	95
	Band Edge - L
	U-NII-4_5.85-5.895_802.11ax HE40_CH175_Full RU_5875MHz
ANT	1+2

Pol.	Horizontal	Fundamental
Peak	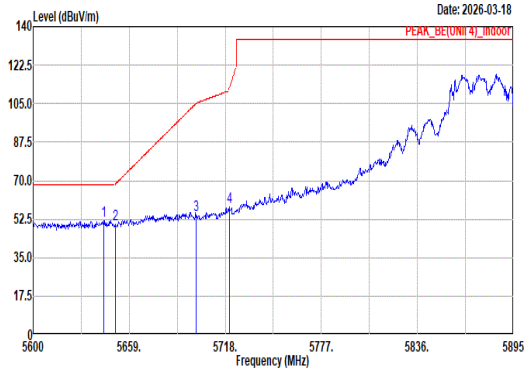 Site : 03CH22-HY Condition: PEAK_BE(UNII 4)_indoor 3m DRH18-E_LE2C04A18EN_250520 HORIZONTAL : RBW:1000.000kHz VBW:3000.000kHz SWT:Auto Freq Level Limit Line Margin Read Level Ant Factor Cable Loss Preamp Factor Aux Factor APos TPos Remark MHz dBuV/m dBuV/m dB dBuV dB/m dB dB dB cm deg 1 5643.37 51.83 68.20 -16.37 39.87 33.15 12.43 34.55 0.93 266 0 Peak 2 5650.45 50.12 68.53 -18.41 38.11 33.20 12.43 34.56 0.94 266 0 Peak 3 5700.01 54.63 105.20 -50.57 42.05 33.70 12.45 34.60 1.03 266 0 Peak 4 5720.36 58.05 111.62 -53.57 45.46 33.70 12.45 34.62 1.06 266 0 Peak	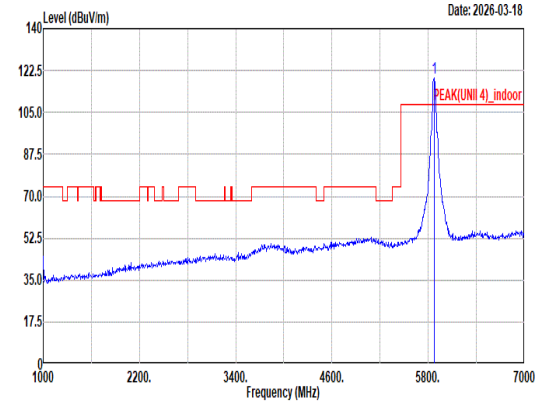 Site : 03CH22-HY Condition: PEAK(UNII 4)_indoor 3m DRH18-E_LE2C04A18EN_250520 HORIZONTAL : RBW:1000.000kHz VBW:3000.000kHz SWT:Auto Freq Level Limit Line Margin Read Level Ant Factor Cable Loss Preamp Factor Aux Factor APos TPos Remark MHz dBuV/m dBuV/m dB dBuV dB/m dB dB dB cm deg 1 5875.00 119.31 ------ ------ 106.66 33.64 12.65 34.75 1.11 266 0 Peak
Avg	Blank	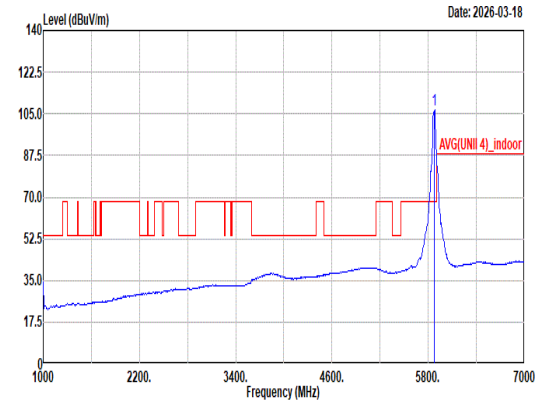 Site : 03CH22-HY Condition: AVG(UNII 4)_indoor 3m DRH18-E_LE2C04A18EN_250520 HORIZONTAL : RBW:1000.000kHz VBW:3000.000kHz SWT:Auto Freq Level Limit Line Margin Read Level Ant Factor Cable Loss Preamp Factor Aux Factor APos TPos Remark MHz dBuV/m dBuV/m dB dBuV dB/m dB dB dB cm deg 1 5875.00 106.98 ------ ------ 94.31 33.67 12.68 34.77 1.09 266 0 Average

Mode	95	
	Band Edge - R	
	U-NII-4_5.85-5.895_802.11ax HE40_CH175_Full RU_5875MHz	
ANT	1+2	
Pol.	Horizontal	Fundamental
Peak	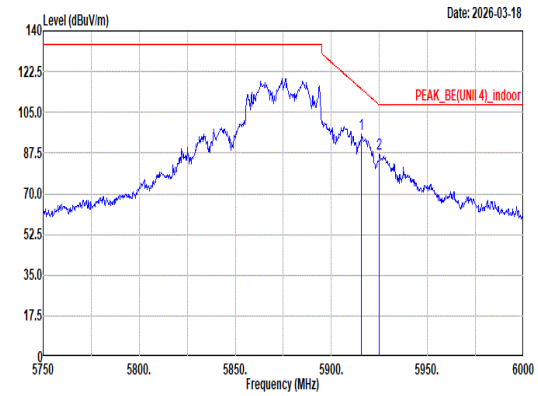 Site : 03CH22-HY Condition: PEAK_BE(UNII 4)_indoor 3m DRH18-E_LE2C04A18EN_250520 HORIZONTAL : RBW:1000.000kHz VBW:3000.000kHz SWT:Auto Freq Level Limit Line Margin Read Level Ant Factor Cable Loss Preamp Factor Aux Factor APos TPos Remark MHz dBuV/m dBuV/m dB dBuV dB/m dB dB dB cm deg 1 5915.75 95.76 114.97 -19.21 83.07 33.67 12.76 34.79 1.05 266 0 Peak 2 5925.00 86.94 108.20 -21.26 74.27 33.65 12.78 34.80 1.04 266 0 Peak	Blank
Avg	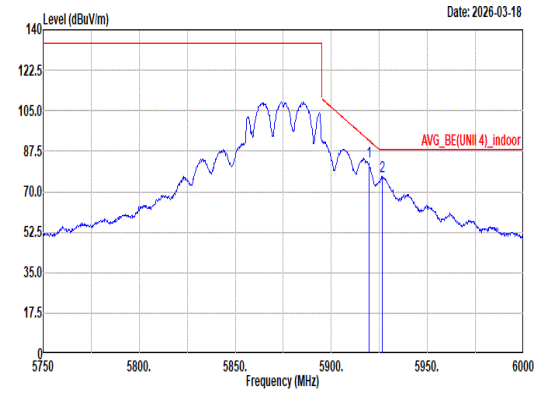 Site : 03CH22-HY Condition: AVG_BE(UNII 4)_indoor 3m DRH18-E_LE2C04A18EN_250520 HORIZONTAL : RBW:1000.000kHz VBW:3000.000kHz SWT:Auto Freq Level Limit Line Margin Read Level Ant Factor Cable Loss Preamp Factor Aux Factor APos TPos Remark MHz dBuV/m dBuV/m dB dBuV dB/m dB dB dB cm deg 1 5919.50 82.78 92.22 -9.44 70.11 33.66 12.77 34.80 1.04 266 0 Average 2 5926.50 76.81 88.20 -11.39 64.13 33.65 12.79 34.80 1.04 266 0 Average	Blank

Mode	95	
	Band Edge - L	
	U-NII-4_5.85-5.895_802.11ax HE40_CH175_Full RU_5875MHz	
ANT	1+2	
Pol.	Vertical	Fundamental
Peak	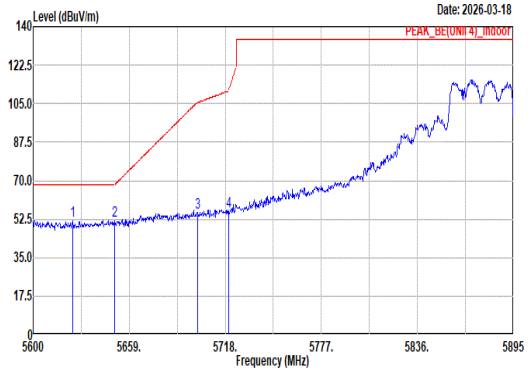 Site : 03CH22-HY Condition: PEAK_BE(UNII 4)_indoor 3m DRH18-E_LE2C04A18EN_250520 VERTICAL : RBW:1000.000kHz VBW:3000.000kHz SWT:Auto Freq Level Limit Line Margin Read Level Ant Factor Cable Loss Preamp Factor Aux Factor APos TPos Remark MHz dBuV/m dBuV/m dB dBuV dB/m dB dB dB cm deg 1 5624.49 51.85 68.20 -16.35 40.06 33.00 12.43 34.53 0.89 300 326 Peak 2 5650.15 51.84 68.31 -16.47 39.83 33.20 12.43 34.56 0.94 300 326 Peak 3 5700.89 55.68 105.45 -49.77 43.10 33.70 12.45 34.60 1.03 300 326 Peak 4 5720.07 56.18 110.95 -54.77 43.59 33.70 12.45 34.62 1.06 300 326 Peak	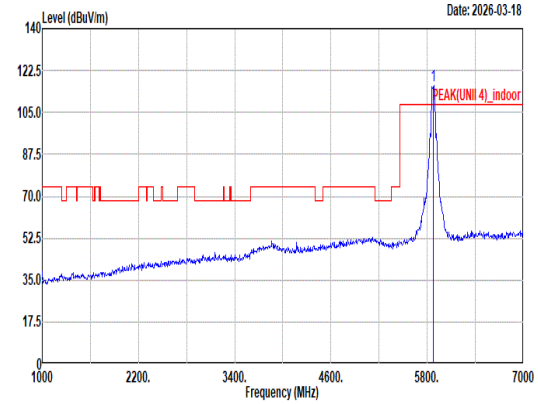 Site : 03CH22-HY Condition: PEAK(UNII 4)_indoor 3m DRH18-E_LE2C04A18EN_250520 VERTICAL : RBW:1000.000kHz VBW:3000.000kHz SWT:Auto Freq Level Limit Line Margin Read Level Ant Factor Cable Loss Preamp Factor Aux Factor APos TPos Remark MHz dBuV/m dBuV/m dB dBuV dB/m dB dB dB cm deg 1 5875.00 116.39 ------ ------ 103.71 33.68 12.69 34.77 1.08 300 326 Peak
Avg	Blank	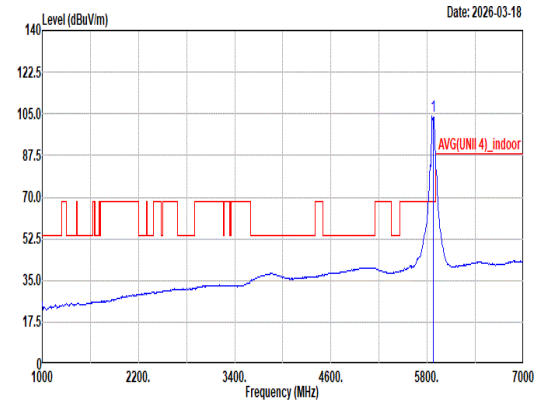 Site : 03CH22-HY Condition: AVG(UNII 4)_indoor 3m DRH18-E_LE2C04A18EN_250520 VERTICAL : RBW:1000.000kHz VBW:3000.000kHz SWT:Auto Freq Level Limit Line Margin Read Level Ant Factor Cable Loss Preamp Factor Aux Factor APos TPos Remark MHz dBuV/m dBuV/m dB dBuV dB/m dB dB dB cm deg 1 5875.00 104.30 ------ ------ 91.68 33.62 12.62 34.74 1.12 300 326 Average

Mode	95	
	Band Edge - R	
	U-NII-4_5.85-5.895_802.11ax HE40_CH175_Full RU_5875MHz	
ANT	1+2	
Pol.	Vertical	Fundamental
Peak	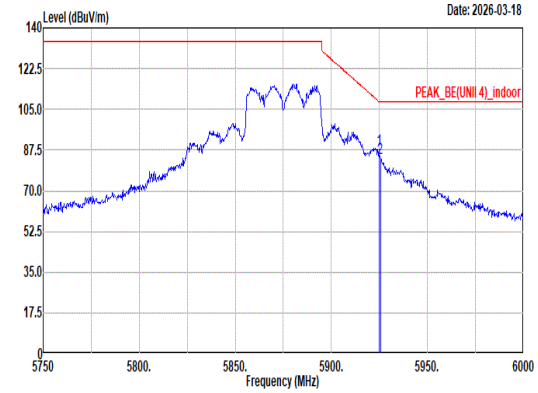 Site : 03CH22-HY Condition: PEAK_BE(UNII 4)_indoor 3m DRH18-E_LE2C04A18EN_250520 VERTICAL : RBW:1000.000kHz VBW:3000.000kHz SWT:Auto Limit Read Ant Cable Preamp Aux APos TPos Freq Level Line Margin Level Factor Loss Factor Factor Remark MHz dBuV/m dBuV/m dB dBuV dB/m dB dB dB cm deg 1 5924.75 87.57 108.38 -20.81 74.90 33.65 12.78 34.80 1.04 300 326 Peak 2 5925.50 83.96 108.20 -24.24 71.29 33.65 12.78 34.80 1.04 300 326 Peak	Blank
Avg	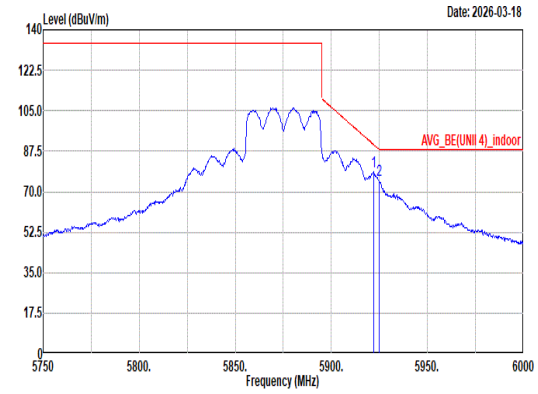 Site : 03CH22-HY Condition: AVG_BE(UNII 4)_indoor 3m DRH18-E_LE2C04A18EN_250520 VERTICAL : RBW:1000.000kHz VBW:3000.000kHz SWT:Auto Limit Read Ant Cable Preamp Aux APos TPos Freq Level Line Margin Level Factor Loss Factor Factor Remark MHz dBuV/m dBuV/m dB dBuV dB/m dB dB dB cm deg 1 5922.25 78.85 90.21 -11.36 66.17 33.66 12.78 34.80 1.04 300 326 Average 2 5925.00 74.87 88.20 -13.33 62.20 33.65 12.78 34.80 1.04 300 326 Average	Blank

Mode	95	
	Harmonic	
	U-NII-4_5.85-5.895_802.11ax HE40_CH175_Full RU_5875MHz	
ANT	1+2	
Pol.	Horizontal	Vertical
Peak Avg	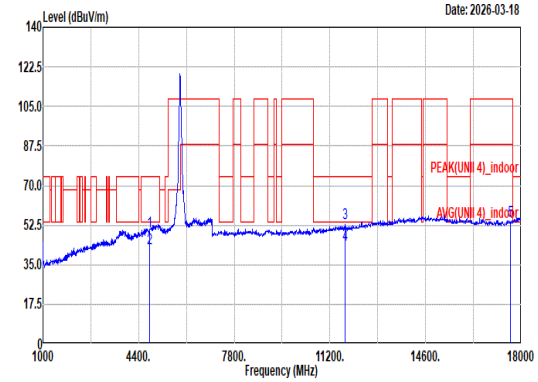 Site : 03CH22-HY Condition: PEAK(UNII 4)_indoor 3m DRH18-E_LE2C04A18EN_250520 HORIZONTAL 1 4798.00 49.83 74.00 -24.17 38.75 32.19 11.50 33.55 0.94 306 336 Peak 2 4798.00 42.29 54.00 -11.71 31.21 32.19 11.50 33.55 0.94 306 336 Average 3 11750.00 53.21 74.00 -20.79 35.27 39.00 18.02 40.47 1.39 200 302 Peak 4 11750.00 44.06 54.00 -9.94 26.12 39.00 18.02 40.47 1.39 200 302 Average 5 17625.00 54.33 108.20 -53.87 36.43 40.60 21.96 46.56 1.90 -- -- Peak	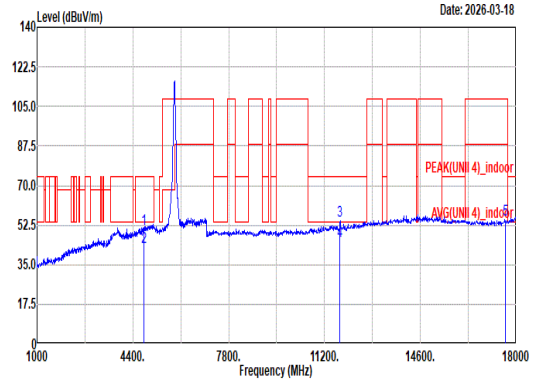 Site : 03CH22-HY Condition: PEAK(UNII 4)_indoor 3m DRH18-E_LE2C04A18EN_250520 VERTICAL 1 4798.00 50.69 74.00 -23.31 39.61 32.19 11.50 33.55 0.94 100 124 Peak 2 4798.00 42.73 54.00 -11.27 31.65 32.19 11.50 33.55 0.94 100 124 Average 3 11750.00 54.56 74.00 -19.44 36.62 39.00 18.02 40.47 1.39 231 89 Peak 4 11750.00 45.29 54.00 -8.71 27.35 39.00 18.02 40.47 1.39 231 89 Average 5 17625.00 54.78 108.20 -53.42 36.88 40.60 21.96 46.56 1.90 -- -- Peak

Mode	95	
	Harmonic	
	U-NII-4_5.85-5.895_802.11ax HE40_CH175_Full RU_5875MHz	
ANT	1+2	
Pol.	Horizontal	Vertical
10.6G ~18G Avg	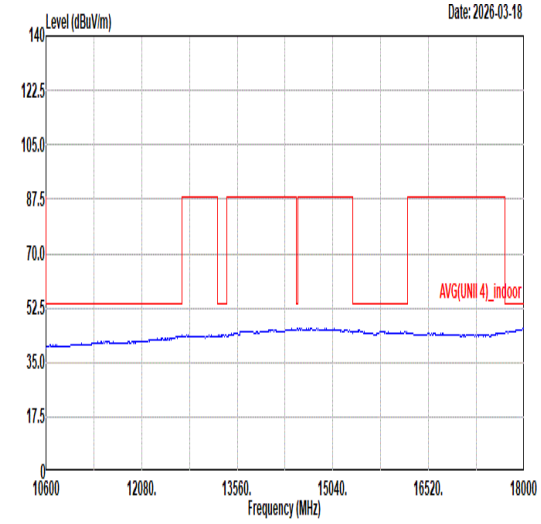 Site : 03CH22-HY Condition: AVG(UNII 4)_indoor 3m DRH18-E_LE2C04A18EN_250520 HORIZONTAL	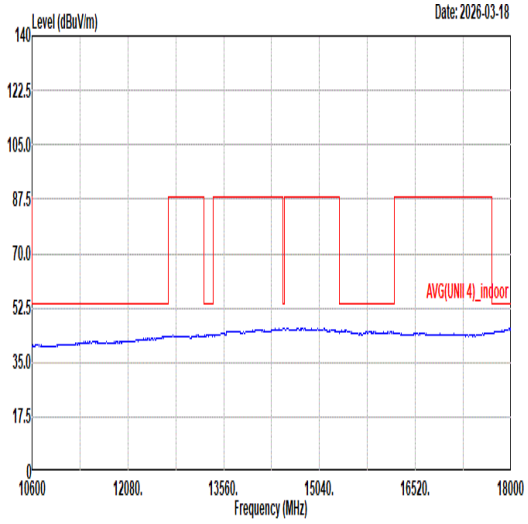 Site : 03CH22-HY Condition: AVG(UNII 4)_indoor 3m DRH18-E_LE2C04A18EN_250520 VERTICAL

Mode	96
	Band Edge - L
	U-NII-4_5.85-5.895_802.11ax HE80_CH171_Full RU_5855MHz
ANT	1+2

Pol.	Horizontal	Fundamental
Peak	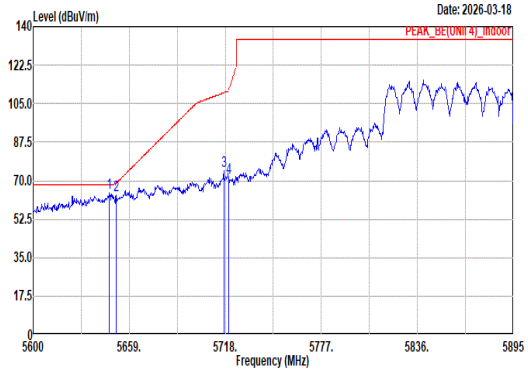 Site : 03CH22-HY Condition: PEAK_BE(UNII 4)_indoor 3m DRH18-E_LE2C04A18EN_250520 HORIZONTAL : RBW:1000.000kHz VBW:3000.000kHz SWT:Auto Freq Level Limit Line Margin Read Level Ant Factor Cable Loss Preamp Factor Aux Factor APos TPos Remark MHz dBuV/m dBuV/m dB dBuV dB/m dB dB dB cm deg 1 5646.91 64.36 68.20 -3.84 52.37 33.18 12.43 34.55 0.93 300 196 Peak 2 5651.04 63.26 68.97 -5.71 51.24 33.21 12.43 34.56 0.94 300 196 Peak 3 5717.12 74.32 109.99 -35.67 61.74 33.70 12.45 34.62 1.05 300 196 Peak 4 5720.07 71.11 110.95 -39.84 58.52 33.70 12.45 34.62 1.06 300 196 Peak	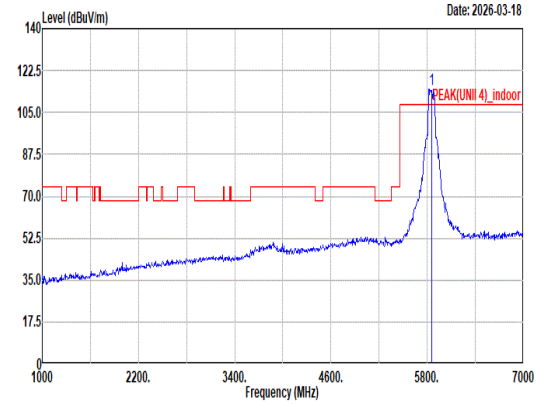 Site : 03CH22-HY Condition: PEAK(UNII 4)_indoor 3m DRH18-E_LE2C04A18EN_250520 HORIZONTAL : RBW:1000.000kHz VBW:3000.000kHz SWT:Auto Freq Level Limit Line Margin Read Level Ant Factor Cable Loss Preamp Factor Aux Factor APos TPos Remark MHz dBuV/m dBuV/m dB dBuV dB/m dB dB dB cm deg 1 5855.00 114.88 ------ ------ 102.21 33.68 12.55 34.72 1.16 300 196 Peak
Avg	Blank	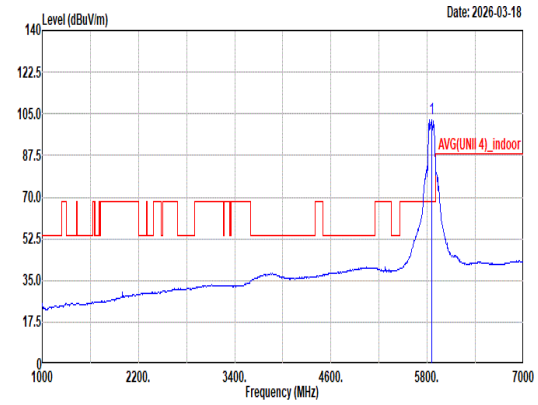 Site : 03CH22-HY Condition: AVG(UNII 4)_indoor 3m DRH18-E_LE2C04A18EN_250520 HORIZONTAL : RBW:1000.000kHz VBW:3000.000kHz SWT:Auto Freq Level Limit Line Margin Read Level Ant Factor Cable Loss Preamp Factor Aux Factor APos TPos Remark MHz dBuV/m dBuV/m dB dBuV dB/m dB dB dB cm deg 1 5855.00 102.79 ------ ------ 90.12 33.68 12.55 34.72 1.16 300 196 Average

Mode	96	
	Band Edge - R	
	U-NII-4_5.85-5.895_802.11ax HE80_CH171_Full RU_5855MHz	
ANT	1+2	
Pol.	Horizontal	Fundamental
Peak	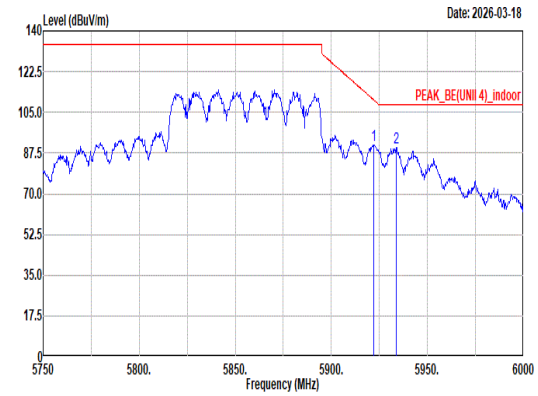 Site : 03CH22-HY Condition: PEAK_BE(UNII 4)_indoor 3m DRH18-E_LE2C04A18EN_250520 HORIZONTAL : RBW:1000.000kHz VBW:3000.000kHz SWT:Auto Freq Level Limit Line Margin Read Level Ant Factor Cable Loss Preamp Factor Aux Factor APos TPos Remark MHz dBuV/m dBuV/m dB dBuV dB/m dB dB dB cm deg 1 5922.25 90.94 110.21 -19.27 78.26 33.66 12.78 34.80 1.04 300 196 Peak 2 5933.75 89.88 108.20 -18.32 77.23 33.63 12.80 34.81 1.03 300 196 Peak	Blank
Avg	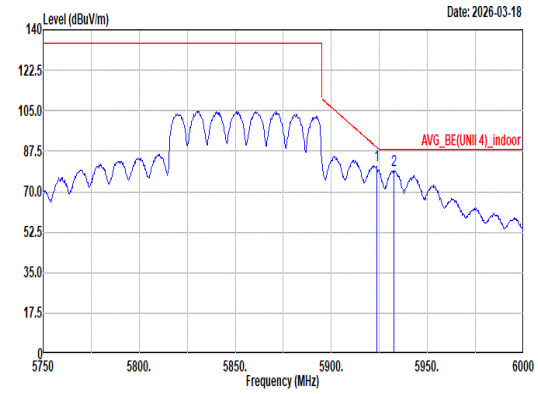 Site : 03CH22-HY Condition: AVG_BE(UNII 4)_indoor 3m DRH18-E_LE2C04A18EN_250520 HORIZONTAL : RBW:1000.000kHz VBW:3000.000kHz SWT:Auto Freq Level Limit Line Margin Read Level Ant Factor Cable Loss Preamp Factor Aux Factor APos TPos Remark MHz dBuV/m dBuV/m dB dBuV dB/m dB dB dB cm deg 1 5923.50 81.09 89.30 -8.21 68.42 33.65 12.78 34.80 1.04 300 196 Average 2 5932.50 79.50 88.20 -8.70 66.85 33.63 12.80 34.81 1.03 300 196 Average	Blank

Mode	96
	Band Edge - L
	U-NII-4_5.85-5.895_802.11ax HE80_CH171_Full RU_5855MHz
ANT	1+2

Pol.	Vertical	Fundamental
Peak	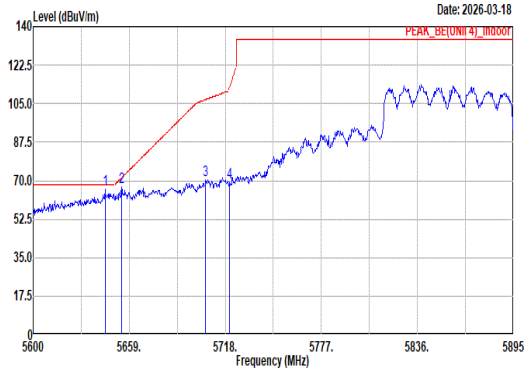 Site : 03CH22-HY Condition: PEAK_BE(UNII 4)_indoor 3m DRH18-E_LE2C04A18EN_250520 VERTICAL : RBW:1000.000kHz VBW:3000.000kHz SWT:Auto Freq Level Limit Line Margin Read Level Ant Factor Cable Loss Preamp Factor Aux Factor APos TPos Remark MHz dBuV/m dBuV/m dB dBuV dB/m dB dB dB cm deg 1 5644.25 65.94 68.20 -2.26 53.98 33.15 12.43 34.55 0.93 300 319 Peak 2 5654.28 67.21 71.38 -4.17 55.16 33.24 12.43 34.56 0.94 300 319 Peak 3 5705.91 70.44 106.86 -36.42 57.86 33.70 12.45 34.61 1.04 300 319 Peak 4 5720.66 69.37 112.29 -42.92 56.78 33.70 12.45 34.62 1.06 300 319 Peak	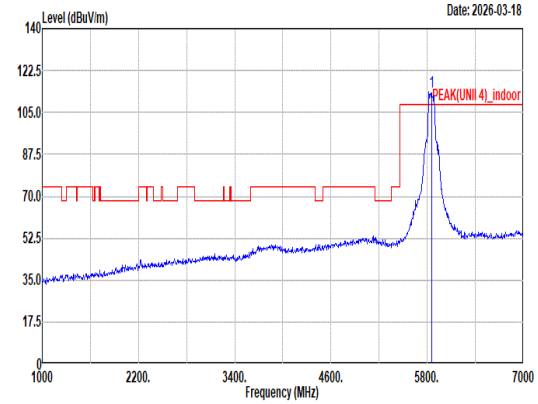 Site : 03CH22-HY Condition: PEAK(UNII 4)_indoor 3m DRH18-E_LE2C04A18EN_250520 VERTICAL : RBW:1000.000kHz VBW:3000.000kHz SWT:Auto Freq Level Limit Line Margin Read Level Ant Factor Cable Loss Preamp Factor Aux Factor APos TPos Remark MHz dBuV/m dBuV/m dB dBuV dB/m dB dB dB cm deg 1 5855.00 113.44 ------ ------ 100.72 33.73 12.52 34.71 1.18 300 319 Peak
Avg	Blank	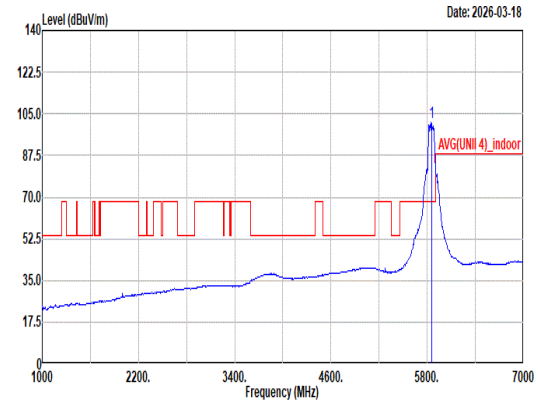 Site : 03CH22-HY Condition: AVG(UNII 4)_indoor 3m DRH18-E_LE2C04A18EN_250520 VERTICAL : RBW:1000.000kHz VBW:3000.000kHz SWT:Auto Freq Level Limit Line Margin Read Level Ant Factor Cable Loss Preamp Factor Aux Factor APos TPos Remark MHz dBuV/m dBuV/m dB dBuV dB/m dB dB dB cm deg 1 5855.00 101.68 ------ ------ 89.07 33.61 12.59 34.73 1.14 300 319 Average

Mode	96	
	Band Edge - R	
	U-NII-4_5.85-5.895_802.11ax HE80_CH171_Full RU_5855MHz	
ANT	1+2	
Pol.	Vertical	Fundamental
Peak	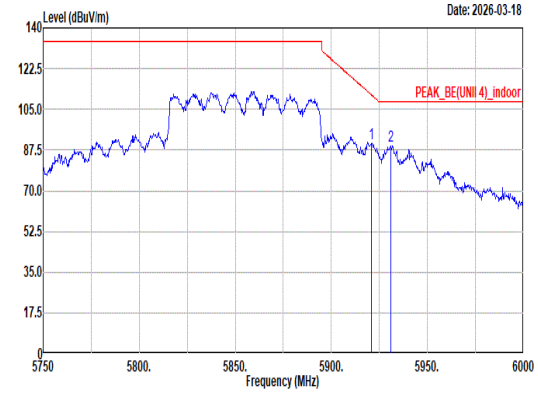 Site : 03CH22-HY Condition: PEAK_BE(UNII 4)_indoor 3m DRH18-E_LE2C04A18EN_250520 VERTICAL : RBW:1000.000kHz VBW:3000.000kHz SWT:Auto Freq Level Limit Line Margin Read Level Ant Factor Cable Loss Preamp Factor Aux Factor APos TPos Remark MHz dBuV/m dBuV/m dB dBuV dB/m dB dB dB cm deg 1 5920.75 90.60 111.31 -20.71 77.93 33.66 12.77 34.80 1.04 300 319 Peak 2 5931.00 89.08 108.20 -19.12 76.42 33.64 12.80 34.81 1.03 300 319 Peak	Blank
Avg	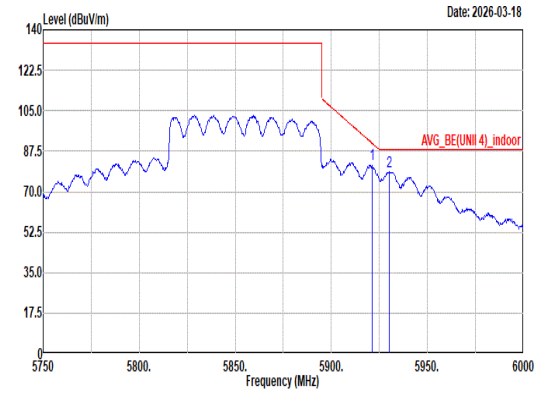 Site : 03CH22-HY Condition: AVG_BE(UNII 4)_indoor 3m DRH18-E_LE2C04A18EN_250520 VERTICAL : RBW:1000.000kHz VBW:3000.000kHz SWT:Auto Freq Level Limit Line Margin Read Level Ant Factor Cable Loss Preamp Factor Aux Factor APos TPos Remark MHz dBuV/m dBuV/m dB dBuV dB/m dB dB dB cm deg 1 5921.25 81.65 90.94 -9.29 68.98 33.66 12.77 34.80 1.04 300 319 Average 2 5930.25 78.85 88.20 -9.35 66.19 33.64 12.80 34.81 1.03 300 319 Average	Blank

Mode	96	
	Harmonic	
	U-NII-4_5.85-5.895_802.11ax HE80_CH171_Full RU_5855MHz	
ANT	1+2	
Pol.	Horizontal	Vertical
Peak Avg	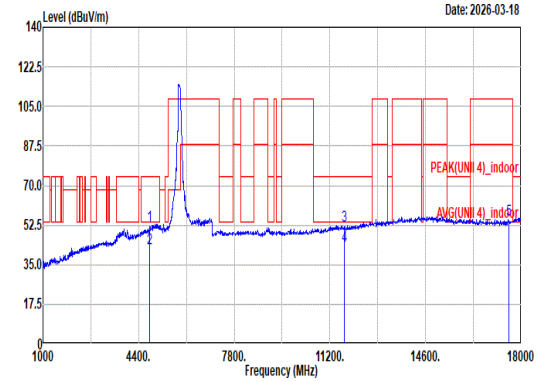 Site : 03CH22-HY Condition: PEAK(UNII 4)_indoor 3m DRH18-E_LE2C04A18EN_250520 HORIZONTAL Freq Level Limit Line Margin Read Level Ant Factor Cable Loss Preamp Factor Aux Factor APos TPos Remark MHz dBuV/m dBuV/m dB dBuV dB/m dB dB dB cm deg 1 4798.00 52.36 74.00 -21.64 41.28 32.19 11.50 33.55 0.94 304 333 Peak 2 4798.00 42.29 54.00 -11.71 31.21 32.19 11.50 33.55 0.94 304 333 Average 3 11710.00 52.39 74.00 -21.61 34.51 38.92 18.00 40.43 1.39 -- -- Peak 4 11710.00 43.18 54.00 -10.82 25.30 38.92 18.00 40.43 1.39 -- -- Average 5 17565.00 54.82 108.20 -53.38 37.14 40.53 21.89 46.64 1.90 -- -- Peak	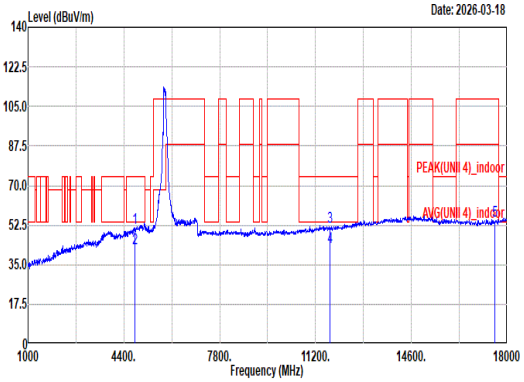 Site : 03CH22-HY Condition: PEAK(UNII 4)_indoor 3m DRH18-E_LE2C04A18EN_250520 VERTICAL Freq Level Limit Line Margin Read Level Ant Factor Cable Loss Preamp Factor Aux Factor APos TPos Remark MHz dBuV/m dBuV/m dB dBuV dB/m dB dB dB cm deg 1 4798.00 51.33 74.00 -22.67 40.25 32.19 11.50 33.55 0.94 106 360 Peak 2 4798.00 42.11 54.00 -11.89 31.03 32.19 11.50 33.55 0.94 106 360 Average 3 11710.00 51.94 74.00 -22.06 34.06 38.92 18.00 40.43 1.39 -- -- Peak 4 11710.00 42.81 54.00 -11.19 24.93 38.92 18.00 40.43 1.39 -- -- Average 5 17565.00 54.62 108.20 -53.58 36.94 40.53 21.89 46.64 1.90 -- -- Peak

Mode	96	
	Harmonic	
	U-NII-4_5.85-5.895_802.11ax HE80_CH171_Full RU_5855MHz	
ANT	1+2	
Pol.	Horizontal	Vertical
10.6G ~18G Avg	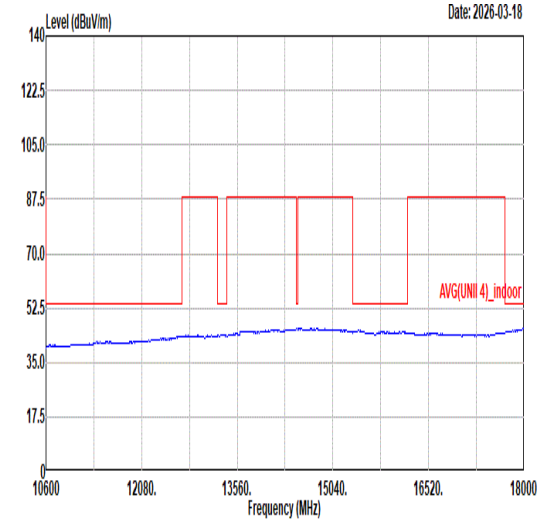 Site : 03CH22-HY Condition: AVG(UNII 4)_indoor 3m DRH18-E_LE2C04A18EN_250520 HORIZONTAL	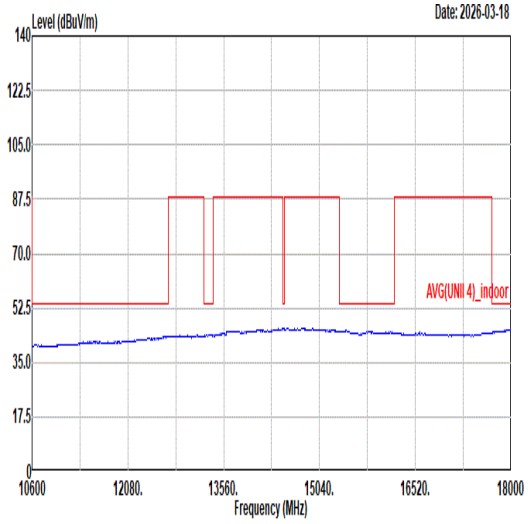 Site : 03CH22-HY Condition: AVG(UNII 4)_indoor 3m DRH18-E_LE2C04A18EN_250520 VERTICAL

Mode	97	
	LF	
	U-NII-4_5.725-5.85_802.11ac VHT160_CH163_5815MHz	
ANT	1+2	
Pol.	Horizontal	Vertical
QP/ Peak	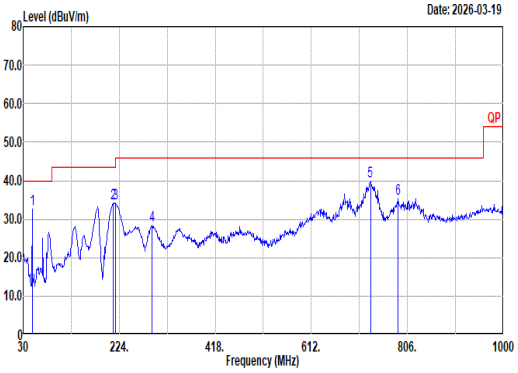	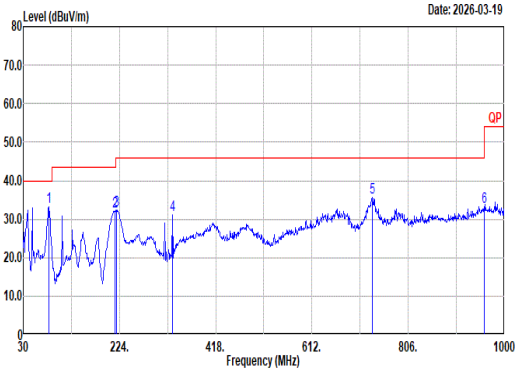

Site : 03CH22-HY
Condition: QP 3m Bilog_63304_251126 HORIZONTAL

	Freq	Level	Limit Line	Margin	Read Level	Ant Factor	Cable Loss	Preamp Factor	Aux Factor	APos	TPos	Remark
	MHz	dBuV/m	dBuV/m	dB	dBuV	dB/m	dB	dB	dB	cm	deg	
1	48.43	32.67	40.00	-7.33	49.29	14.84	1.09	32.59	0.04	--	--	Peak
2	212.36	34.22	43.50	-9.28	49.35	14.93	2.35	32.48	0.07	--	--	Peak
3	216.24	34.00	46.00	-12.00	49.18	14.86	2.38	32.49	0.07	--	--	Peak
4	289.96	28.25	46.00	-17.75	38.88	19.01	2.80	32.52	0.08	--	--	Peak
5	731.31	39.85	46.00	-6.15	40.08	27.64	4.51	32.55	0.17	--	--	Peak
6	787.57	35.44	46.00	-10.56	34.89	28.09	4.63	32.38	0.21	--	--	Peak

Site : 03CH22-HY
Condition: QP 3m Bilog_63304_251126 VERTICAL

	Freq	Level	Limit Line	Margin	Read Level	Ant Factor	Cable Loss	Preamp Factor	Aux Factor	APos	TPos	Remark
	MHz	dBuV/m	dBuV/m	dB	dBuV	dB/m	dB	dB	dB	cm	deg	
1	81.41	33.27	40.00	-6.73	50.75	13.57	1.47	32.57	0.05	--	--	Peak
2	215.27	32.08	43.50	-11.42	47.28	14.85	2.37	32.49	0.07	--	--	Peak
3	218.18	32.26	46.00	-13.74	47.32	14.97	2.39	32.49	0.07	--	--	Peak
4	330.70	31.21	46.00	-14.79	41.04	19.64	2.98	32.53	0.08	--	--	Peak
5	733.25	35.59	46.00	-10.41	35.73	27.72	4.52	32.55	0.17	--	--	Peak
6	959.26	33.12	46.00	-12.88	27.99	30.93	5.08	31.12	0.24	--	--	Peak

Mode	98	
	SHF	
	U-NII-4_5.725-5.85_802.11ac VHT160_CH163_5815MHz	
ANT	1+2	
Pol.	Horizontal	Vertical
Peak	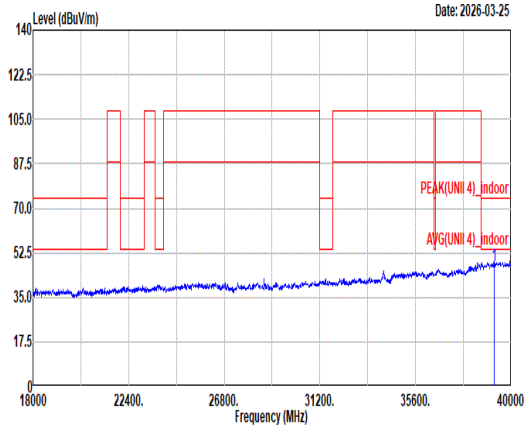 Site : 03CH22-HY Condition: PEAK(UNII 4)_indoor 1m SHF_1224_250702 HORIZONTAL Freq Level Limit Line Margin Read Level Ant Factor Cable Loss Preamp Factor Aux Factor APos TPos Remark MHz dBuV/m dBuV/m dB dBuV dB/m dB dB dB cm deg 1 39210.99 47.42 74.00 -26.58 39.50 45.01 34.45 62.00 -9.54 -- -- PEAK	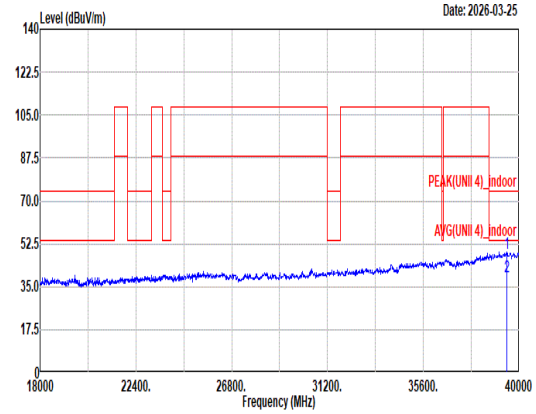 Site : 03CH22-HY Condition: PEAK(UNII 4)_indoor 1m SHF_1224_250702 VERTICAL Freq Level Limit Line Margin Read Level Ant Factor Cable Loss Preamp Factor Aux Factor APos TPos Remark MHz dBuV/m dBuV/m dB dBuV dB/m dB dB dB cm deg 1 39447.68 48.46 74.00 -25.54 39.94 45.37 34.69 62.00 -9.54 -- -- PEAK 2 39447.68 38.99 54.00 -15.01 30.47 45.37 34.69 62.00 -9.54 -- -- Average

Appendix D. Duty Cycle Plots

Antenna	Band	Duty Cycle (%)	Duty Factor(dB)
1+2	802.11a	91.67	0.38
1+2	5GHz 802.11n HT20	92.35	0.35
1+2	5GHz 802.11n HT40	91.25	0.40
1+2	5GHz 802.11ac VHT80	91.25	0.40
1+2	5GHz 802.11ac VHT160	83.90	0.76
1+2	5GHz 802.11ax HE20 Full RU	92.38	0.34
1+2	5GHz 802.11ax HE40 Full RU	91.61	0.38
1+2	5GHz 802.11ax HE80 Full RU	91.89	0.37
1+2	5GHz 802.11ax HE160 Full RU	90.97	0.41

MIMO <Ant. 1+2>

802.11a

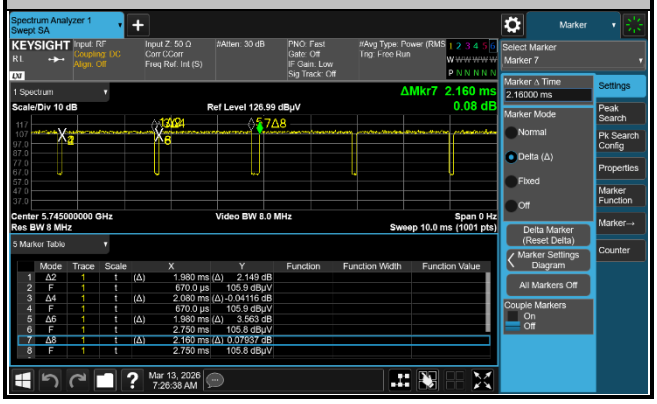

5GHz 802.11n HT20

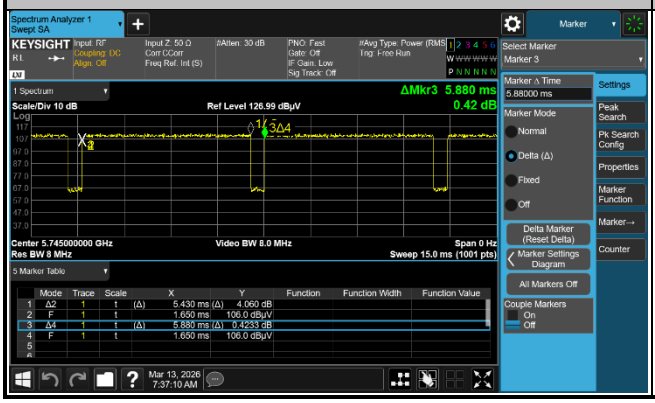

5GHz 802.11n HT40

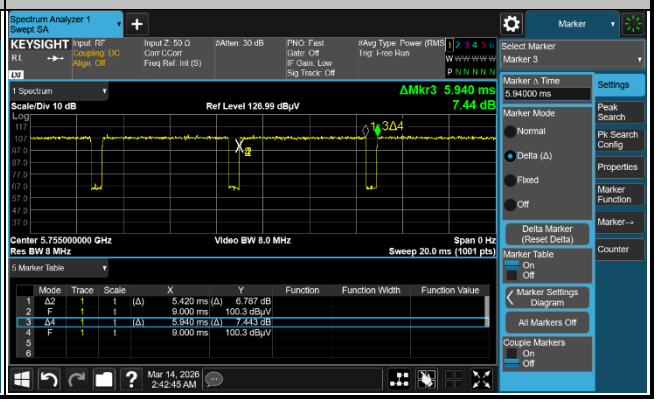

5GHz 802.11ac VHT80

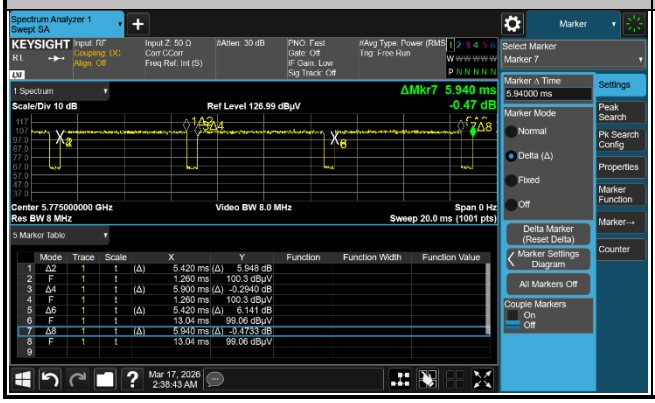

5GHz 802.11ac VHT160

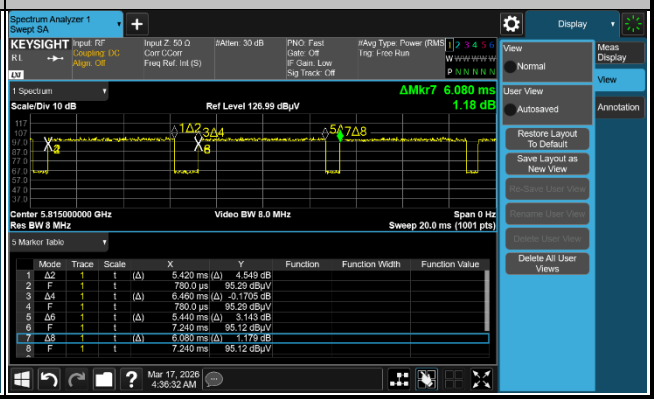

5GHz 802.11ax HE20 Full RU

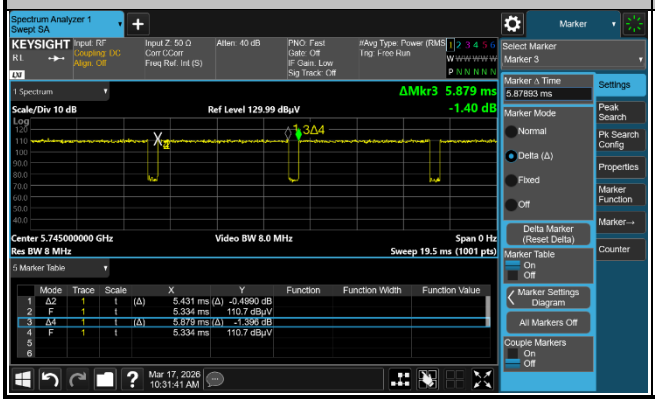

5GHz 802.11ax HE40 Full RU

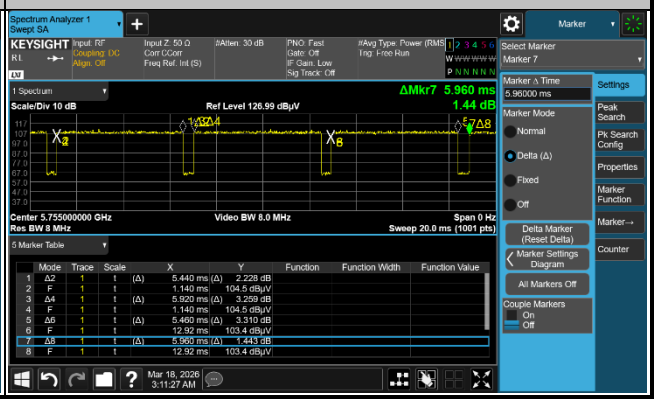

5GHz 802.11ax HE80 Full RU

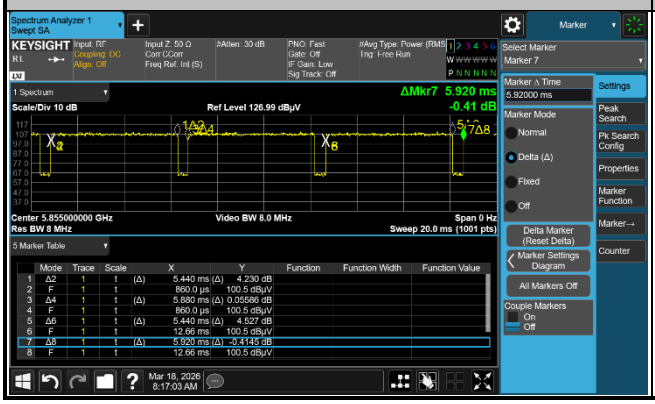

5GHz 802.11ax HE160 Full RU

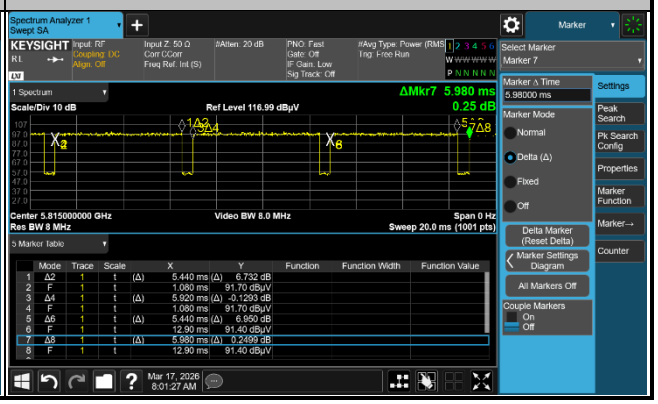

——THE END——