Mode	22	
	Band Edge - L	
	2400-2483.5_802.11n HT20_CH06_Full RU _2437MHz	
ANT	1+2	
Pol.	Horizontal	Fundamental
Peak	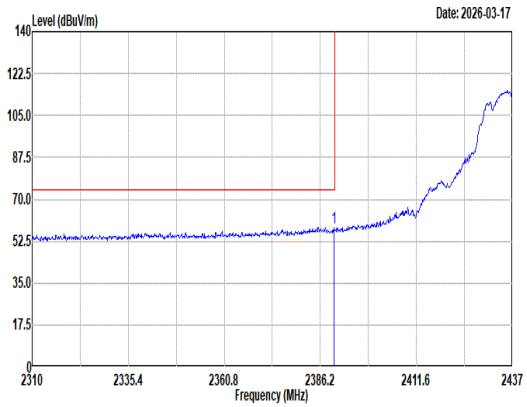 Site : 03CH16-HY Condition: PEAK_BE_74 3m 9120D-02038_250807 HORIZONTAL : RBW:1000.000kHz VBW:3000.000kHz SWT:Auto Freq Level Limit Line Margin Read Level Ant Factor Cable Loss Preamp Factor Aux Factor APos TPos Remark MHz dBuV/m dBuV/m dB dBuV dB/m dB dB dB cm deg 1 2389.76 58.35 74.00 -15.65 48.94 27.40 8.19 36.10 9.92 363 196 Peak	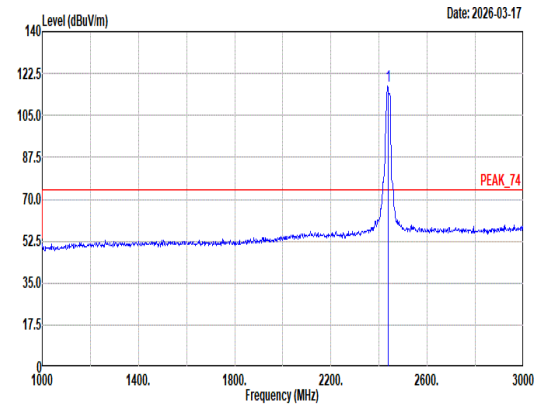 Site : 03CH16-HY Condition: PEAK_74 3m 9120D-02038_250807 HORIZONTAL : RBW:1000.000kHz VBW:3000.000kHz SWT:Auto Freq Level Limit Line Margin Read Level Ant Factor Cable Loss Preamp Factor Aux Factor APos TPos Remark MHz dBuV/m dBuV/m dB dBuV dB/m dB dB dB cm deg 1 2437.00 117.10 ------ ------ 107.47 27.56 8.25 36.10 9.92 363 196 Peak
Avg	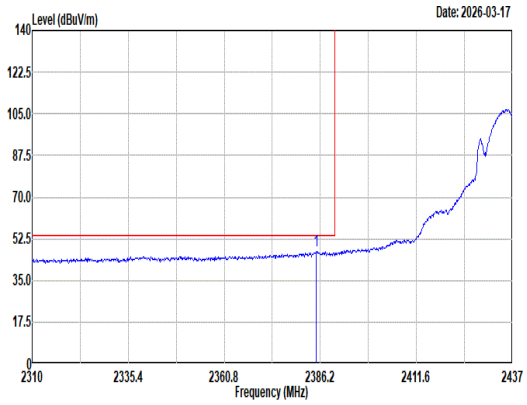 Site : 03CH16-HY Condition: AVG_BE_54 3m 9120D-02038_250807 HORIZONTAL : RBW:1000.000kHz VBW:3000.000kHz SWT:Auto Freq Level Limit Line Margin Read Level Ant Factor Cable Loss Preamp Factor Aux Factor APos TPos Remark MHz dBuV/m dBuV/m dB dBuV dB/m dB dB dB cm deg 1 2385.06 47.35 54.00 -6.65 38.00 27.35 8.18 36.10 9.92 363 196 Average	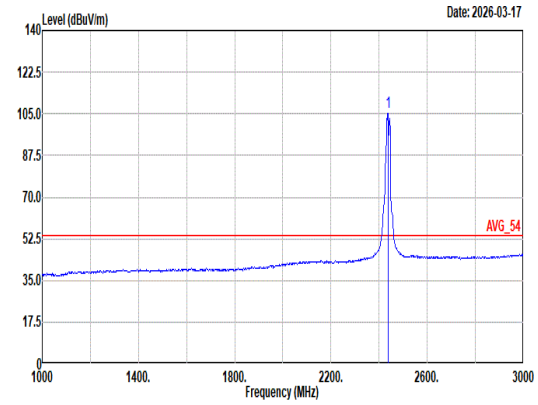 Site : 03CH16-HY Condition: AVG_54 3m 9120D-02038_250807 HORIZONTAL : RBW:1000.000kHz VBW:3000.000kHz SWT:Auto Freq Level Limit Line Margin Read Level Ant Factor Cable Loss Preamp Factor Aux Factor APos TPos Remark MHz dBuV/m dBuV/m dB dBuV dB/m dB dB dB cm deg 1 2437.00 105.66 ------ ------ 96.06 27.54 8.24 36.10 9.92 363 196 Average

Mode	22	
	Band Edge - R	
	2400-2483.5_802.11n HT20_CH06_Full RU _2437MHz	
ANT	1+2	
Pol.	Horizontal	Fundamental
Peak	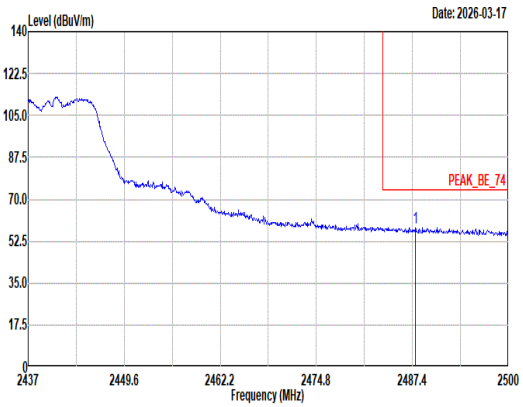 Site : 03CH16-HY Condition: PEAK_BE_74 3m 9120D-02038_250807 HORIZONTAL : RBW:1000.000kHz VBW:3000.000kHz SWT:Auto Limit Read Ant Cable Preamp Aux APos TPos Freq Level Line Margin Level Factor Loss Factor Factor Remark MHz dBuV/m dBuV/m dB dBuV dB/m dB dB dB cm deg 1 2487.78 58.12 74.00 -15.88 48.12 27.88 8.31 36.11 9.92 363 196 Peak	Blank
Avg	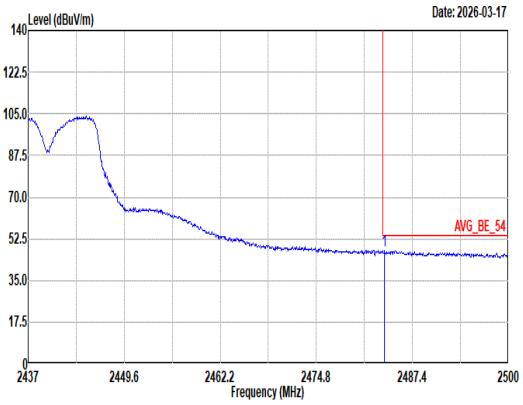 Site : 03CH16-HY Condition: AVG_BE_54 3m 9120D-02038_250807 HORIZONTAL : RBW:1000.000kHz VBW:3000.000kHz SWT:Auto Limit Read Ant Cable Preamp Aux APos TPos Freq Level Line Margin Level Factor Loss Factor Factor Remark MHz dBuV/m dBuV/m dB dBuV dB/m dB dB dB cm deg 1 2483.75 47.66 54.00 -6.34 37.70 27.84 8.31 36.11 9.92 363 196 Average	Blank

Mode	22	
	Band Edge - L	
	2400-2483.5_802.11n HT20_CH06_Full RU _2437MHz	
ANT	1+2	
Pol.	Vertical	Fundamental
Peak	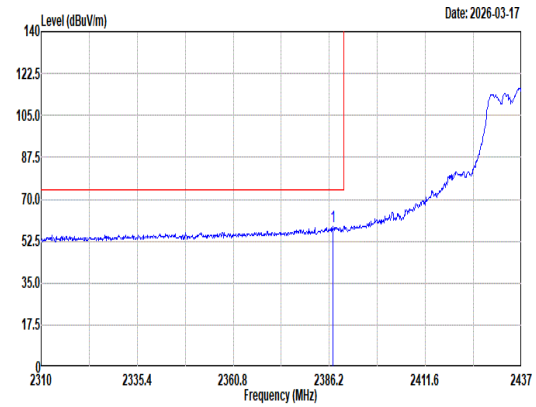 Site : 03CH16-HY Condition: PEAK_BE_74 3m 9120D-02038_250807 VERTICAL : RBW:1000.000kHz VBW:3000.000kHz SWT:Auto Freq Level Limit Line Margin Read Level Ant Factor Cable Loss Preamp Factor Aux Factor APos TPos Remark MHz dBuV/m dBuV/m dB dBuV dB/m dB dB dB cm deg 1 2387.22 58.83 74.00 -15.17 49.46 27.37 8.18 36.10 9.92 167 0 Peak	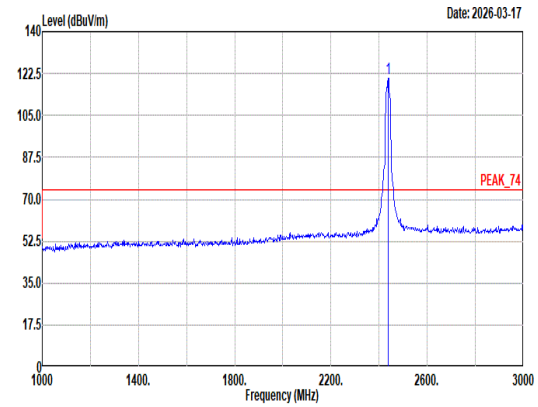 Site : 03CH16-HY Condition: PEAK_74 3m 9120D-02038_250807 VERTICAL : RBW:1000.000kHz VBW:3000.000kHz SWT:Auto Freq Level Limit Line Margin Read Level Ant Factor Cable Loss Preamp Factor Aux Factor APos TPos Remark MHz dBuV/m dBuV/m dB dBuV dB/m dB dB dB cm deg 1 2437.00 120.31 ------ ------ 110.66 27.58 8.25 36.10 9.92 167 0 Peak
Avg	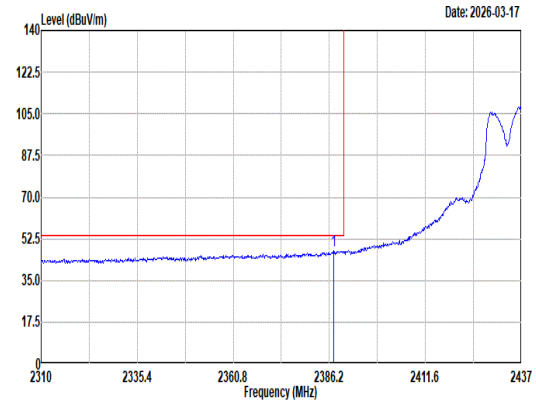 Site : 03CH16-HY Condition: AVG_BE_54 3m 9120D-02038_250807 VERTICAL : RBW:1000.000kHz VBW:3000.000kHz SWT:Auto Freq Level Limit Line Margin Read Level Ant Factor Cable Loss Preamp Factor Aux Factor APos TPos Remark MHz dBuV/m dBuV/m dB dBuV dB/m dB dB dB cm deg 1 2387.34 47.64 54.00 -6.36 38.27 27.37 8.18 36.10 9.92 167 0 Average	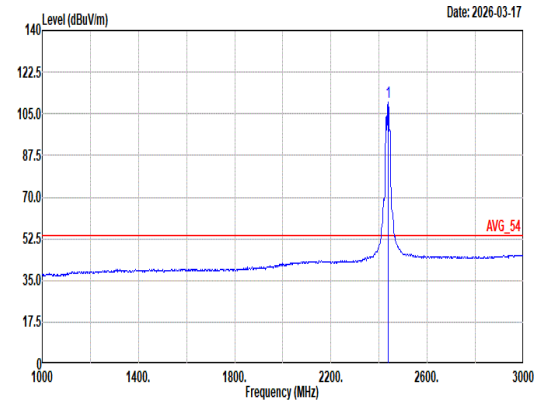 Site : 03CH16-HY Condition: AVG_54 3m 9120D-02038_250807 VERTICAL : RBW:1000.000kHz VBW:3000.000kHz SWT:Auto Freq Level Limit Line Margin Read Level Ant Factor Cable Loss Preamp Factor Aux Factor APos TPos Remark MHz dBuV/m dBuV/m dB dBuV dB/m dB dB dB cm deg 1 2437.00 110.05 ------ ------ 100.40 27.58 8.25 36.10 9.92 167 0 Average

Mode	22	
	Band Edge - R	
	2400-2483.5_802.11n HT20_CH06_Full RU _2437MHz	
ANT	1+2	
Pol.	Vertical	Fundamental
Peak	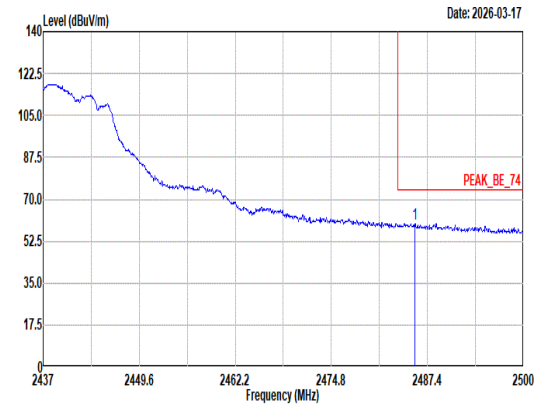 Site : 03CH16-HY Condition: PEAK_BE_74 3m 9120D-02038_250807 VERTICAL : RBW:1000.000kHz VBW:3000.000kHz SWT:Auto Limit Read Ant Cable Preamp Aux APos TPos Freq Level Line Margin Level Factor Loss Factor Factor Remark MHz dBuV/m dBuV/m dB dBuV dB/m dB dB dB cm deg 1 2485.76 59.84 74.00 -14.16 49.86 27.86 8.31 36.11 9.92 167 0 Peak	Blank
Avg	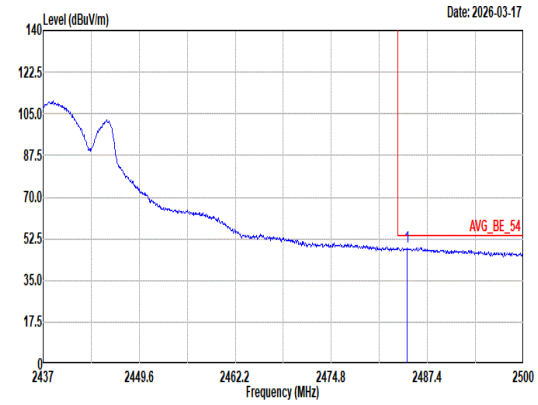 Site : 03CH16-HY Condition: AVG_BE_54 3m 9120D-02038_250807 VERTICAL : RBW:1000.000kHz VBW:3000.000kHz SWT:Auto Limit Read Ant Cable Preamp Aux APos TPos Freq Level Line Margin Level Factor Loss Factor Factor Remark MHz dBuV/m dBuV/m dB dBuV dB/m dB dB dB cm deg 1 2484.75 49.16 54.00 -4.84 39.19 27.85 8.31 36.11 9.92 167 0 Average	Blank

Mode	22	
	Harmonic	
	2400-2483.5_802.11n HT20_CH06_Full RU _2437MHz	
ANT	1+2	
Pol.	Horizontal	Vertical
Peak Avg	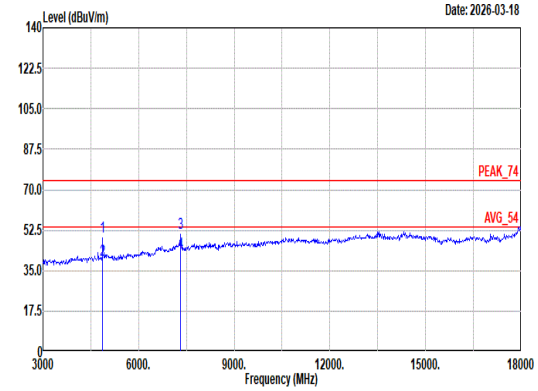 Site : 03CH16-HY Condition: PEAK_74 3m 9120D-02038_250807 HORIZONTAL Freq Level Limit Line Margin Read Level Ant Factor Cable Loss Preamp Factor Aux Factor APos TPos Remark MHz dBuV/m dBuV/m dB dBuV dB/m dB dB dB cm deg 1 4874.00 49.58 74.00 -24.42 71.53 32.60 11.31 66.26 0.40 400 65 Peak 2 4874.00 39.82 54.00 -14.18 61.77 32.60 11.31 66.26 0.40 400 65 Average 3 7311.00 51.16 74.00 -22.84 66.32 36.68 13.61 65.76 0.31 100 317 Peak 4 7311.00 42.58 54.00 -11.42 57.74 36.68 13.61 65.76 0.31 100 317 Average	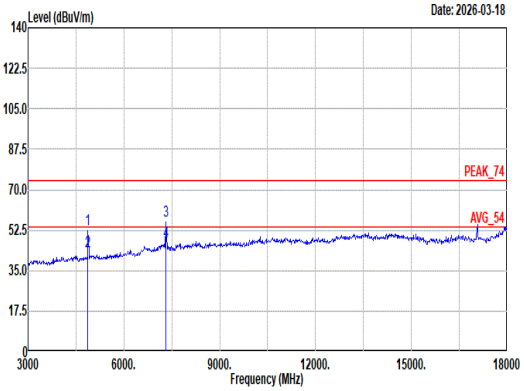 Site : 03CH16-HY Condition: PEAK_74 3m 9120D-02038_250807 VERTICAL Freq Level Limit Line Margin Read Level Ant Factor Cable Loss Preamp Factor Aux Factor APos TPos Remark MHz dBuV/m dBuV/m dB dBuV dB/m dB dB dB cm deg 1 4874.00 52.87 74.00 -21.13 74.82 32.60 11.31 66.26 0.40 304 338 Peak 2 4874.00 43.20 54.00 -10.80 65.15 32.60 11.31 66.26 0.40 304 338 Average 3 7311.00 56.70 74.00 -17.30 71.86 36.68 13.61 65.76 0.31 400 18 Peak 4 7311.00 47.44 54.00 -6.56 62.60 36.68 13.61 65.76 0.31 400 18 Average

Mode	22	
	Harmonic	
	2400-2483.5_802.11n HT20_CH06_Full RU _2437MHz	
ANT	1+2	
Pol.	Horizontal	Vertical
14.47G ~14.5G Avg	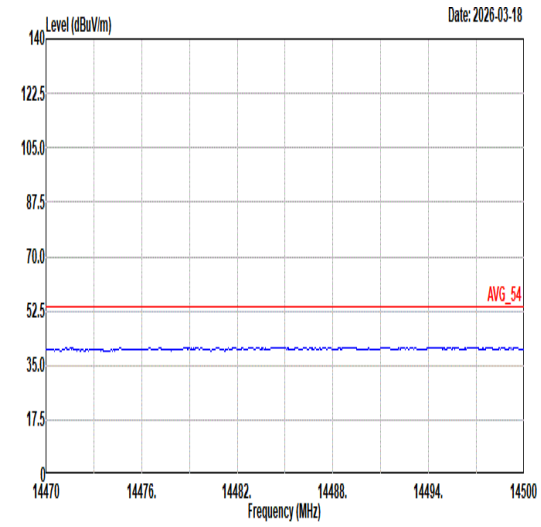 Site : 03CH16-HY Condition: AVG_54 3m 9120D-02038_250807 HORIZONTAL	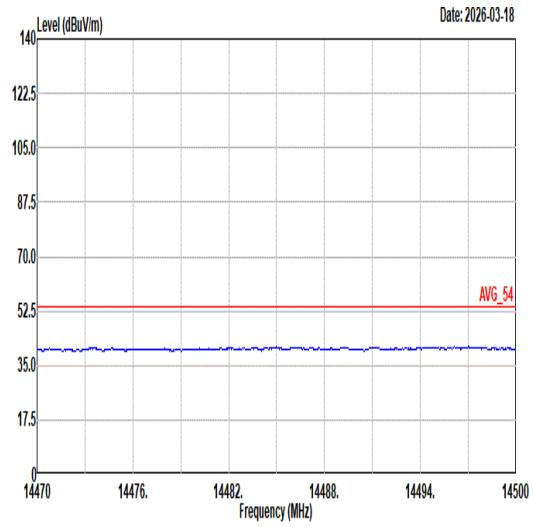 Site : 03CH16-HY Condition: AVG_54 3m 9120D-02038_250807 VERTICAL
17.7G ~18G Avg	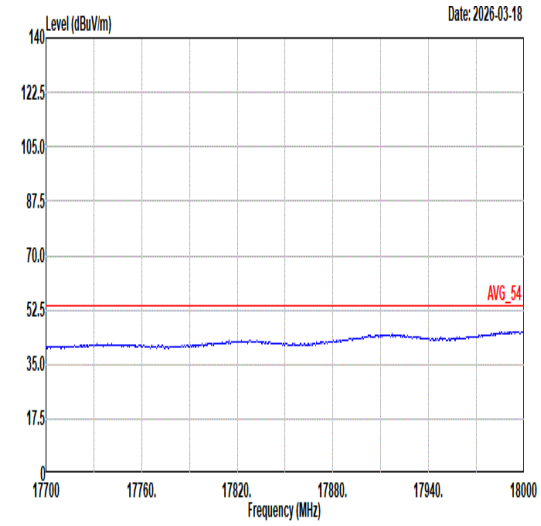 Site : 03CH16-HY Condition: AVG_54 3m 9120D-02038_250807 HORIZONTAL	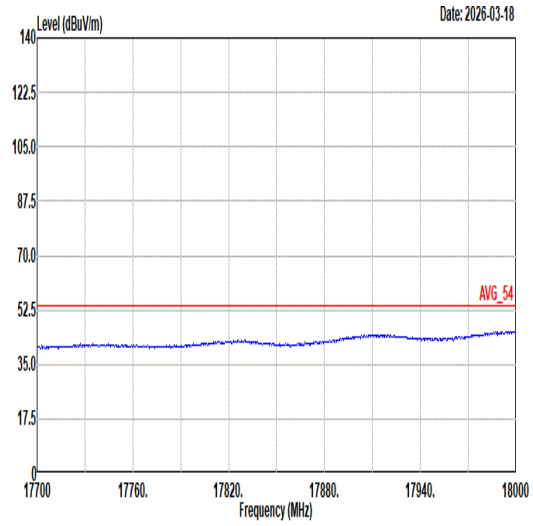 Site : 03CH16-HY Condition: AVG_54 3m 9120D-02038_250807 VERTICAL

Mode	23	
	Band Edge	
	2400-2483.5_802.11n HT20_CH11_Full RU _2462MHz	
ANT	1+2	
Pol.	Horizontal	Fundamental
Peak	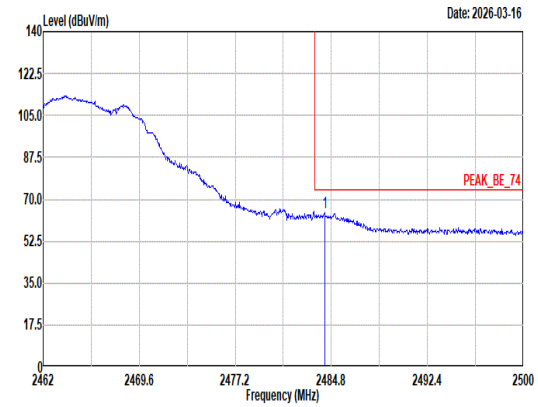 Site : 03CH16-HY Condition: PEAK_BE_74 3m 9120D-02038_250807 HORIZONTAL : RBW:1000.000kHz VBW:3000.000kHz SWT:Auto Freq Level Limit Line Margin Read Level Ant Factor Cable Loss Preamp Factor Aux Factor APos TPos Remark MHz dBuV/m dBuV/m dB dBuV dB/m dB dB dB cm deg 1 2484.27 64.45 74.00 -9.55 54.49 27.84 8.31 36.11 9.92 400 190 Peak	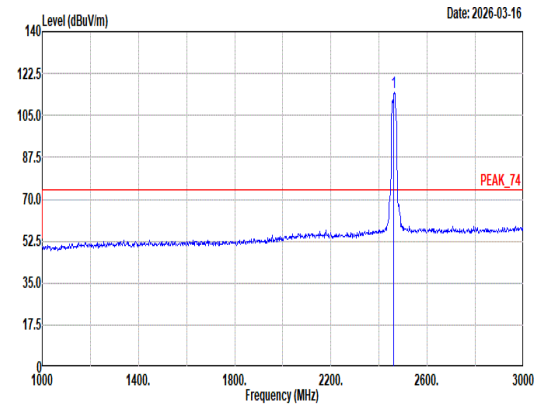 Site : 03CH16-HY Condition: PEAK_74 3m 9120D-02038_250807 HORIZONTAL : RBW:1000.000kHz VBW:3000.000kHz SWT:Auto Freq Level Limit Line Margin Read Level Ant Factor Cable Loss Preamp Factor Aux Factor APos TPos Remark MHz dBuV/m dBuV/m dB dBuV dB/m dB dB dB cm deg 1 2462.00 114.76 ------ ------ 105.09 27.58 8.28 36.11 9.92 400 190 Peak
Avg	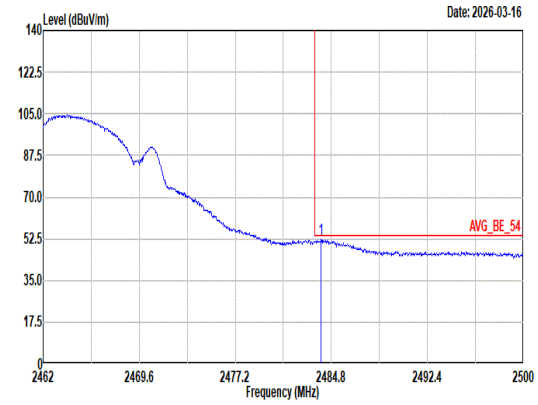 Site : 03CH16-HY Condition: AVG_BE_54 3m 9120D-02038_250807 HORIZONTAL : RBW:1000.000kHz VBW:3000.000kHz SWT:Auto Freq Level Limit Line Margin Read Level Ant Factor Cable Loss Preamp Factor Aux Factor APos TPos Remark MHz dBuV/m dBuV/m dB dBuV dB/m dB dB dB cm deg 1 2484.00 52.56 54.00 -1.44 42.60 27.84 8.31 36.11 9.92 400 190 Average	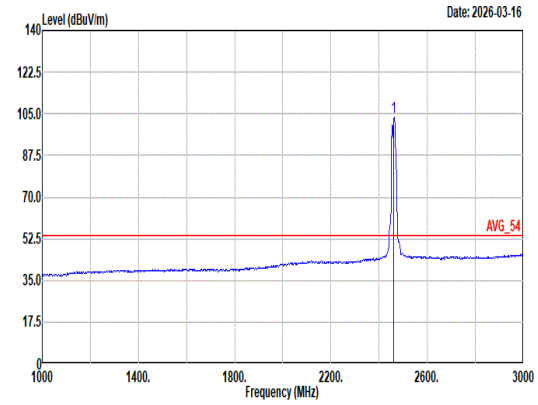 Site : 03CH16-HY Condition: AVG_54 3m 9120D-02038_250807 HORIZONTAL : RBW:1000.000kHz VBW:3000.000kHz SWT:Auto Freq Level Limit Line Margin Read Level Ant Factor Cable Loss Preamp Factor Aux Factor APos TPos Remark MHz dBuV/m dBuV/m dB dBuV dB/m dB dB dB cm deg 1 2462.00 103.73 ------ ------ 94.06 27.58 8.28 36.11 9.92 400 190 Average

Mode	23	
	Band Edge	
	2400-2483.5_802.11n HT20_CH11_Full RU _2462MHz	
ANT	1+2	
Pol.	Vertical	Fundamental
Peak	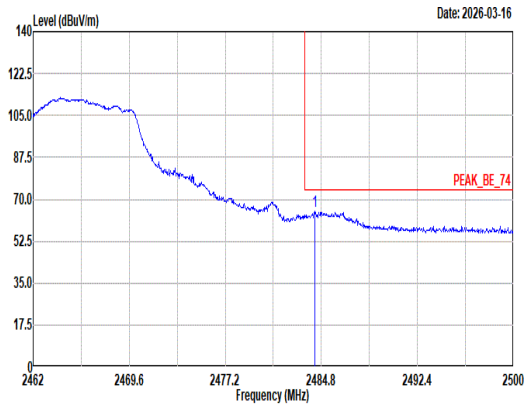 Site : 03CH16-HY Condition: PEAK_BE_74 3m 9120D-02038_250807 VERTICAL : RBW:1000.000kHz VBW:3000.000kHz SWT:Auto Freq Level Limit Line Margin Read Level Ant Factor Cable Loss Preamp Factor Aux Factor APos TPos Remark MHz dBuV/m dBuV/m dB dBuV dB/m dB dB dB cm deg 1 2484.31 64.99 74.00 -9.01 55.03 27.84 8.31 36.11 9.92 300 163 Peak	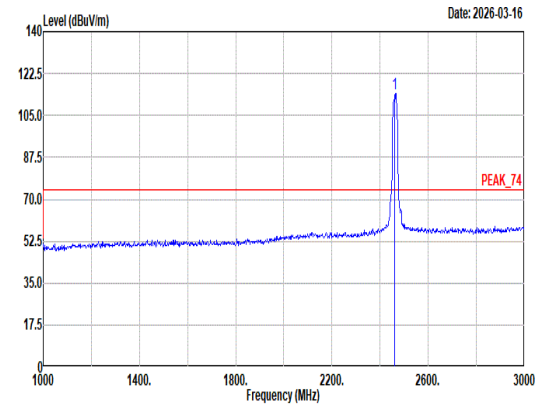 Site : 03CH16-HY Condition: PEAK_74 3m 9120D-02038_250807 VERTICAL : RBW:1000.000kHz VBW:3000.000kHz SWT:Auto Freq Level Limit Line Margin Read Level Ant Factor Cable Loss Preamp Factor Aux Factor APos TPos Remark MHz dBuV/m dBuV/m dB dBuV dB/m dB dB dB cm deg 1 2462.00 114.20 ------ ------ 104.48 27.62 8.29 36.11 9.92 300 163 Peak
Avg	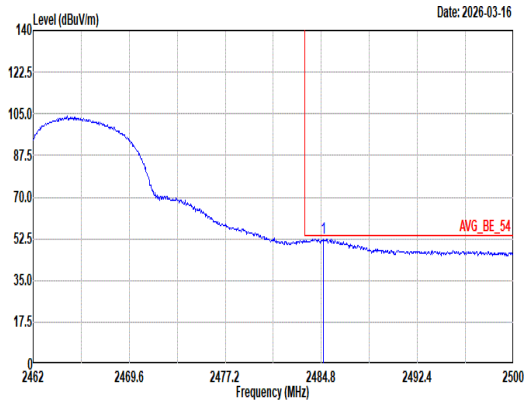 Site : 03CH16-HY Condition: AVG_BE_54 3m 9120D-02038_250807 VERTICAL : RBW:1000.000kHz VBW:3000.000kHz SWT:Auto Freq Level Limit Line Margin Read Level Ant Factor Cable Loss Preamp Factor Aux Factor APos TPos Remark MHz dBuV/m dBuV/m dB dBuV dB/m dB dB dB cm deg 1 2484.95 52.68 54.00 -1.32 42.71 27.85 8.31 36.11 9.92 300 163 Average	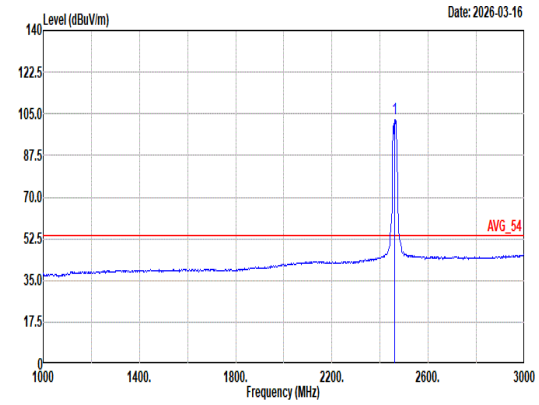 Site : 03CH16-HY Condition: AVG_54 3m 9120D-02038_250807 VERTICAL : RBW:1000.000kHz VBW:3000.000kHz SWT:Auto Freq Level Limit Line Margin Read Level Ant Factor Cable Loss Preamp Factor Aux Factor APos TPos Remark MHz dBuV/m dBuV/m dB dBuV dB/m dB dB dB cm deg 1 2462.00 102.91 ------ ------ 93.24 27.58 8.28 36.11 9.92 300 163 Average

Mode	23	
	Harmonic	
	2400-2483.5_802.11n HT20_CH11_Full RU _2462MHz	
ANT	1+2	
Pol.	Horizontal	Vertical
Peak Avg	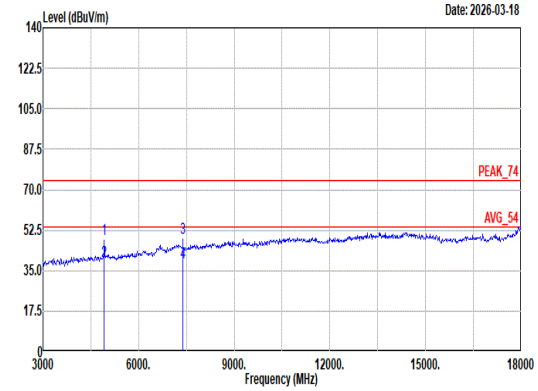 Site : 03CH16-HY Condition: PEAK_74 3m 9120D-02038_250807 HORIZONTAL Freq Level Limit Line Margin Read Level Ant Factor Cable Loss Preamp Factor Aux Factor APos TPos Remark MHz dBuV/m dBuV/m dB dBuV dB/m dB dB dB cm deg 1 4924.00 48.77 74.00 -25.23 70.45 32.79 11.31 66.19 0.41 305 29 Peak 2 4924.00 39.30 54.00 -14.70 60.98 32.79 11.31 66.19 0.41 305 29 Average 3 7386.00 49.39 74.00 -24.61 64.74 36.38 13.68 65.79 0.38 106 320 Peak 4 7386.00 38.58 54.00 -15.42 53.93 36.38 13.68 65.79 0.38 106 320 Average	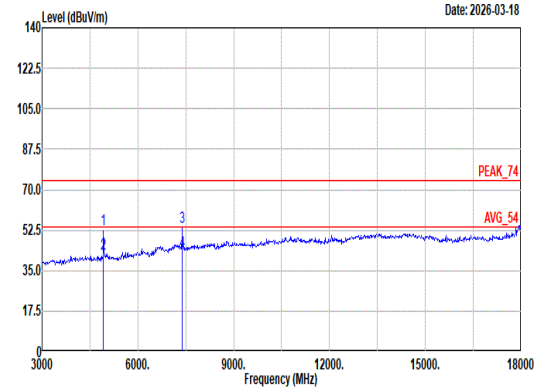 Site : 03CH16-HY Condition: PEAK_74 3m 9120D-02038_250807 VERTICAL Freq Level Limit Line Margin Read Level Ant Factor Cable Loss Preamp Factor Aux Factor APos TPos Remark MHz dBuV/m dBuV/m dB dBuV dB/m dB dB dB cm deg 1 4924.00 52.58 74.00 -21.42 74.26 32.79 11.31 66.19 0.41 310 337 Peak 2 4924.00 42.31 54.00 -11.69 63.99 32.79 11.31 66.19 0.41 310 337 Average 3 7386.00 53.84 74.00 -20.16 69.19 36.38 13.68 65.79 0.38 261 28 Peak 4 7386.00 43.46 54.00 -10.54 58.81 36.38 13.68 65.79 0.38 261 28 Average

Mode	23	
	Harmonic	
	2400-2483.5_802.11n HT20_CH11_Full RU _2462MHz	
ANT	1+2	
Pol.	Horizontal	Vertical
14.47G ~14.5G Avg	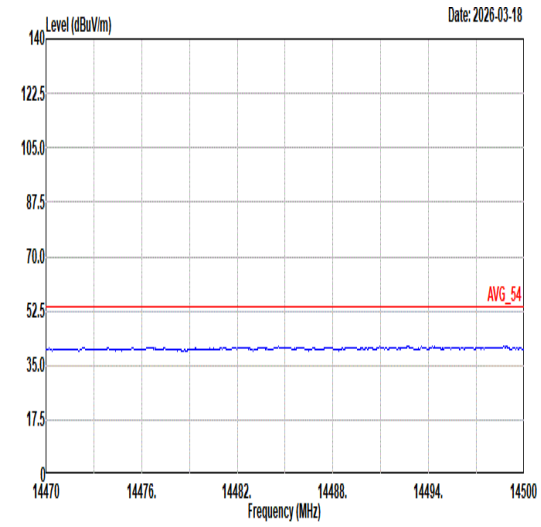 Site : 03CH16-HY Condition: AVG_54 3m 9120D-02038_250807 HORIZONTAL	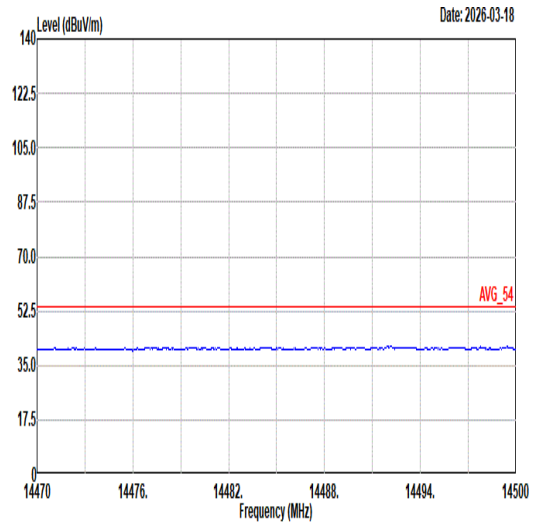 Site : 03CH16-HY Condition: AVG_54 3m 9120D-02038_250807 VERTICAL
17.7G ~18G Avg	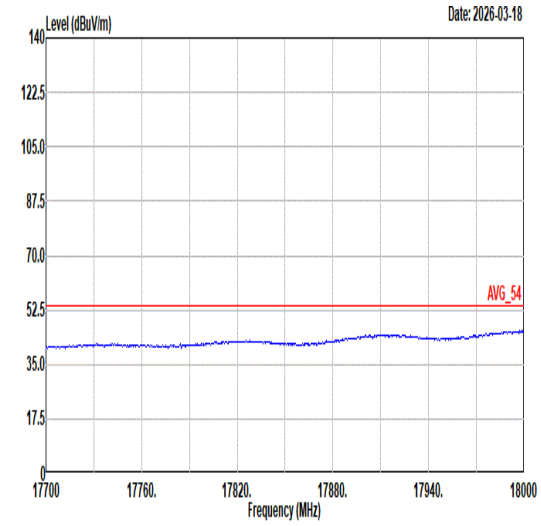 Site : 03CH16-HY Condition: AVG_54 3m 9120D-02038_250807 HORIZONTAL	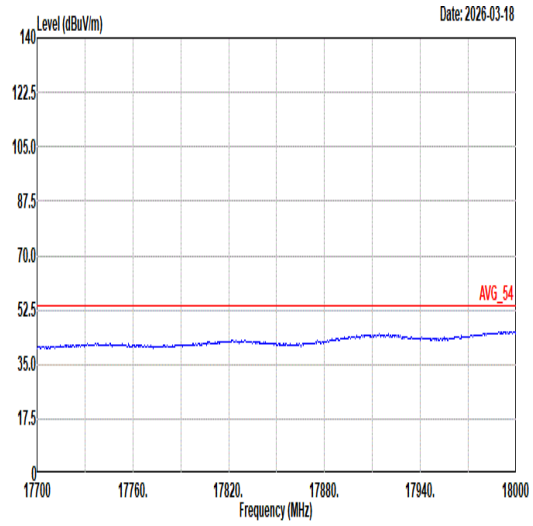 Site : 03CH16-HY Condition: AVG_54 3m 9120D-02038_250807 VERTICAL

Mode	24	
	Band Edge - L	
	2400-2483.5_802.11n HT40_CH03_Full RU _2422MHz	
ANT	1+2	
Pol.	Horizontal	Fundamental
Peak	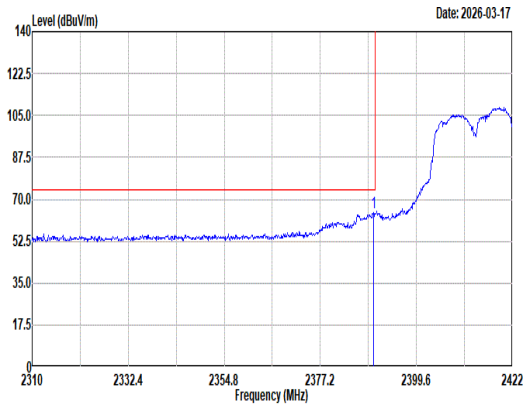 Site : 03CH16-HY Condition: PEAK_BE_74 3m 9120D-02038_250807 HORIZONTAL : RBW:1000.000kHz VBW:3000.000kHz SWT:Auto Freq Level Limit Line Margin Read Level Ant Factor Cable Loss Preamp Factor Aux Factor APos TPos Remark MHz dBuV/m dBuV/m dB dBuV dB/m dB dB dB cm deg 1 2389.63 64.21 74.00 -9.79 54.80 27.40 8.19 36.10 9.92 375 186 Peak	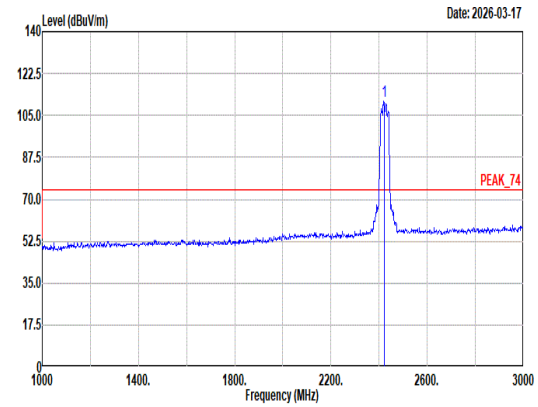 Site : 03CH16-HY Condition: PEAK_74 3m 9120D-02038_250807 HORIZONTAL : RBW:1000.000kHz VBW:3000.000kHz SWT:Auto Freq Level Limit Line Margin Read Level Ant Factor Cable Loss Preamp Factor Aux Factor APos TPos Remark MHz dBuV/m dBuV/m dB dBuV dB/m dB dB dB cm deg 1 2422.00 110.73 ------ ------ 101.29 27.40 8.22 36.10 9.92 375 186 Peak
Avg	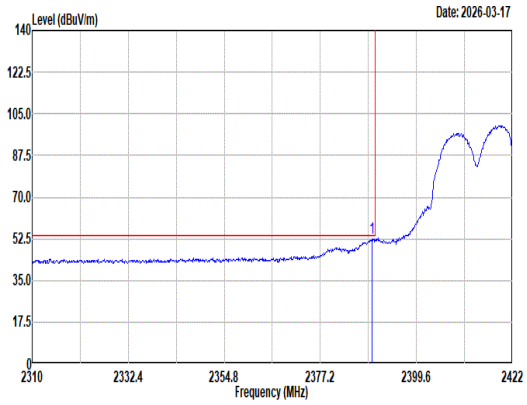 Site : 03CH16-HY Condition: AVG_BE_54 3m 9120D-02038_250807 HORIZONTAL : RBW:1000.000kHz VBW:3000.000kHz SWT:Auto Freq Level Limit Line Margin Read Level Ant Factor Cable Loss Preamp Factor Aux Factor APos TPos Remark MHz dBuV/m dBuV/m dB dBuV dB/m dB dB dB cm deg 1 2389.18 52.77 54.00 -1.23 43.37 27.39 8.19 36.10 9.92 375 186 Average	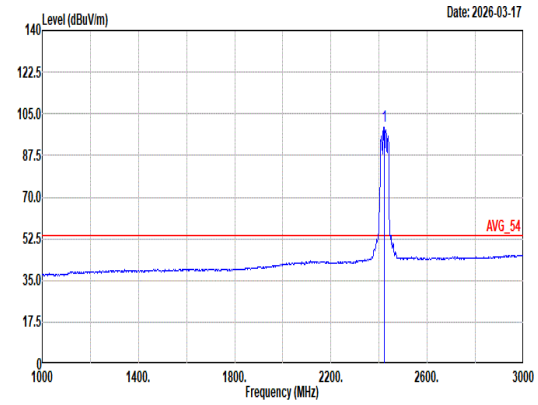 Site : 03CH16-HY Condition: AVG_54 3m 9120D-02038_250807 HORIZONTAL : RBW:1000.000kHz VBW:3000.000kHz SWT:Auto Freq Level Limit Line Margin Read Level Ant Factor Cable Loss Preamp Factor Aux Factor APos TPos Remark MHz dBuV/m dBuV/m dB dBuV dB/m dB dB dB cm deg 1 2422.00 99.68 ------ ------ 90.24 27.40 8.22 36.10 9.92 375 186 Average

Mode	24	
	Band Edge - R	
	2400-2483.5_802.11n HT40_CH03_Full RU _2422MHz	
ANT	1+2	
Pol.	Horizontal	Fundamental
Peak	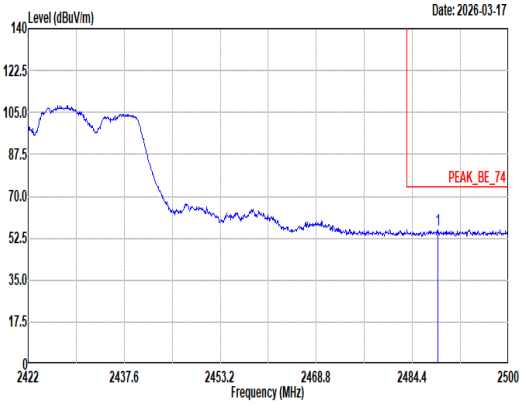 Site : 03CH16-HY Condition: PEAK_BE_74 3m 9120D-02038_250807 HORIZONTAL : RBW:1000.000kHz VBW:3000.000kHz SWT:Auto Freq Level Limit Line Margin Read Level Ant Factor Cable Loss Preamp Factor Aux Factor APos TPos Remark MHz dBuV/m dBuV/m dB dBuV dB/m dB dB dB cm deg 1 2488.53 55.91 74.00 -18.09 45.89 27.89 8.32 36.11 9.92 375 186 Peak	Blank
Avg	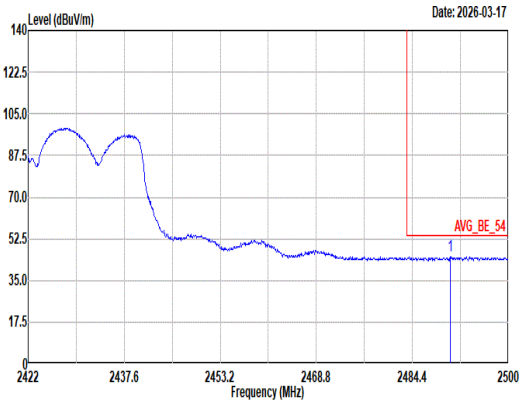 Site : 03CH16-HY Condition: AVG_BE_54 3m 9120D-02038_250807 HORIZONTAL : RBW:1000.000kHz VBW:3000.000kHz SWT:Auto Freq Level Limit Line Margin Read Level Ant Factor Cable Loss Preamp Factor Aux Factor APos TPos Remark MHz dBuV/m dBuV/m dB dBuV dB/m dB dB dB cm deg 1 2490.56 45.45 54.00 -8.55 35.42 27.90 8.32 36.11 9.92 375 186 Average	Blank

Mode	24	
	Band Edge - L	
	2400-2483.5_802.11n HT40_CH03_Full RU _2422MHz	
ANT	1+2	
Pol.	Vertical	Fundamental
Peak	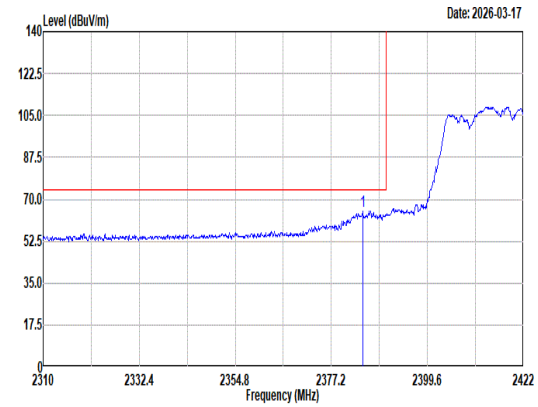 Site : 03CH16-HY Condition: PEAK_BE_74 3m 9120D-02038_250807 VERTICAL : RBW:1000.000kHz VBW:3000.000kHz SWT:Auto Freq Level Limit Line Margin Read Level Ant Factor Cable Loss Preamp Factor Aux Factor APos TPos Remark MHz dBuV/m dBuV/m dB dBuV dB/m dB dB dB cm deg 1 2384.48 64.93 74.00 -9.07 55.59 27.34 8.18 36.10 9.92 268 0 Peak	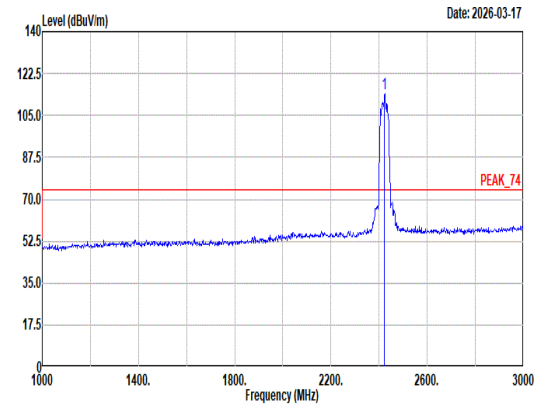 Site : 03CH16-HY Condition: PEAK_74 3m 9120D-02038_250807 VERTICAL : RBW:1000.000kHz VBW:3000.000kHz SWT:Auto Freq Level Limit Line Margin Read Level Ant Factor Cable Loss Preamp Factor Aux Factor APos TPos Remark MHz dBuV/m dBuV/m dB dBuV dB/m dB dB dB cm deg 1 2422.00 113.89 ------ ------ 104.40 27.44 8.23 36.10 9.92 268 0 Peak
Avg	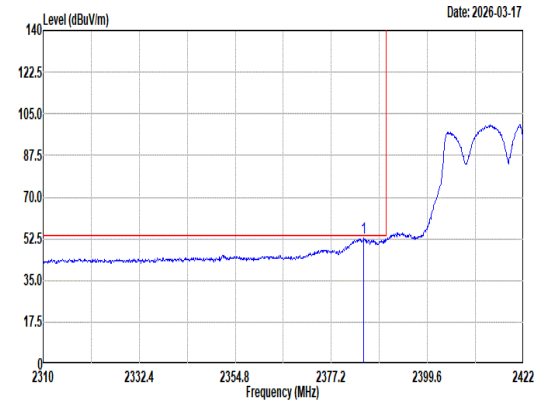 Site : 03CH16-HY Condition: AVG_BE_54 3m 9120D-02038_250807 VERTICAL : RBW:1000.000kHz VBW:3000.000kHz SWT:Auto Freq Level Limit Line Margin Read Level Ant Factor Cable Loss Preamp Factor Aux Factor APos TPos Remark MHz dBuV/m dBuV/m dB dBuV dB/m dB dB dB cm deg 1 2384.82 53.02 54.00 -0.98 43.67 27.35 8.18 36.10 9.92 268 0 Average	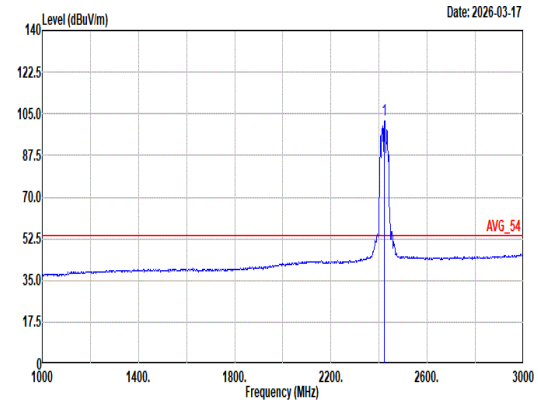 Site : 03CH16-HY Condition: AVG_54 3m 9120D-02038_250807 VERTICAL : RBW:1000.000kHz VBW:3000.000kHz SWT:Auto Freq Level Limit Line Margin Read Level Ant Factor Cable Loss Preamp Factor Aux Factor APos TPos Remark MHz dBuV/m dBuV/m dB dBuV dB/m dB dB dB cm deg 1 2422.00 102.54 ------ ------ 93.05 27.44 8.23 36.10 9.92 268 0 Average

Mode	24	
	Band Edge - R	
	2400-2483.5_802.11n HT40_CH03_Full RU _2422MHz	
ANT	1+2	
Pol.	Vertical	Fundamental
Peak	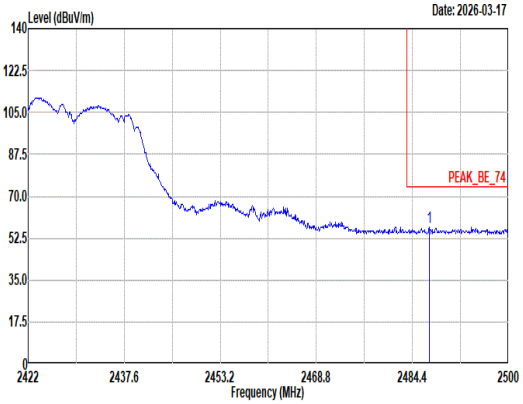 Site : 03CH16-HY Condition: PEAK_BE_74 3m 9120D-02038_250807 VERTICAL : RBW:1000.000kHz VBW:3000.000kHz SWT:Auto Limit Read Ant Cable Preamp Aux APos TPos Freq Level Line Margin Level Factor Loss Factor Factor Remark MHz dBuV/m dBuV/m dB dBuV dB/m dB dB dB cm deg 1 2487.21 57.21 74.00 -16.79 47.22 27.87 8.31 36.11 9.92 268 0 Peak	Blank
Avg	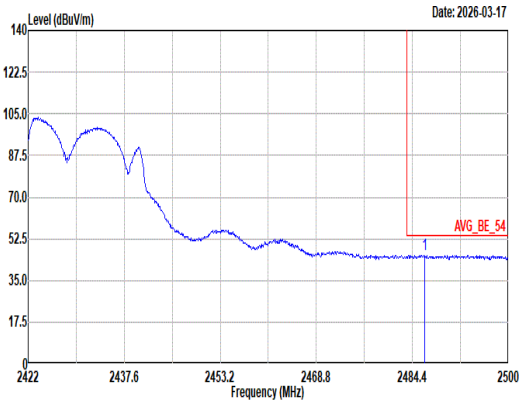 Site : 03CH16-HY Condition: AVG_BE_54 3m 9120D-02038_250807 VERTICAL : RBW:1000.000kHz VBW:3000.000kHz SWT:Auto Limit Read Ant Cable Preamp Aux APos TPos Freq Level Line Margin Level Factor Loss Factor Factor Remark MHz dBuV/m dBuV/m dB dBuV dB/m dB dB dB cm deg 1 2486.43 46.00 54.00 -8.00 36.02 27.86 8.31 36.11 9.92 268 0 Average	Blank

Mode	24	
	Harmonic	
	2400-2483.5_802.11n HT40_CH03_Full RU _2422MHz	
ANT	1+2	
Pol.	Horizontal	Vertical
Peak Avg	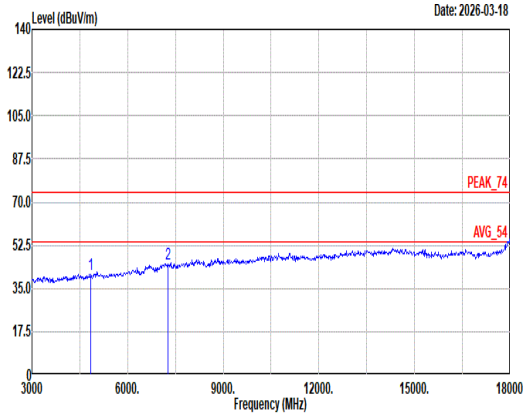 Site : 03CH16-HY Condition: PEAK_74 3m 9120D-02038_250807 HORIZONTAL Freq Level Limit Line Margin Read Level Ant Factor Cable Loss Preamp Factor Aux Factor APos TPos Remark MHz dBuV/m dBuV/m dB dBuV dB/m dB dB dB cm deg 1 4844.00 40.67 74.00 -33.33 62.69 32.56 11.32 66.30 0.40 -- -- Peak 2 7266.00 44.97 74.00 -29.03 60.19 36.70 13.56 65.74 0.26 -- -- Peak	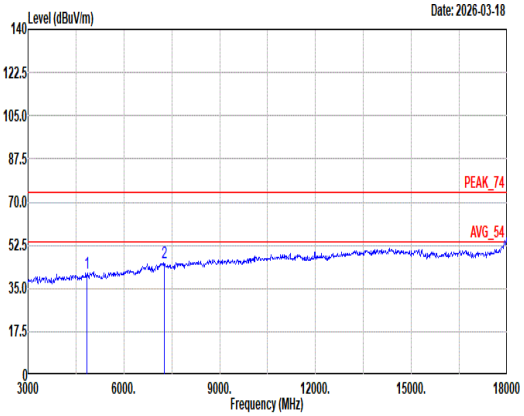 Site : 03CH16-HY Condition: PEAK_74 3m 9120D-02038_250807 VERTICAL Freq Level Limit Line Margin Read Level Ant Factor Cable Loss Preamp Factor Aux Factor APos TPos Remark MHz dBuV/m dBuV/m dB dBuV dB/m dB dB dB cm deg 1 4844.00 41.26 74.00 -32.74 63.28 32.56 11.32 66.30 0.40 -- -- Peak 2 7266.00 45.23 74.00 -28.77 60.45 36.70 13.56 65.74 0.26 -- -- Peak

Mode	24	
	Harmonic	
	2400-2483.5_802.11n HT40_CH03_Full RU _2422MHz	
ANT	1+2	
Pol.	Horizontal	Vertical
14.47G ~14.5G Avg	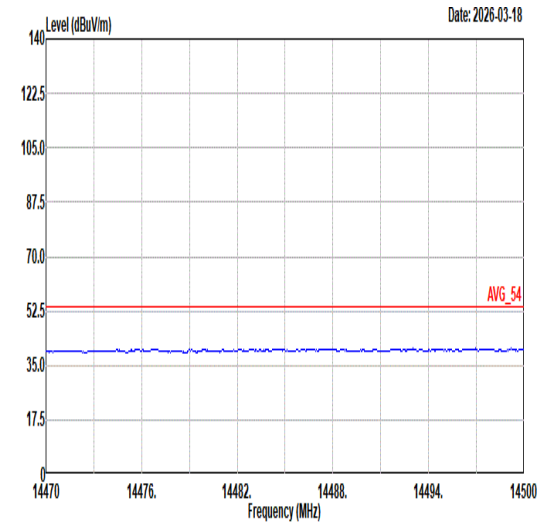 Site : 03CH16-HY Condition: AVG_54 3m 9120D-02038_250807 HORIZONTAL	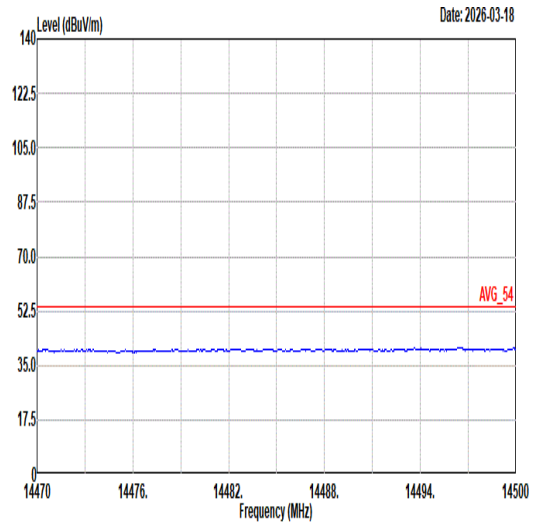 Site : 03CH16-HY Condition: AVG_54 3m 9120D-02038_250807 VERTICAL
17.7G ~18G Avg	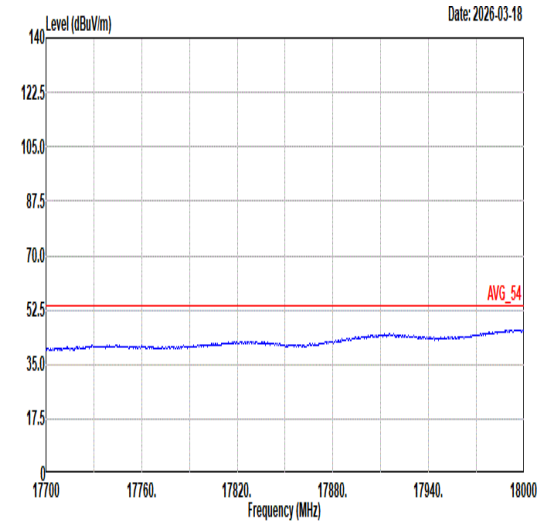 Site : 03CH16-HY Condition: AVG_54 3m 9120D-02038_250807 HORIZONTAL	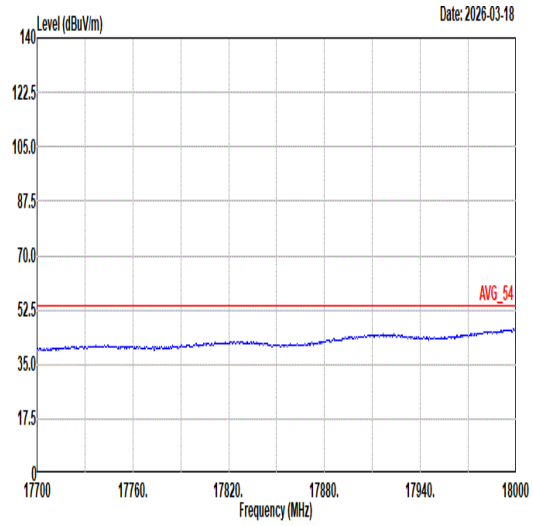 Site : 03CH16-HY Condition: AVG_54 3m 9120D-02038_250807 VERTICAL

Mode	25	
	Band Edge - L	
	2400-2483.5_802.11n HT40_CH06_Full RU _2437MHz	
ANT	1+2	
Pol.	Horizontal	Fundamental
Peak	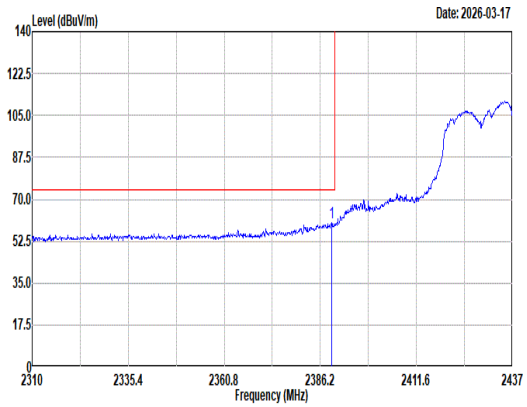 Site : 03CH16-HY Condition: PEAK_BE_74 3m 9120D-02038_250807 HORIZONTAL : RBW:1000.000kHz VBW:3000.000kHz SWT:Auto Freq Level Limit Line Margin Read Level Ant Factor Cable Loss Preamp Factor Aux Factor APos TPos Remark MHz dBuV/m dBuV/m dB dBuV dB/m dB dB dB cm deg 1 2389.12 59.98 74.00 -14.02 50.58 27.39 8.19 36.10 9.92 125 28 Peak	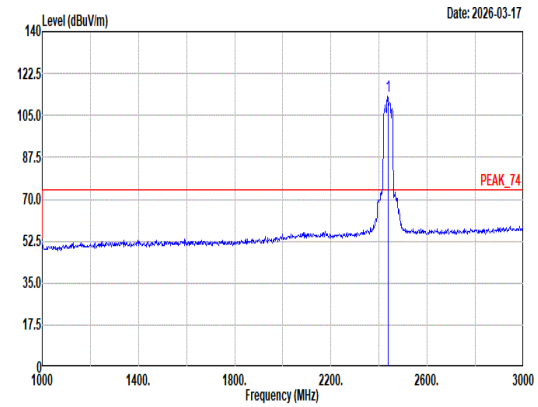 Site : 03CH16-HY Condition: PEAK_74 3m 9120D-02038_250807 HORIZONTAL : RBW:1000.000kHz VBW:3000.000kHz SWT:Auto Freq Level Limit Line Margin Read Level Ant Factor Cable Loss Preamp Factor Aux Factor APos TPos Remark MHz dBuV/m dBuV/m dB dBuV dB/m dB dB dB cm deg 1 2437.00 113.04 ------ ------ 103.44 27.54 8.24 36.10 9.92 125 28 Peak
Avg	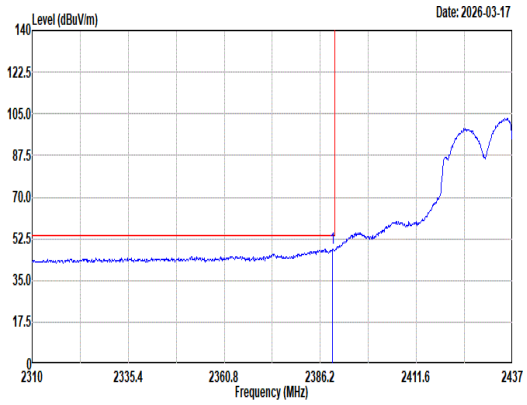 Site : 03CH16-HY Condition: AVG_BE_54 3m 9120D-02038_250807 HORIZONTAL : RBW:1000.000kHz VBW:3000.000kHz SWT:Auto Freq Level Limit Line Margin Read Level Ant Factor Cable Loss Preamp Factor Aux Factor APos TPos Remark MHz dBuV/m dBuV/m dB dBuV dB/m dB dB dB cm deg 1 2389.50 48.60 54.00 -5.40 39.19 27.40 8.19 36.10 9.92 125 28 Average	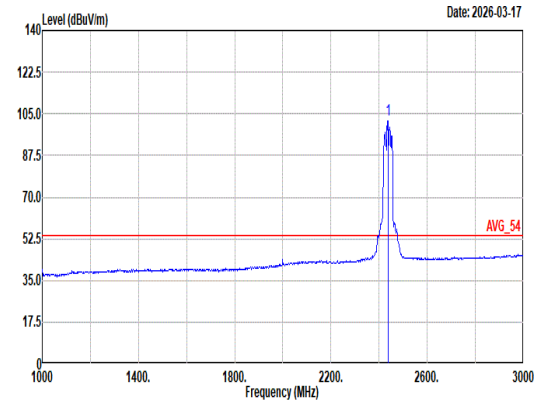 Site : 03CH16-HY Condition: AVG_54 3m 9120D-02038_250807 HORIZONTAL : RBW:1000.000kHz VBW:3000.000kHz SWT:Auto Freq Level Limit Line Margin Read Level Ant Factor Cable Loss Preamp Factor Aux Factor APos TPos Remark MHz dBuV/m dBuV/m dB dBuV dB/m dB dB dB cm deg 1 2437.00 102.36 ------ ------ 92.76 27.54 8.24 36.10 9.92 125 28 Average

Mode	25	
	Band Edge - R	
	2400-2483.5_802.11n HT40_CH06_Full RU _2437MHz	
ANT	1+2	
Pol.	Horizontal	Fundamental
Peak	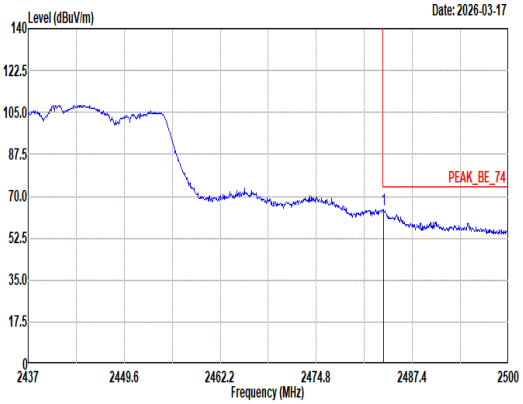 Site : 03CH16-HY Condition: PEAK_BE_74 3m 9120D-02038_250807 HORIZONTAL : RBW:1000.000kHz VBW:3000.000kHz SWT:Auto Freq Level Limit Line Margin Read Level Ant Factor Cable Loss Preamp Factor Aux Factor APos TPos Remark MHz dBuV/m dBuV/m dB dBuV dB/m dB dB dB cm deg 1 2483.62 64.60 74.00 -9.40 54.64 27.84 8.31 36.11 9.92 125 28 Peak	Blank
Avg	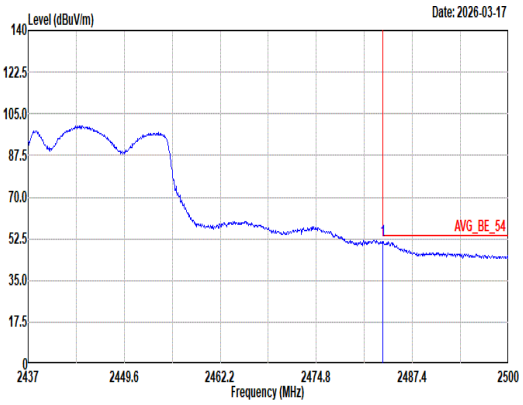 Site : 03CH16-HY Condition: AVG_BE_54 3m 9120D-02038_250807 HORIZONTAL : RBW:1000.000kHz VBW:3000.000kHz SWT:Auto Freq Level Limit Line Margin Read Level Ant Factor Cable Loss Preamp Factor Aux Factor APos TPos Remark MHz dBuV/m dBuV/m dB dBuV dB/m dB dB dB cm deg 1 2483.56 51.76 54.00 -2.24 41.80 27.84 8.31 36.11 9.92 125 28 Average	Blank

Mode	25	
	Band Edge - L	
	2400-2483.5_802.11n HT40_CH06_Full RU _2437MHz	
ANT	1+2	
Pol.	Vertical	Fundamental
Peak	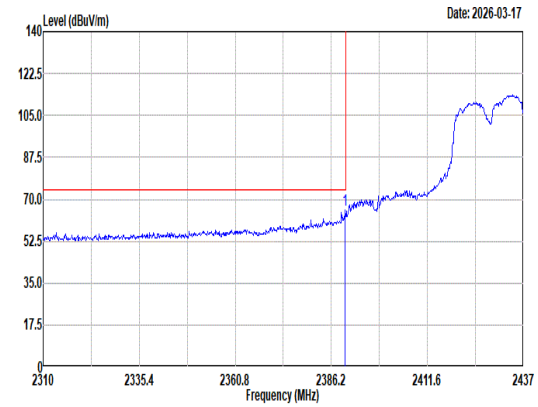 Site : 03CH16-HY Condition: PEAK_BE_74 3m 9120D-02038_250807 VERTICAL : RBW:1000.000kHz VBW:3000.000kHz SWT:Auto Freq Level Limit Line Margin Read Level Ant Factor Cable Loss Preamp Factor Aux Factor APos TPos Remark MHz dBuV/m dBuV/m dB dBuV dB/m dB dB dB cm deg 1 2389.88 65.53 74.00 -8.47 56.12 27.40 8.19 36.10 9.92 258 0 Peak	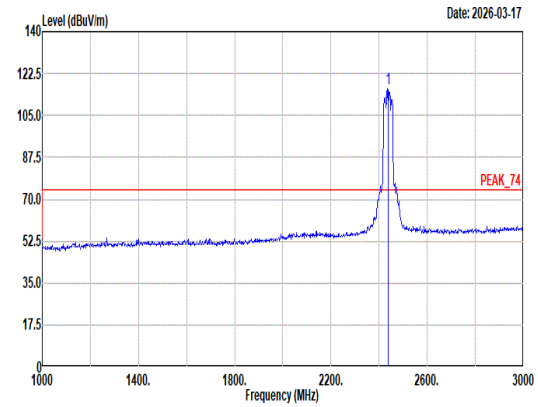 Site : 03CH16-HY Condition: PEAK_74 3m 9120D-02038_250807 VERTICAL : RBW:1000.000kHz VBW:3000.000kHz SWT:Auto Freq Level Limit Line Margin Read Level Ant Factor Cable Loss Preamp Factor Aux Factor APos TPos Remark MHz dBuV/m dBuV/m dB dBuV dB/m dB dB dB cm deg 1 2437.00 116.34 ------ ------ 106.74 27.54 8.24 36.10 9.92 258 0 Peak
Avg	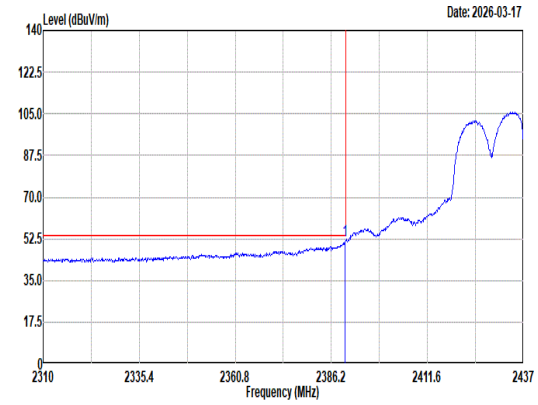 Site : 03CH16-HY Condition: AVG_BE_54 3m 9120D-02038_250807 VERTICAL : RBW:1000.000kHz VBW:3000.000kHz SWT:Auto Freq Level Limit Line Margin Read Level Ant Factor Cable Loss Preamp Factor Aux Factor APos TPos Remark MHz dBuV/m dBuV/m dB dBuV dB/m dB dB dB cm deg 1 2389.88 51.60 54.00 -2.40 42.19 27.40 8.19 36.10 9.92 258 0 Average	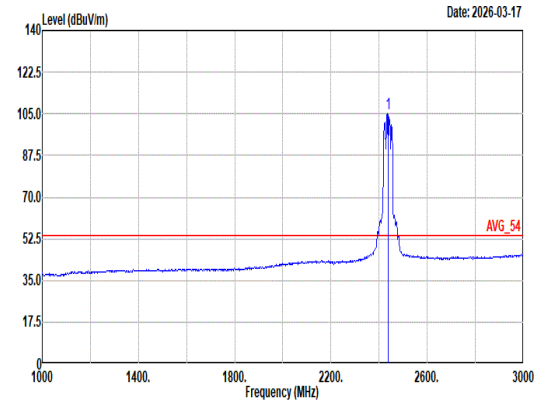 Site : 03CH16-HY Condition: AVG_54 3m 9120D-02038_250807 VERTICAL : RBW:1000.000kHz VBW:3000.000kHz SWT:Auto Freq Level Limit Line Margin Read Level Ant Factor Cable Loss Preamp Factor Aux Factor APos TPos Remark MHz dBuV/m dBuV/m dB dBuV dB/m dB dB dB cm deg 1 2437.00 105.34 ------ ------ 95.74 27.54 8.24 36.10 9.92 258 0 Average

Mode	25	
	Band Edge - R	
	2400-2483.5_802.11n HT40_CH06_Full RU _2437MHz	
ANT	1+2	
Pol.	Vertical	Fundamental
Peak	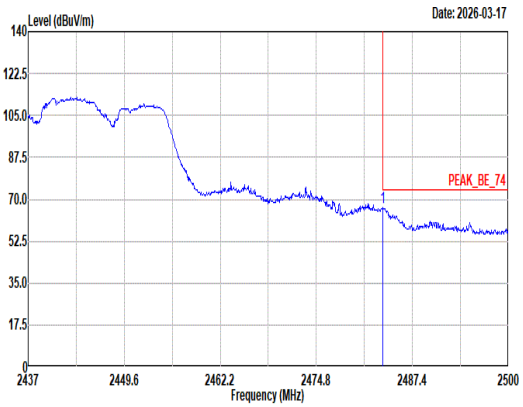 Site : 03CH16-HY Condition: PEAK_BE_74 3m 9120D-02038_250807 VERTICAL : RBW:1000.000kHz VBW:3000.000kHz SWT:Auto Limit Read Ant Cable Preamp Aux APos TPos Freq Level Line Margin Level Factor Loss Factor Factor Remark MHz dBuV/m dBuV/m dB dBuV dB/m dB dB dB cm deg 1 2483.56 66.49 74.00 -7.51 56.53 27.84 8.31 36.11 9.92 258 0 Peak	Blank
Avg	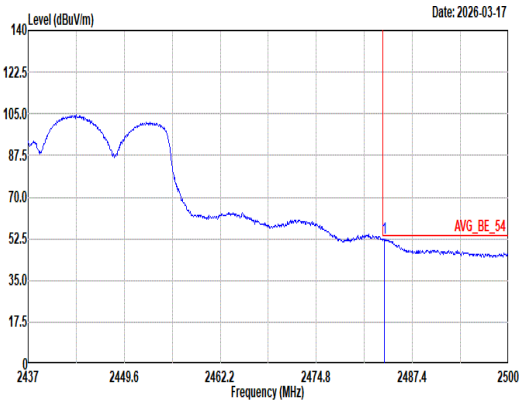 Site : 03CH16-HY Condition: AVG_BE_54 3m 9120D-02038_250807 VERTICAL : RBW:1000.000kHz VBW:3000.000kHz SWT:Auto Limit Read Ant Cable Preamp Aux APos TPos Freq Level Line Margin Level Factor Loss Factor Factor Remark MHz dBuV/m dBuV/m dB dBuV dB/m dB dB dB cm deg 1 2483.75 52.91 54.00 -1.09 42.95 27.84 8.31 36.11 9.92 258 0 Average	Blank

Mode	25	
	Harmonic	
	2400-2483.5_802.11n HT40_CH06_Full RU _2437MHz	
ANT	1+2	
Pol.	Horizontal	Vertical
Peak Avg	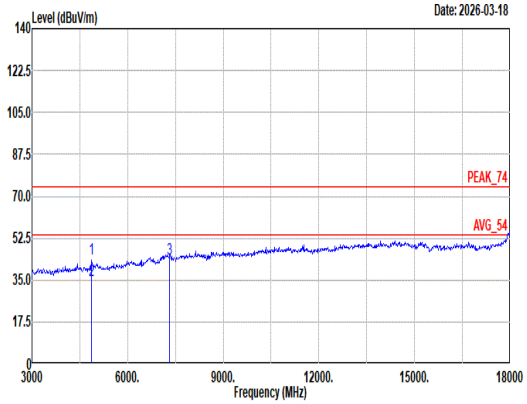 Site : 03CH16-HY Condition: PEAK_74 3m 9120D-02038_250807 HORIZONTAL Freq Level Limit Line Margin Read Level Ant Factor Cable Loss Preamp Factor Aux Factor APos TPos Remark MHz dBuV/m dBuV/m dB dBuV dB/m dB dB dB cm deg 1 4874.00 43.95 74.00 -30.05 65.90 32.60 11.31 66.26 0.40 400 53 Peak 2 4874.00 34.90 54.00 -19.10 56.85 32.60 11.31 66.26 0.40 400 53 Average 3 7311.00 43.97 74.00 -30.03 59.13 36.68 13.61 65.76 0.31 -- -- Peak	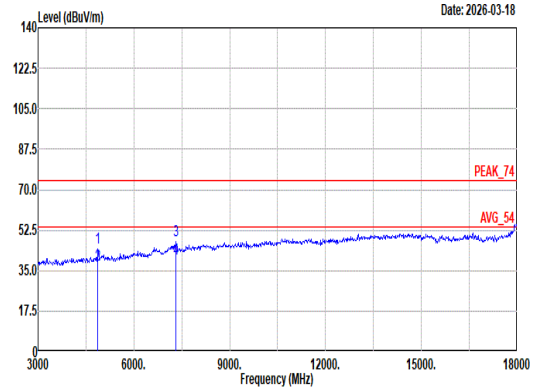 Site : 03CH16-HY Condition: PEAK_74 3m 9120D-02038_250807 VERTICAL Freq Level Limit Line Margin Read Level Ant Factor Cable Loss Preamp Factor Aux Factor APos TPos Remark MHz dBuV/m dBuV/m dB dBuV dB/m dB dB dB cm deg 1 4874.00 45.14 74.00 -28.86 67.09 32.60 11.31 66.26 0.40 300 335 Peak 2 4874.00 37.36 54.00 -16.64 59.31 32.60 11.31 66.26 0.40 300 335 Average 3 7311.00 48.14 74.00 -25.86 63.30 36.68 13.61 65.76 0.31 400 32 Peak 4 7311.00 40.18 54.00 -13.82 55.34 36.68 13.61 65.76 0.31 400 32 Average

Mode	25	
	Harmonic	
	2400-2483.5_802.11n HT40_CH06_Full RU _2437MHz	
ANT	1+2	
Pol.	Horizontal	Vertical
14.47G ~14.5G Avg	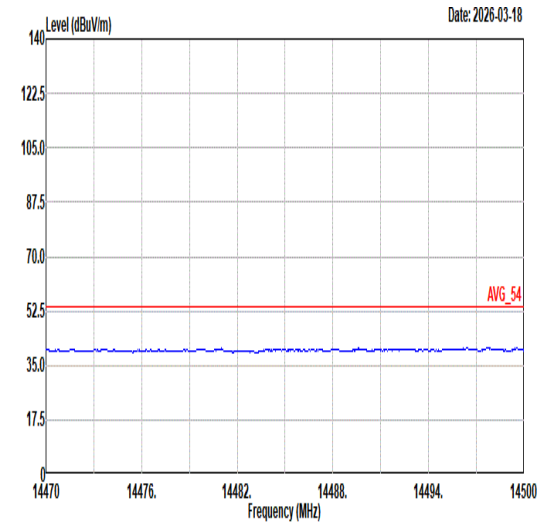 Site : 03CH16-HY Condition: AVG_54 3m 9120D-02038_250807 HORIZONTAL	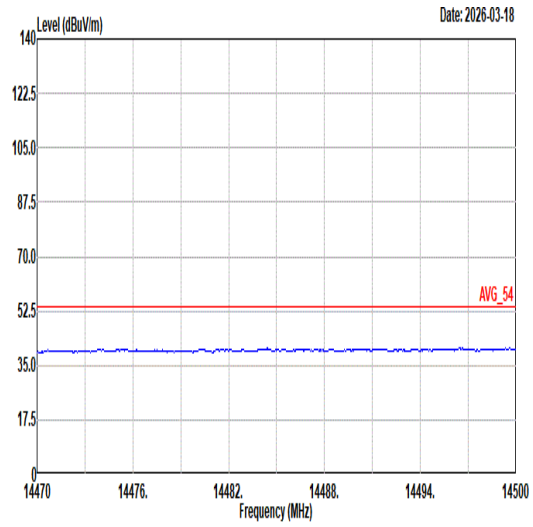 Site : 03CH16-HY Condition: AVG_54 3m 9120D-02038_250807 VERTICAL
17.7G ~18G Avg	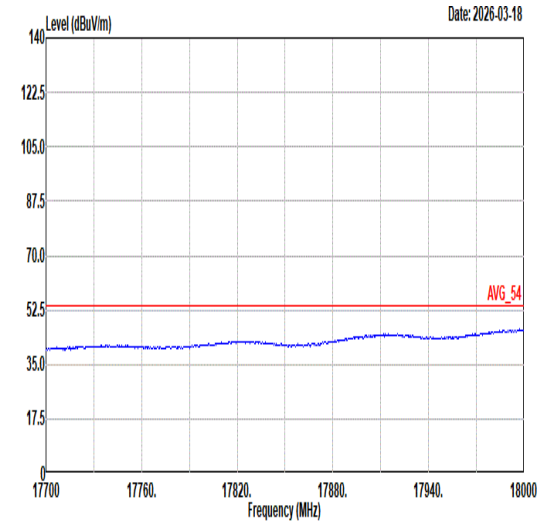 Site : 03CH16-HY Condition: AVG_54 3m 9120D-02038_250807 HORIZONTAL	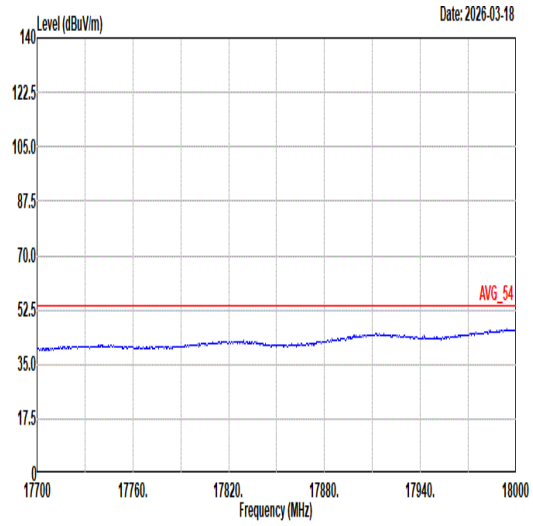 Site : 03CH16-HY Condition: AVG_54 3m 9120D-02038_250807 VERTICAL

Mode	26	
	Band Edge - L	
	2400-2483.5_802.11n HT40_CH09_Full RU _2452MHz	
ANT	1+2	
Pol.	Horizontal	Fundamental
Peak	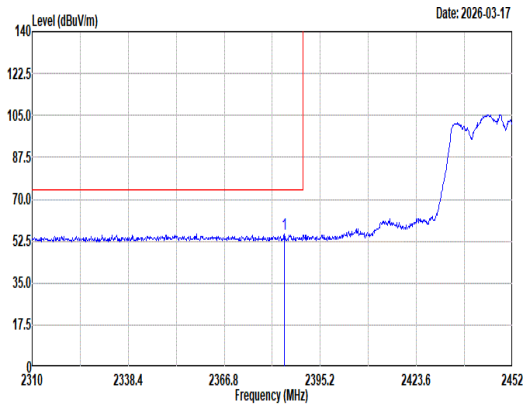 Site : 03CH16-HY Condition: PEAK_BE_74 3m 9120D-02038_250807 HORIZONTAL : RBW:1000.000kHz VBW:3000.000kHz SWT:Auto Freq Level Limit Line Margin Read Level Ant Factor Cable Loss Preamp Factor Aux Factor APos TPos Remark MHz dBuV/m dBuV/m dB dBuV dB/m dB dB dB cm deg 1 2384.55 55.34 74.00 -18.66 45.99 27.35 8.18 36.10 9.92 400 183 Peak	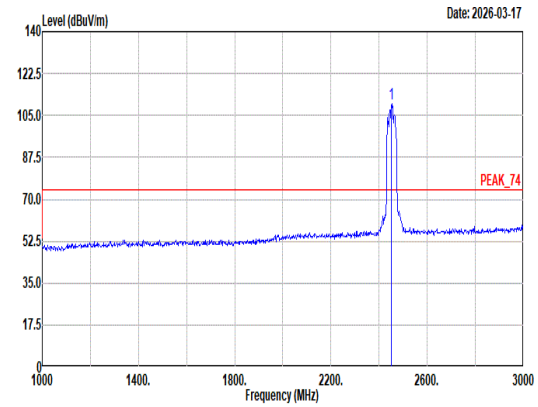 Site : 03CH16-HY Condition: PEAK_74 3m 9120D-02038_250807 HORIZONTAL : RBW:1000.000kHz VBW:3000.000kHz SWT:Auto Freq Level Limit Line Margin Read Level Ant Factor Cable Loss Preamp Factor Aux Factor APos TPos Remark MHz dBuV/m dBuV/m dB dBuV dB/m dB dB dB cm deg 1 2452.00 109.72 ------ ------ 100.14 27.50 8.27 36.11 9.92 400 183 Peak
Avg	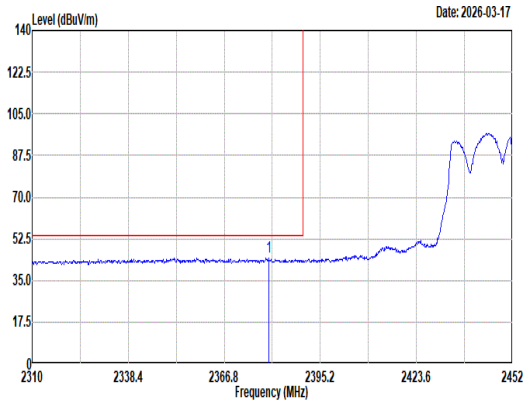 Site : 03CH16-HY Condition: AVG_BE_54 3m 9120D-02038_250807 HORIZONTAL : RBW:1000.000kHz VBW:3000.000kHz SWT:Auto Freq Level Limit Line Margin Read Level Ant Factor Cable Loss Preamp Factor Aux Factor APos TPos Remark MHz dBuV/m dBuV/m dB dBuV dB/m dB dB dB cm deg 1 2380.01 44.65 54.00 -9.35 35.36 27.30 8.17 36.10 9.92 400 183 Average	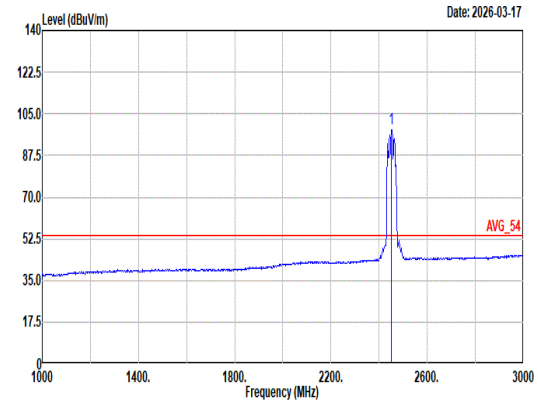 Site : 03CH16-HY Condition: AVG_54 3m 9120D-02038_250807 HORIZONTAL : RBW:1000.000kHz VBW:3000.000kHz SWT:Auto Freq Level Limit Line Margin Read Level Ant Factor Cable Loss Preamp Factor Aux Factor APos TPos Remark MHz dBuV/m dBuV/m dB dBuV dB/m dB dB dB cm deg 1 2452.00 98.66 ------ ------ 89.08 27.50 8.27 36.11 9.92 400 183 Average

Mode	26	
	Band Edge - R	
	2400-2483.5_802.11n HT40_CH09_Full RU _2452MHz	
ANT	1+2	
Pol.	Horizontal	Fundamental
Peak	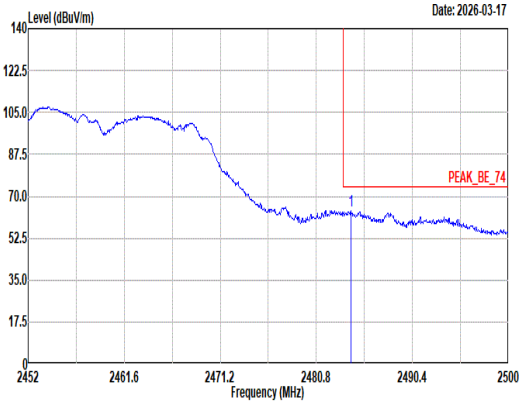 Site : 03CH16-HY Condition: PEAK_BE_74 3m 9120D-02038_250807 HORIZONTAL : RBW:1000.000kHz VBW:3000.000kHz SWT:Auto Limit Read Ant Cable Preamp Aux APos TPos Freq Level Line Margin Level Factor Loss Factor Factor Remark MHz dBuV/m dBuV/m dB dBuV dB/m dB dB dB cm deg 1 2484.26 63.74 74.00 -10.26 53.78 27.84 8.31 36.11 9.92 400 183 Peak	Blank
Avg	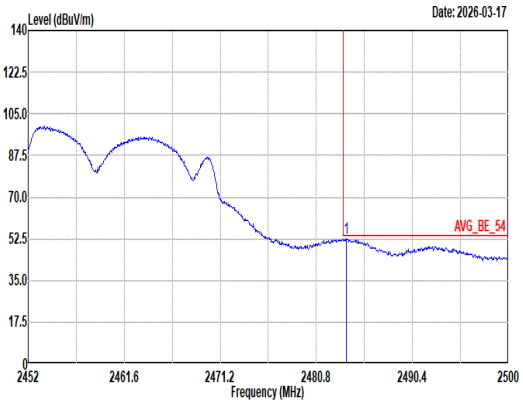 Site : 03CH16-HY Condition: AVG_BE_54 3m 9120D-02038_250807 HORIZONTAL : RBW:1000.000kHz VBW:3000.000kHz SWT:Auto Limit Read Ant Cable Preamp Aux APos TPos Freq Level Line Margin Level Factor Loss Factor Factor Remark MHz dBuV/m dBuV/m dB dBuV dB/m dB dB dB cm deg 1 2483.82 52.93 54.00 -1.07 42.97 27.84 8.31 36.11 9.92 400 183 Average	Blank

Mode	26	
	Band Edge - L	
	2400-2483.5_802.11n HT40_CH09_Full RU _2452MHz	
ANT	1+2	
Pol.	Vertical	Fundamental
Peak	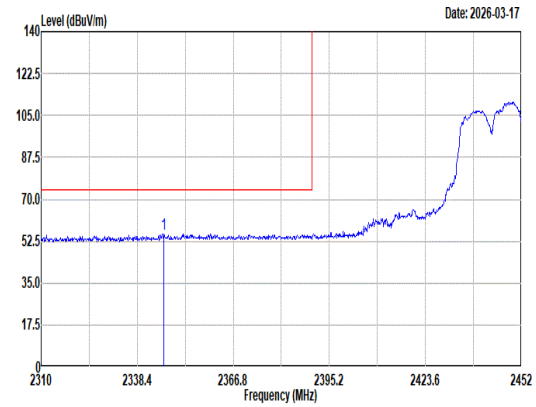 Site : 03CH16-HY Condition: PEAK_BE_74 3m 9120D-02038_250807 VERTICAL : RBW:1000.000kHz VBW:3000.000kHz SWT:Auto Freq Level Limit Line Margin Read Level Ant Factor Cable Loss Preamp Factor Aux Factor APos TPos Remark MHz dBuV/m dBuV/m dB dBuV dB/m dB dB dB cm deg 1 2346.35 55.59 74.00 -18.41 46.27 27.36 8.13 36.09 9.92 251 360 Peak	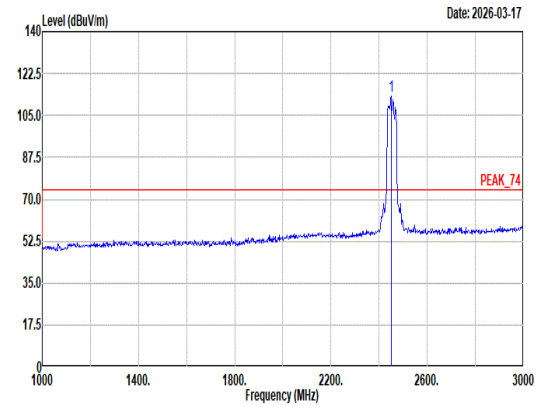 Site : 03CH16-HY Condition: PEAK_74 3m 9120D-02038_250807 VERTICAL : RBW:1000.000kHz VBW:3000.000kHz SWT:Auto Freq Level Limit Line Margin Read Level Ant Factor Cable Loss Preamp Factor Aux Factor APos TPos Remark MHz dBuV/m dBuV/m dB dBuV dB/m dB dB dB cm deg 1 2452.00 113.03 ------ ------ 103.45 27.50 8.26 36.10 9.92 251 360 Peak
Avg	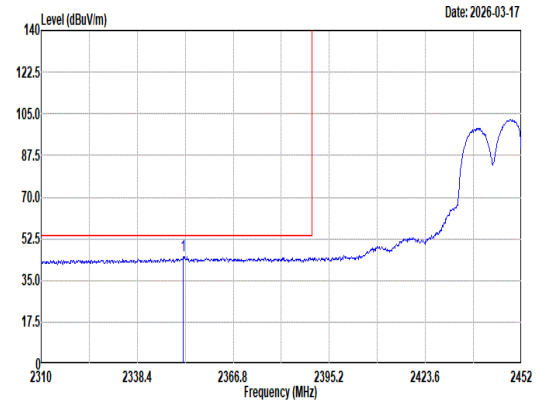 Site : 03CH16-HY Condition: AVG_BE_54 3m 9120D-02038_250807 VERTICAL : RBW:1000.000kHz VBW:3000.000kHz SWT:Auto Freq Level Limit Line Margin Read Level Ant Factor Cable Loss Preamp Factor Aux Factor APos TPos Remark MHz dBuV/m dBuV/m dB dBuV dB/m dB dB dB cm deg 1 2352.03 45.37 54.00 -8.63 36.01 27.40 8.14 36.10 9.92 251 360 Average	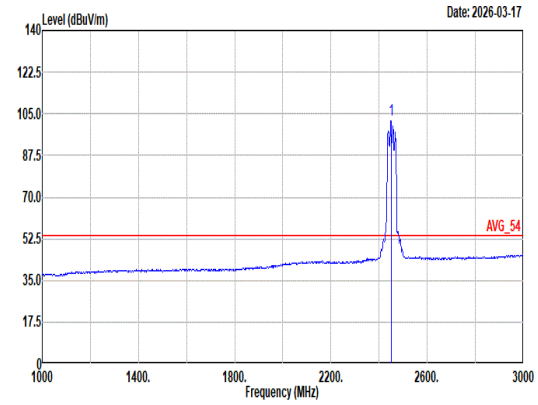 Site : 03CH16-HY Condition: AVG_54 3m 9120D-02038_250807 VERTICAL : RBW:1000.000kHz VBW:3000.000kHz SWT:Auto Freq Level Limit Line Margin Read Level Ant Factor Cable Loss Preamp Factor Aux Factor APos TPos Remark MHz dBuV/m dBuV/m dB dBuV dB/m dB dB dB cm deg 1 2452.00 102.24 ------ ------ 92.64 27.52 8.26 36.10 9.92 251 360 Average

Mode	26	
	Band Edge - R	
	2400-2483.5_802.11n HT40_CH09_Full RU _2452MHz	
ANT	1+2	
Pol.	Vertical	Fundamental
Peak	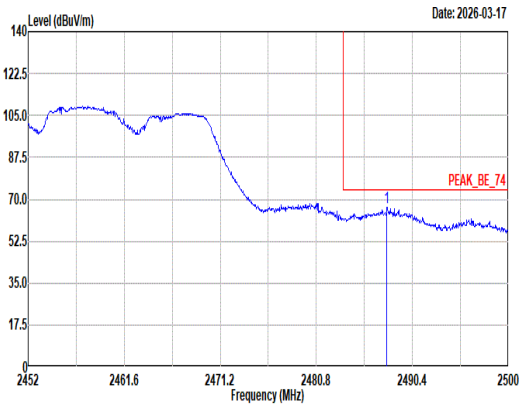 Site : 03CH16-HY Condition: PEAK_BE_74 3m 9120D-02038_250807 VERTICAL : RBW:1000.000kHz VBW:3000.000kHz SWT:Auto Limit Read Ant Cable Preamp Aux APos TPos Freq Level Line Margin Level Factor Loss Factor Factor Remark MHz dBuV/m dBuV/m dB dBuV dB/m dB dB dB cm deg 1 2487.86 66.38 74.00 -7.62 56.38 27.88 8.31 36.11 9.92 251 360 Peak	Blank
Avg	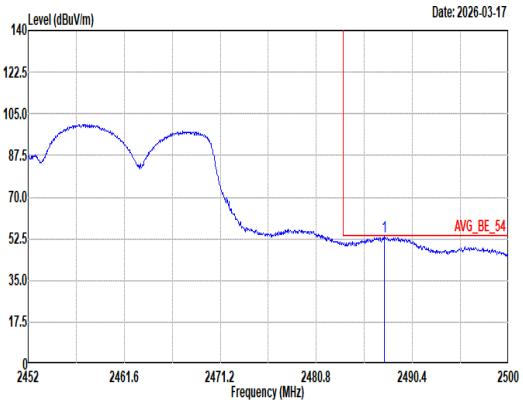 Site : 03CH16-HY Condition: AVG_BE_54 3m 9120D-02038_250807 VERTICAL : RBW:1000.000kHz VBW:3000.000kHz SWT:Auto Limit Read Ant Cable Preamp Aux APos TPos Freq Level Line Margin Level Factor Loss Factor Factor Remark MHz dBuV/m dBuV/m dB dBuV dB/m dB dB dB cm deg 1 2487.57 53.52 54.00 -0.48 43.52 27.88 8.31 36.11 9.92 251 360 Average	Blank

Mode	26	
	Harmonic	
	2400-2483.5_802.11n HT40_CH09_Full RU _2452MHz	
ANT	1+2	
Pol.	Horizontal	Vertical
Peak Avg	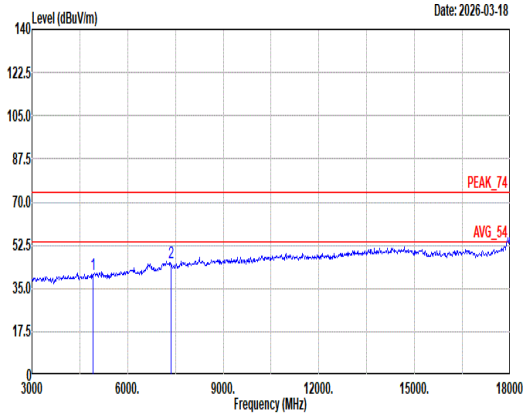 Site : 03CH16-HY Condition: PEAK_74 3m 9120D-02038_250807 HORIZONTAL Freq Level Limit Line Margin Read Level Ant Factor Cable Loss Preamp Factor Aux Factor APos TPos Remark MHz dBuV/m dBuV/m dB dBuV dB/m dB dB dB cm deg 1 4904.00 40.88 74.00 -33.12 62.75 32.63 11.31 66.22 0.41 -- -- Peak 2 7356.00 45.43 74.00 -28.57 60.65 36.56 13.65 65.78 0.35 -- -- Peak	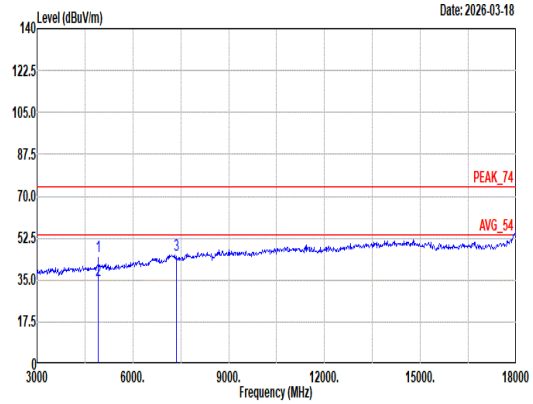 Site : 03CH16-HY Condition: PEAK_74 3m 9120D-02038_250807 VERTICAL Freq Level Limit Line Margin Read Level Ant Factor Cable Loss Preamp Factor Aux Factor APos TPos Remark MHz dBuV/m dBuV/m dB dBuV dB/m dB dB dB cm deg 1 4904.00 45.04 74.00 -28.96 66.91 32.63 11.31 66.22 0.41 296 335 Peak 2 4904.00 35.00 54.00 -19.00 56.87 32.63 11.31 66.22 0.41 296 335 Average 3 7356.00 45.30 74.00 -28.70 60.52 36.56 13.65 65.78 0.35 -- -- Peak

Mode	26	
	Harmonic	
	2400-2483.5_802.11n HT40_CH09_Full RU _2452MHz	
ANT	1+2	
Pol.	Horizontal	Vertical
14.47G ~14.5G Avg	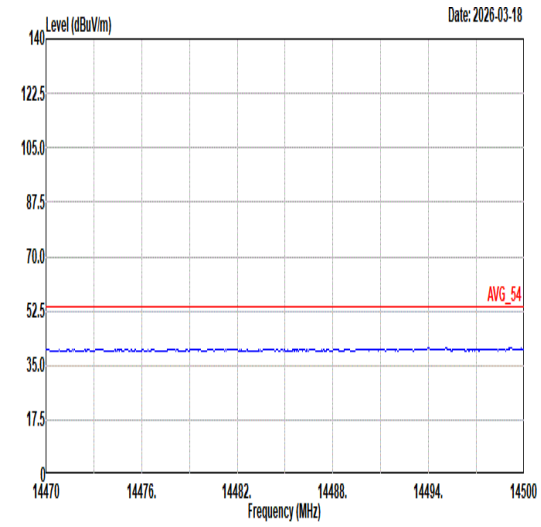 Site : 03CH16-HY Condition: AVG_54 3m 9120D-02038_250807 HORIZONTAL	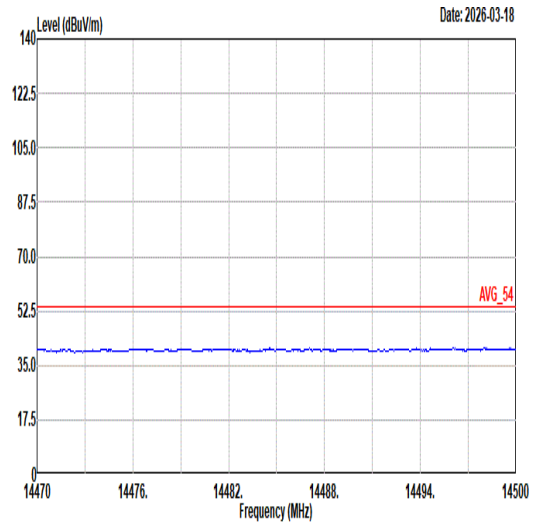 Site : 03CH16-HY Condition: AVG_54 3m 9120D-02038_250807 VERTICAL
17.7G ~18G Avg	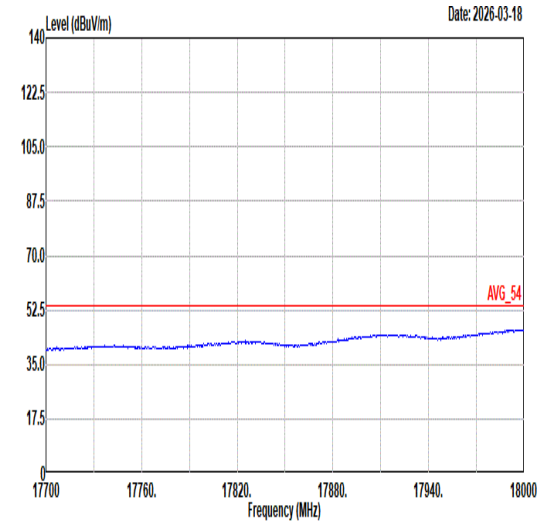 Site : 03CH16-HY Condition: AVG_54 3m 9120D-02038_250807 HORIZONTAL	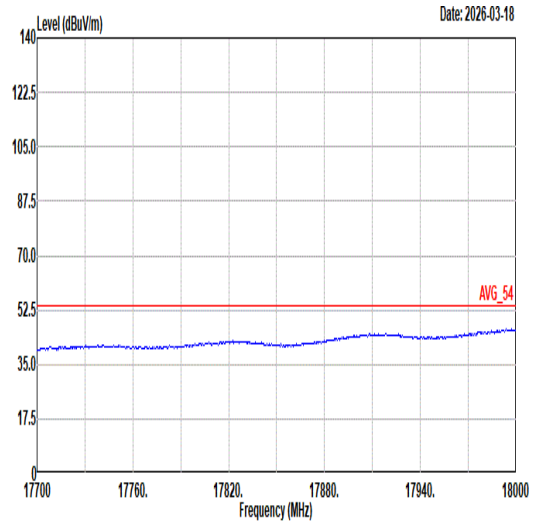 Site : 03CH16-HY Condition: AVG_54 3m 9120D-02038_250807 VERTICAL

Mode	27	
	Band Edge	
	2400-2483.5_802.11ax HE20_CH01_Full RU _2412MHz	
ANT	1+2	
Pol.	Horizontal	Fundamental
Peak	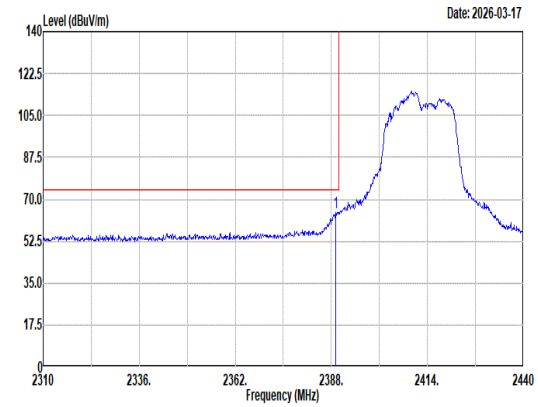 Site : 03CH16-HY Condition: PEAK_BE_74 3m 9120D-02038_250807 HORIZONTAL : RBW:1000.000kHz VBW:3000.000kHz SWT:Auto Freq Level Limit Line Margin Read Level Ant Factor Cable Loss Preamp Factor Aux Factor APos TPos Remark MHz dBuV/m dBuV/m dB dBuV dB/m dB dB dB cm deg 1 2389.17 64.69 74.00 -9.31 55.29 27.39 8.19 36.10 9.92 374 186 Peak	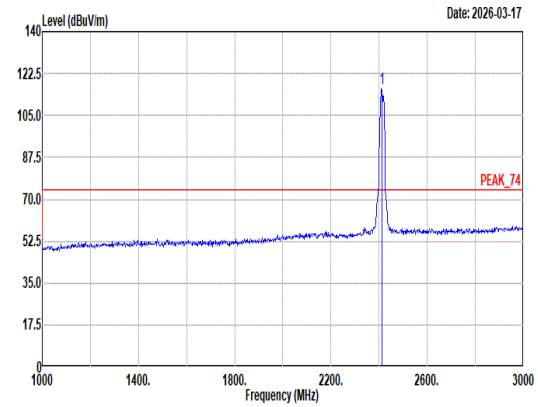 Site : 03CH16-HY Condition: PEAK_74 3m 9120D-02038_250807 HORIZONTAL : RBW:1000.000kHz VBW:3000.000kHz SWT:Auto Freq Level Limit Line Margin Read Level Ant Factor Cable Loss Preamp Factor Aux Factor APos TPos Remark MHz dBuV/m dBuV/m dB dBuV dB/m dB dB dB cm deg 1 2412.00 116.29 ------ ------ 106.86 27.40 8.21 36.10 9.92 374 186 Peak
Avg	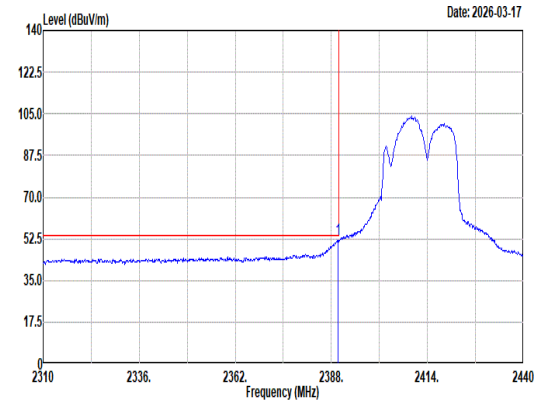 Site : 03CH16-HY Condition: AVG_BE_54 3m 9120D-02038_250807 HORIZONTAL : RBW:1000.000kHz VBW:3000.000kHz SWT:Auto Freq Level Limit Line Margin Read Level Ant Factor Cable Loss Preamp Factor Aux Factor APos TPos Remark MHz dBuV/m dBuV/m dB dBuV dB/m dB dB dB cm deg 1 2389.82 52.32 54.00 -1.68 42.91 27.40 8.19 36.10 9.92 374 186 Average	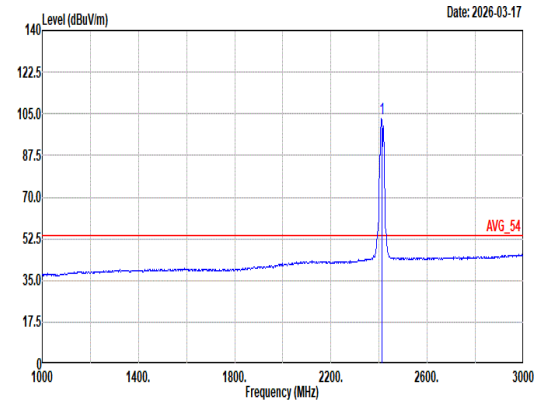 Site : 03CH16-HY Condition: AVG_54 3m 9120D-02038_250807 HORIZONTAL : RBW:1000.000kHz VBW:3000.000kHz SWT:Auto Freq Level Limit Line Margin Read Level Ant Factor Cable Loss Preamp Factor Aux Factor APos TPos Remark MHz dBuV/m dBuV/m dB dBuV dB/m dB dB dB cm deg 1 2412.00 103.27 ------ ------ 93.84 27.40 8.21 36.10 9.92 374 186 Average

Mode	27	
	Band Edge	
	2400-2483.5_802.11ax HE20_CH01_Full RU _2412MHz	
ANT	1+2	
Pol.	Vertical	Fundamental
Peak	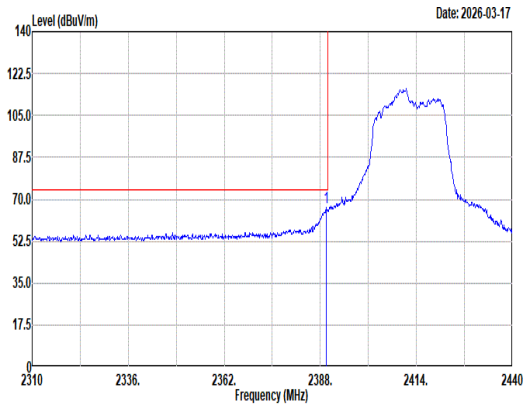 Site : 03CH16-HY Condition: PEAK_BE_74 3m 9120D-02038_250807 VERTICAL : RBW:1000.000kHz VBW:3000.000kHz SWT:Auto Freq Level Limit Line Margin Read Level Ant Factor Cable Loss Preamp Factor Aux Factor APos TPos Remark MHz dBuV/m dBuV/m dB dBuV dB/m dB dB dB cm deg 1 2389.56 66.32 74.00 -7.68 56.91 27.40 8.19 36.10 9.92 300 150 Peak	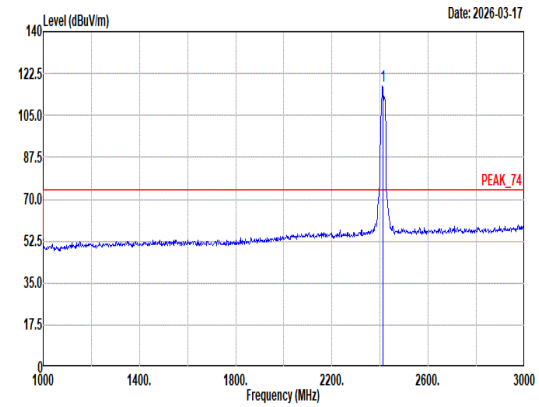 Site : 03CH16-HY Condition: PEAK_74 3m 9120D-02038_250807 VERTICAL : RBW:1000.000kHz VBW:3000.000kHz SWT:Auto Freq Level Limit Line Margin Read Level Ant Factor Cable Loss Preamp Factor Aux Factor APos TPos Remark MHz dBuV/m dBuV/m dB dBuV dB/m dB dB dB cm deg 1 2412.00 117.27 ------ ------ 107.84 27.40 8.21 36.10 9.92 300 150 Peak
Avg	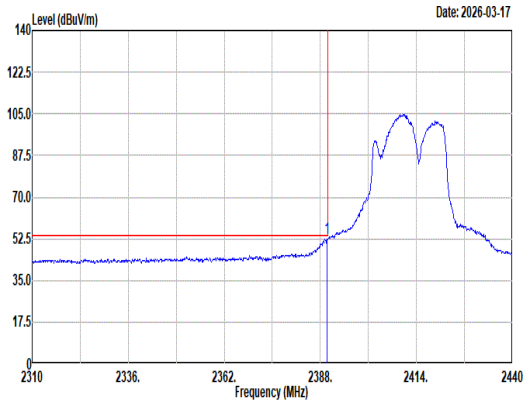 Site : 03CH16-HY Condition: AVG_BE_54 3m 9120D-02038_250807 VERTICAL : RBW:1000.000kHz VBW:3000.000kHz SWT:Auto Freq Level Limit Line Margin Read Level Ant Factor Cable Loss Preamp Factor Aux Factor APos TPos Remark MHz dBuV/m dBuV/m dB dBuV dB/m dB dB dB cm deg 1 2389.82 52.80 54.00 -1.20 43.39 27.40 8.19 36.10 9.92 300 150 Average	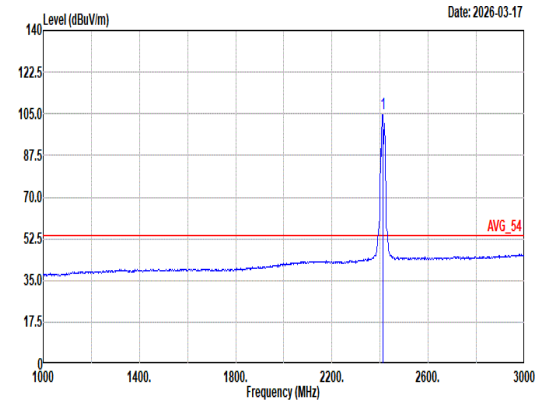 Site : 03CH16-HY Condition: AVG_54 3m 9120D-02038_250807 VERTICAL : RBW:1000.000kHz VBW:3000.000kHz SWT:Auto Freq Level Limit Line Margin Read Level Ant Factor Cable Loss Preamp Factor Aux Factor APos TPos Remark MHz dBuV/m dBuV/m dB dBuV dB/m dB dB dB cm deg 1 2412.00 104.98 ------ ------ 95.55 27.40 8.21 36.10 9.92 300 150 Average

Mode	27	
	Harmonic	
	2400-2483.5_802.11ax HE20_CH01_Full RU _2412MHz	
ANT	1+2	
Pol.	Horizontal	Vertical
Peak Avg	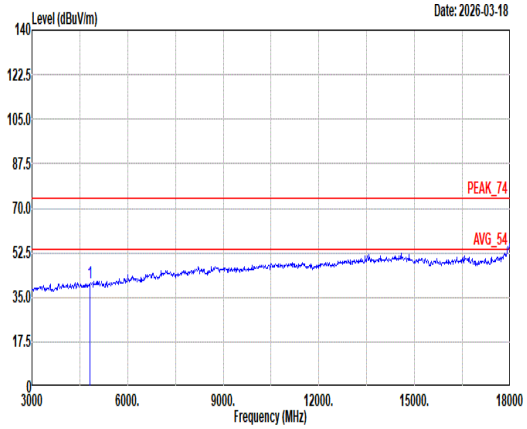 Site : 03CH16-HY Condition: PEAK_74 3m 9120D-02038_250807 HORIZONTAL Freq Level Limit Line Margin Read Level Ant Factor Cable Loss Preamp Factor Aux Factor APos TPos Remark MHz dBuV/m dBuV/m dB dBuV dB/m dB dB dB cm deg 1 4824.00 40.59 74.00 -33.41 62.76 32.44 11.32 66.32 0.39 -- -- Peak	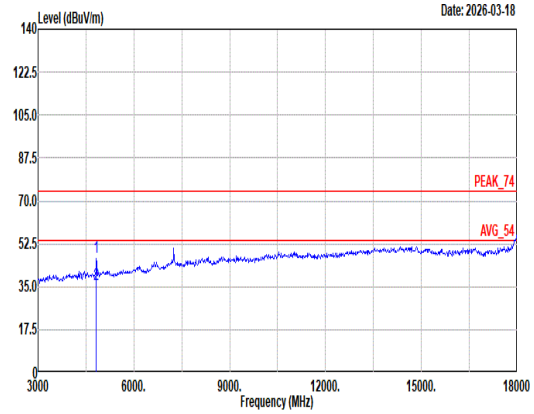 Site : 03CH16-HY Condition: PEAK_74 3m 9120D-02038_250807 VERTICAL Freq Level Limit Line Margin Read Level Ant Factor Cable Loss Preamp Factor Aux Factor APos TPos Remark MHz dBuV/m dBuV/m dB dBuV dB/m dB dB dB cm deg 1 4824.00 47.21 74.00 -26.79 69.38 32.44 11.32 66.32 0.39 300 335 Peak 2 4824.00 36.09 54.00 -17.91 58.26 32.44 11.32 66.32 0.39 300 335 Average

Mode	27	
	Harmonic	
	2400-2483.5_802.11ax HE20_CH01_Full RU _2412MHz	
ANT	1+2	
Pol.	Horizontal	Vertical
14.47G ~14.5G Avg	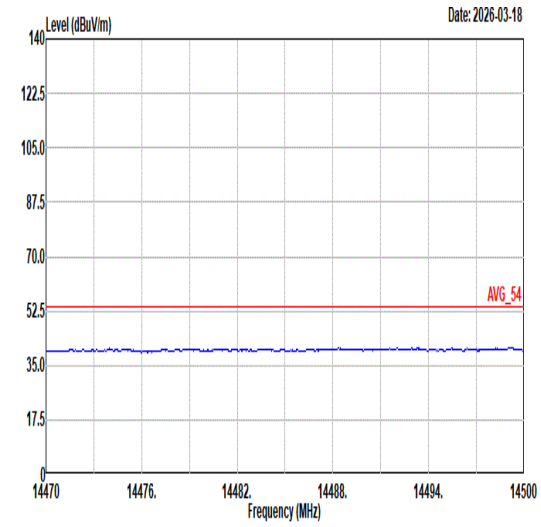 Site : 03CH16-HY Condition: AVG_54 3m 9120D-02038_250807 HORIZONTAL	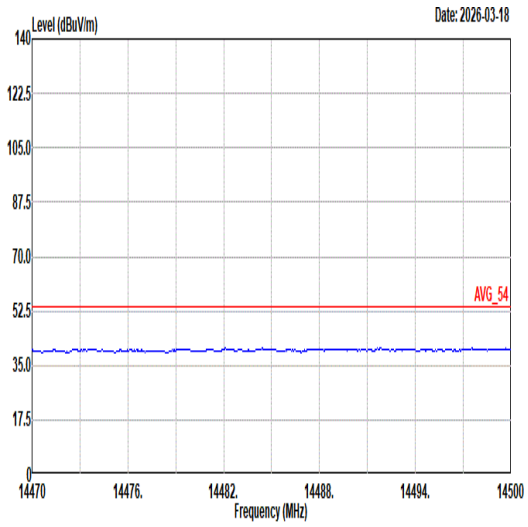 Site : 03CH16-HY Condition: AVG_54 3m 9120D-02038_250807 VERTICAL
17.7G ~18G Avg	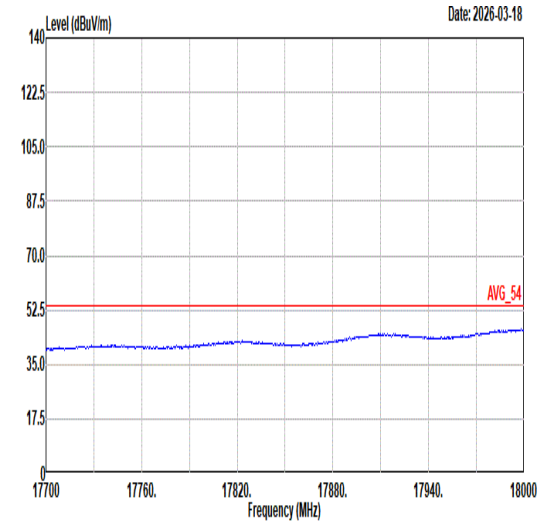 Site : 03CH16-HY Condition: AVG_54 3m 9120D-02038_250807 HORIZONTAL	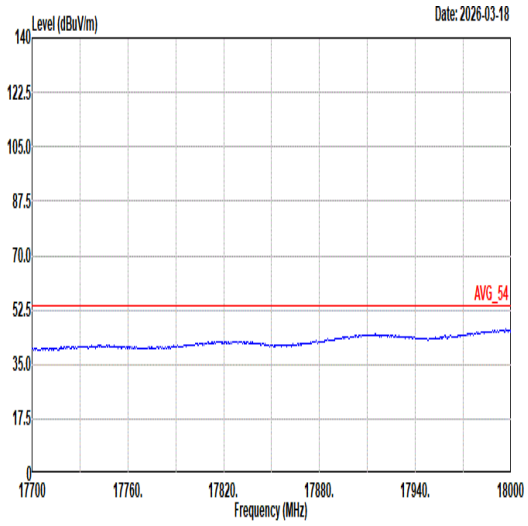 Site : 03CH16-HY Condition: AVG_54 3m 9120D-02038_250807 VERTICAL

Mode	28	
	Band Edge - L	
	2400-2483.5_802.11ax HE20_CH06_Full RU _2437MHz	
ANT	1+2	
Pol.	Horizontal	Fundamental
Peak	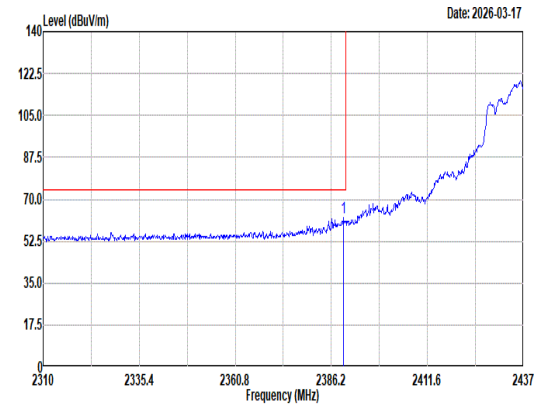 Site : 03CH16-HY Condition: PEAK_BE_74 3m 9120D-02038_250807 HORIZONTAL : RBW:1000.000kHz VBW:3000.000kHz SWT:Auto Freq Level Limit Line Margin Read Level Ant Factor Cable Loss Preamp Factor Aux Factor APos TPos Remark MHz dBuV/m dBuV/m dB dBuV dB/m dB dB dB cm deg 1 2389.50 62.26 74.00 -11.74 52.85 27.40 8.19 36.10 9.92 300 16 Peak	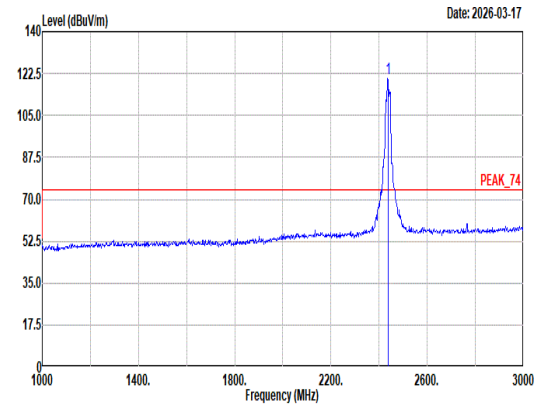 Site : 03CH16-HY Condition: PEAK_74 3m 9120D-02038_250807 HORIZONTAL : RBW:1000.000kHz VBW:3000.000kHz SWT:Auto Freq Level Limit Line Margin Read Level Ant Factor Cable Loss Preamp Factor Aux Factor APos TPos Remark MHz dBuV/m dBuV/m dB dBuV dB/m dB dB dB cm deg 1 2437.00 120.24 ------ ------ 110.61 27.56 8.25 36.10 9.92 300 16 Peak
Avg	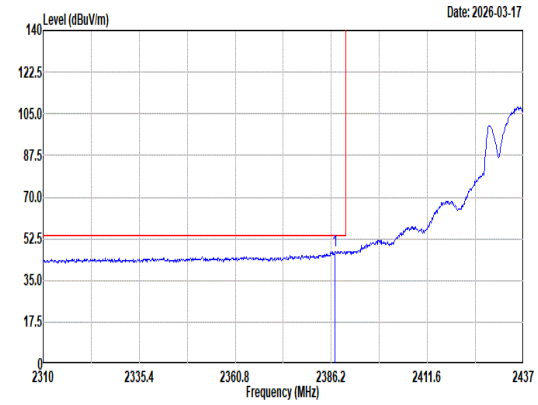 Site : 03CH16-HY Condition: AVG_BE_54 3m 9120D-02038_250807 HORIZONTAL : RBW:1000.000kHz VBW:3000.000kHz SWT:Auto Freq Level Limit Line Margin Read Level Ant Factor Cable Loss Preamp Factor Aux Factor APos TPos Remark MHz dBuV/m dBuV/m dB dBuV dB/m dB dB dB cm deg 1 2387.22 47.47 54.00 -6.53 38.10 27.37 8.18 36.10 9.92 300 16 Average	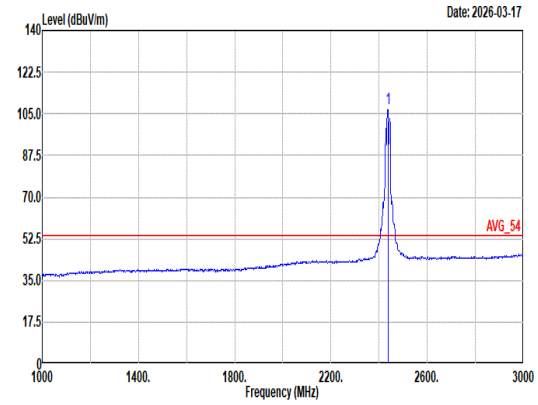 Site : 03CH16-HY Condition: AVG_54 3m 9120D-02038_250807 HORIZONTAL : RBW:1000.000kHz VBW:3000.000kHz SWT:Auto Freq Level Limit Line Margin Read Level Ant Factor Cable Loss Preamp Factor Aux Factor APos TPos Remark MHz dBuV/m dBuV/m dB dBuV dB/m dB dB dB cm deg 1 2437.00 107.04 ------ ------ 97.41 27.56 8.25 36.10 9.92 300 16 Average

Mode	28	
	Band Edge - R	
	2400-2483.5_802.11ax HE20_CH06_Full RU _2437MHz	
ANT	1+2	
Pol.	Horizontal	Fundamental
Peak	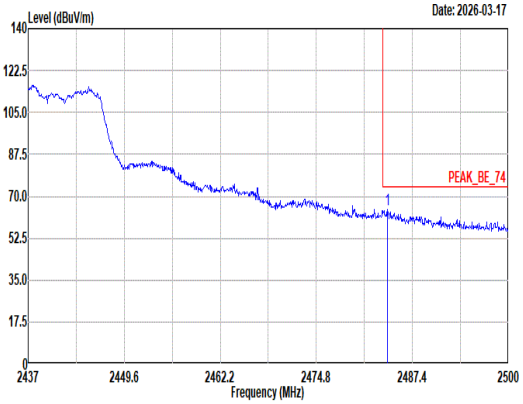 Site : 03CH16-HY Condition: PEAK_BE_74 3m 9120D-02038_250807 HORIZONTAL : RBW:1000.000kHz VBW:3000.000kHz SWT:Auto Limit Read Ant Cable Preamp Aux APos TPos Freq Level Line Margin Level Factor Loss Factor Factor Remark MHz dBuV/m dBuV/m dB dBuV dB/m dB dB dB cm deg 1 2484.12 64.24 74.00 -9.76 54.28 27.84 8.31 36.11 9.92 300 16 Peak	Blank
Avg	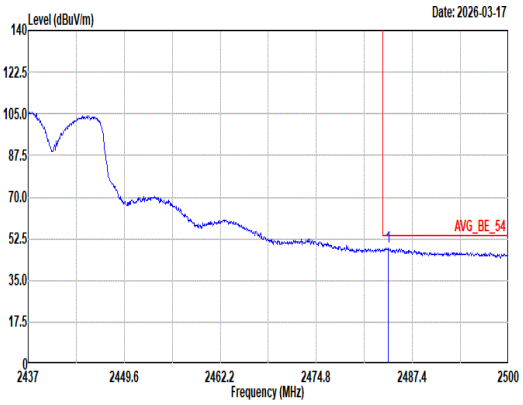 Site : 03CH16-HY Condition: AVG_BE_54 3m 9120D-02038_250807 HORIZONTAL : RBW:1000.000kHz VBW:3000.000kHz SWT:Auto Limit Read Ant Cable Preamp Aux APos TPos Freq Level Line Margin Level Factor Loss Factor Factor Remark MHz dBuV/m dBuV/m dB dBuV dB/m dB dB dB cm deg 1 2484.25 48.99 54.00 -5.01 39.03 27.84 8.31 36.11 9.92 300 16 Average	Blank

Mode	28	
	Band Edge - L	
	2400-2483.5_802.11ax HE20_CH06_Full RU _2437MHz	
ANT	1+2	
Pol.	Vertical	Fundamental
Peak	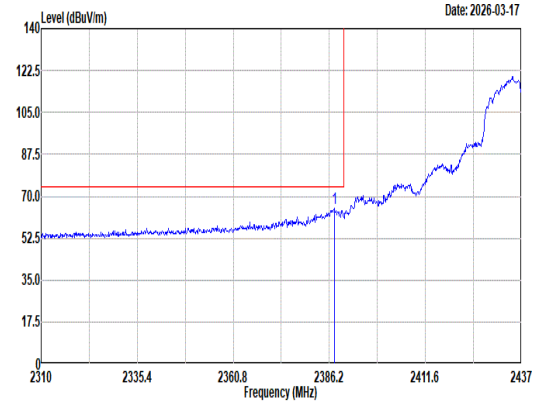 Site : 03CH16-HY Condition: PEAK_BE_74 3m 9120D-02038_250807 VERTICAL : RBW:1000.000kHz VBW:3000.000kHz SWT:Auto Freq Level Limit Line Margin Read Level Ant Factor Cable Loss Preamp Factor Aux Factor APos TPos Remark MHz dBuV/m dBuV/m dB dBuV dB/m dB dB dB cm deg 1 2387.47 64.98 74.00 -9.02 55.61 27.37 8.18 36.10 9.92 236 0 Peak	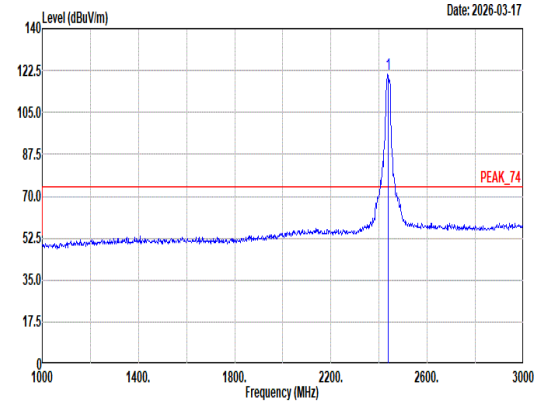 Site : 03CH16-HY Condition: PEAK_74 3m 9120D-02038_250807 VERTICAL : RBW:1000.000kHz VBW:3000.000kHz SWT:Auto Freq Level Limit Line Margin Read Level Ant Factor Cable Loss Preamp Factor Aux Factor APos TPos Remark MHz dBuV/m dBuV/m dB dBuV dB/m dB dB dB cm deg 1 2437.00 120.76 ------ ------ 111.16 27.54 8.24 36.10 9.92 236 0 Peak
Avg	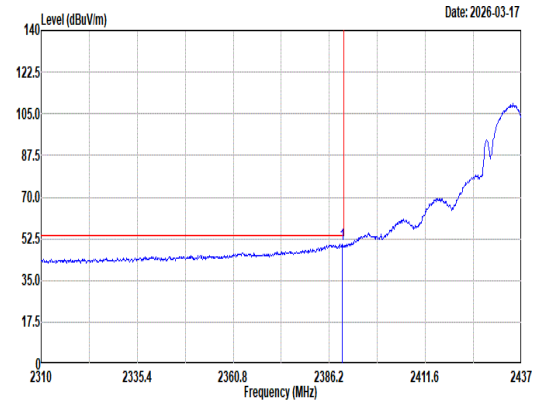 Site : 03CH16-HY Condition: AVG_BE_54 3m 9120D-02038_250807 VERTICAL : RBW:1000.000kHz VBW:3000.000kHz SWT:Auto Freq Level Limit Line Margin Read Level Ant Factor Cable Loss Preamp Factor Aux Factor APos TPos Remark MHz dBuV/m dBuV/m dB dBuV dB/m dB dB dB cm deg 1 2389.63 50.42 54.00 -3.58 41.01 27.40 8.19 36.10 9.92 236 0 Average	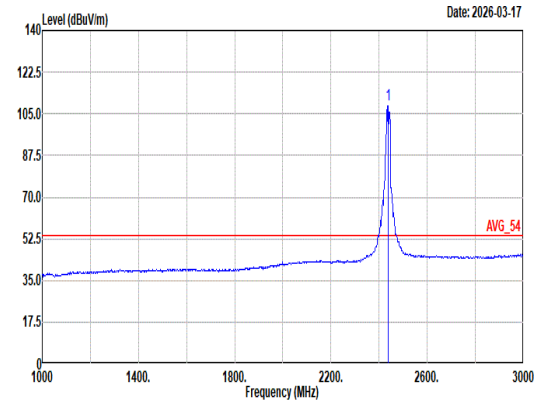 Site : 03CH16-HY Condition: AVG_54 3m 9120D-02038_250807 VERTICAL : RBW:1000.000kHz VBW:3000.000kHz SWT:Auto Freq Level Limit Line Margin Read Level Ant Factor Cable Loss Preamp Factor Aux Factor APos TPos Remark MHz dBuV/m dBuV/m dB dBuV dB/m dB dB dB cm deg 1 2437.00 108.73 ------ ------ 99.13 27.54 8.24 36.10 9.92 236 0 Average

Mode	28	
	Band Edge - R	
	2400-2483.5_802.11ax HE20_CH06_Full RU _2437MHz	
ANT	1+2	
Pol.	Vertical	Fundamental
Peak	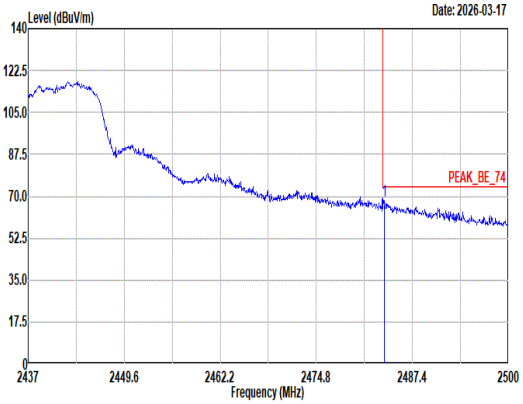 Site : 03CH16-HY Condition: PEAK_BE_74 3m 9120D-02038_250807 VERTICAL : RBW:1000.000kHz VBW:3000.000kHz SWT:Auto Limit Read Ant Cable Preamp Aux APos TPos Freq Level Line Margin Level Factor Loss Factor Factor Remark MHz dBuV/m dBuV/m dB dBuV dB/m dB dB dB cm deg 1 2483.68 67.98 74.00 -6.02 58.02 27.84 8.31 36.11 9.92 236 0 Peak	Blank
Avg	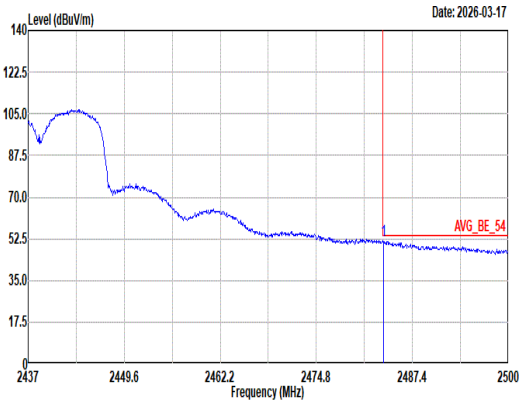 Site : 03CH16-HY Condition: AVG_BE_54 3m 9120D-02038_250807 VERTICAL : RBW:1000.000kHz VBW:3000.000kHz SWT:Auto Limit Read Ant Cable Preamp Aux APos TPos Freq Level Line Margin Level Factor Loss Factor Factor Remark MHz dBuV/m dBuV/m dB dBuV dB/m dB dB dB cm deg 1 2483.62 51.70 54.00 -2.30 41.74 27.84 8.31 36.11 9.92 236 0 Average	Blank

Mode	28	
	Harmonic	
	2400-2483.5_802.11ax HE20_CH06_Full RU _2437MHz	
ANT	1+2	
Pol.	Horizontal	Vertical
Peak Avg	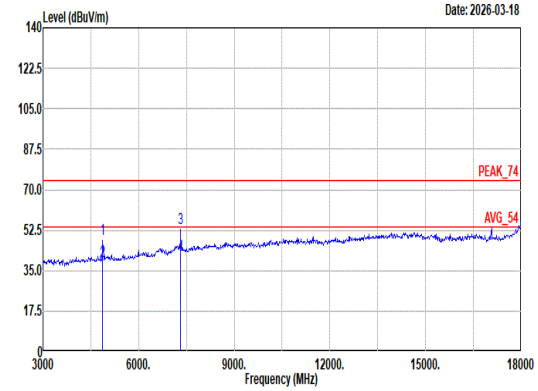 Site : 03CH16-HY Condition: PEAK_74 3m 9120D-02038_250807 HORIZONTAL Freq Level Limit Line Margin Read Level Ant Factor Cable Loss Preamp Factor Aux Factor APos TPos Remark 1 4874.00 48.53 74.00 -25.47 70.48 32.60 11.31 66.26 0.40 296 44 Peak 2 4874.00 39.25 54.00 -14.75 61.20 32.60 11.31 66.26 0.40 296 44 Average 3 7311.00 53.25 74.00 -20.75 68.41 36.68 13.61 65.76 0.31 100 315 Peak 4 7311.00 41.71 54.00 -12.29 56.87 36.68 13.61 65.76 0.31 100 315 Average	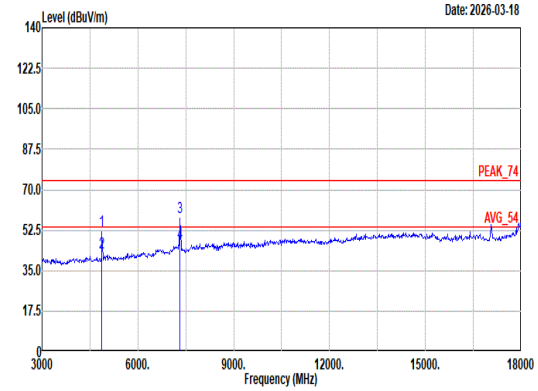 Site : 03CH16-HY Condition: PEAK_74 3m 9120D-02038_250807 VERTICAL Freq Level Limit Line Margin Read Level Ant Factor Cable Loss Preamp Factor Aux Factor APos TPos Remark 1 4874.00 52.16 74.00 -21.84 74.11 32.60 11.31 66.26 0.40 300 340 Peak 2 4874.00 43.05 54.00 -10.95 65.00 32.60 11.31 66.26 0.40 300 340 Average 3 7311.00 57.99 74.00 -16.01 73.15 36.68 13.61 65.76 0.31 400 33 Peak 4 7311.00 46.91 54.00 -7.09 62.07 36.68 13.61 65.76 0.31 400 33 Average

Mode	28	
	Harmonic	
	2400-2483.5_802.11ax HE20_CH06_Full RU _2437MHz	
ANT	1+2	
Pol.	Horizontal	Vertical
14.47G ~14.5G Avg	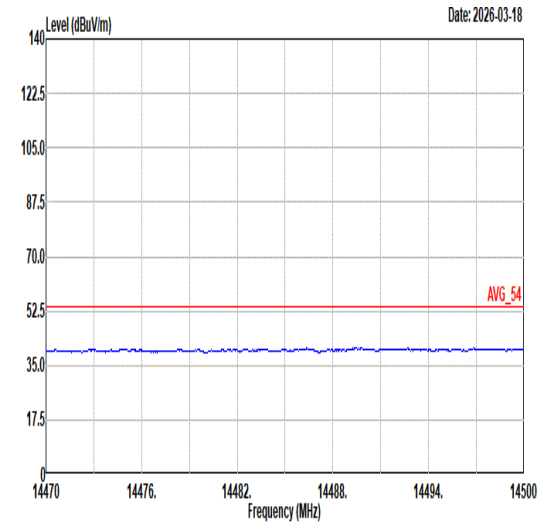 Site : 03CH16-HY Condition: AVG_54 3m 9120D-02038_250807 HORIZONTAL	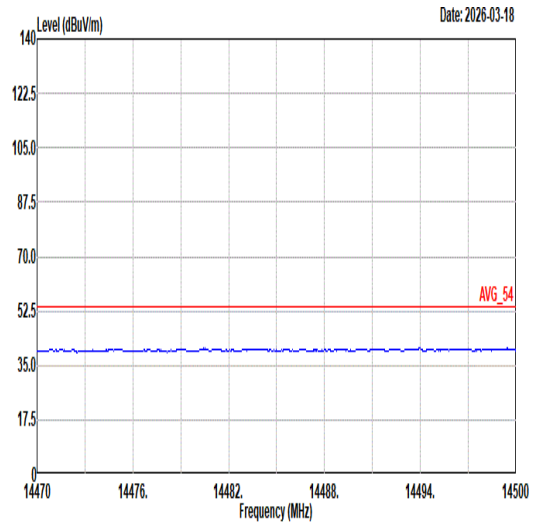 Site : 03CH16-HY Condition: AVG_54 3m 9120D-02038_250807 VERTICAL
17.7G ~18G Avg	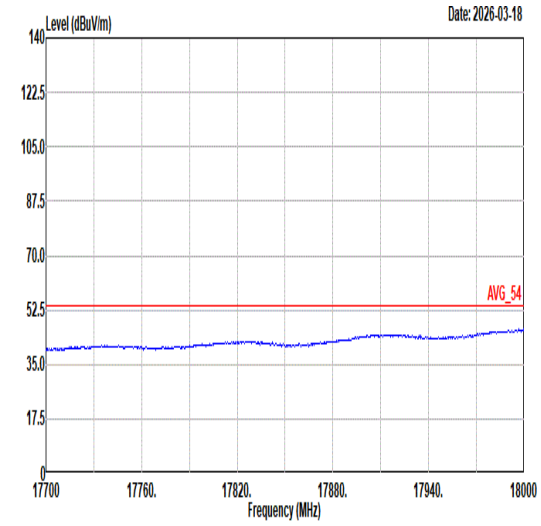 Site : 03CH16-HY Condition: AVG_54 3m 9120D-02038_250807 HORIZONTAL	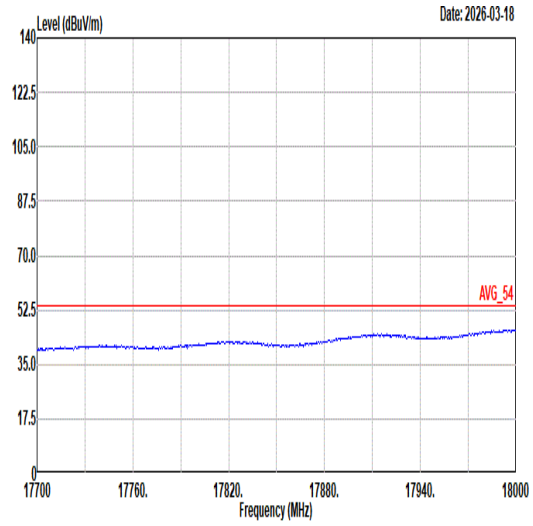 Site : 03CH16-HY Condition: AVG_54 3m 9120D-02038_250807 VERTICAL

Mode	29	
	Band Edge	
	2400-2483.5_802.11ax HE20_CH11_Full RU _2462MHz	
ANT	1+2	
Pol.	Horizontal	Fundamental
Peak	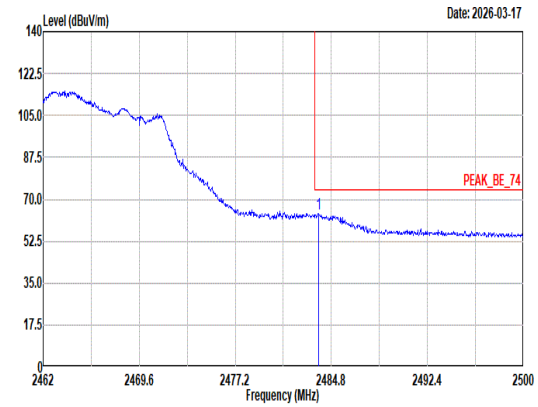 Site : 03CH16-HY Condition: PEAK_BE_74 3m 9120D-02038_250807 HORIZONTAL : RBW:1000.000kHz VBW:3000.000kHz SWT:Auto Freq Level Limit Line Margin Read Level Ant Factor Cable Loss Preamp Factor Aux Factor APos TPos Remark MHz dBuV/m dBuV/m dB dBuV dB/m dB dB dB cm deg 1 2483.77 63.80 74.00 -10.20 53.84 27.84 8.31 36.11 9.92 359 190 Peak	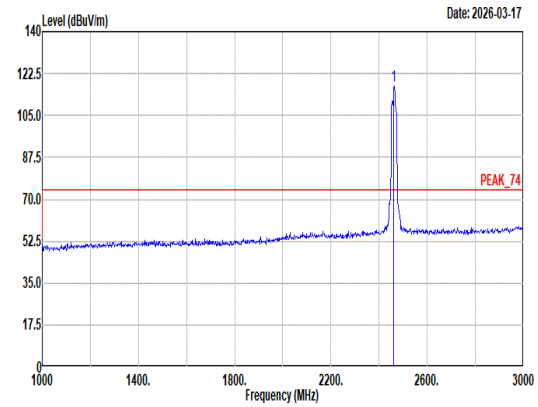 Site : 03CH16-HY Condition: PEAK_74 3m 9120D-02038_250807 HORIZONTAL : RBW:1000.000kHz VBW:3000.000kHz SWT:Auto Freq Level Limit Line Margin Read Level Ant Factor Cable Loss Preamp Factor Aux Factor APos TPos Remark MHz dBuV/m dBuV/m dB dBuV dB/m dB dB dB cm deg 1 2462.00 117.23 ------ ------ 107.56 27.58 8.28 36.11 9.92 359 190 Peak
Avg	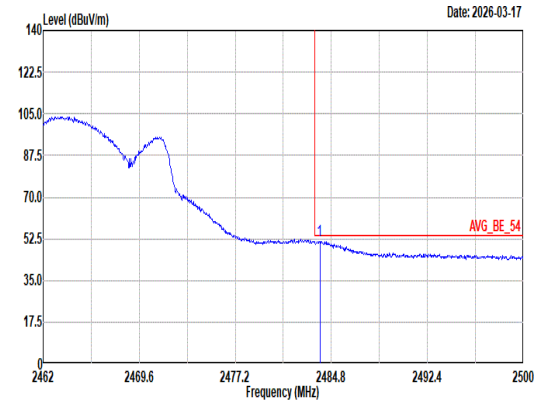 Site : 03CH16-HY Condition: AVG_BE_54 3m 9120D-02038_250807 HORIZONTAL : RBW:1000.000kHz VBW:3000.000kHz SWT:Auto Freq Level Limit Line Margin Read Level Ant Factor Cable Loss Preamp Factor Aux Factor APos TPos Remark MHz dBuV/m dBuV/m dB dBuV dB/m dB dB dB cm deg 1 2483.89 51.69 54.00 -2.31 41.73 27.84 8.31 36.11 9.92 359 190 Average	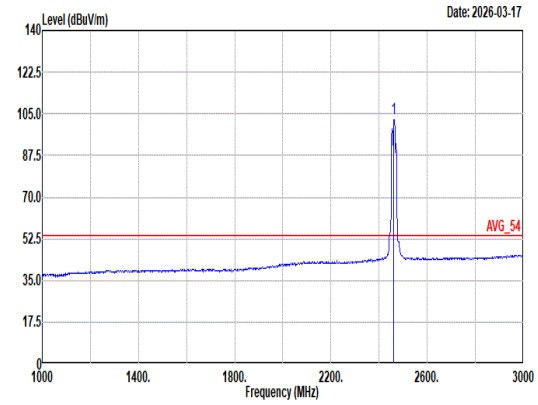 Site : 03CH16-HY Condition: AVG_54 3m 9120D-02038_250807 HORIZONTAL : RBW:1000.000kHz VBW:3000.000kHz SWT:Auto Freq Level Limit Line Margin Read Level Ant Factor Cable Loss Preamp Factor Aux Factor APos TPos Remark MHz dBuV/m dBuV/m dB dBuV dB/m dB dB dB cm deg 1 2462.00 102.84 ------ ------ 93.17 27.58 8.28 36.11 9.92 359 190 Average

Mode	29	
	Band Edge	
	2400-2483.5_802.11ax HE20_CH11_Full RU _2462MHz	
ANT	1+2	
Pol.	Vertical	Fundamental
Peak	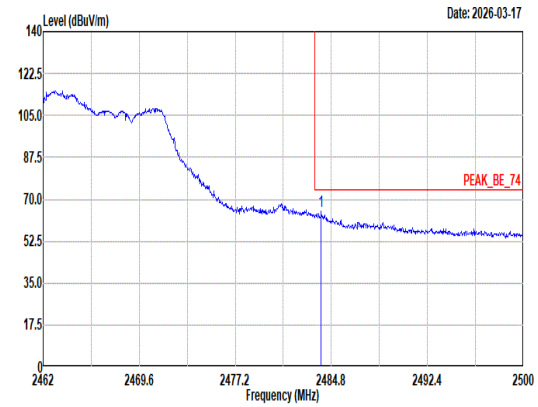 Site : 03CH16-HY Condition: PEAK_BE_74 3m 9120D-02038_250807 VERTICAL : RBW:1000.000kHz VBW:3000.000kHz SWT:Auto Freq Level Limit Line Margin Read Level Ant Factor Cable Loss Preamp Factor Aux Factor APos TPos Remark MHz dBuV/m dBuV/m dB dBuV dB/m dB dB dB cm deg 1 2484.00 64.79 74.00 -9.21 54.83 27.84 8.31 36.11 9.92 305 130 Peak	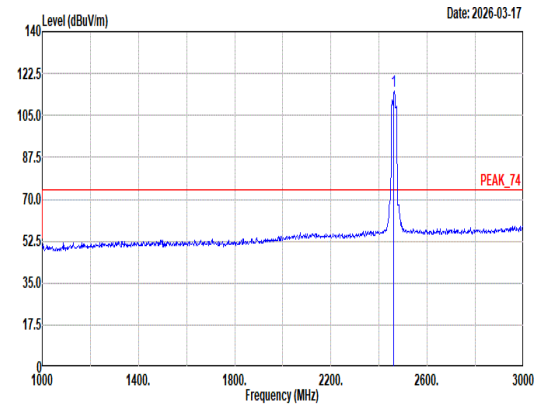 Site : 03CH16-HY Condition: PEAK_74 3m 9120D-02038_250807 VERTICAL : RBW:1000.000kHz VBW:3000.000kHz SWT:Auto Freq Level Limit Line Margin Read Level Ant Factor Cable Loss Preamp Factor Aux Factor APos TPos Remark MHz dBuV/m dBuV/m dB dBuV dB/m dB dB dB cm deg 1 2462.00 115.26 ------ ------ 105.59 27.58 8.28 36.11 9.92 305 130 Peak
Avg	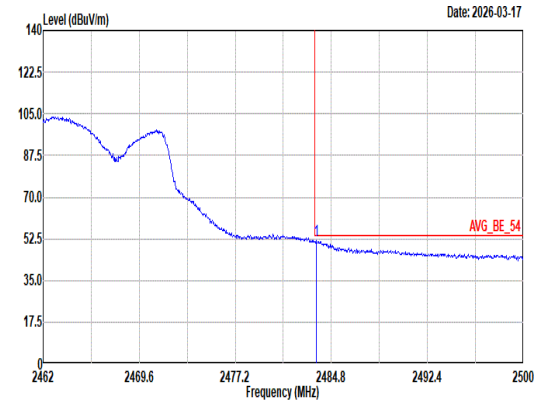 Site : 03CH16-HY Condition: AVG_BE_54 3m 9120D-02038_250807 VERTICAL : RBW:1000.000kHz VBW:3000.000kHz SWT:Auto Freq Level Limit Line Margin Read Level Ant Factor Cable Loss Preamp Factor Aux Factor APos TPos Remark MHz dBuV/m dBuV/m dB dBuV dB/m dB dB dB cm deg 1 2483.58 51.87 54.00 -2.13 41.91 27.84 8.31 36.11 9.92 305 130 Average	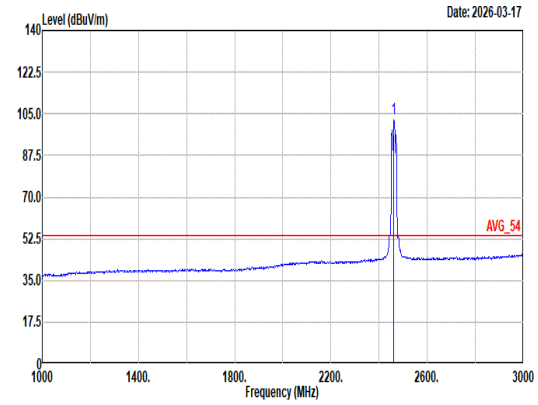 Site : 03CH16-HY Condition: AVG_54 3m 9120D-02038_250807 VERTICAL : RBW:1000.000kHz VBW:3000.000kHz SWT:Auto Freq Level Limit Line Margin Read Level Ant Factor Cable Loss Preamp Factor Aux Factor APos TPos Remark MHz dBuV/m dBuV/m dB dBuV dB/m dB dB dB cm deg 1 2462.00 102.87 ------ ------ 93.24 27.54 8.28 36.11 9.92 305 130 Average

Mode	29	
	Harmonic	
	2400-2483.5_802.11ax HE20_CH11_Full RU _2462MHz	
ANT	1+2	
Pol.	Horizontal	Vertical
Peak Avg	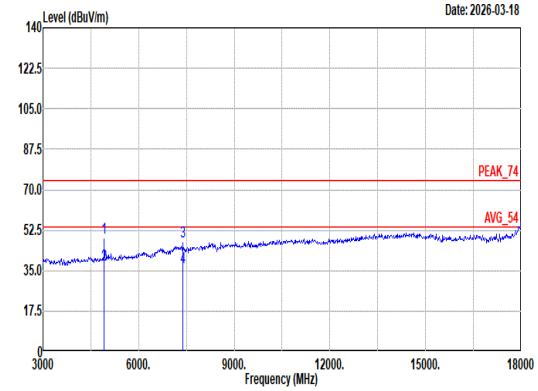 Site : 03CH16-HY Condition: PEAK_74 3m 9120D-02038_250807 HORIZONTAL Freq Level Limit Line Margin Read Level Ant Factor Cable Loss Preamp Factor Aux Factor APos TPos Remark MHz dBuV/m dBuV/m dB dBuV dB/m dB dB dB cm deg 1 4924.00 49.10 74.00 -24.90 70.78 32.79 11.31 66.19 0.41 302 29 Peak 2 4924.00 37.29 54.00 -16.71 58.97 32.79 11.31 66.19 0.41 302 29 Average 3 7386.00 47.34 74.00 -26.66 62.69 36.38 13.68 65.79 0.38 100 317 Peak 4 7386.00 36.72 54.00 -17.28 52.07 36.38 13.68 65.79 0.38 100 317 Average	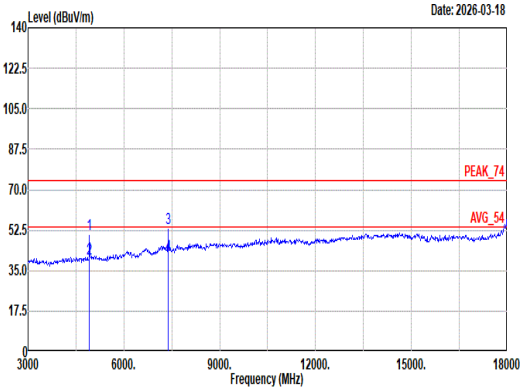 Site : 03CH16-HY Condition: PEAK_74 3m 9120D-02038_250807 VERTICAL Freq Level Limit Line Margin Read Level Ant Factor Cable Loss Preamp Factor Aux Factor APos TPos Remark MHz dBuV/m dBuV/m dB dBuV dB/m dB dB dB cm deg 1 4924.00 50.81 74.00 -23.19 72.49 32.79 11.31 66.19 0.41 294 337 Peak 2 4924.00 40.38 54.00 -13.62 62.06 32.79 11.31 66.19 0.41 294 337 Average 3 7386.00 53.32 74.00 -20.68 68.67 36.38 13.68 65.79 0.38 255 31 Peak 4 7386.00 41.58 54.00 -12.42 56.93 36.38 13.68 65.79 0.38 255 31 Average

Mode	29	
	Harmonic	
	2400-2483.5_802.11ax HE20_CH11_Full RU _2462MHz	
ANT	1+2	
Pol.	Horizontal	Vertical
14.47G ~14.5G Avg	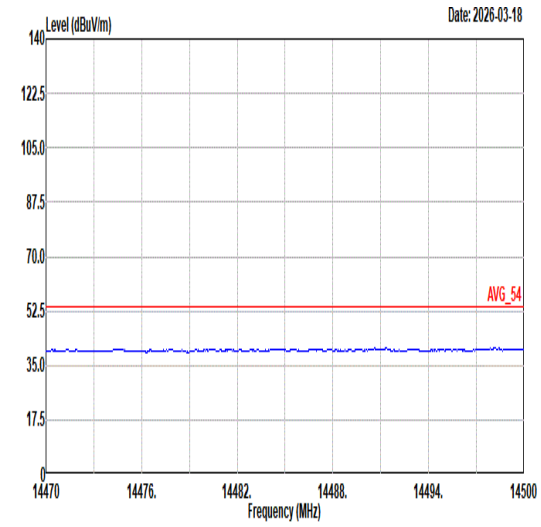 Site : 03CH16-HY Condition: AVG_54 3m 9120D-02038_250807 HORIZONTAL	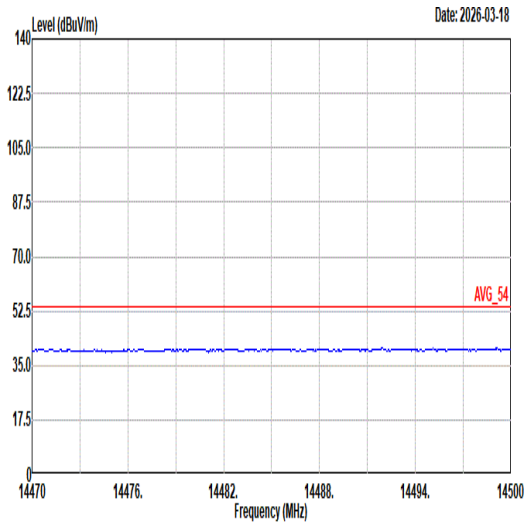 Site : 03CH16-HY Condition: AVG_54 3m 9120D-02038_250807 VERTICAL
17.7G ~18G Avg	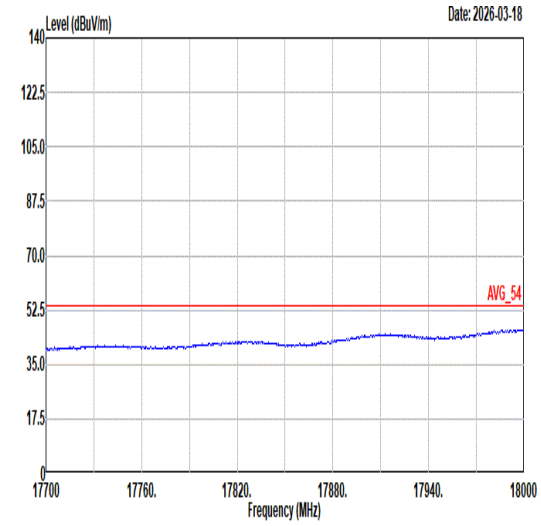 Site : 03CH16-HY Condition: AVG_54 3m 9120D-02038_250807 HORIZONTAL	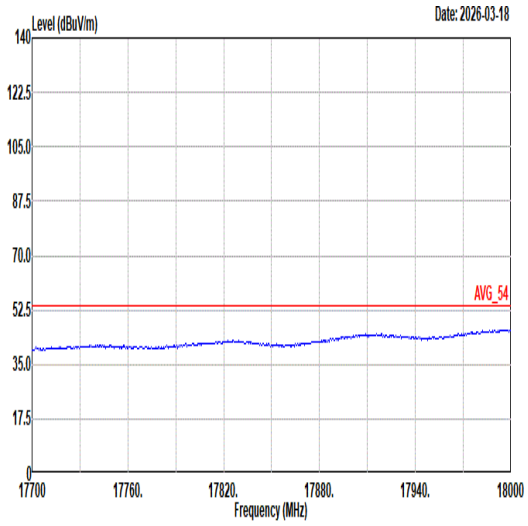 Site : 03CH16-HY Condition: AVG_54 3m 9120D-02038_250807 VERTICAL

Mode	30	
	Band Edge - L	
	2400-2483.5_802.11ax HE40_CH03_Full RU _2422MHz	
ANT	1+2	
Pol.	Horizontal	Fundamental
Peak	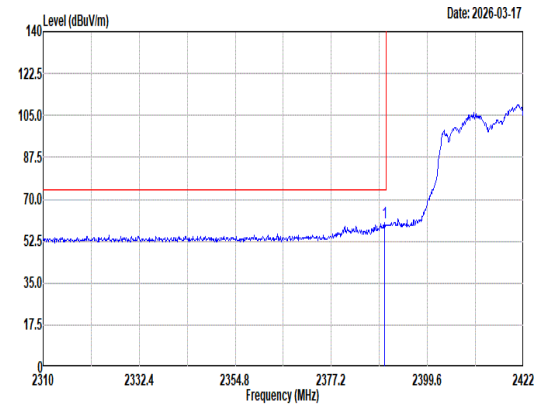 Site : 03CH16-HY Condition: PEAK_BE_74 3m 9120D-02038_250807 HORIZONTAL : RBW:1000.000kHz VBW:3000.000kHz SWT:Auto Freq Level Limit Line Margin Read Level Ant Factor Cable Loss Preamp Factor Aux Factor APos TPos Remark MHz dBuV/m dBuV/m dB dBuV dB/m dB dB dB cm deg 1 2389.63 60.01 74.00 -13.99 50.60 27.40 8.19 36.10 9.92 300 18 Peak	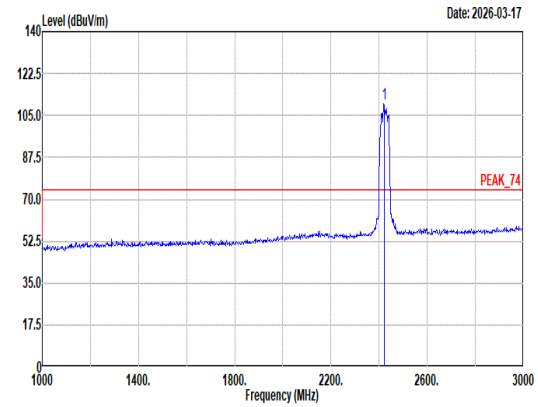 Site : 03CH16-HY Condition: PEAK_74 3m 9120D-02038_250807 HORIZONTAL : RBW:1000.000kHz VBW:3000.000kHz SWT:Auto Freq Level Limit Line Margin Read Level Ant Factor Cable Loss Preamp Factor Aux Factor APos TPos Remark MHz dBuV/m dBuV/m dB dBuV dB/m dB dB dB cm deg 1 2422.00 109.90 ------ ------ 100.45 27.40 8.23 36.10 9.92 300 18 Peak
Avg	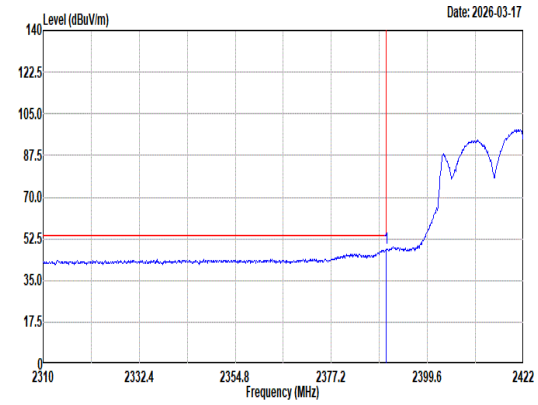 Site : 03CH16-HY Condition: AVG_BE_54 3m 9120D-02038_250807 HORIZONTAL : RBW:1000.000kHz VBW:3000.000kHz SWT:Auto Freq Level Limit Line Margin Read Level Ant Factor Cable Loss Preamp Factor Aux Factor APos TPos Remark MHz dBuV/m dBuV/m dB dBuV dB/m dB dB dB cm deg 1 2389.97 48.42 54.00 -5.58 39.01 27.40 8.19 36.10 9.92 300 18 Average	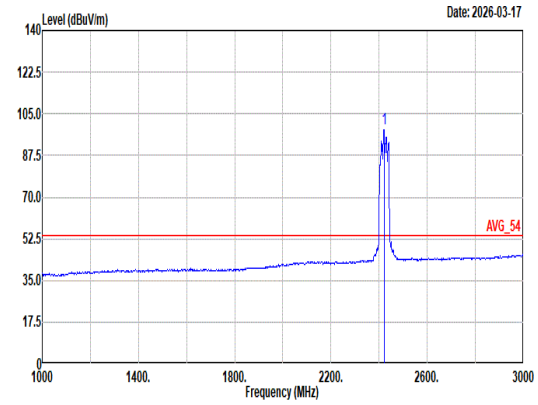 Site : 03CH16-HY Condition: AVG_54 3m 9120D-02038_250807 HORIZONTAL : RBW:1000.000kHz VBW:3000.000kHz SWT:Auto Freq Level Limit Line Margin Read Level Ant Factor Cable Loss Preamp Factor Aux Factor APos TPos Remark MHz dBuV/m dBuV/m dB dBuV dB/m dB dB dB cm deg 1 2422.00 98.66 ------ ------ 89.21 27.40 8.23 36.10 9.92 300 18 Average

Mode	30	
	Band Edge - R	
	2400-2483.5_802.11ax HE40_CH03_Full RU _2422MHz	
ANT	1+2	
Pol.	Horizontal	Fundamental
Peak	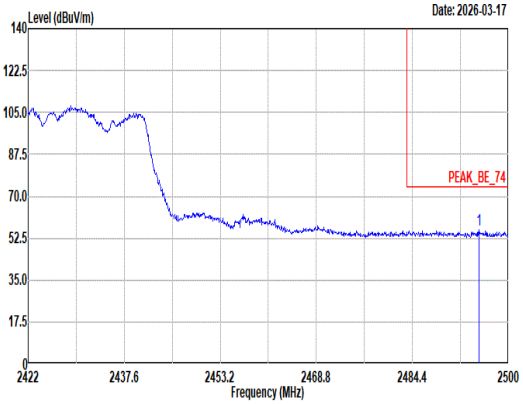 Site : 03CH16-HY Condition: PEAK_BE_74 3m 9120D-02038_250807 HORIZONTAL : RBW:1000.000kHz VBW:3000.000kHz SWT:Auto Limit Read Ant Cable Preamp Aux APos TPos Freq Level Line Margin Level Factor Loss Factor Factor Remark MHz dBuV/m dBuV/m dB dBuV dB/m dB dB dB cm deg 1 2495.16 56.21 74.00 -17.79 46.18 27.90 8.32 36.11 9.92 300 18 Peak	Blank
Avg	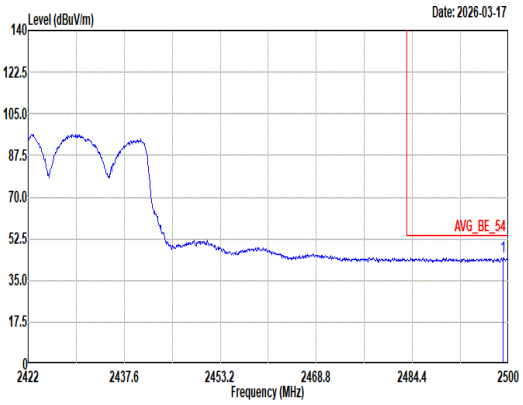 Site : 03CH16-HY Condition: AVG_BE_54 3m 9120D-02038_250807 HORIZONTAL : RBW:1000.000kHz VBW:3000.000kHz SWT:Auto Limit Read Ant Cable Preamp Aux APos TPos Freq Level Line Margin Level Factor Loss Factor Factor Remark MHz dBuV/m dBuV/m dB dBuV dB/m dB dB dB cm deg 1 2499.14 44.72 54.00 -9.28 34.68 27.90 8.33 36.11 9.92 300 18 Average	Blank

Mode	30	
	Band Edge - L	
	2400-2483.5_802.11ax HE40_CH03_Full RU _2422MHz	
ANT	1+2	
Pol.	Vertical	Fundamental
Peak	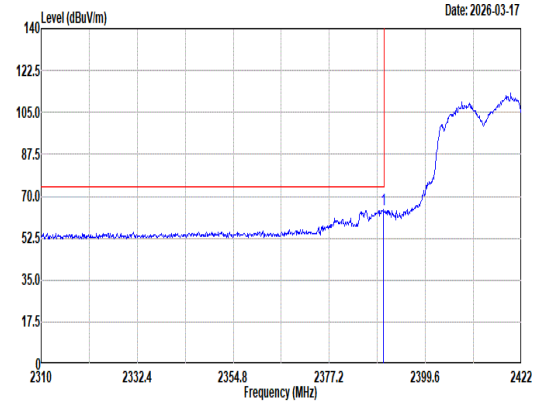 Site : 03CH16-HY Condition: PEAK_BE_74 3m 9120D-02038_250807 VERTICAL : RBW:1000.000kHz VBW:3000.000kHz SWT:Auto Freq Level Limit Line Margin Read Level Ant Factor Cable Loss Preamp Factor Aux Factor APos TPos Remark MHz dBuV/m dBuV/m dB dBuV dB/m dB dB dB cm deg 1 2389.86 64.25 74.00 -9.75 54.84 27.40 8.19 36.10 9.92 228 360 Peak	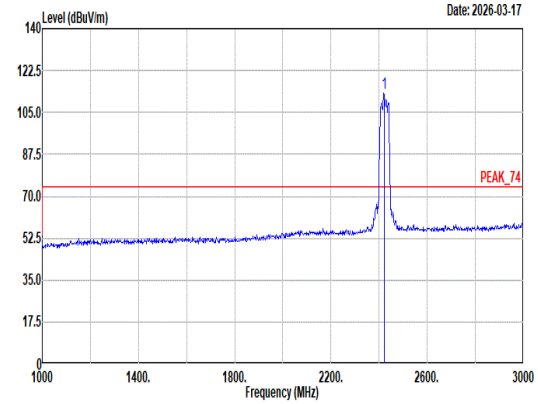 Site : 03CH16-HY Condition: PEAK_74 3m 9120D-02038_250807 VERTICAL : RBW:1000.000kHz VBW:3000.000kHz SWT:Auto Freq Level Limit Line Margin Read Level Ant Factor Cable Loss Preamp Factor Aux Factor APos TPos Remark MHz dBuV/m dBuV/m dB dBuV dB/m dB dB dB cm deg 1 2422.00 113.12 ------ ------ 103.67 27.40 8.23 36.10 9.92 228 360 Peak
Avg	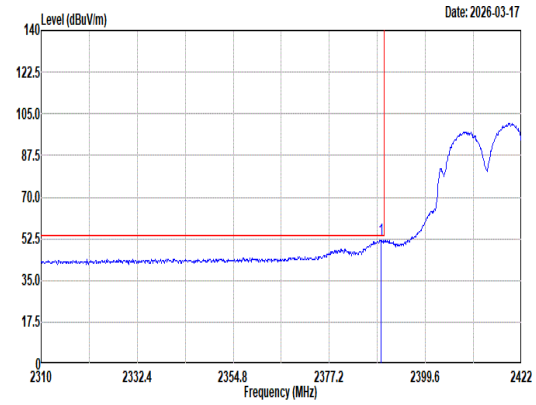 Site : 03CH16-HY Condition: AVG_BE_54 3m 9120D-02038_250807 VERTICAL : RBW:1000.000kHz VBW:3000.000kHz SWT:Auto Freq Level Limit Line Margin Read Level Ant Factor Cable Loss Preamp Factor Aux Factor APos TPos Remark MHz dBuV/m dBuV/m dB dBuV dB/m dB dB dB cm deg 1 2389.18 52.34 54.00 -1.66 42.94 27.39 8.19 36.10 9.92 228 360 Average	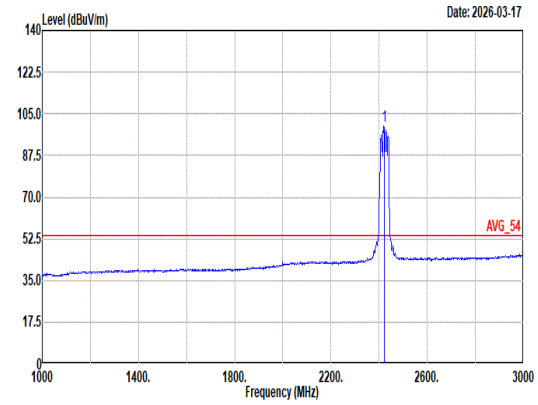 Site : 03CH16-HY Condition: AVG_54 3m 9120D-02038_250807 VERTICAL : RBW:1000.000kHz VBW:3000.000kHz SWT:Auto Freq Level Limit Line Margin Read Level Ant Factor Cable Loss Preamp Factor Aux Factor APos TPos Remark MHz dBuV/m dBuV/m dB dBuV dB/m dB dB dB cm deg 1 2422.00 100.10 ------ ------ 90.66 27.40 8.22 36.10 9.92 228 360 Average

Mode	30	
	Band Edge - R	
	2400-2483.5_802.11ax HE40_CH03_Full RU _2422MHz	
ANT	1+2	
Pol.	Vertical	Fundamental
Peak	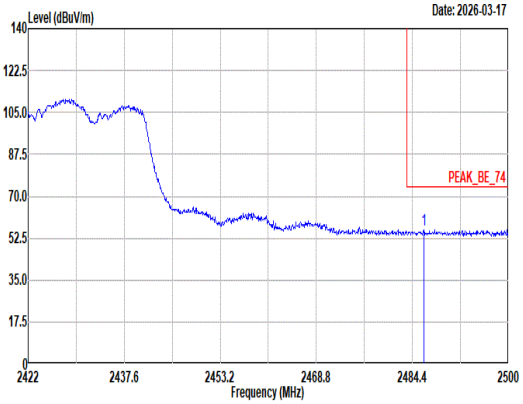 Site : 03CH16-HY Condition: PEAK_BE_74 3m 9120D-02038_250807 VERTICAL : RBW:1000.000kHz VBW:3000.000kHz SWT:Auto Limit Read Ant Cable Preamp Aux APos TPos Freq Level Line Margin Level Factor Loss Factor Factor Remark MHz dBuV/m dBuV/m dB dBuV dB/m dB dB dB cm deg 1 2486.27 56.09 74.00 -17.91 46.11 27.86 8.31 36.11 9.92 228 360 Peak	Blank
Avg	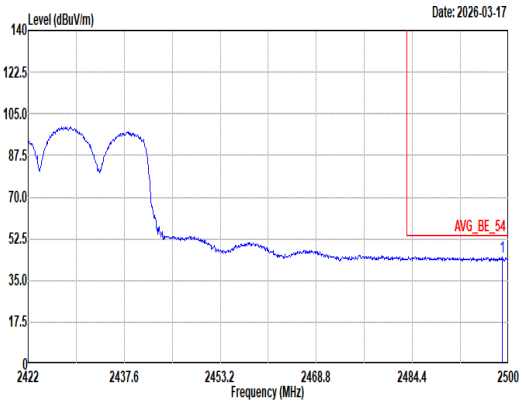 Site : 03CH16-HY Condition: AVG_BE_54 3m 9120D-02038_250807 VERTICAL : RBW:1000.000kHz VBW:3000.000kHz SWT:Auto Limit Read Ant Cable Preamp Aux APos TPos Freq Level Line Margin Level Factor Loss Factor Factor Remark MHz dBuV/m dBuV/m dB dBuV dB/m dB dB dB cm deg 1 2498.99 45.10 54.00 -8.90 35.06 27.90 8.33 36.11 9.92 228 360 Average	Blank

Mode	30	
	Harmonic	
	2400-2483.5_802.11ax HE40_CH03_Full RU _2422MHz	
ANT	1+2	
Pol.	Horizontal	Vertical
Peak Avg	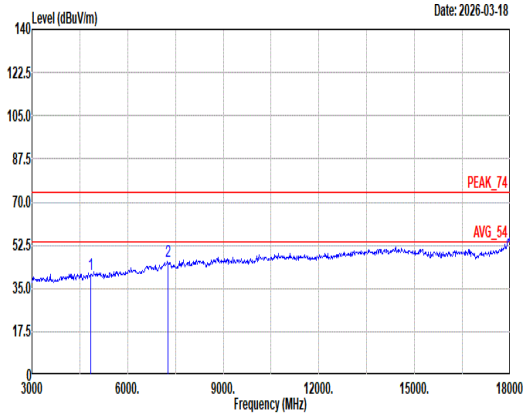 Site : 03CH16-HY Condition: PEAK_74 3m 9120D-02038_250807 HORIZONTAL Freq Level Limit Line Margin Read Level Ant Factor Cable Loss Preamp Factor Aux Factor APos TPos Remark MHz dBuV/m dBuV/m dB dBuV dB/m dB dB dB cm deg 1 4844.00 40.79 74.00 -33.21 62.81 32.56 11.32 66.30 0.40 -- -- Peak 2 7266.00 45.74 74.00 -28.26 60.96 36.70 13.56 65.74 0.26 -- -- Peak	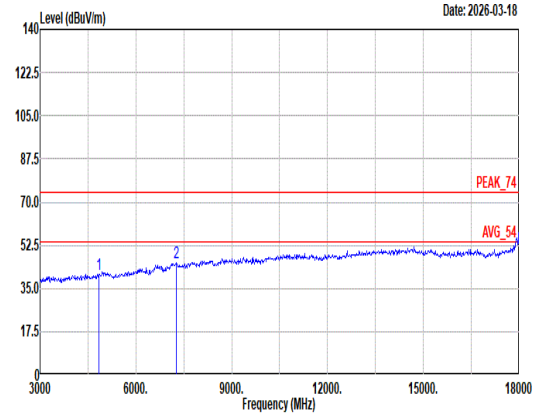 Site : 03CH16-HY Condition: PEAK_74 3m 9120D-02038_250807 VERTICAL Freq Level Limit Line Margin Read Level Ant Factor Cable Loss Preamp Factor Aux Factor APos TPos Remark MHz dBuV/m dBuV/m dB dBuV dB/m dB dB dB cm deg 1 4844.00 40.91 74.00 -33.09 62.93 32.56 11.32 66.30 0.40 -- -- Peak 2 7266.00 45.41 74.00 -28.59 60.63 36.70 13.56 65.74 0.26 -- -- Peak

Mode	30	
	Harmonic	
	2400-2483.5_802.11ax HE40_CH03_Full RU _2422MHz	
ANT	1+2	
Pol.	Horizontal	Vertical
14.47G ~14.5G Avg	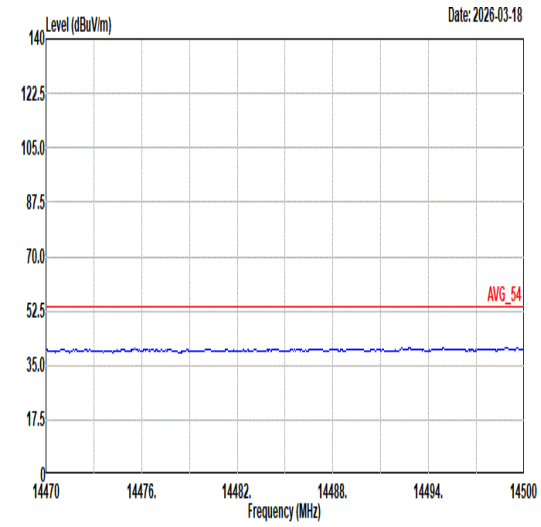 Site : 03CH16-HY Condition: AVG_54 3m 9120D-02038_250807 HORIZONTAL	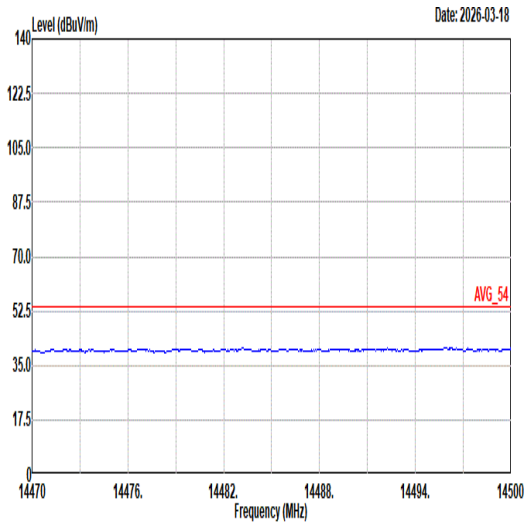 Site : 03CH16-HY Condition: AVG_54 3m 9120D-02038_250807 VERTICAL
17.7G ~18G Avg	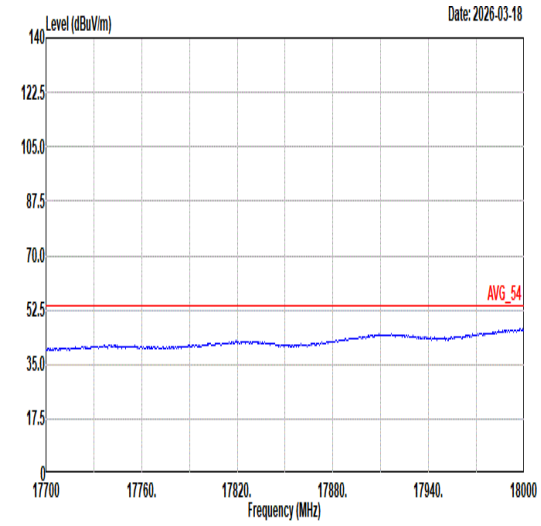 Site : 03CH16-HY Condition: AVG_54 3m 9120D-02038_250807 HORIZONTAL	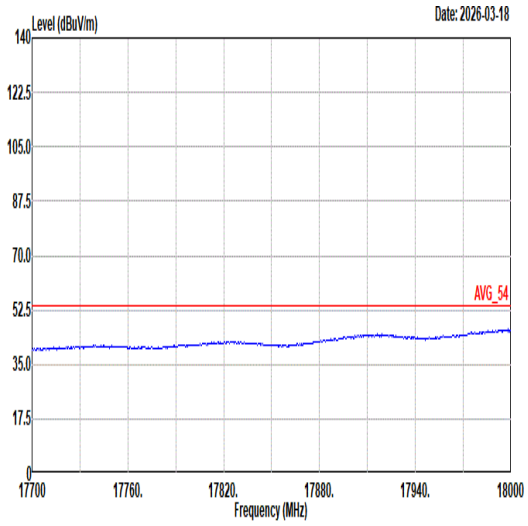 Site : 03CH16-HY Condition: AVG_54 3m 9120D-02038_250807 VERTICAL

Mode	31	
	Band Edge - L	
	2400-2483.5_802.11ax HE40_CH06_Full RU _2437MHz	
ANT	1+2	
Pol.	Horizontal	Fundamental
Peak	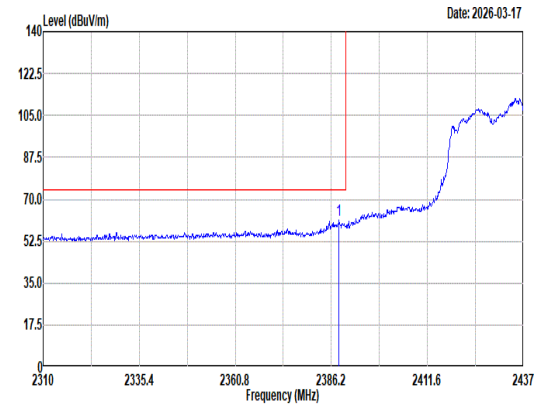 Site : 03CH16-HY Condition: PEAK_BE_74 3m 9120D-02038_250807 HORIZONTAL : RBW:1000.000kHz VBW:3000.000kHz SWT:Auto Freq Level Limit Line Margin Read Level Ant Factor Cable Loss Preamp Factor Aux Factor APos TPos Remark MHz dBuV/m dBuV/m dB dBuV dB/m dB dB dB cm deg 1 2388.23 61.23 74.00 -12.77 51.85 27.38 8.18 36.10 9.92 396 193 Peak	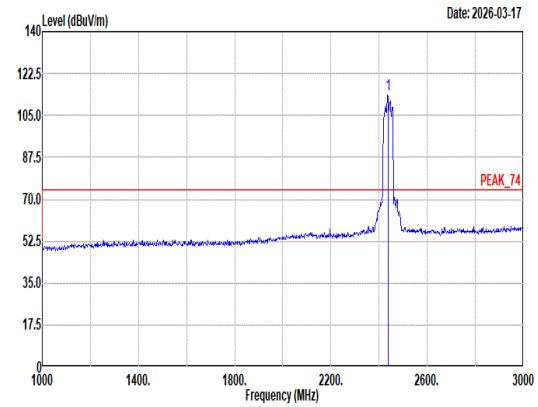 Site : 03CH16-HY Condition: PEAK_74 3m 9120D-02038_250807 HORIZONTAL : RBW:1000.000kHz VBW:3000.000kHz SWT:Auto Freq Level Limit Line Margin Read Level Ant Factor Cable Loss Preamp Factor Aux Factor APos TPos Remark MHz dBuV/m dBuV/m dB dBuV dB/m dB dB dB cm deg 1 2437.00 113.45 ------ ------ 103.82 27.56 8.25 36.10 9.92 396 193 Peak
Avg	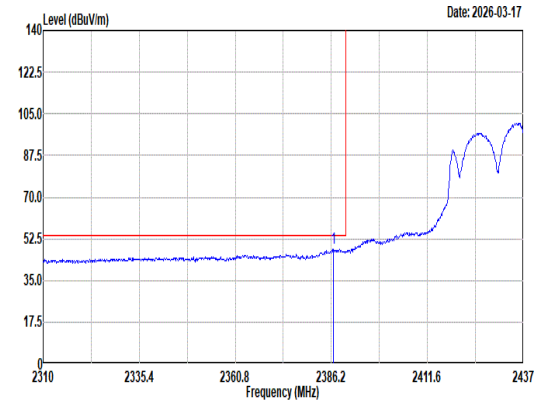 Site : 03CH16-HY Condition: AVG_BE_54 3m 9120D-02038_250807 HORIZONTAL : RBW:1000.000kHz VBW:3000.000kHz SWT:Auto Freq Level Limit Line Margin Read Level Ant Factor Cable Loss Preamp Factor Aux Factor APos TPos Remark MHz dBuV/m dBuV/m dB dBuV dB/m dB dB dB cm deg 1 2386.71 48.52 54.00 -5.48 39.15 27.37 8.18 36.10 9.92 396 193 Average	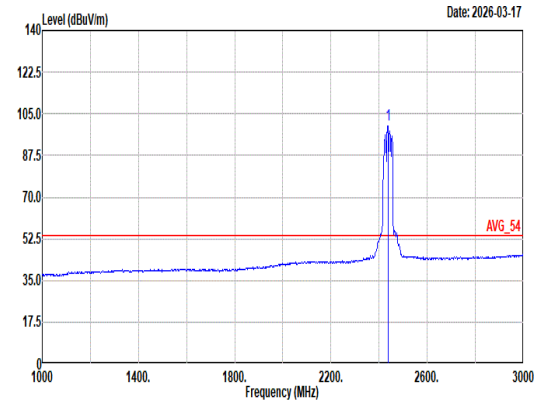 Site : 03CH16-HY Condition: AVG_54 3m 9120D-02038_250807 HORIZONTAL : RBW:1000.000kHz VBW:3000.000kHz SWT:Auto Freq Level Limit Line Margin Read Level Ant Factor Cable Loss Preamp Factor Aux Factor APos TPos Remark MHz dBuV/m dBuV/m dB dBuV dB/m dB dB dB cm deg 1 2437.00 100.14 ------ ------ 90.54 27.54 8.24 36.10 9.92 396 193 Average

Mode	31	
	Band Edge - R	
	2400-2483.5_802.11ax HE40_CH06_Full RU _2437MHz	
ANT	1+2	
Pol.	Horizontal	Fundamental
Peak	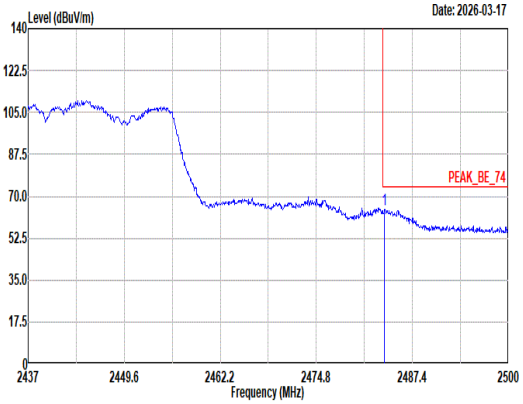 Site : 03CH16-HY Condition: PEAK_BE_74 3m 9120D-02038_250807 HORIZONTAL : RBW:1000.000kHz VBW:3000.000kHz SWT:Auto Limit Read Ant Cable Preamp Aux APos TPos Freq Level Line Margin Level Factor Loss Factor Factor Remark MHz dBuV/m dBuV/m dB dBuV dB/m dB dB dB cm deg 1 2483.75 64.34 74.00 -9.66 54.38 27.84 8.31 36.11 9.92 396 193 Peak	Blank
Avg	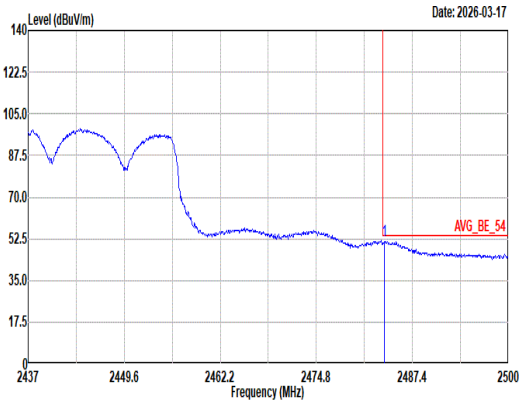 Site : 03CH16-HY Condition: AVG_BE_54 3m 9120D-02038_250807 HORIZONTAL : RBW:1000.000kHz VBW:3000.000kHz SWT:Auto Limit Read Ant Cable Preamp Aux APos TPos Freq Level Line Margin Level Factor Loss Factor Factor Remark MHz dBuV/m dBuV/m dB dBuV dB/m dB dB dB cm deg 1 2483.75 51.84 54.00 -2.16 41.88 27.84 8.31 36.11 9.92 396 193 Average	Blank

Mode	31	
	Band Edge - L	
	2400-2483.5_802.11ax HE40_CH06_Full RU _2437MHz	
ANT	1+2	
Pol.	Vertical	Fundamental
Peak	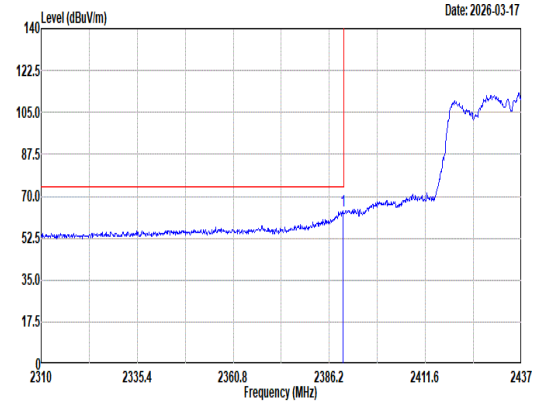 Site : 03CH16-HY Condition: PEAK_BE_74 3m 9120D-02038_250807 VERTICAL : RBW:1000.000kHz VBW:3000.000kHz SWT:Auto Freq Level Limit Line Margin Read Level Ant Factor Cable Loss Preamp Factor Aux Factor APos TPos Remark MHz dBuV/m dBuV/m dB dBuV dB/m dB dB dB cm deg 1 2389.88 64.15 74.00 -9.85 54.74 27.40 8.19 36.10 9.92 230 360 Peak	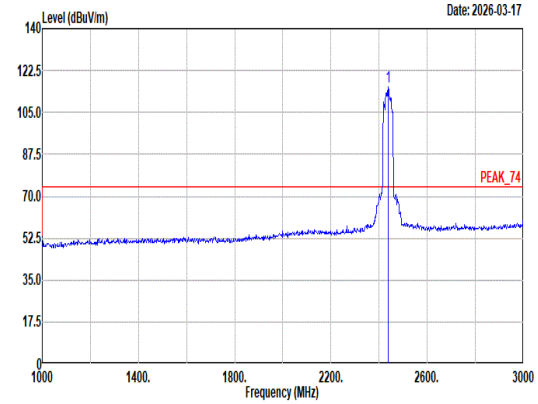 Site : 03CH16-HY Condition: PEAK_74 3m 9120D-02038_250807 VERTICAL : RBW:1000.000kHz VBW:3000.000kHz SWT:Auto Freq Level Limit Line Margin Read Level Ant Factor Cable Loss Preamp Factor Aux Factor APos TPos Remark MHz dBuV/m dBuV/m dB dBuV dB/m dB dB dB cm deg 1 2437.00 115.61 ------ ------ 105.96 27.58 8.25 36.10 9.92 230 360 Peak
Avg	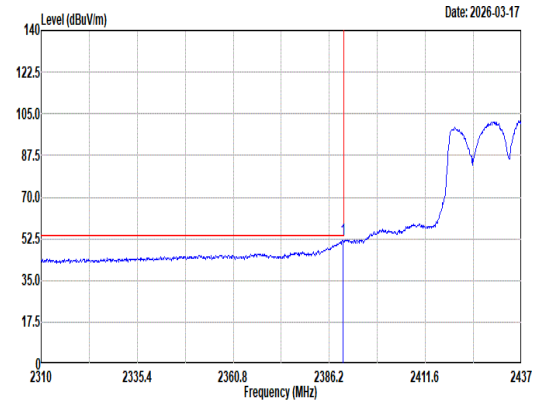 Site : 03CH16-HY Condition: AVG_BE_54 3m 9120D-02038_250807 VERTICAL : RBW:1000.000kHz VBW:3000.000kHz SWT:Auto Freq Level Limit Line Margin Read Level Ant Factor Cable Loss Preamp Factor Aux Factor APos TPos Remark MHz dBuV/m dBuV/m dB dBuV dB/m dB dB dB cm deg 1 2389.76 52.27 54.00 -1.73 42.86 27.40 8.19 36.10 9.92 230 360 Average	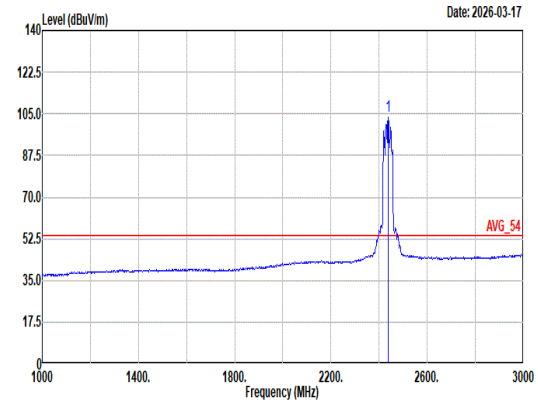 Site : 03CH16-HY Condition: AVG_54 3m 9120D-02038_250807 VERTICAL : RBW:1000.000kHz VBW:3000.000kHz SWT:Auto Freq Level Limit Line Margin Read Level Ant Factor Cable Loss Preamp Factor Aux Factor APos TPos Remark MHz dBuV/m dBuV/m dB dBuV dB/m dB dB dB cm deg 1 2437.00 103.96 ------ ------ 94.31 27.58 8.25 36.10 9.92 230 360 Average

Mode	31	
	Band Edge - R	
	2400-2483.5_802.11ax HE40_CH06_Full RU _2437MHz	
ANT	1+2	
Pol.	Vertical	Fundamental
Peak	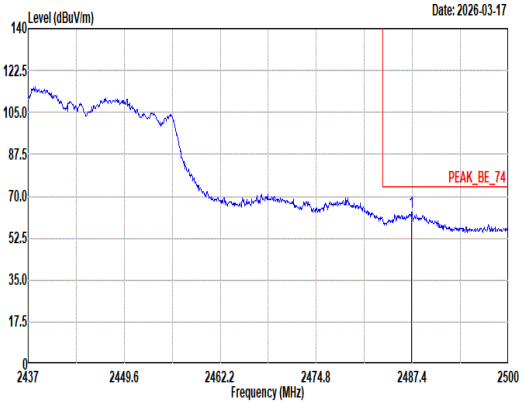 Site : 03CH16-HY Condition: PEAK_BE_74 3m 9120D-02038_250807 VERTICAL : RBW:1000.000kHz VBW:3000.000kHz SWT:Auto Limit Read Ant Cable Preamp Aux APos TPos Freq Level Line Margin Level Factor Loss Factor Factor Remark MHz dBuV/m dBuV/m dB dBuV dB/m dB dB dB cm deg 1 2487.27 63.64 74.00 -10.36 53.65 27.87 8.31 36.11 9.92 230 360 Peak	Blank
Avg	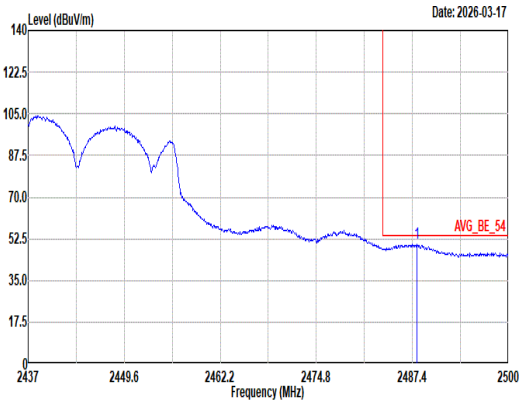 Site : 03CH16-HY Condition: AVG_BE_54 3m 9120D-02038_250807 VERTICAL : RBW:1000.000kHz VBW:3000.000kHz SWT:Auto Limit Read Ant Cable Preamp Aux APos TPos Freq Level Line Margin Level Factor Loss Factor Factor Remark MHz dBuV/m dBuV/m dB dBuV dB/m dB dB dB cm deg 1 2488.03 50.77 54.00 -3.23 40.77 27.88 8.31 36.11 9.92 230 360 Average	Blank

Mode	31	
	Harmonic	
	2400-2483.5_802.11ax HE40_CH06_Full RU _2437MHz	
ANT	1+2	
Pol.	Horizontal	Vertical
Peak Avg	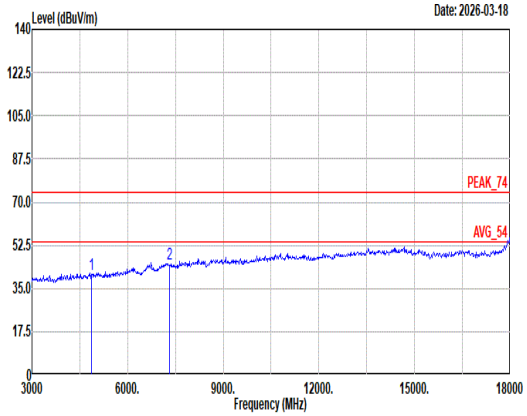 Site : 03CH16-HY Condition: PEAK_74 3m 9120D-02038_250807 HORIZONTAL Freq Level Limit Line Margin Read Level Ant Factor Cable Loss Preamp Factor Aux Factor APos TPos Remark MHz dBuV/m dBuV/m dB dBuV dB/m dB dB dB cm deg 1 4874.00 40.71 74.00 -33.29 62.66 32.60 11.31 66.26 0.40 -- -- Peak 2 7311.00 45.15 74.00 -28.85 60.31 36.68 13.61 65.76 0.31 -- -- Peak	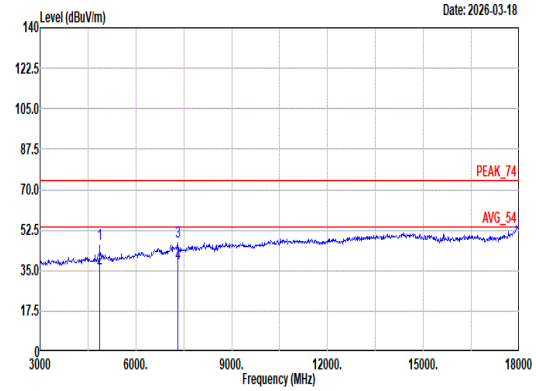 Site : 03CH16-HY Condition: PEAK_74 3m 9120D-02038_250807 VERTICAL Freq Level Limit Line Margin Read Level Ant Factor Cable Loss Preamp Factor Aux Factor APos TPos Remark MHz dBuV/m dBuV/m dB dBuV dB/m dB dB dB cm deg 1 4874.00 46.48 74.00 -27.52 68.43 32.60 11.31 66.26 0.40 299 336 Peak 2 4874.00 36.15 54.00 -17.85 58.10 32.60 11.31 66.26 0.40 299 336 Average 3 7311.00 47.36 74.00 -26.64 62.52 36.68 13.61 65.76 0.31 400 34 Peak 4 7311.00 38.08 54.00 -15.92 53.24 36.68 13.61 65.76 0.31 400 34 Average

Mode	31	
	Harmonic	
	2400-2483.5_802.11ax HE40_CH06_Full RU _2437MHz	
ANT	1+2	
Pol.	Horizontal	Vertical
14.47G ~14.5G Avg	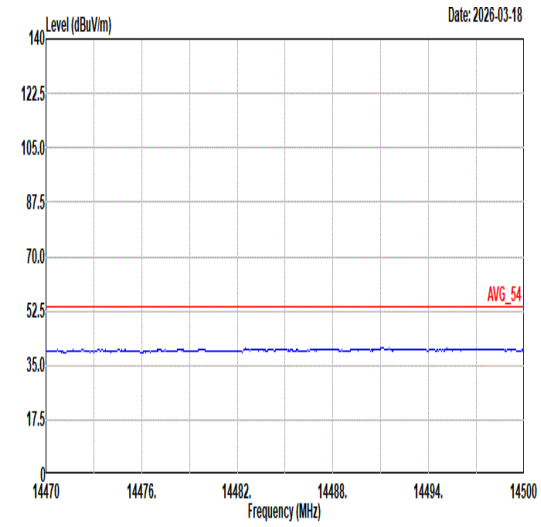 Site : 03CH16-HY Condition: AVG_54 3m 9120D-02038_250807 HORIZONTAL	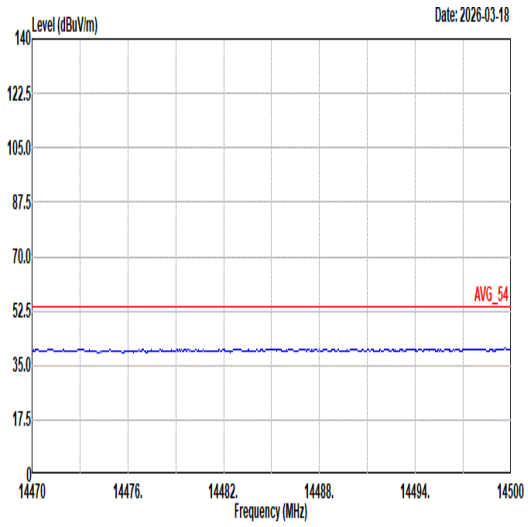 Site : 03CH16-HY Condition: AVG_54 3m 9120D-02038_250807 VERTICAL
17.7G ~18G Avg	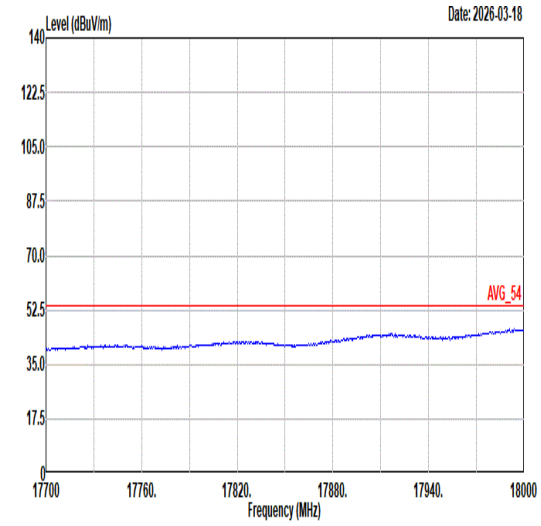 Site : 03CH16-HY Condition: AVG_54 3m 9120D-02038_250807 HORIZONTAL	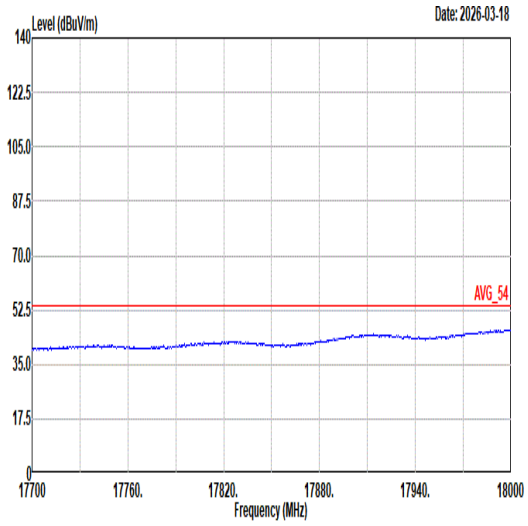 Site : 03CH16-HY Condition: AVG_54 3m 9120D-02038_250807 VERTICAL

Mode	32	
	Band Edge - L	
	2400-2483.5_802.11ax HE40_CH09_Full RU _2452MHz	
ANT	1+2	
Pol.	Horizontal	Fundamental
Peak	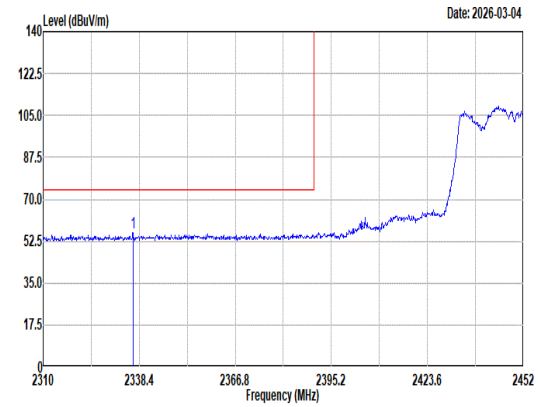 Site : 03CH16-HY Condition: PEAK_BE_74 3m 9120D-1522_250327 HORIZONTAL : RBW:1000.000kHz VBW:3000.000kHz SWT:Auto Freq Level Limit Line Margin Read Level Ant Factor Cable Loss Preamp Factor Aux Factor APos TPos Remark MHz dBuV/m dBuV/m dB dBuV dB/m dB dB dB cm deg 1 2336.55 56.13 74.00 -17.87 46.92 27.27 8.11 36.09 9.92 367 193 Peak	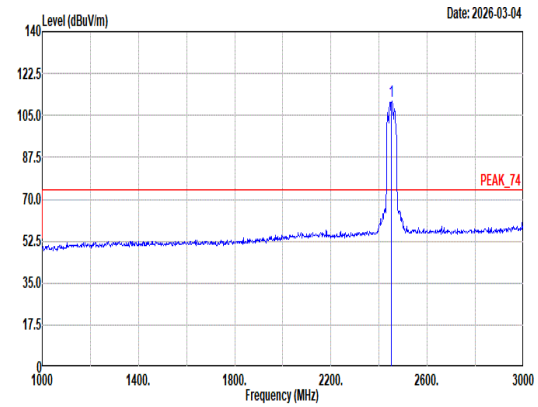 Site : 03CH16-HY Condition: PEAK_74 3m 9120D-1522_250327 HORIZONTAL : RBW:1000.000kHz VBW:3000.000kHz SWT:Auto Freq Level Limit Line Margin Read Level Ant Factor Cable Loss Preamp Factor Aux Factor APos TPos Remark MHz dBuV/m dBuV/m dB dBuV dB/m dB dB dB cm deg 1 2452.00 111.06 ------ ------ 101.18 27.80 8.27 36.11 9.92 367 193 Peak
Avg	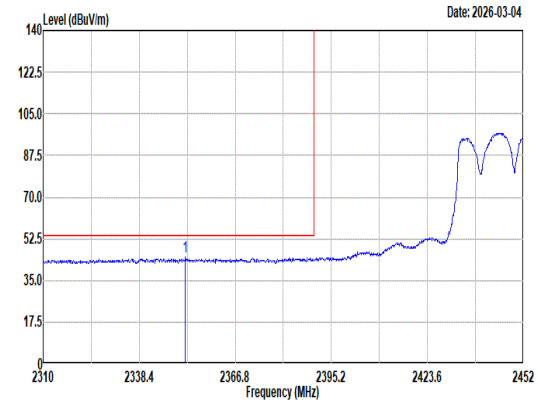 Site : 03CH16-HY Condition: AVG_BE_54 3m 9120D-1522_250327 HORIZONTAL : RBW:1000.000kHz VBW:3000.000kHz SWT:Auto Freq Level Limit Line Margin Read Level Ant Factor Cable Loss Preamp Factor Aux Factor APos TPos Remark MHz dBuV/m dBuV/m dB dBuV dB/m dB dB dB cm deg 1 2352.03 45.08 54.00 -8.92 35.82 27.30 8.14 36.10 9.92 367 193 Average	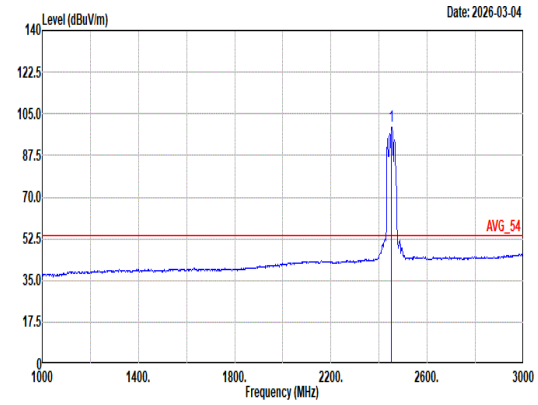 Site : 03CH16-HY Condition: AVG_54 3m 9120D-1522_250327 HORIZONTAL : RBW:1000.000kHz VBW:3000.000kHz SWT:Auto Freq Level Limit Line Margin Read Level Ant Factor Cable Loss Preamp Factor Aux Factor APos TPos Remark MHz dBuV/m dBuV/m dB dBuV dB/m dB dB dB cm deg 1 2452.00 99.90 ------ ------ 90.02 27.80 8.27 36.11 9.92 367 193 Average

Mode	32	
	Band Edge - R	
	2400-2483.5_802.11ax HE40_CH09_Full RU _2452MHz	
ANT	1+2	
Pol.	Horizontal	Fundamental
Peak	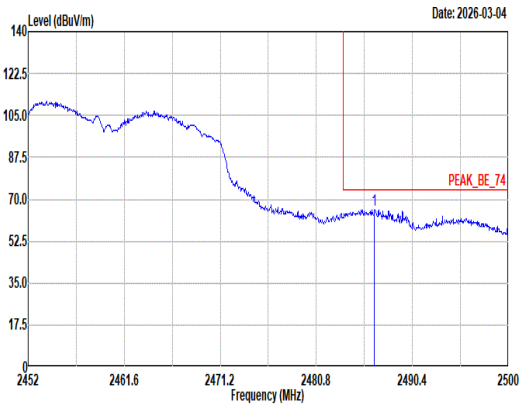 Site : 03CH16-HY Condition: PEAK_BE_74 3m 9120D-1522_250327 HORIZONTAL : RBW:1000.000kHz VBW:3000.000kHz SWT:Auto Limit Read Ant Cable Preamp Aux APos TPos Freq Level Line Margin Level Factor Loss Factor Factor Remark MHz dBuV/m dBuV/m dB dBuV dB/m dB dB dB cm deg 1 2486.61 65.67 74.00 -8.33 55.58 27.97 8.31 36.11 9.92 367 193 Peak	Blank
Avg	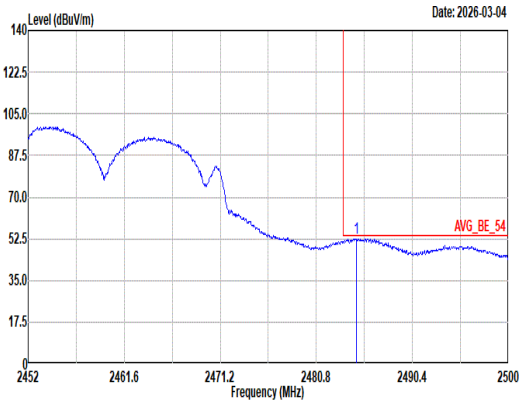 Site : 03CH16-HY Condition: AVG_BE_54 3m 9120D-1522_250327 HORIZONTAL : RBW:1000.000kHz VBW:3000.000kHz SWT:Auto Limit Read Ant Cable Preamp Aux APos TPos Freq Level Line Margin Level Factor Loss Factor Factor Remark MHz dBuV/m dBuV/m dB dBuV dB/m dB dB dB cm deg 1 2484.78 52.89 54.00 -1.11 42.82 27.95 8.31 36.11 9.92 367 193 Average	Blank

Mode	32	
	Band Edge - L	
	2400-2483.5_802.11ax HE40_CH09_Full RU _2452MHz	
ANT	1+2	
Pol.	Vertical	Fundamental
Peak	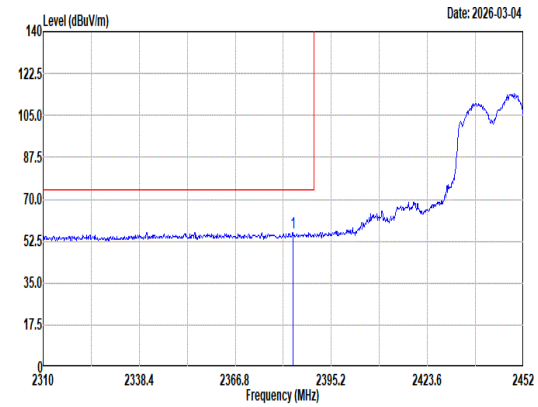 Site : 03CH16-HY Condition: PEAK_BE_74 3m 9120D-1522_250327 VERTICAL : RBW:1000.000kHz VBW:3000.000kHz SWT:Auto Freq Level Limit Line Margin Read Level Ant Factor Cable Loss Preamp Factor Aux Factor APos TPos Remark MHz dBuV/m dBuV/m dB dBuV dB/m dB dB dB cm deg 1 2383.84 56.05 74.00 -17.95 46.67 27.38 8.18 36.10 9.92 254 0 Peak	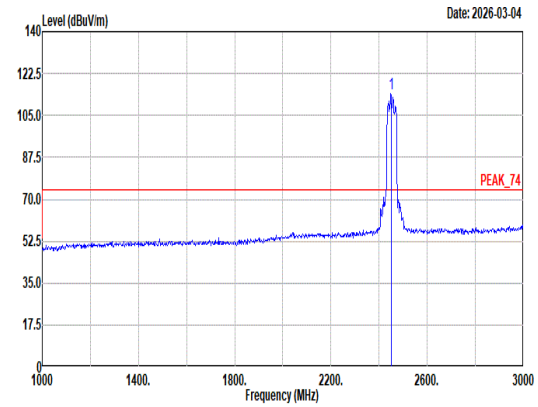 Site : 03CH16-HY Condition: PEAK_74 3m 9120D-1522_250327 VERTICAL : RBW:1000.000kHz VBW:3000.000kHz SWT:Auto Freq Level Limit Line Margin Read Level Ant Factor Cable Loss Preamp Factor Aux Factor APos TPos Remark MHz dBuV/m dBuV/m dB dBuV dB/m dB dB dB cm deg 1 2452.00 114.32 ------ ------ 104.46 27.78 8.26 36.10 9.92 254 0 Peak
Avg	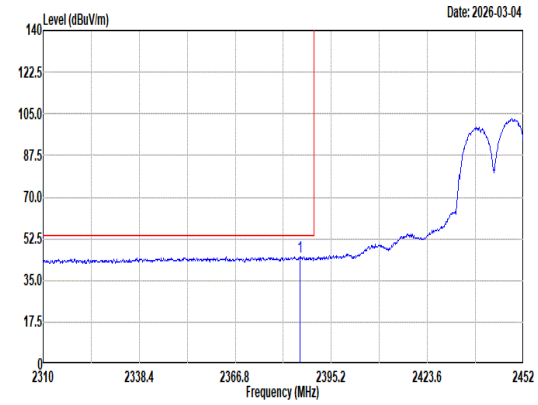 Site : 03CH16-HY Condition: AVG_BE_54 3m 9120D-1522_250327 VERTICAL : RBW:1000.000kHz VBW:3000.000kHz SWT:Auto Freq Level Limit Line Margin Read Level Ant Factor Cable Loss Preamp Factor Aux Factor APos TPos Remark MHz dBuV/m dBuV/m dB dBuV dB/m dB dB dB cm deg 1 2385.83 45.15 54.00 -8.85 35.73 27.42 8.18 36.10 9.92 254 0 Average	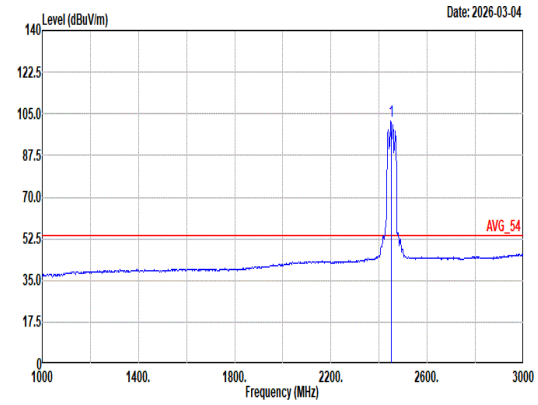 Site : 03CH16-HY Condition: AVG_54 3m 9120D-1522_250327 VERTICAL : RBW:1000.000kHz VBW:3000.000kHz SWT:Auto Freq Level Limit Line Margin Read Level Ant Factor Cable Loss Preamp Factor Aux Factor APos TPos Remark MHz dBuV/m dBuV/m dB dBuV dB/m dB dB dB cm deg 1 2452.00 102.13 ------ ------ 92.27 27.78 8.26 36.10 9.92 254 0 Average

Mode	32	
	Band Edge - R	
	2400-2483.5_802.11ax HE40_CH09_Full RU _2452MHz	
ANT	1+2	
Pol.	Vertical	Fundamental
Peak	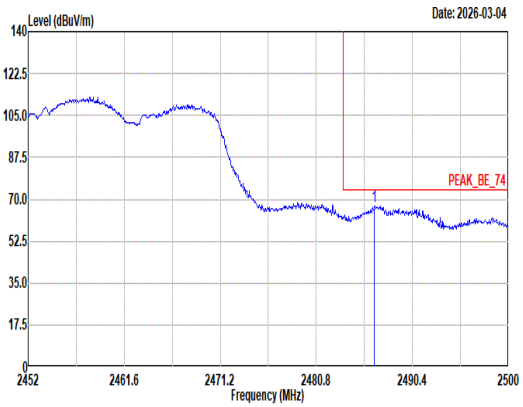 Site : 03CH16-HY Condition: PEAK_BE_74 3m 9120D-1522_250327 VERTICAL : RBW:1000.000kHz VBW:3000.000kHz SWT:Auto Limit Read Ant Cable Preamp Aux APos TPos Freq Level Line Margin Level Factor Loss Factor Factor Remark MHz dBuV/m dBuV/m dB dBuV dB/m dB dB dB cm deg 1 2486.61 67.32 74.00 -6.68 57.23 27.97 8.31 36.11 9.92 254 0 Peak	Blank
Avg	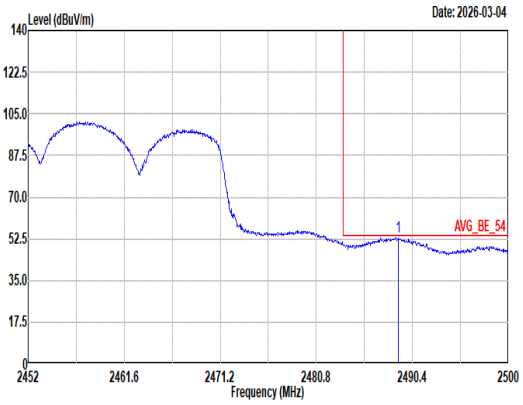 Site : 03CH16-HY Condition: AVG_BE_54 3m 9120D-1522_250327 VERTICAL : RBW:1000.000kHz VBW:3000.000kHz SWT:Auto Limit Read Ant Cable Preamp Aux APos TPos Freq Level Line Margin Level Factor Loss Factor Factor Remark MHz dBuV/m dBuV/m dB dBuV dB/m dB dB dB cm deg 1 2488.96 53.19 54.00 -0.81 43.07 27.99 8.32 36.11 9.92 254 0 Average	Blank

Mode	32	
	Harmonic	
	2400-2483.5_802.11ax HE40_CH09_Full RU _2452MHz	
ANT	1+2	
Pol.	Horizontal	Vertical
Peak Avg	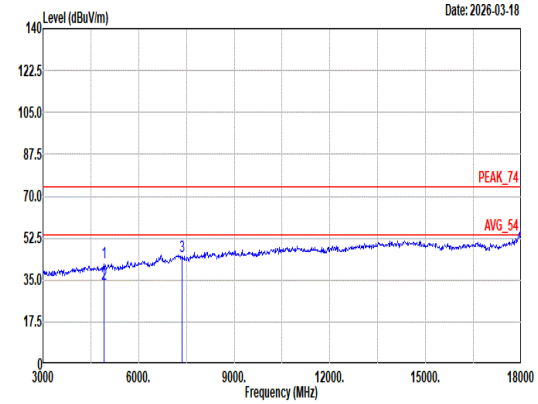 Site : 03CH16-HY Condition: PEAK_74 3m 9120D-02038_250807 HORIZONTAL Freq Level Limit Line Margin Read Level Ant Factor Cable Loss Preamp Factor Aux Factor APos TPos Remark MHz dBuV/m dBuV/m dB dBuV dB/m dB dB dB cm deg 1 4904.00 42.48 74.00 -31.52 64.35 32.63 11.31 66.22 0.41 400 54 Peak 2 4904.00 33.47 54.00 -20.53 55.34 32.63 11.31 66.22 0.41 400 54 Average 3 7356.00 44.66 74.00 -29.34 59.86 36.60 13.64 65.78 0.34 -- -- Peak	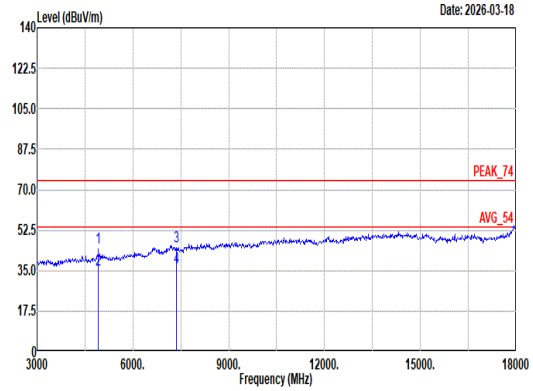 Site : 03CH16-HY Condition: PEAK_74 3m 9120D-02038_250807 VERTICAL Freq Level Limit Line Margin Read Level Ant Factor Cable Loss Preamp Factor Aux Factor APos TPos Remark MHz dBuV/m dBuV/m dB dBuV dB/m dB dB dB cm deg 1 4904.00 45.10 74.00 -28.90 66.97 32.63 11.31 66.22 0.41 297 337 Peak 2 4904.00 35.59 54.00 -18.41 57.46 32.63 11.31 66.22 0.41 297 337 Average 3 7356.00 45.35 74.00 -28.65 60.55 36.60 13.64 65.78 0.34 256 35 Peak 4 7356.00 36.28 54.00 -17.72 51.50 36.56 13.65 65.78 0.35 256 35 Average

Mode	32	
	Harmonic	
	2400-2483.5_802.11ax HE40_CH09_Full RU _2452MHz	
ANT	1+2	
Pol.	Horizontal	Vertical
14.47G ~14.5G Avg	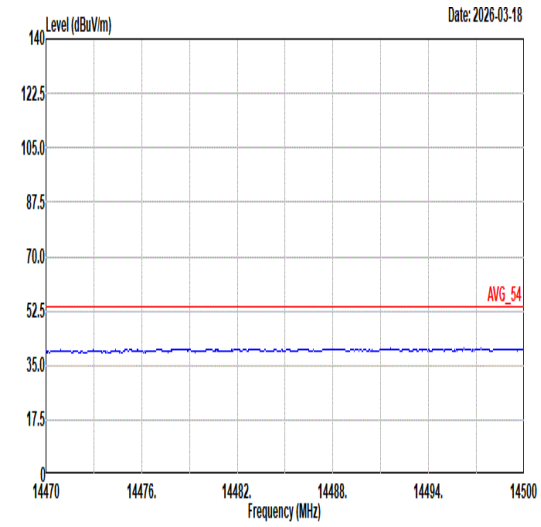 Site : 03CH16-HY Condition: AVG_54 3m 9120D-02038_250807 HORIZONTAL	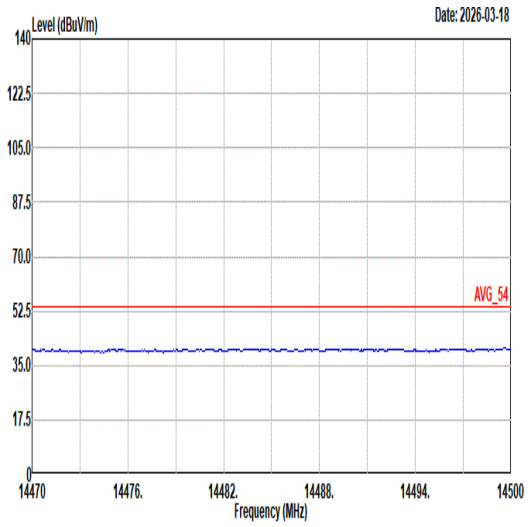 Site : 03CH16-HY Condition: AVG_54 3m 9120D-02038_250807 VERTICAL
17.7G ~18G Avg	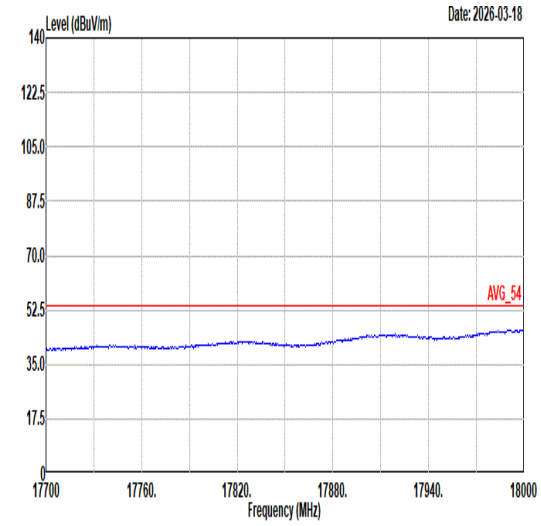 Site : 03CH16-HY Condition: AVG_54 3m 9120D-02038_250807 HORIZONTAL	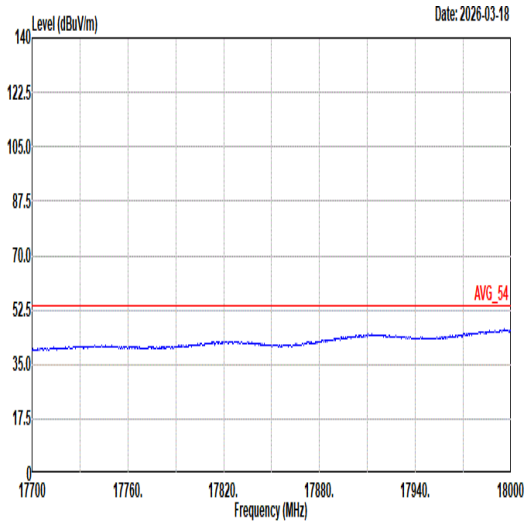 Site : 03CH16-HY Condition: AVG_54 3m 9120D-02038_250807 VERTICAL

Mode	33	
	Band Edge	
	2400-2483.5_802.11g_CH02_2417MHz	
ANT	1+2	
Pol.	Horizontal	Fundamental
Peak	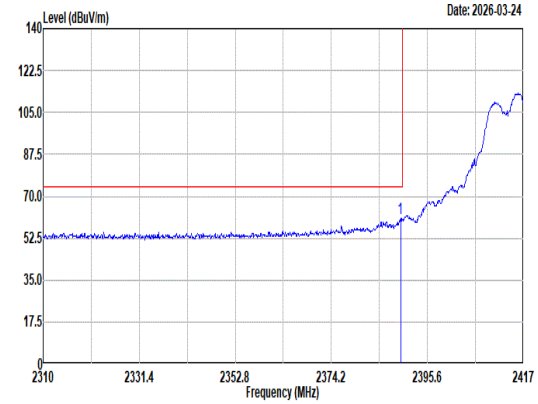 Site : 03CH16-HY Condition: PEAK_BE_74 3m 9120D-02038_250807 HORIZONTAL : RBW:1000.000kHz VBW:3000.000kHz SWT:Auto Freq Level Limit Line Margin Read Level Ant Factor Cable Loss Preamp Factor Aux Factor APos TPos Remark MHz dBuV/m dBuV/m dB dBuV dB/m dB dB dB cm deg 1 2389.61 60.61 74.00 -13.39 51.20 27.40 8.19 36.10 9.92 400 40 Peak	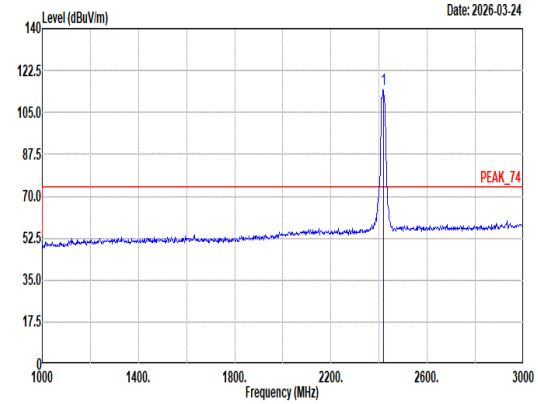 Site : 03CH16-HY Condition: PEAK_74 3m 9120D-02038_250807 HORIZONTAL : RBW:1000.000kHz VBW:3000.000kHz SWT:Auto Freq Level Limit Line Margin Read Level Ant Factor Cable Loss Preamp Factor Aux Factor APos TPos Remark MHz dBuV/m dBuV/m dB dBuV dB/m dB dB dB cm deg 1 2417.00 114.75 ------ ------ 105.31 27.40 8.22 36.10 9.92 400 40 Peak
Avg	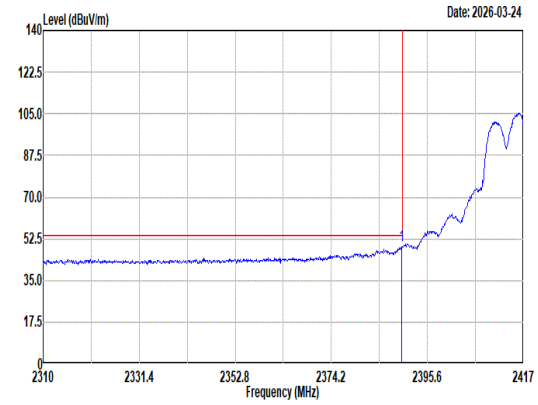 Site : 03CH16-HY Condition: AVG_BE_54 3m 9120D-02038_250807 HORIZONTAL : RBW:1000.000kHz VBW:3000.000kHz SWT:Auto Freq Level Limit Line Margin Read Level Ant Factor Cable Loss Preamp Factor Aux Factor APos TPos Remark MHz dBuV/m dBuV/m dB dBuV dB/m dB dB dB cm deg 1 2389.82 49.45 54.00 -4.55 40.04 27.40 8.19 36.10 9.92 400 40 Average	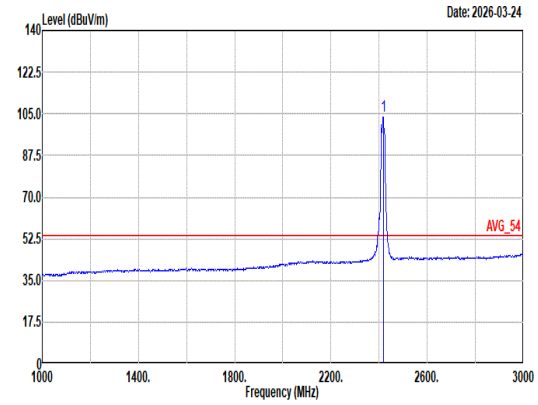 Site : 03CH16-HY Condition: AVG_54 3m 9120D-02038_250807 HORIZONTAL : RBW:1000.000kHz VBW:3000.000kHz SWT:Auto Freq Level Limit Line Margin Read Level Ant Factor Cable Loss Preamp Factor Aux Factor APos TPos Remark MHz dBuV/m dBuV/m dB dBuV dB/m dB dB dB cm deg 1 2417.00 103.92 ------ ------ 94.48 27.40 8.22 36.10 9.92 400 40 Average

Mode	33	
	Band Edge	
	2400-2483.5_802.11g_CH02_2417MHz	
ANT	1+2	
Pol.	Vertical	Fundamental
Peak	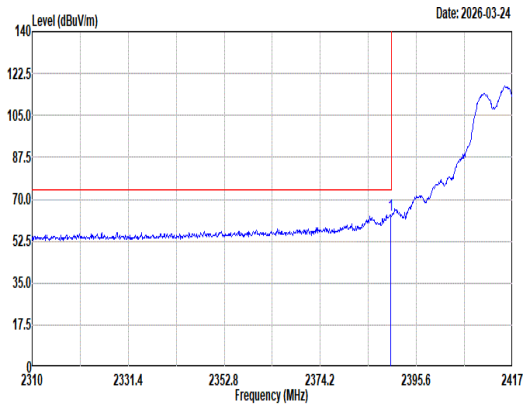 Site : 03CH16-HY Condition: PEAK_BE_74 3m 9120D-02038_250807 VERTICAL : RBW:1000.000kHz VBW:3000.000kHz SWT:Auto Freq Level Limit Line Margin Read Level Ant Factor Cable Loss Preamp Factor Aux Factor APos TPos Remark MHz dBuV/m dBuV/m dB dBuV dB/m dB dB dB cm deg 1 2389.82 63.34 74.00 -10.66 53.93 27.40 8.19 36.10 9.92 232 0 Peak	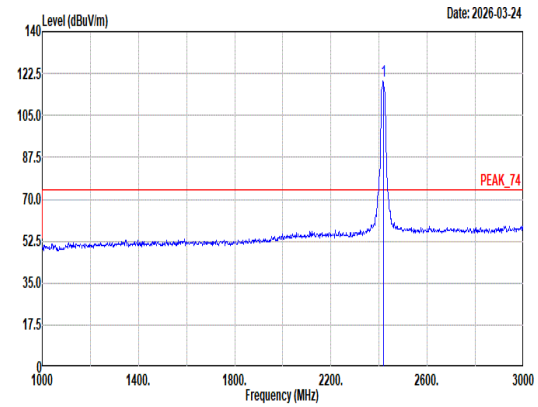 Site : 03CH16-HY Condition: PEAK_74 3m 9120D-02038_250807 VERTICAL : RBW:1000.000kHz VBW:3000.000kHz SWT:Auto Freq Level Limit Line Margin Read Level Ant Factor Cable Loss Preamp Factor Aux Factor APos TPos Remark MHz dBuV/m dBuV/m dB dBuV dB/m dB dB dB cm deg 1 2417.00 119.45 ------ ------ 110.01 27.40 8.22 36.10 9.92 232 0 Peak
Avg	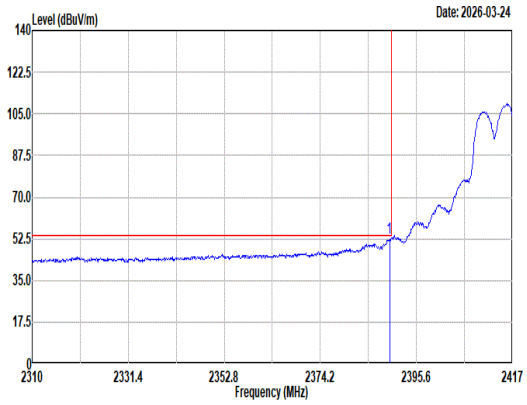 Site : 03CH16-HY Condition: AVG_BE_54 3m 9120D-02038_250807 VERTICAL : RBW:1000.000kHz VBW:3000.000kHz SWT:Auto Freq Level Limit Line Margin Read Level Ant Factor Cable Loss Preamp Factor Aux Factor APos TPos Remark MHz dBuV/m dBuV/m dB dBuV dB/m dB dB dB cm deg 1 2389.61 52.58 54.00 -1.42 43.17 27.40 8.19 36.10 9.92 232 0 Average	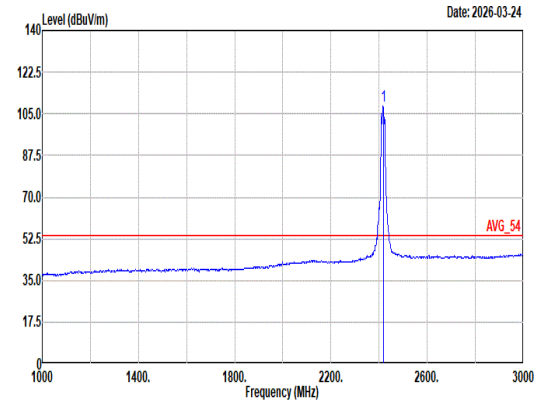 Site : 03CH16-HY Condition: AVG_54 3m 9120D-02038_250807 VERTICAL : RBW:1000.000kHz VBW:3000.000kHz SWT:Auto Freq Level Limit Line Margin Read Level Ant Factor Cable Loss Preamp Factor Aux Factor APos TPos Remark MHz dBuV/m dBuV/m dB dBuV dB/m dB dB dB cm deg 1 2417.00 108.45 ------ ------ 99.01 27.40 8.22 36.10 9.92 232 0 Average

Mode	34	
	Band Edge - L	
	2400-2483.5_802.11n HT40_CH08_Full RU _2447MHz	
ANT	1+2	
Pol.	Horizontal	Fundamental
Peak	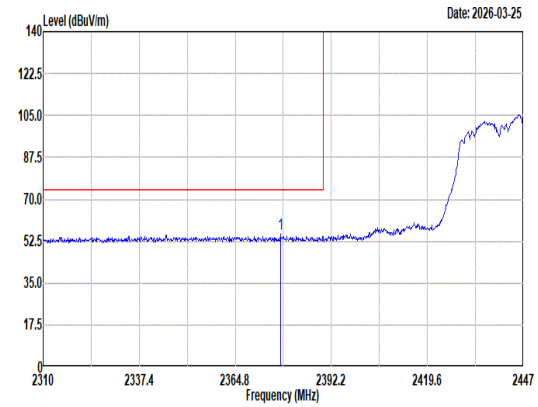 Site : 03CH16-HY Condition: PEAK_BE_74 3m 9120D-02038_250807 HORIZONTAL : RBW:1000.000kHz VBW:3000.000kHz SWT:Auto Freq Level Limit Line Margin Read Level Ant Factor Cable Loss Preamp Factor Aux Factor APos TPos Remark MHz dBuV/m dBuV/m dB dBuV dB/m dB dB dB cm deg 1 2377.68 55.35 74.00 -18.65 46.06 27.30 8.17 36.10 9.92 368 15 Peak	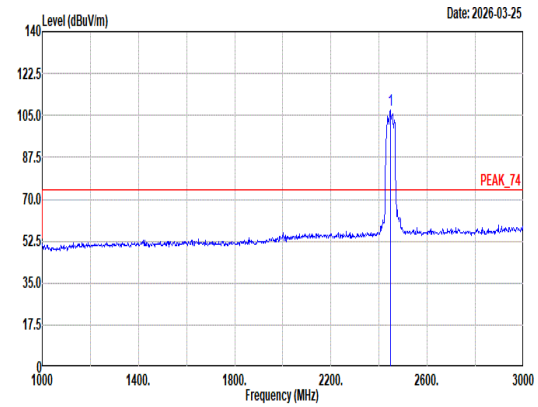 Site : 03CH16-HY Condition: PEAK_74 3m 9120D-02038_250807 HORIZONTAL : RBW:1000.000kHz VBW:3000.000kHz SWT:Auto Freq Level Limit Line Margin Read Level Ant Factor Cable Loss Preamp Factor Aux Factor APos TPos Remark MHz dBuV/m dBuV/m dB dBuV dB/m dB dB dB cm deg 1 2447.00 107.24 ------ ------ 97.62 27.54 8.26 36.10 9.92 368 15 Peak
Avg	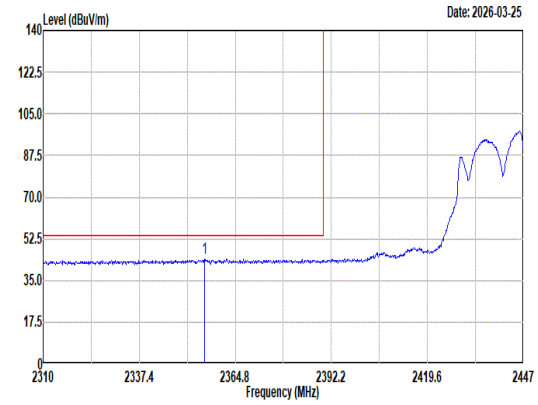 Site : 03CH16-HY Condition: AVG_BE_54 3m 9120D-02038_250807 HORIZONTAL : RBW:1000.000kHz VBW:3000.000kHz SWT:Auto Freq Level Limit Line Margin Read Level Ant Factor Cable Loss Preamp Factor Aux Factor APos TPos Remark MHz dBuV/m dBuV/m dB dBuV dB/m dB dB dB cm deg 1 2356.03 44.22 54.00 -9.78 34.86 27.40 8.14 36.10 9.92 368 15 Average	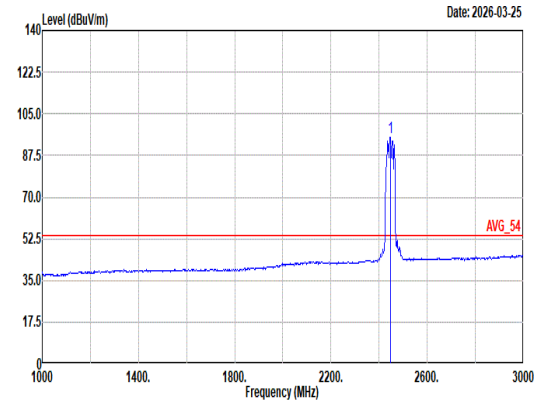 Site : 03CH16-HY Condition: AVG_54 3m 9120D-02038_250807 HORIZONTAL : RBW:1000.000kHz VBW:3000.000kHz SWT:Auto Freq Level Limit Line Margin Read Level Ant Factor Cable Loss Preamp Factor Aux Factor APos TPos Remark MHz dBuV/m dBuV/m dB dBuV dB/m dB dB dB cm deg 1 2447.00 95.28 ------ ------ 85.66 27.54 8.26 36.10 9.92 368 15 Average

Mode	34	
	Band Edge - R	
	2400-2483.5_802.11n HT40_CH08_Full RU _2447MHz	
ANT	1+2	
Pol.	Horizontal	Fundamental
Peak	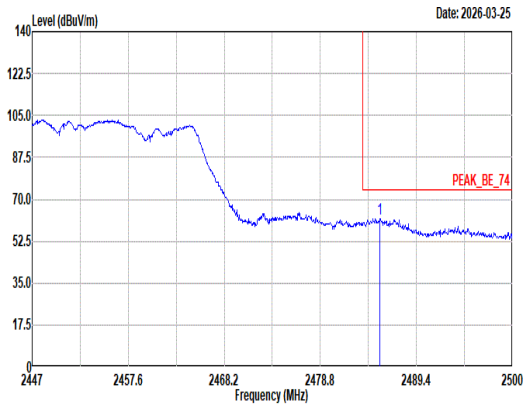 Site : 03CH16-HY Condition: PEAK_BE_74 3m 9120D-02038_250807 HORIZONTAL : RBW:1000.000kHz VBW:3000.000kHz SWT:Auto Freq Level Limit Line Margin Read Level Ant Factor Cable Loss Preamp Factor Aux Factor APos TPos Remark MHz dBuV/m dBuV/m dB dBuV dB/m dB dB dB cm deg 1 2485.37 62.03 74.00 -11.97 52.06 27.85 8.31 36.11 9.92 368 15 Peak	Blank
Avg	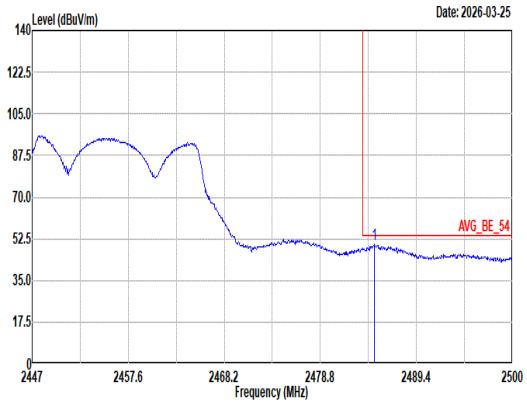 Site : 03CH16-HY Condition: AVG_BE_54 3m 9120D-02038_250807 HORIZONTAL : RBW:1000.000kHz VBW:3000.000kHz SWT:Auto Freq Level Limit Line Margin Read Level Ant Factor Cable Loss Preamp Factor Aux Factor APos TPos Remark MHz dBuV/m dBuV/m dB dBuV dB/m dB dB dB cm deg 1 2484.74 50.36 54.00 -3.64 40.39 27.85 8.31 36.11 9.92 368 15 Average	Blank

Mode	34	
	Band Edge - L	
	2400-2483.5_802.11n HT40_CH08_Full RU _2447MHz	
ANT	1+2	
Pol.	Vertical	Fundamental
Peak	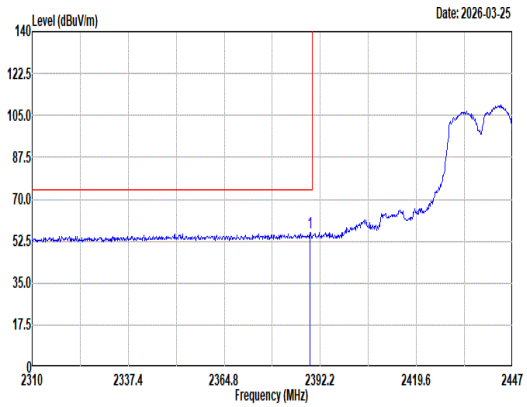 Site : 03CH16-HY Condition: PEAK_BE_74 3m 9120D-02038_250807 VERTICAL : RBW:1000.000kHz VBW:3000.000kHz SWT:Auto Freq Level Limit Line Margin Read Level Ant Factor Cable Loss Preamp Factor Aux Factor APos TPos Remark MHz dBuV/m dBuV/m dB dBuV dB/m dB dB dB cm deg 1 2389.19 55.78 74.00 -18.22 46.38 27.39 8.19 36.10 9.92 182 0 Peak	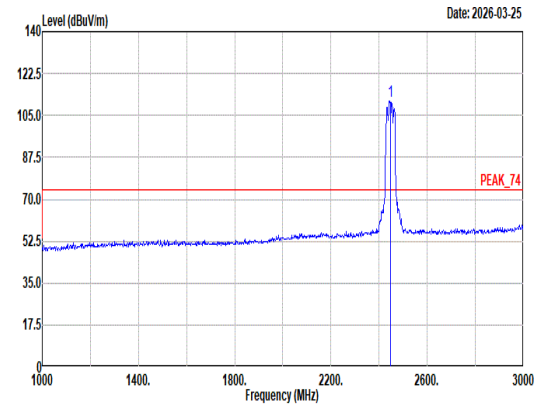 Site : 03CH16-HY Condition: PEAK_74 3m 9120D-02038_250807 VERTICAL : RBW:1000.000kHz VBW:3000.000kHz SWT:Auto Freq Level Limit Line Margin Read Level Ant Factor Cable Loss Preamp Factor Aux Factor APos TPos Remark MHz dBuV/m dBuV/m dB dBuV dB/m dB dB dB cm deg 1 2447.00 111.12 ------ ------ 101.48 27.56 8.26 36.10 9.92 182 0 Peak
Avg	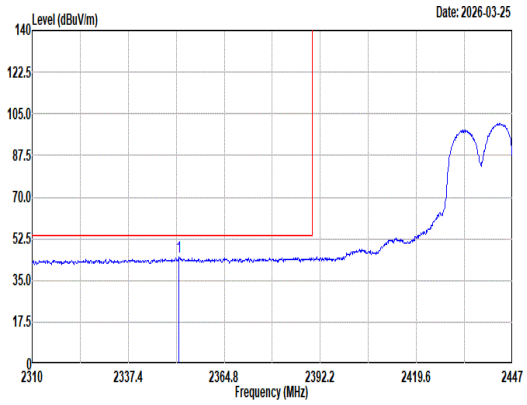 Site : 03CH16-HY Condition: AVG_BE_54 3m 9120D-02038_250807 VERTICAL : RBW:1000.000kHz VBW:3000.000kHz SWT:Auto Freq Level Limit Line Margin Read Level Ant Factor Cable Loss Preamp Factor Aux Factor APos TPos Remark MHz dBuV/m dBuV/m dB dBuV dB/m dB dB dB cm deg 1 2351.92 45.15 54.00 -8.85 35.79 27.40 8.14 36.10 9.92 182 0 Average	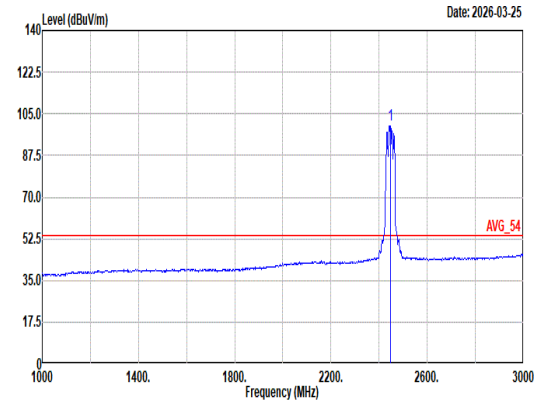 Site : 03CH16-HY Condition: AVG_54 3m 9120D-02038_250807 VERTICAL : RBW:1000.000kHz VBW:3000.000kHz SWT:Auto Freq Level Limit Line Margin Read Level Ant Factor Cable Loss Preamp Factor Aux Factor APos TPos Remark MHz dBuV/m dBuV/m dB dBuV dB/m dB dB dB cm deg 1 2447.00 100.48 ------ ------ 90.83 27.58 8.25 36.10 9.92 182 0 Average

Mode	34	
	Band Edge - R	
	2400-2483.5_802.11n HT40_CH08_Full RU _2447MHz	
ANT	1+2	
Pol.	Vertical	Fundamental
Peak	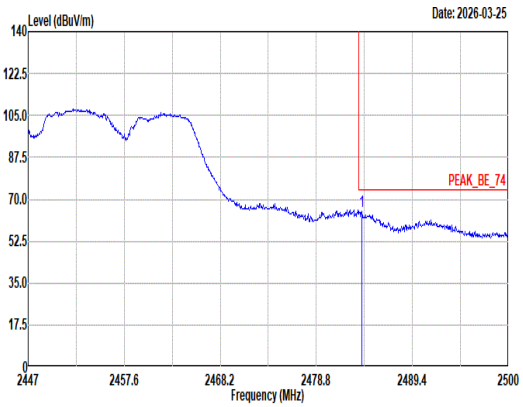 Site : 03CH16-HY Condition: PEAK_BE_74 3m 9120D-02038_250807 VERTICAL : RBW:1000.000kHz VBW:3000.000kHz SWT:Auto Limit Read Ant Cable Preamp Aux APos TPos Freq Level Line Margin Level Factor Loss Factor Factor Remark MHz dBuV/m dBuV/m dB dBuV dB/m dB dB dB cm deg 1 2483.78 65.19 74.00 -8.81 55.23 27.84 8.31 36.11 9.92 182 0 Peak	Blank
Avg	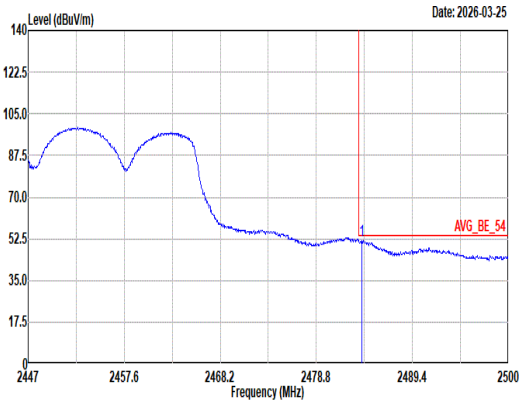 Site : 03CH16-HY Condition: AVG_BE_54 3m 9120D-02038_250807 VERTICAL : RBW:1000.000kHz VBW:3000.000kHz SWT:Auto Limit Read Ant Cable Preamp Aux APos TPos Freq Level Line Margin Level Factor Loss Factor Factor Remark MHz dBuV/m dBuV/m dB dBuV dB/m dB dB dB cm deg 1 2483.78 52.00 54.00 -2.00 42.04 27.84 8.31 36.11 9.92 182 0 Average	Blank

Mode	35	
	Band Edge	
	2400-2483.5_802.11ax HE20_CH02_Full RU _2417MHz	
ANT	1+2	
Pol.	Horizontal	Fundamental
Peak	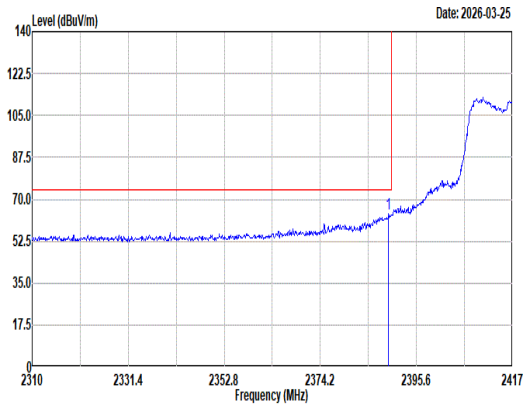 Site : 03CH16-HY Condition: PEAK_BE_74 3m 9120D-02038_250807 HORIZONTAL : RBW:1000.000kHz VBW:3000.000kHz SWT:Auto Freq Level Limit Line Margin Read Level Ant Factor Cable Loss Preamp Factor Aux Factor APos TPos Remark MHz dBuV/m dBuV/m dB dBuV dB/m dB dB dB cm deg 1 2389.39 63.69 74.00 -10.31 54.29 27.39 8.19 36.10 9.92 400 39 Peak	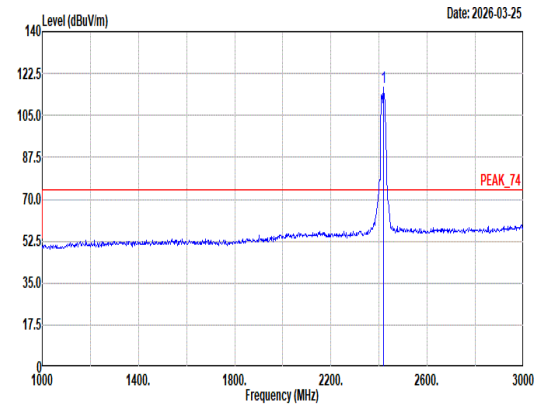 Site : 03CH16-HY Condition: PEAK_74 3m 9120D-02038_250807 HORIZONTAL : RBW:1000.000kHz VBW:3000.000kHz SWT:Auto Freq Level Limit Line Margin Read Level Ant Factor Cable Loss Preamp Factor Aux Factor APos TPos Remark MHz dBuV/m dBuV/m dB dBuV dB/m dB dB dB cm deg 1 2417.00 116.61 ------ ------ 107.17 27.40 8.22 36.10 9.92 400 39 Peak
Avg	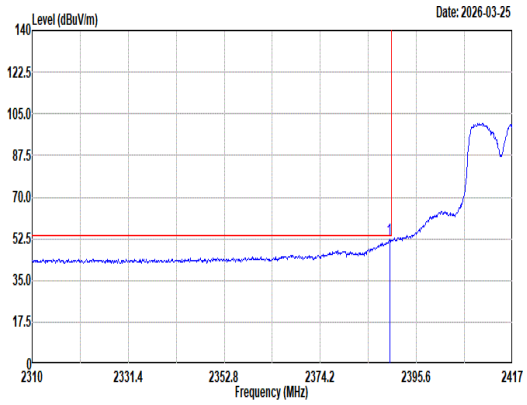 Site : 03CH16-HY Condition: AVG_BE_54 3m 9120D-02038_250807 HORIZONTAL : RBW:1000.000kHz VBW:3000.000kHz SWT:Auto Freq Level Limit Line Margin Read Level Ant Factor Cable Loss Preamp Factor Aux Factor APos TPos Remark MHz dBuV/m dBuV/m dB dBuV dB/m dB dB dB cm deg 1 2389.61 52.38 54.00 -1.62 42.97 27.40 8.19 36.10 9.92 400 39 Average	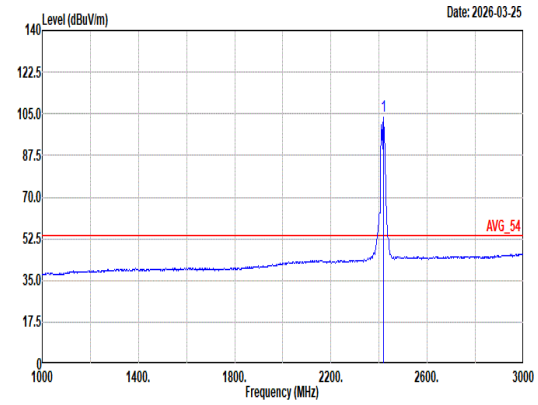 Site : 03CH16-HY Condition: AVG_54 3m 9120D-02038_250807 HORIZONTAL : RBW:1000.000kHz VBW:3000.000kHz SWT:Auto Freq Level Limit Line Margin Read Level Ant Factor Cable Loss Preamp Factor Aux Factor APos TPos Remark MHz dBuV/m dBuV/m dB dBuV dB/m dB dB dB cm deg 1 2417.00 104.08 ------ ------ 94.64 27.40 8.22 36.10 9.92 400 39 Average

Mode	35	
	Band Edge	
	2400-2483.5_802.11ax HE20_CH02_Full RU _2417MHz	
ANT	1+2	
Pol.	Vertical	Fundamental
Peak	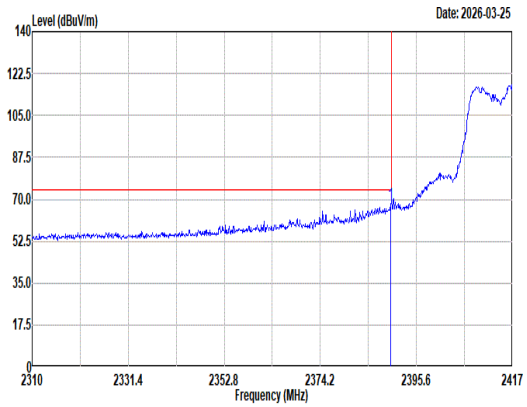 Site : 03CH16-HY Condition: PEAK_BE_74 3m 9120D-02038_250807 VERTICAL : RBW:1000.000kHz VBW:3000.000kHz SWT:Auto Freq Level Limit Line Margin Read Level Ant Factor Cable Loss Preamp Factor Aux Factor APos TPos Remark MHz dBuV/m dBuV/m dB dBuV dB/m dB dB dB cm deg 1 2389.82 67.93 74.00 -6.07 58.52 27.40 8.19 36.10 9.92 251 0 Peak	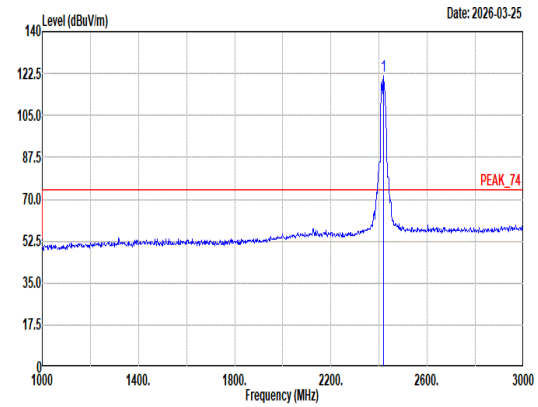 Site : 03CH16-HY Condition: PEAK_74 3m 9120D-02038_250807 VERTICAL : RBW:1000.000kHz VBW:3000.000kHz SWT:Auto Freq Level Limit Line Margin Read Level Ant Factor Cable Loss Preamp Factor Aux Factor APos TPos Remark MHz dBuV/m dBuV/m dB dBuV dB/m dB dB dB cm deg 1 2417.00 121.64 ------ ------ 112.20 27.40 8.22 36.10 9.92 251 0 Peak
Avg	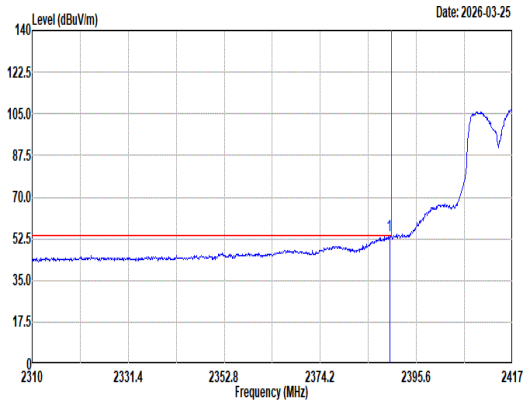 Site : 03CH16-HY Condition: AVG_BE_54 3m 9120D-02038_250807 VERTICAL : RBW:1000.000kHz VBW:3000.000kHz SWT:Auto Freq Level Limit Line Margin Read Level Ant Factor Cable Loss Preamp Factor Aux Factor APos TPos Remark MHz dBuV/m dBuV/m dB dBuV dB/m dB dB dB cm deg 1 2389.61 53.64 54.00 -0.36 44.23 27.40 8.19 36.10 9.92 251 0 Average	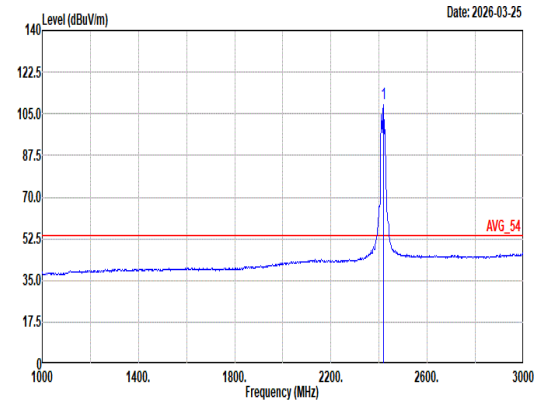 Site : 03CH16-HY Condition: AVG_54 3m 9120D-02038_250807 VERTICAL : RBW:1000.000kHz VBW:3000.000kHz SWT:Auto Freq Level Limit Line Margin Read Level Ant Factor Cable Loss Preamp Factor Aux Factor APos TPos Remark MHz dBuV/m dBuV/m dB dBuV dB/m dB dB dB cm deg 1 2417.00 109.25 ------ ------ 99.81 27.40 8.22 36.10 9.92 251 0 Average

Mode	36	
	Band Edge	
	2400-2483.5_802.11ax HE20_CH10_Full RU _2457MHz	
ANT	1+2	
Pol.	Horizontal	Fundamental
Peak	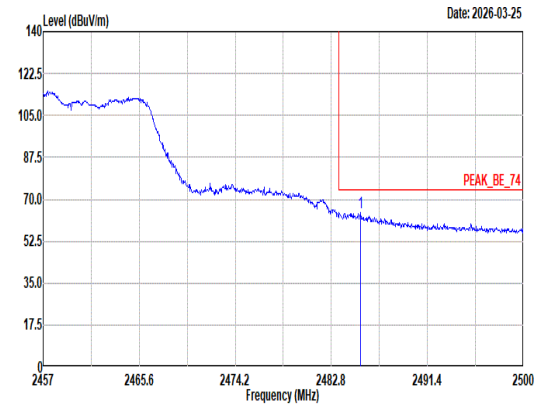 Site : 03CH16-HY Condition: PEAK_BE_74 3m 9120D-02038_250807 HORIZONTAL : RBW:1000.000kHz VBW:3000.000kHz SWT:Auto Freq Level Limit Line Margin Read Level Ant Factor Cable Loss Preamp Factor Aux Factor APos TPos Remark MHz dBuV/m dBuV/m dB dBuV dB/m dB dB dB cm deg 1 2485.42 64.49 74.00 -9.51 54.52 27.85 8.31 36.11 9.92 400 197 Peak	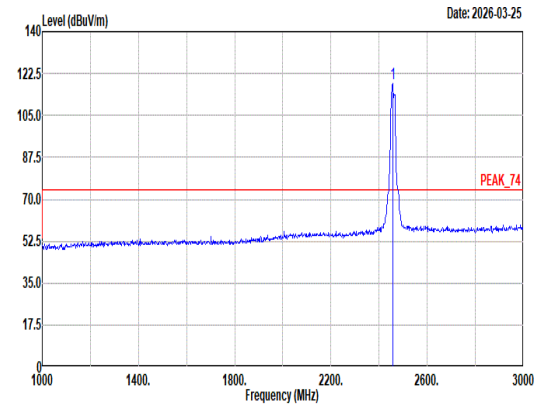 Site : 03CH16-HY Condition: PEAK_74 3m 9120D-02038_250807 HORIZONTAL : RBW:1000.000kHz VBW:3000.000kHz SWT:Auto Freq Level Limit Line Margin Read Level Ant Factor Cable Loss Preamp Factor Aux Factor APos TPos Remark MHz dBuV/m dBuV/m dB dBuV dB/m dB dB dB cm deg 1 2457.00 118.29 ------ ------ 108.71 27.50 8.27 36.11 9.92 400 197 Peak
Avg	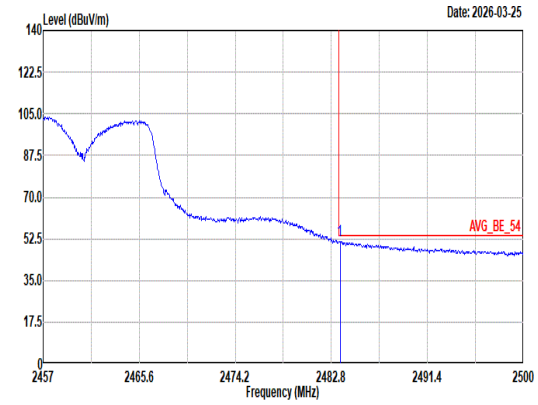 Site : 03CH16-HY Condition: AVG_BE_54 3m 9120D-02038_250807 HORIZONTAL : RBW:1000.000kHz VBW:3000.000kHz SWT:Auto Freq Level Limit Line Margin Read Level Ant Factor Cable Loss Preamp Factor Aux Factor APos TPos Remark MHz dBuV/m dBuV/m dB dBuV dB/m dB dB dB cm deg 1 2483.57 51.77 54.00 -2.23 41.81 27.84 8.31 36.11 9.92 400 197 Average	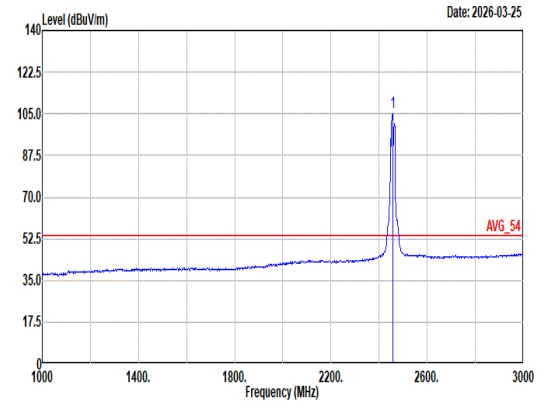 Site : 03CH16-HY Condition: AVG_54 3m 9120D-02038_250807 HORIZONTAL : RBW:1000.000kHz VBW:3000.000kHz SWT:Auto Freq Level Limit Line Margin Read Level Ant Factor Cable Loss Preamp Factor Aux Factor APos TPos Remark MHz dBuV/m dBuV/m dB dBuV dB/m dB dB dB cm deg 1 2457.00 105.69 ------ ------ 96.11 27.50 8.27 36.11 9.92 400 197 Average

Mode	36	
	Band Edge	
	2400-2483.5_802.11ax HE20_CH10_Full RU _2457MHz	
ANT	1+2	
Pol.	Vertical	Fundamental
Peak	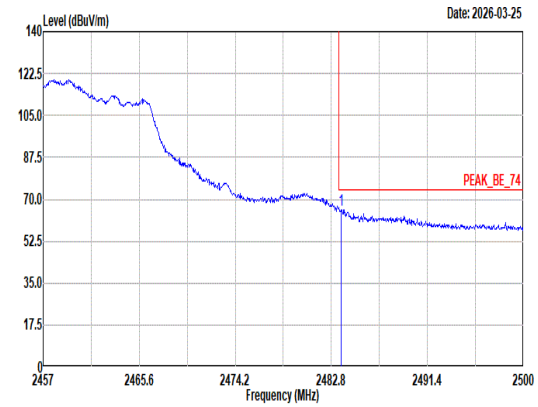 Site : 03CH16-HY Condition: PEAK_BE_74 3m 9120D-02038_250807 VERTICAL : RBW:1000.000kHz VBW:3000.000kHz SWT:Auto Freq Level Limit Line Margin Read Level Ant Factor Cable Loss Preamp Factor Aux Factor APos TPos Remark MHz dBuV/m dBuV/m dB dBuV dB/m dB dB dB cm deg 1 2483.70 65.72 74.00 -8.28 55.76 27.84 8.31 36.11 9.92 253 360 Peak	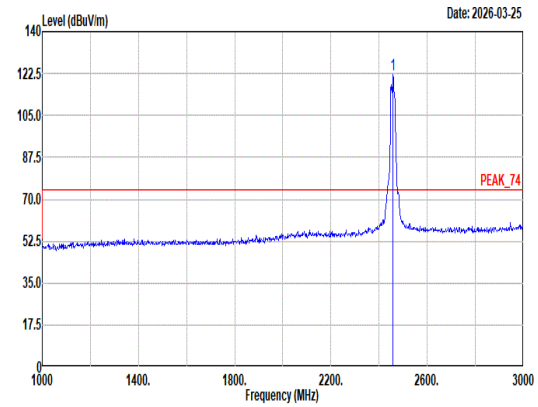 Site : 03CH16-HY Condition: PEAK_74 3m 9120D-02038_250807 VERTICAL : RBW:1000.000kHz VBW:3000.000kHz SWT:Auto Freq Level Limit Line Margin Read Level Ant Factor Cable Loss Preamp Factor Aux Factor APos TPos Remark MHz dBuV/m dBuV/m dB dBuV dB/m dB dB dB cm deg 1 2457.00 121.98 ------ ------ 112.39 27.50 8.28 36.11 9.92 253 360 Peak
Avg	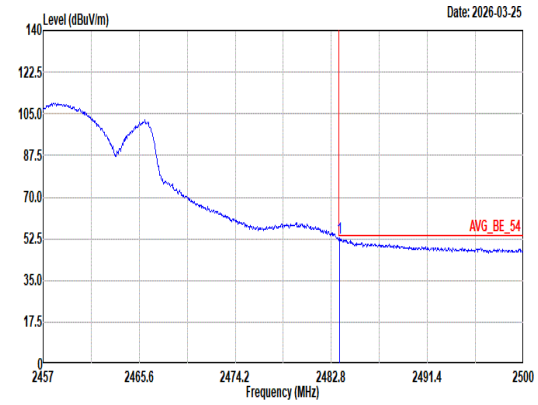 Site : 03CH16-HY Condition: AVG_BE_54 3m 9120D-02038_250807 VERTICAL : RBW:1000.000kHz VBW:3000.000kHz SWT:Auto Freq Level Limit Line Margin Read Level Ant Factor Cable Loss Preamp Factor Aux Factor APos TPos Remark MHz dBuV/m dBuV/m dB dBuV dB/m dB dB dB cm deg 1 2483.53 53.03 54.00 -0.97 43.07 27.84 8.31 36.11 9.92 253 360 Average	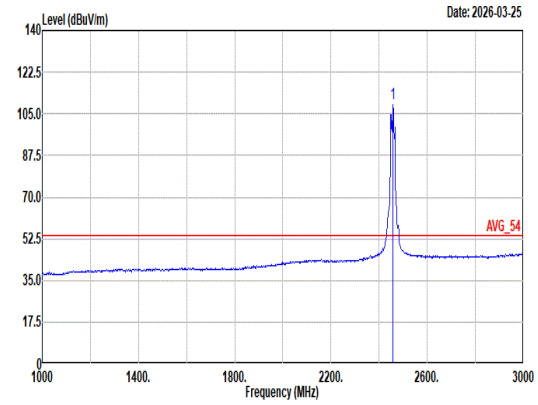 Site : 03CH16-HY Condition: AVG_54 3m 9120D-02038_250807 VERTICAL : RBW:1000.000kHz VBW:3000.000kHz SWT:Auto Freq Level Limit Line Margin Read Level Ant Factor Cable Loss Preamp Factor Aux Factor APos TPos Remark MHz dBuV/m dBuV/m dB dBuV dB/m dB dB dB cm deg 1 2457.00 109.27 ------ ------ 99.68 27.50 8.28 36.11 9.92 253 360 Average

Mode	37	
	LF	
	2400-2483.5_802.11ax HE20_CH02_Full RU _2417MHz	
ANT	1+2	
Pol.	Horizontal	Vertical
QP/ Peak	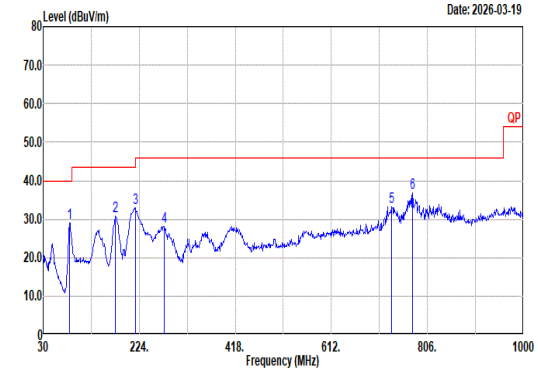 Site : 03CH16-HY Condition: QP 3m CBL6111D&00802N1D01N-06 _47020 & 06_251004 HORIZONTAL Freq Level Limit Line Margin Read Level Ant Factor Cable Loss Preamp Factor Aux Factor APos TPos Remark 1 83.35 28.99 40.00 -11.01 45.99 13.53 1.63 32.21 0.05 -- -- Peak 2 176.47 30.72 43.50 -12.78 45.72 14.88 2.29 32.19 0.02 -- -- Peak 3 216.24 32.85 46.00 -13.15 47.89 14.59 2.48 32.18 0.07 -- -- Peak 4 274.44 28.05 46.00 -17.95 38.97 18.43 2.80 32.22 0.07 -- -- Peak 5 733.25 33.20 46.00 -12.80 33.73 27.18 4.50 32.35 0.14 -- -- Peak 6 775.93 36.78 46.00 -9.22 36.70 27.60 4.61 32.26 0.13 -- -- Peak	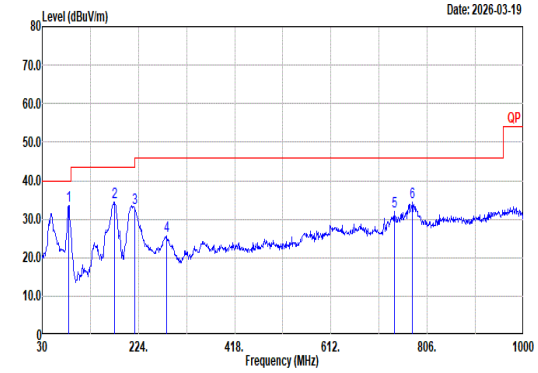 Site : 03CH16-HY Condition: QP 3m CBL6111D&00802N1D01N-06 _47020 & 06_251004 VERTICAL Freq Level Limit Line Margin Read Level Ant Factor Cable Loss Preamp Factor Aux Factor APos TPos Remark 1 83.35 33.49 40.00 -6.51 50.49 13.53 1.63 32.21 0.05 -- -- Peak 2 176.47 34.42 43.50 -9.08 49.42 14.88 2.29 32.19 0.02 -- -- Peak 3 216.24 32.97 46.00 -13.03 48.01 14.59 2.48 32.18 0.07 -- -- Peak 4 281.23 25.71 46.00 -20.29 36.49 18.53 2.84 32.22 0.07 -- -- Peak 5 740.04 31.85 46.00 -14.15 32.13 27.40 4.52 32.34 0.14 -- -- Peak 6 775.93 34.43 46.00 -11.57 34.35 27.60 4.61 32.26 0.13 -- -- Peak

Mode	38	
	SHF	
	2400-2483.5_802.11ax HE20_CH02_Full RU _2417MHz	
ANT	1+2	
Pol.	Horizontal	Vertical
Peak	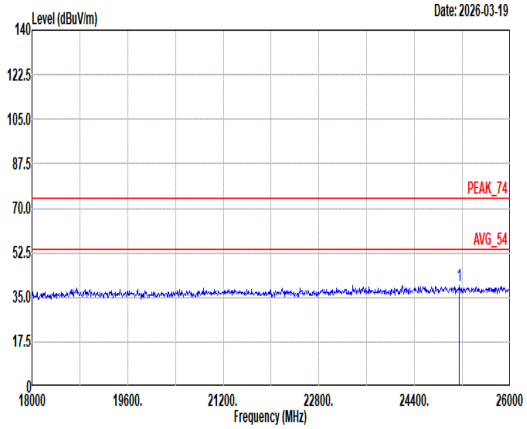 Site : 03CH16-HY Condition: PEAK_74 1m SHF_1224_250702 HORIZONTAL Freq Level Limit Line Margin Read Level Ant Factor Cable Loss Preamp Factor Aux Factor APos TPos Remark MHz dBuV/m dBuV/m dB dBuV dB/m dB dB dB cm deg 1 25144.00 39.70 74.00 -34.30 56.57 39.69 6.31 53.33 -9.54 -- -- Peak	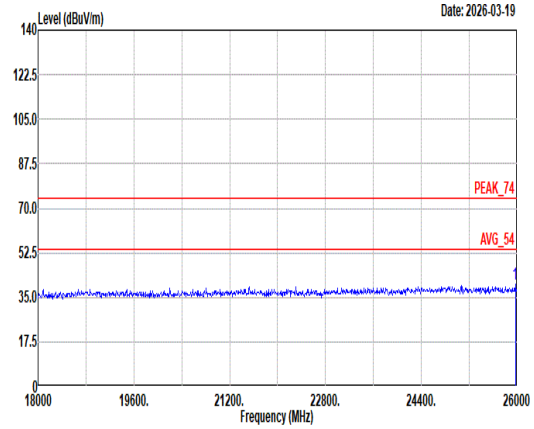 Site : 03CH16-HY Condition: PEAK_74 1m SHF_1224_250702 VERTICAL Freq Level Limit Line Margin Read Level Ant Factor Cable Loss Preamp Factor Aux Factor APos TPos Remark MHz dBuV/m dBuV/m dB dBuV dB/m dB dB dB cm deg 1 25968.00 39.91 74.00 -34.09 57.05 39.44 6.17 53.21 -9.54 -- -- Peak

Appendix D. Duty Cycle Plots

Antenna	Band	Duty Cycle (%)	Duty Factor(dB)
1+2	802.11b	95.63	0.19
1+2	802.11g	91.65	0.38
1+2	2.4GHz 802.11n HT20	92.35	0.35
1+2	2.4GHz 802.11n HT40	91.55	0.38
1+2	2.4GHz 802.11ax HE20 Full RU	92.60	0.33
1+2	2.4GHz 802.11ax HE40 Full RU	91.89	0.37

802.11b

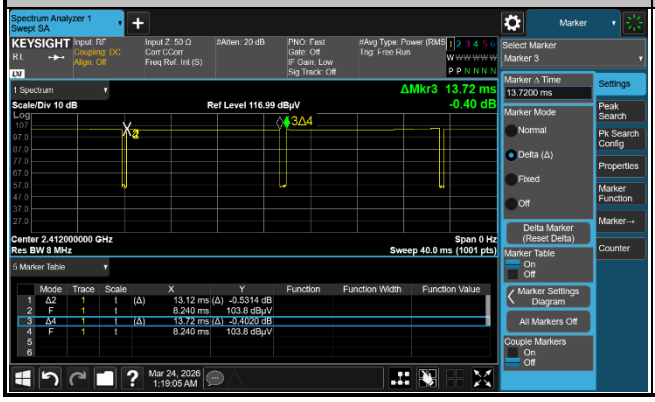

802.11g

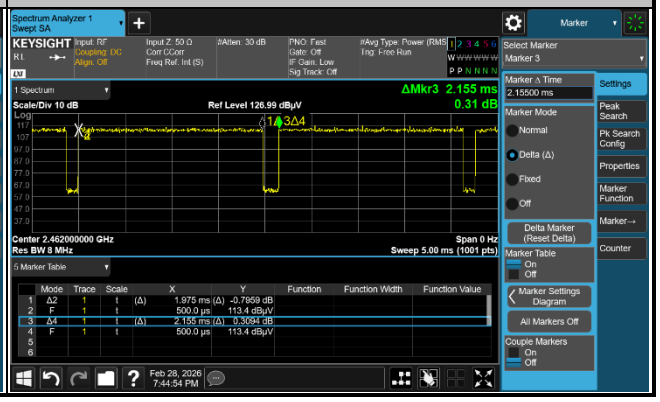

2.4GHz 802.11n HT20

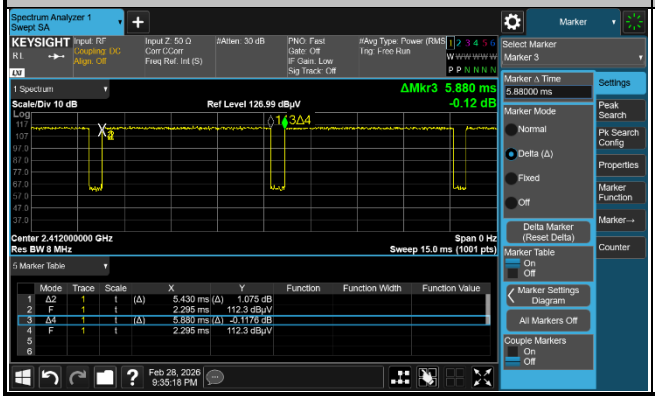

2.4GHz 802.11n HT40

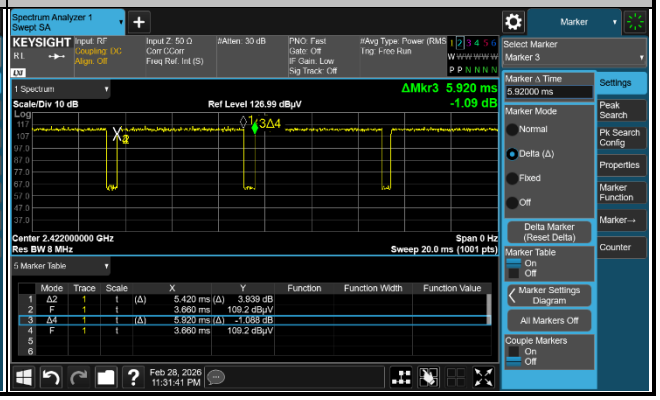
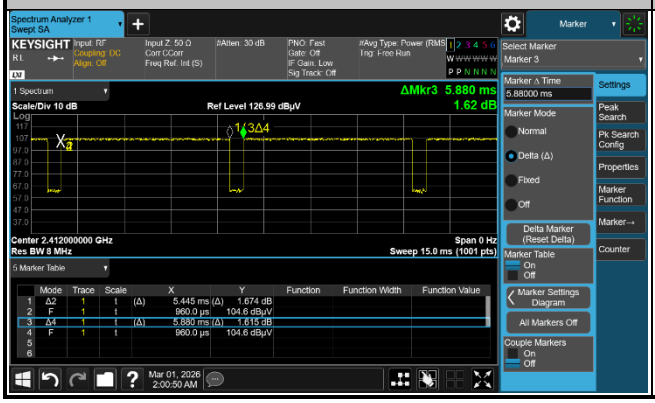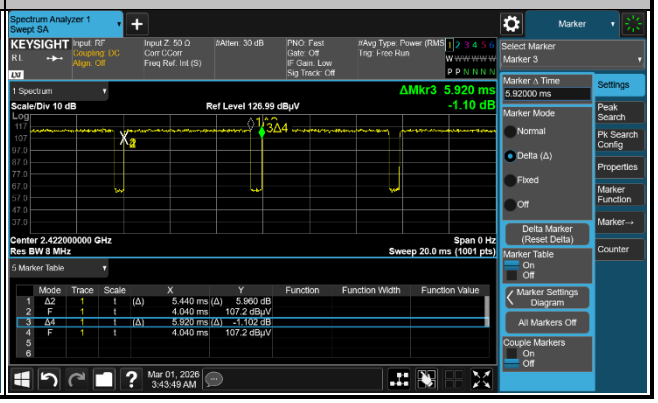
2.4GHz 802.11ax HE20 Full RU	2.4GHz 802.11ax HE40 Full RU