Mode	8	
	Band Edge - R	
	2400-2483.5_802.11n HT20_CH06_2437MHz	
ANT	2+1(CDD)	
Pol.	Vertical	Fundamental
Peak	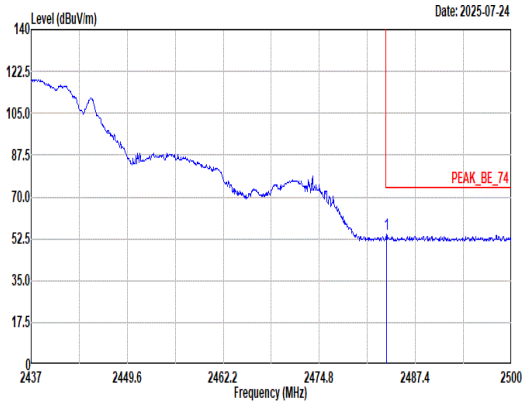 Site : 03CH11-HY Condition: PEAK_BE_74 3m 9120D_01620_240828 VERTICAL : RBW:1000.000kHz VBW:3000.000kHz SWT:Auto Detector : PEAK Mode : 8 Setting : 24 Limit Read Ant Cable Preamp Aux APos TPos Freq Level Line Margin Level Factor Loss Factor Factor Remark MHz dBuV/m dBuV/m dB dBuV dB/m dB dB dB cm deg 1 2483.62 54.58 74.00 -19.42 42.96 27.84 6.87 33.12 10.03 200 261 Peak	Blank
Avg	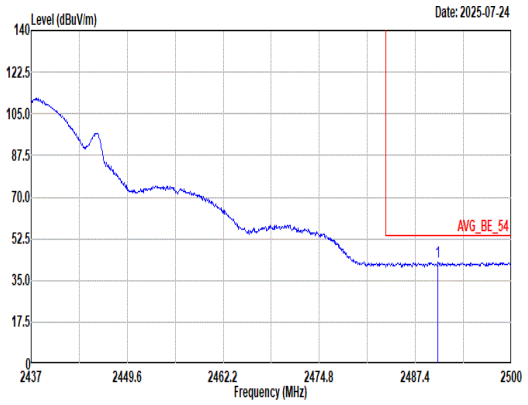 Site : 03CH11-HY Condition: AVG_BE_54 3m 9120D_01620_240828 VERTICAL : RBW:1000.000kHz VBW:3000.000kHz SWT:Auto Detector : RMS Mode : 8 Setting : 24 Limit Read Ant Cable Preamp Aux APos TPos Freq Level Line Margin Level Factor Loss Factor Factor Remark MHz dBuV/m dBuV/m dB dBuV dB/m dB dB dB cm deg 1 2490.36 42.75 54.00 -11.25 31.06 27.90 6.87 33.11 10.03 200 261 Average	Blank

Mode	8	
	Harmonic	
	2400-2483.5_802.11n HT20_CH06_2437MHz	
ANT	2+1(CDD)	
Pol.	Horizontal	Vertical
Peak Avg	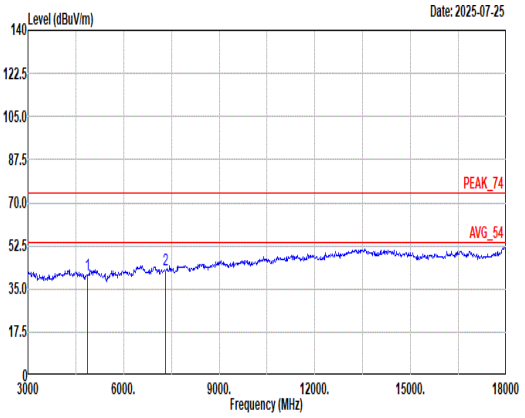 Site : 03CH11-HY Condition: PEAK_74 3m 9120D_01620_240828 HORIZONTAL Mode : 8 Setting : 24 Freq Level Limit Line Margin Read Level Ant Factor Cable Loss Preamp Factor Aux Factor APos TPos Remark MHz dBuV/m dBuV/m dB dBuV dB/m dB dB dB cm deg 1 4874.00 40.83 74.00 -33.17 63.66 32.70 10.64 66.70 0.53 -- -- Peak 2 7311.00 42.90 74.00 -31.10 57.84 36.78 13.73 65.77 0.32 -- -- Peak	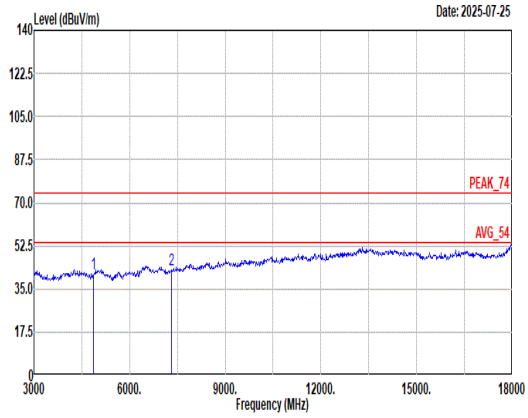 Site : 03CH11-HY Condition: PEAK_74 3m 9120D_01620_240828 VERTICAL Mode : 8 Setting : 24 Freq Level Limit Line Margin Read Level Ant Factor Cable Loss Preamp Factor Aux Factor APos TPos Remark MHz dBuV/m dBuV/m dB dBuV dB/m dB dB dB cm deg 1 4874.00 41.03 74.00 -32.97 63.86 32.70 10.64 66.70 0.53 -- -- Peak 2 7311.00 42.63 74.00 -31.37 57.57 36.78 13.73 65.77 0.32 -- -- Peak

Mode	8	
	Harmonic	
	2400-2483.5_802.11n HT20_CH06_2437MHz	
ANT	2+1(CDD)	
Pol.	Horizontal	Vertical
14.47G ~14.5G Avg	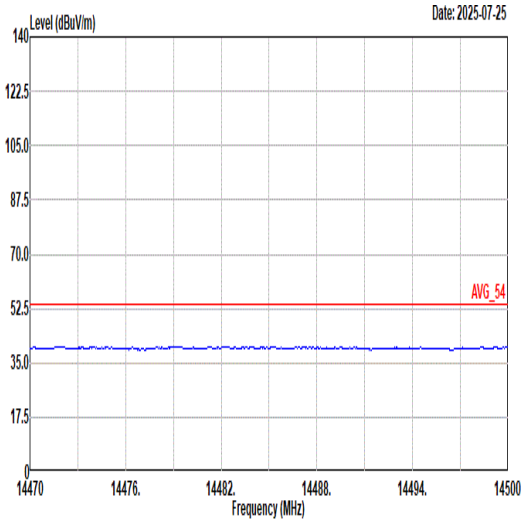 Site : 03CH11-HY Condition: AVG_54 3m 9120D_01620_240828 HORIZONTAL Mode : 8 Setting : 24	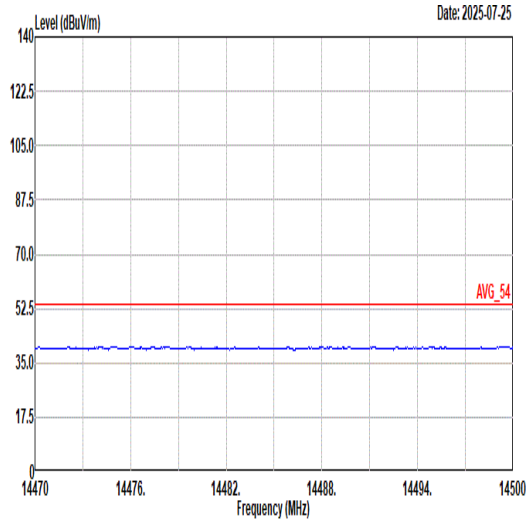 Site : 03CH11-HY Condition: AVG_54 3m 9120D_01620_240828 VERTICAL Mode : 8 Setting : 24
17.7G ~18G Avg	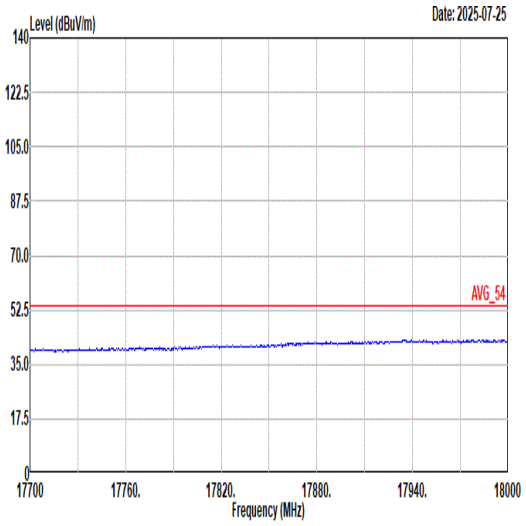 Site : 03CH11-HY Condition: AVG_54 3m 9120D_01620_240828 HORIZONTAL Mode : 8 Setting : 24	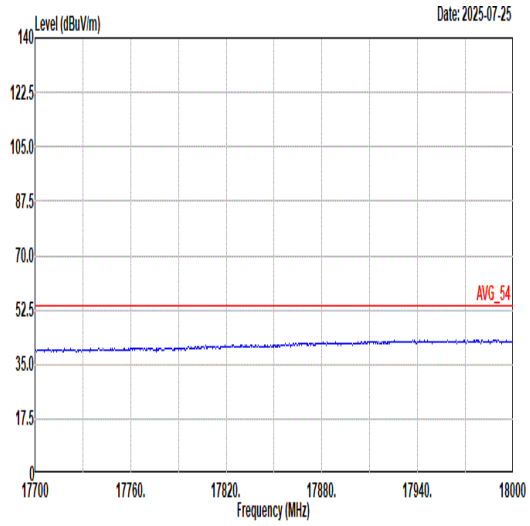 Site : 03CH11-HY Condition: AVG_54 3m 9120D_01620_240828 VERTICAL Mode : 8 Setting : 24

Mode	9	
	Band Edge	
	2400-2483.5_802.11n HT20_CH11_2462MHz	
ANT	2+1(CDD)	
Pol.	Horizontal	Fundamental
Peak	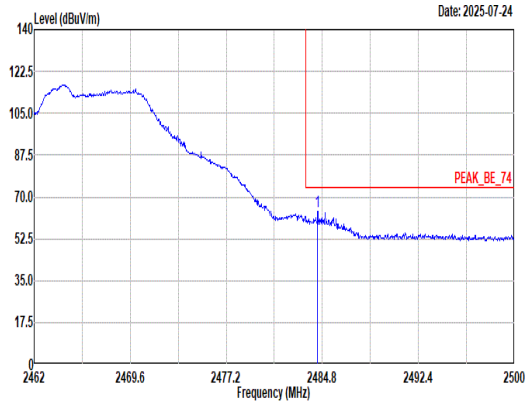 Site : 03CH11-HY Condition: PEAK_BE_74 3m 9120D_01620_240828 HORIZONTAL : RBW:1000.000kHz VBW:3000.000kHz SWT:Auto Detector : PEAK Mode : 9 Setting : 24 Freq Level Limit Line Margin Read Level Ant Factor Cable Loss Preamp Factor Aux Factor APos TPos Remark MHz dBuV/m dBuV/m dB dBuV dB/m dB dB dB cm deg 1 2484.42 64.06 74.00 -9.94 52.43 27.84 6.87 33.11 10.03 106 113 Peak	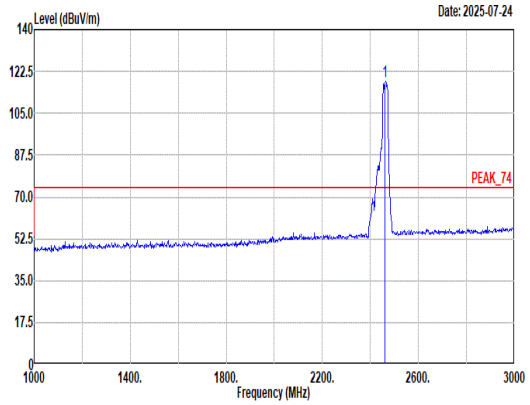 Site : 03CH11-HY Condition: PEAK_74 3m 9120D_01620_240828 HORIZONTAL : RBW:1000.000kHz VBW:3000.000kHz SWT:Auto Detector : PEAK Mode : 9 Setting : 24 Freq Level Limit Line Margin Read Level Ant Factor Cable Loss Preamp Factor Aux Factor APos TPos Remark MHz dBuV/m dBuV/m dB dBuV dB/m dB dB dB cm deg 1 2462.00 118.35 ------ ------ 106.95 27.64 6.86 33.13 10.03 106 113 Peak
Avg	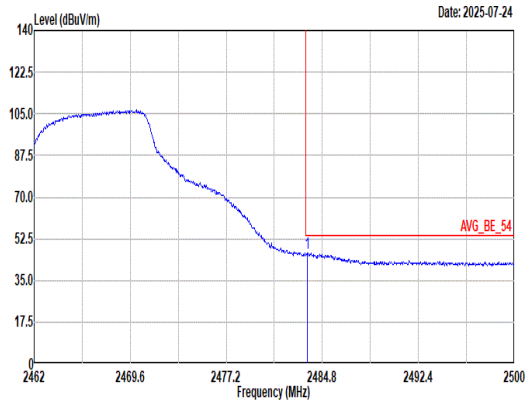 Site : 03CH11-HY Condition: AVG_BE_54 3m 9120D_01620_240828 HORIZONTAL : RBW:1000.000kHz VBW:3000.000kHz SWT:Auto Detector : RMS Mode : 9 Setting : 24 Freq Level Limit Line Margin Read Level Ant Factor Cable Loss Preamp Factor Aux Factor APos TPos Remark MHz dBuV/m dBuV/m dB dBuV dB/m dB dB dB cm deg 1 2483.58 46.65 54.00 -7.35 35.03 27.84 6.87 33.12 10.03 106 113 Average	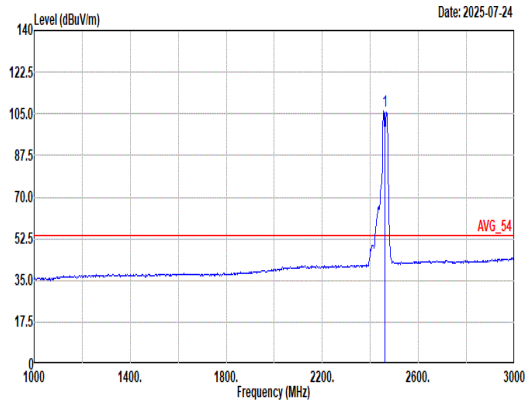 Site : 03CH11-HY Condition: AVG_54 3m 9120D_01620_240828 HORIZONTAL : RBW:1000.000kHz VBW:3000.000kHz SWT:Auto Detector : RMS Mode : 9 Setting : 24 Freq Level Limit Line Margin Read Level Ant Factor Cable Loss Preamp Factor Aux Factor APos TPos Remark MHz dBuV/m dBuV/m dB dBuV dB/m dB dB dB cm deg 1 2462.00 106.32 ------ ------ 94.98 27.60 6.85 33.14 10.03 106 113 Average

Mode	9	
	Band Edge	
	2400-2483.5_802.11n HT20_CH11_2462MHz	
ANT	2+1(CDD)	
Pol.	Vertical	Fundamental
Peak	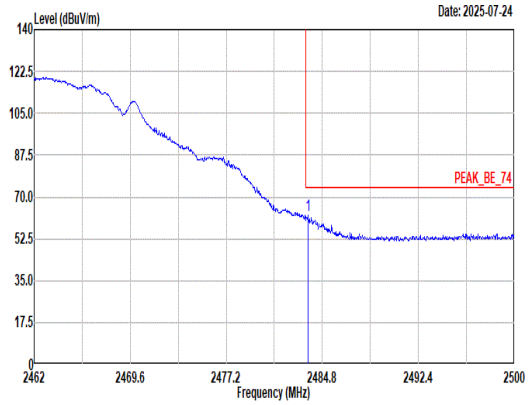 Site : 03CH11-HY Condition: PEAK_BE_74 3m 9120D_01620_240828 VERTICAL : RBW:1000.000kHz VBW:3000.000kHz SWT:Auto Detector : PEAK Mode : 9 Setting : 24 Freq Level Limit Line Margin Read Level Ant Factor Cable Loss Preamp Factor Aux Factor APos TPos Remark 1 2483.66 62.52 74.00 -11.48 50.90 27.84 6.87 33.12 10.03 187 265 Peak	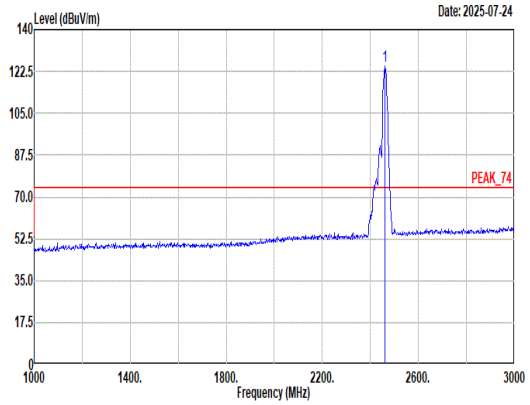 Site : 03CH11-HY Condition: PEAK_74 3m 9120D_01620_240828 VERTICAL : RBW:1000.000kHz VBW:3000.000kHz SWT:Auto Detector : PEAK Mode : 9 Setting : 24 Freq Level Limit Line Margin Read Level Ant Factor Cable Loss Preamp Factor Aux Factor APos TPos Remark 1 2462.00 124.56 ------ ------ 113.18 27.62 6.86 33.13 10.03 187 265 Peak
Avg	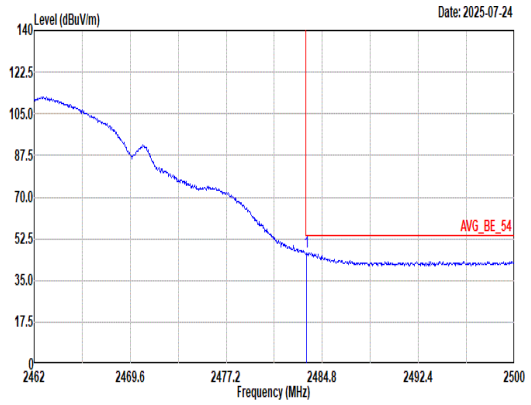 Site : 03CH11-HY Condition: AVG_BE_54 3m 9120D_01620_240828 VERTICAL : RBW:1000.000kHz VBW:3000.000kHz SWT:Auto Detector : RMS Mode : 9 Setting : 24 Freq Level Limit Line Margin Read Level Ant Factor Cable Loss Preamp Factor Aux Factor APos TPos Remark 1 2483.55 46.83 54.00 -7.17 35.21 27.84 6.87 33.12 10.03 187 265 Average	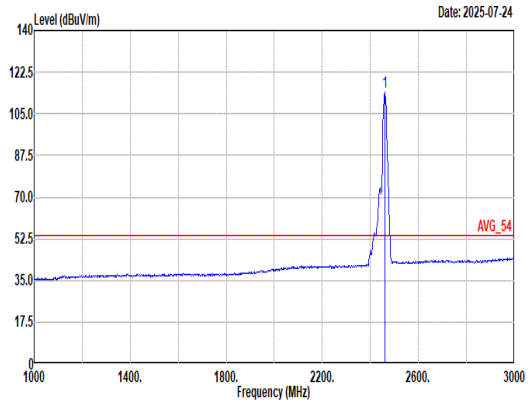 Site : 03CH11-HY Condition: AVG_54 3m 9120D_01620_240828 VERTICAL : RBW:1000.000kHz VBW:3000.000kHz SWT:Auto Detector : RMS Mode : 9 Setting : 24 Freq Level Limit Line Margin Read Level Ant Factor Cable Loss Preamp Factor Aux Factor APos TPos Remark 1 2462.00 114.24 ------ ------ 102.89 27.60 6.86 33.14 10.03 187 265 Average

Mode	9	
	Harmonic	
	2400-2483.5_802.11n HT20_CH11_2462MHz	
ANT	2+1(CDD)	
Pol.	Horizontal	Vertical
Peak Avg	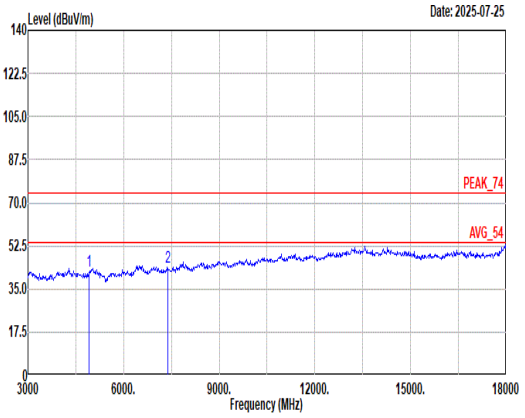 Site : 03CH11-HY Condition: PEAK_74 3m 9120D_01620_240828 HORIZONTAL Mode : 9 Setting : 24 Freq Level Limit Line Margin Read Level Ant Factor Cable Loss Preamp Factor Aux Factor APos TPos Remark MHz dBuV/m dBuV/m dB dBuV dB/m dB dB dB cm deg 1 4924.00 42.25 74.00 -31.75 64.60 32.90 10.85 66.66 0.56 -- -- Peak 2 7386.00 43.66 74.00 -30.34 58.96 36.48 13.79 65.86 0.29 -- -- Peak	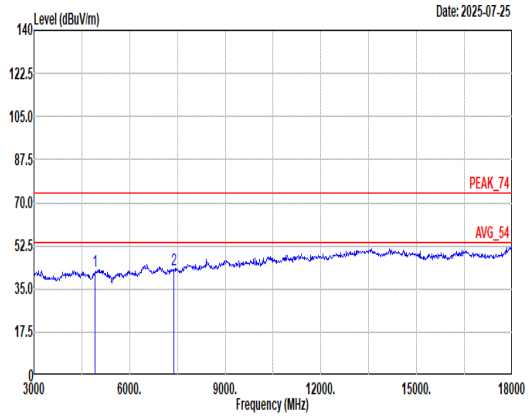 Site : 03CH11-HY Condition: PEAK_74 3m 9120D_01620_240828 VERTICAL Mode : 9 Setting : 24 Freq Level Limit Line Margin Read Level Ant Factor Cable Loss Preamp Factor Aux Factor APos TPos Remark MHz dBuV/m dBuV/m dB dBuV dB/m dB dB dB cm deg 1 4924.00 42.31 74.00 -31.69 64.66 32.90 10.85 66.66 0.56 -- -- Peak 2 7386.00 42.94 74.00 -31.06 58.24 36.48 13.79 65.86 0.29 -- -- Peak

Mode	9	
	Harmonic	
	2400-2483.5_802.11n HT20_CH11_2462MHz	
ANT	2+1(CDD)	
Pol.	Horizontal	Vertical
14.47G ~14.5G Avg	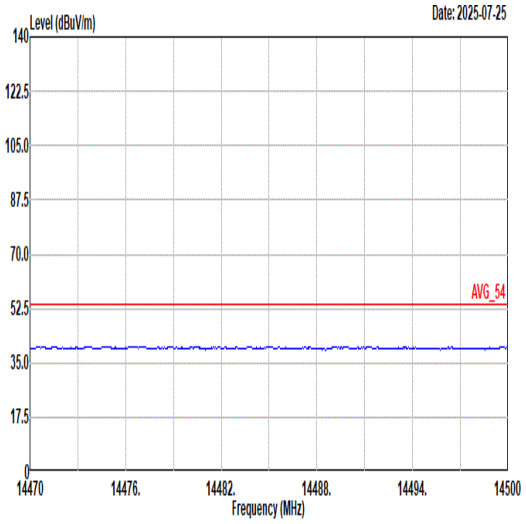 Site : 03CH11-HY Condition: AVG_54 3m 9120D_01620_240828 HORIZONTAL Mode : 9 Setting : 24	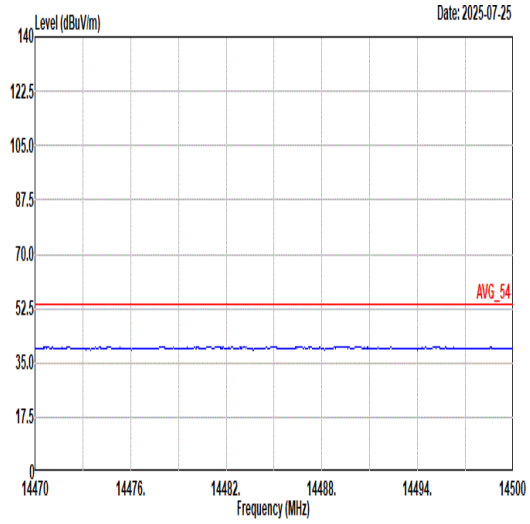 Site : 03CH11-HY Condition: AVG_54 3m 9120D_01620_240828 VERTICAL Mode : 9 Setting : 24
17.7G ~18G Avg	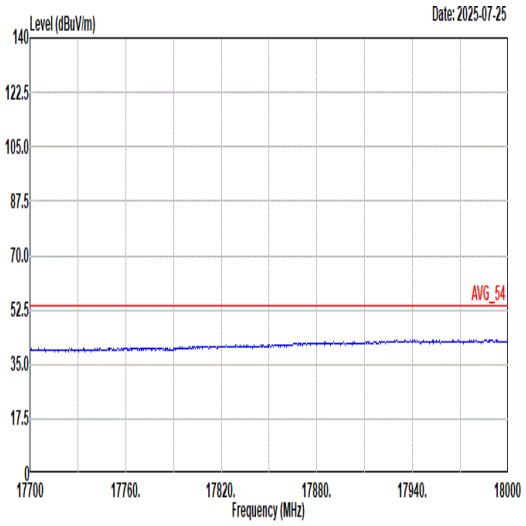 Site : 03CH11-HY Condition: AVG_54 3m 9120D_01620_240828 HORIZONTAL Mode : 9 Setting : 24	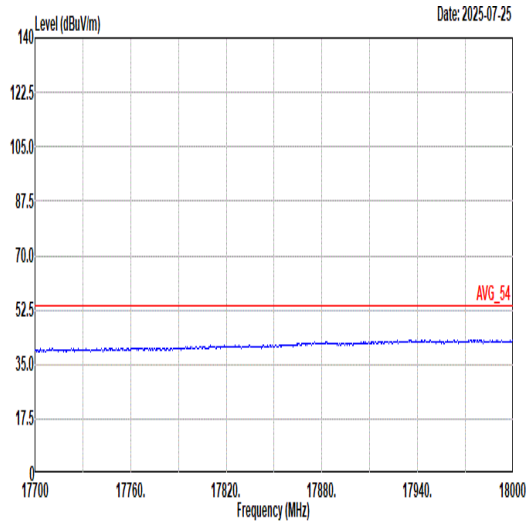 Site : 03CH11-HY Condition: AVG_54 3m 9120D_01620_240828 VERTICAL Mode : 9 Setting : 24

Mode	10	
	Band Edge - L	
	2400-2483.5_802.11n HT40_CH03_2422MHz	
ANT	2+1(CDD)	
Pol.	Horizontal	Fundamental
Peak	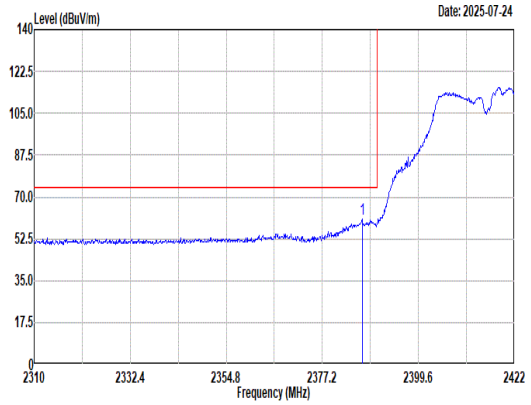 Site : 03CH11-HY Condition: PEAK_BE_74 3m 9120D_01620_240828 HORIZONTAL : RBW:1000.000kHz VBW:3000.000kHz SWT:Auto Detector : PEAK Mode : 10 Setting : 24 Freq Level Limit Line Margin Read Level Ant Factor Cable Loss Preamp Factor Aux Factor APos TPos Remark MHz dBuV/m dBuV/m dB dBuV dB/m dB dB dB cm deg 1 2386.50 60.61 74.00 -13.39 49.72 27.26 6.80 33.20 10.03 189 155 Peak	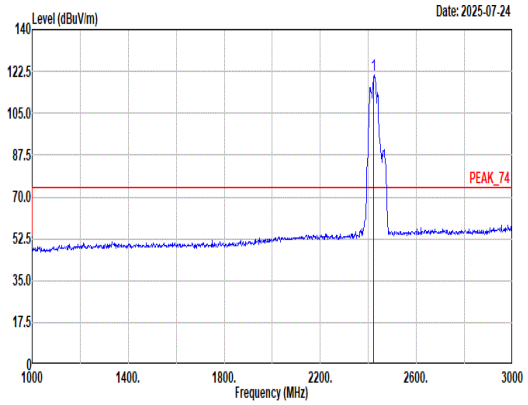 Site : 03CH11-HY Condition: PEAK_74 3m 9120D_01620_240828 HORIZONTAL : RBW:1000.000kHz VBW:3000.000kHz SWT:Auto Detector : PEAK Mode : 10 Setting : 24 Freq Level Limit Line Margin Read Level Ant Factor Cable Loss Preamp Factor Aux Factor APos TPos Remark MHz dBuV/m dBuV/m dB dBuV dB/m dB dB dB cm deg 1 2422.00 120.80 ------ ------ 109.57 27.54 6.83 33.17 10.03 189 155 Peak
Avg	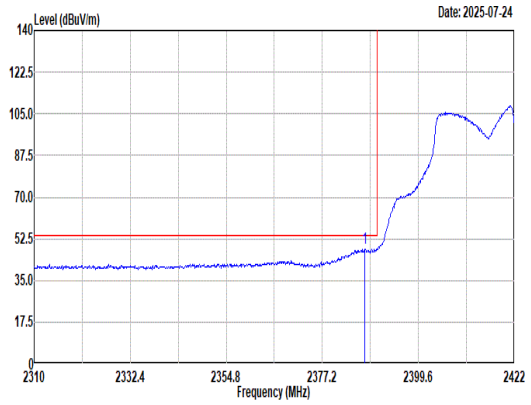 Site : 03CH11-HY Condition: AVG_BE_54 3m 9120D_01620_240828 HORIZONTAL : RBW:1000.000kHz VBW:3000.000kHz SWT:Auto Detector : RMS Mode : 10 Setting : 24 Freq Level Limit Line Margin Read Level Ant Factor Cable Loss Preamp Factor Aux Factor APos TPos Remark MHz dBuV/m dBuV/m dB dBuV dB/m dB dB dB cm deg 1 2387.17 48.42 54.00 -5.58 37.52 27.27 6.80 33.20 10.03 189 155 Average	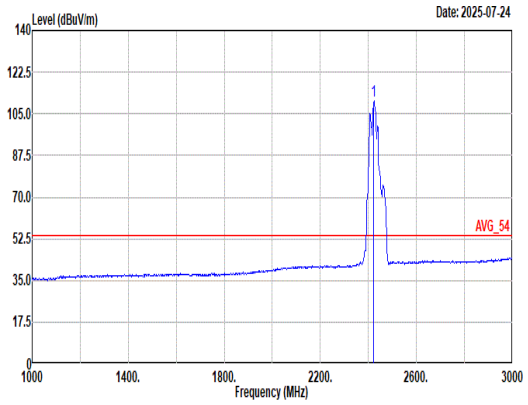 Site : 03CH11-HY Condition: AVG_54 3m 9120D_01620_240828 HORIZONTAL : RBW:1000.000kHz VBW:3000.000kHz SWT:Auto Detector : RMS Mode : 10 Setting : 24 Freq Level Limit Line Margin Read Level Ant Factor Cable Loss Preamp Factor Aux Factor APos TPos Remark MHz dBuV/m dBuV/m dB dBuV dB/m dB dB dB cm deg 1 2422.00 110.59 ------ ------ 99.36 27.54 6.83 33.17 10.03 189 155 Average

Mode	10	
	Band Edge - R	
	2400-2483.5_802.11n HT40_CH03_2422MHz	
ANT	2+1(CDD)	
Pol.	Horizontal	Fundamental
Peak	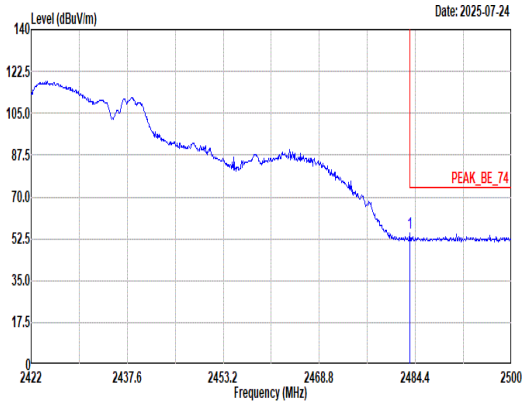 Site : 03CH11-HY Condition: PEAK_BE_74 3m 9120D_01620_240828 HORIZONTAL : RBW:1000.000kHz VBW:3000.000kHz SWT:Auto Detector : PEAK Mode : 10 Setting : 24 Limit Read Ant Cable Preamp Aux APos TPos Freq Level Line Margin Level Factor Loss Factor Factor Remark MHz dBuV/m dBuV/m dB dBuV dB/m dB dB dB cm deg 1 2483.54 54.87 74.00 -19.13 43.25 27.84 6.87 33.12 10.03 189 155 Peak	Blank
Avg	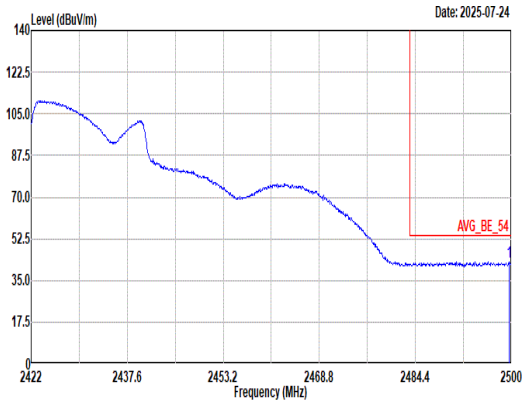 Site : 03CH11-HY Condition: AVG_BE_54 3m 9120D_01620_240828 HORIZONTAL : RBW:1000.000kHz VBW:3000.000kHz SWT:Auto Detector : RMS Mode : 10 Setting : 24 Limit Read Ant Cable Preamp Aux APos TPos Freq Level Line Margin Level Factor Loss Factor Factor Remark MHz dBuV/m dBuV/m dB dBuV dB/m dB dB dB cm deg 1 2499.61 43.00 54.00 -11.00 31.29 27.90 6.88 33.10 10.03 189 155 Average	Blank

Mode	10	
	Band Edge - L	
	2400-2483.5_802.11n HT40_CH03_2422MHz	
ANT	2+1(CDD)	
Pol.	Vertical	Fundamental
Peak	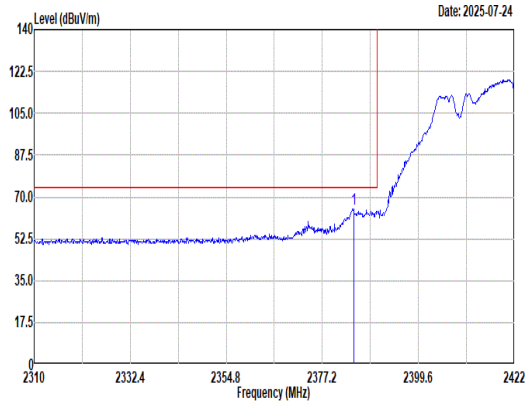 Site : 03CH11-HY Condition: PEAK_BE_74 3m 9120D_01620_240828 VERTICAL : RBW:1000.000kHz VBW:3000.000kHz SWT:Auto Detector : PEAK Mode : 10 Setting : 24 Freq Level Limit Line Margin Read Level Ant Factor Cable Loss Preamp Factor Aux Factor APos TPos Remark MHz dBuV/m dBuV/m dB dBuV dB/m dB dB dB cm deg 1 2384.48 64.82 74.00 -9.18 53.97 27.24 6.79 33.21 10.03 166 261 Peak	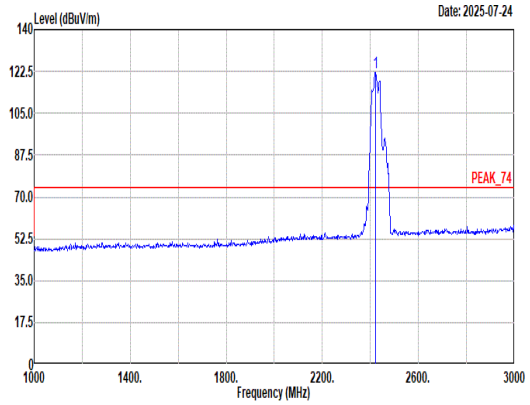 Site : 03CH11-HY Condition: PEAK_74 3m 9120D_01620_240828 VERTICAL : RBW:1000.000kHz VBW:3000.000kHz SWT:Auto Detector : PEAK Mode : 10 Setting : 24 Freq Level Limit Line Margin Read Level Ant Factor Cable Loss Preamp Factor Aux Factor APos TPos Remark MHz dBuV/m dBuV/m dB dBuV dB/m dB dB dB cm deg 1 2422.00 121.84 ------ ------ 110.65 27.50 6.83 33.17 10.03 166 261 Peak
Avg	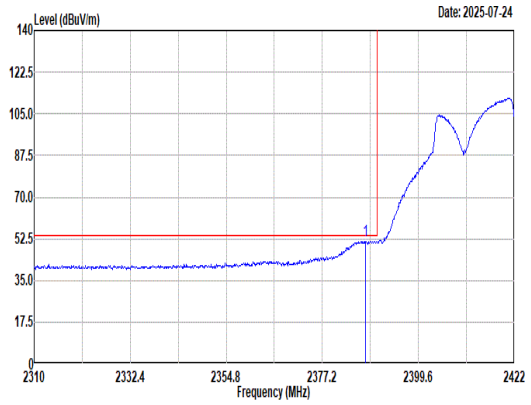 Site : 03CH11-HY Condition: AVG_BE_54 3m 9120D_01620_240828 VERTICAL : RBW:1000.000kHz VBW:3000.000kHz SWT:Auto Detector : RMS Mode : 10 Setting : 24 Freq Level Limit Line Margin Read Level Ant Factor Cable Loss Preamp Factor Aux Factor APos TPos Remark MHz dBuV/m dBuV/m dB dBuV dB/m dB dB dB cm deg 1 2387.28 51.66 54.00 -2.34 40.76 27.27 6.80 33.20 10.03 166 261 Average	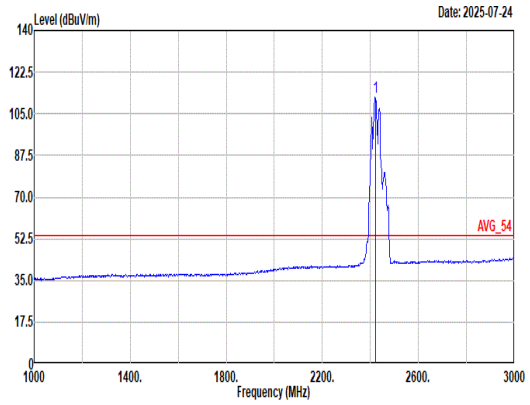 Site : 03CH11-HY Condition: AVG_54 3m 9120D_01620_240828 VERTICAL : RBW:1000.000kHz VBW:3000.000kHz SWT:Auto Detector : RMS Mode : 10 Setting : 24 Freq Level Limit Line Margin Read Level Ant Factor Cable Loss Preamp Factor Aux Factor APos TPos Remark MHz dBuV/m dBuV/m dB dBuV dB/m dB dB dB cm deg 1 2422.00 112.05 ------ ------ 100.86 27.50 6.83 33.17 10.03 166 261 Average

Mode	10	
	Band Edge - R	
	2400-2483.5_802.11n HT40_CH03_2422MHz	
ANT	2+1(CDD)	
Pol.	Vertical	Fundamental
Peak	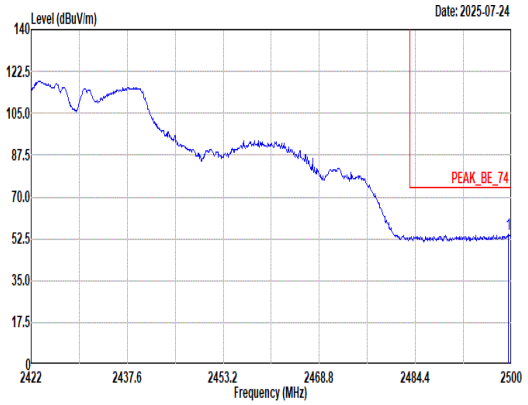 Site : 03CH11-HY Condition: PEAK_BE_74 3m 9120D_01620_240828 VERTICAL : RBW:1000.000kHz VBW:3000.000kHz SWT:Auto Detector : PEAK Mode : 10 Setting : 24 Limit Read Ant Cable Preamp Aux APos TPos Freq Level Line Margin Level Factor Loss Factor Factor Remark MHz dBuV/m dBuV/m dB dBuV dB/m dB dB dB cm deg 1 2499.45 54.23 74.00 -19.77 42.52 27.90 6.88 33.10 10.03 166 261 Peak	Blank
Avg	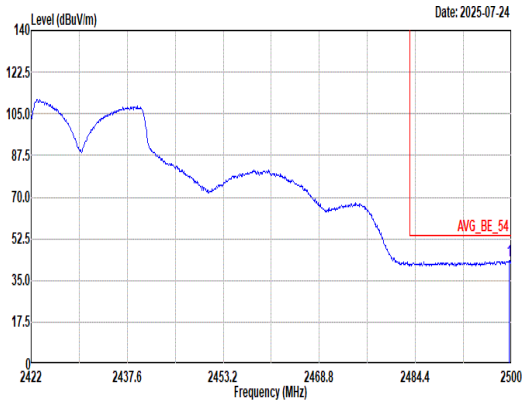 Site : 03CH11-HY Condition: AVG_BE_54 3m 9120D_01620_240828 VERTICAL : RBW:1000.000kHz VBW:3000.000kHz SWT:Auto Detector : RMS Mode : 10 Setting : 24 Limit Read Ant Cable Preamp Aux APos TPos Freq Level Line Margin Level Factor Loss Factor Factor Remark MHz dBuV/m dBuV/m dB dBuV dB/m dB dB dB cm deg 1 2499.61 43.38 54.00 -10.62 31.67 27.90 6.88 33.10 10.03 166 261 Average	Blank

Mode	11	
	Band Edge - L	
	2400-2483.5_802.11n HT40_CH06_2437MHz	
ANT	2+1(CDD)	
Pol.	Horizontal	Fundamental
Peak	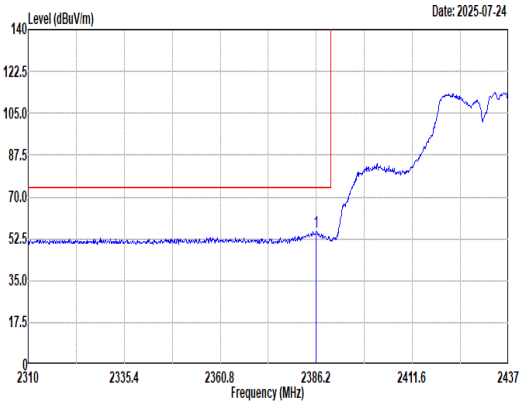 Site : 03CH11-HY Condition: PEAK_BE_74 3m 9120D_01620_240828 HORIZONTAL : RBW:1000.000kHz VBW:3000.000kHz SWT:Auto Detector : PEAK Mode : 11 Setting : 24 Freq Level Limit Line Margin Read Level Ant Factor Cable Loss Preamp Factor Aux Factor APos TPos Remark MHz dBuV/m dBuV/m dB dBuV dB/m dB dB dB cm deg 1 2386.20 55.30 74.00 -18.70 44.41 27.26 6.80 33.20 10.03 200 116 Peak	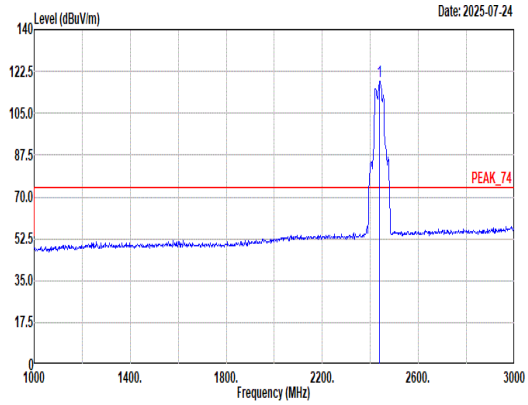 Site : 03CH11-HY Condition: PEAK_74 3m 9120D_01620_240828 HORIZONTAL : RBW:1000.000kHz VBW:3000.000kHz SWT:Auto Detector : PEAK Mode : 11 Setting : 24 Freq Level Limit Line Margin Read Level Ant Factor Cable Loss Preamp Factor Aux Factor APos TPos Remark MHz dBuV/m dBuV/m dB dBuV dB/m dB dB dB cm deg 1 2437.00 118.60 ------ ------ 107.29 27.60 6.84 33.16 10.03 200 116 Peak
Avg	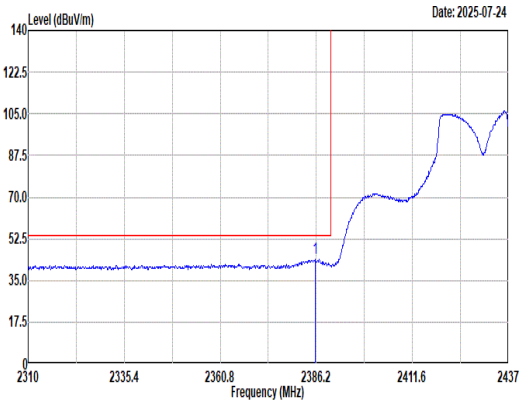 Site : 03CH11-HY Condition: AVG_BE_54 3m 9120D_01620_240828 HORIZONTAL : RBW:1000.000kHz VBW:3000.000kHz SWT:Auto Detector : RMS Mode : 11 Setting : 24 Freq Level Limit Line Margin Read Level Ant Factor Cable Loss Preamp Factor Aux Factor APos TPos Remark MHz dBuV/m dBuV/m dB dBuV dB/m dB dB dB cm deg 1 2385.95 44.18 54.00 -9.82 33.29 27.26 6.80 33.20 10.03 200 116 Average	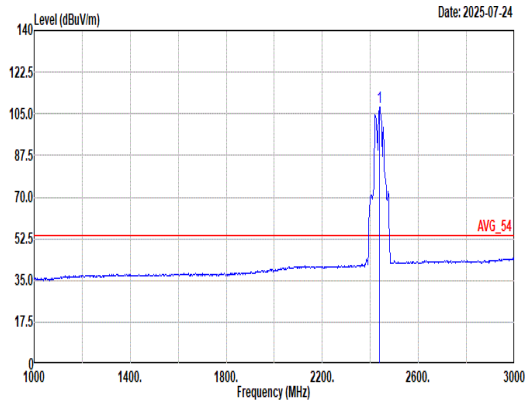 Site : 03CH11-HY Condition: AVG_54 3m 9120D_01620_240828 HORIZONTAL : RBW:1000.000kHz VBW:3000.000kHz SWT:Auto Detector : RMS Mode : 11 Setting : 24 Freq Level Limit Line Margin Read Level Ant Factor Cable Loss Preamp Factor Aux Factor APos TPos Remark MHz dBuV/m dBuV/m dB dBuV dB/m dB dB dB cm deg 1 2437.00 108.00 ------ ------ 96.69 27.60 6.84 33.16 10.03 200 116 Average

Mode	11	
	Band Edge - R	
	2400-2483.5_802.11n HT40_CH06_2437MHz	
ANT	2+1(CDD)	
Pol.	Horizontal	Fundamental
Peak	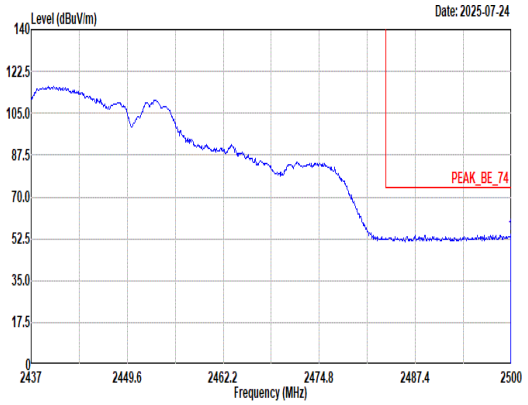 Site : 03CH11-HY Condition: PEAK_BE_74 3m 9120D_01620_240828 HORIZONTAL : RBW:1000.000kHz VBW:3000.000kHz SWT:Auto Detector : PEAK Mode : 11 Setting : 24 Freq Level Limit Line Margin Read Level Ant Factor Cable Loss Preamp Factor Aux Factor APos TPos Remark MHz dBuV/m dBuV/m dB dBuV dB/m dB dB dB cm deg 1 2499.94 54.26 74.00 -19.74 42.55 27.90 6.88 33.10 10.03 200 116 Peak	Blank
Avg	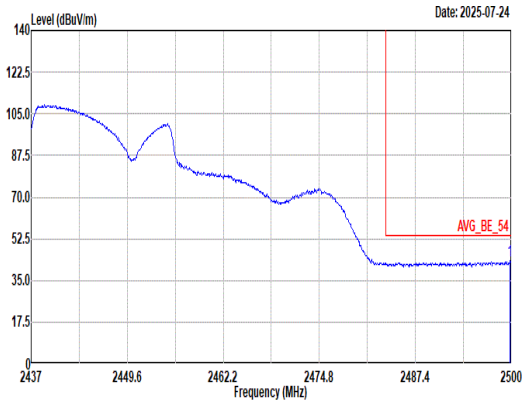 Site : 03CH11-HY Condition: AVG_BE_54 3m 9120D_01620_240828 HORIZONTAL : RBW:1000.000kHz VBW:3000.000kHz SWT:Auto Detector : RMS Mode : 11 Setting : 24 Freq Level Limit Line Margin Read Level Ant Factor Cable Loss Preamp Factor Aux Factor APos TPos Remark MHz dBuV/m dBuV/m dB dBuV dB/m dB dB dB cm deg 1 2499.81 43.39 54.00 -10.61 31.68 27.90 6.88 33.10 10.03 200 116 Average	Blank

Mode	11	
	Band Edge - L	
	2400-2483.5_802.11n HT40_CH06_2437MHz	
ANT	2+1(CDD)	
Pol.	Vertical	Fundamental
Peak	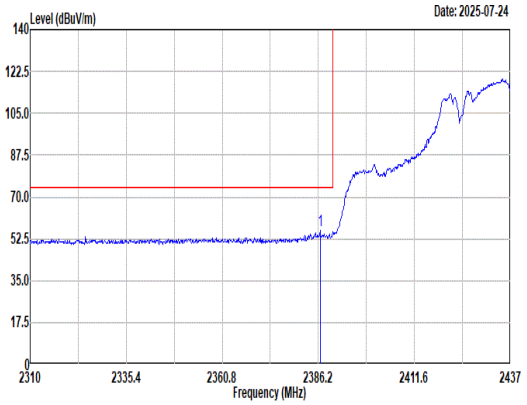 Site : 03CH11-HY Condition: PEAK_BE_74 3m 9120D_01620_240828 VERTICAL : RBW:1000.000kHz VBW:3000.000kHz SWT:Auto Detector : PEAK Mode : 11 Setting : 24 Freq Level Limit Line Margin Read Level Ant Factor Cable Loss Preamp Factor Aux Factor APos TPos Remark MHz dBuV/m dBuV/m dB dBuV dB/m dB dB dB cm deg 1 2386.71 56.23 74.00 -17.77 45.33 27.27 6.80 33.20 10.03 191 270 Peak	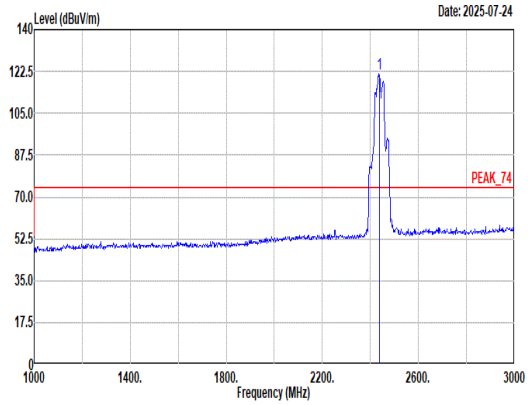 Site : 03CH11-HY Condition: PEAK_74 3m 9120D_01620_240828 VERTICAL : RBW:1000.000kHz VBW:3000.000kHz SWT:Auto Detector : PEAK Mode : 11 Setting : 24 Freq Level Limit Line Margin Read Level Ant Factor Cable Loss Preamp Factor Aux Factor APos TPos Remark MHz dBuV/m dBuV/m dB dBuV dB/m dB dB dB cm deg 1 2437.00 121.41 ------ ------ 110.10 27.60 6.84 33.16 10.03 191 270 Peak
Avg	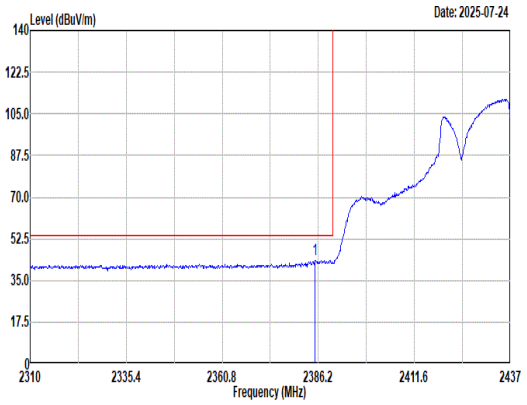 Site : 03CH11-HY Condition: AVG_BE_54 3m 9120D_01620_240828 VERTICAL : RBW:1000.000kHz VBW:3000.000kHz SWT:Auto Detector : RMS Mode : 11 Setting : 24 Freq Level Limit Line Margin Read Level Ant Factor Cable Loss Preamp Factor Aux Factor APos TPos Remark MHz dBuV/m dBuV/m dB dBuV dB/m dB dB dB cm deg 1 2385.31 43.64 54.00 -10.36 32.77 27.25 6.80 33.21 10.03 191 270 Average	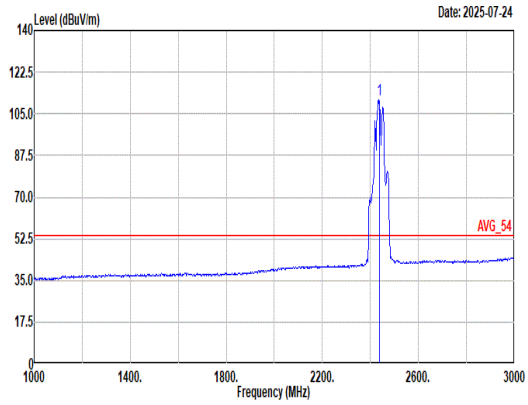 Site : 03CH11-HY Condition: AVG_54 3m 9120D_01620_240828 VERTICAL : RBW:1000.000kHz VBW:3000.000kHz SWT:Auto Detector : RMS Mode : 11 Setting : 24 Freq Level Limit Line Margin Read Level Ant Factor Cable Loss Preamp Factor Aux Factor APos TPos Remark MHz dBuV/m dBuV/m dB dBuV dB/m dB dB dB cm deg 1 2437.00 111.20 ------ ------ 99.89 27.60 6.84 33.16 10.03 191 270 Average

Mode	11	
	Band Edge - R	
	2400-2483.5_802.11n HT40_CH06_2437MHz	
ANT	2+1(CDD)	
Pol.	Vertical	Fundamental
Peak	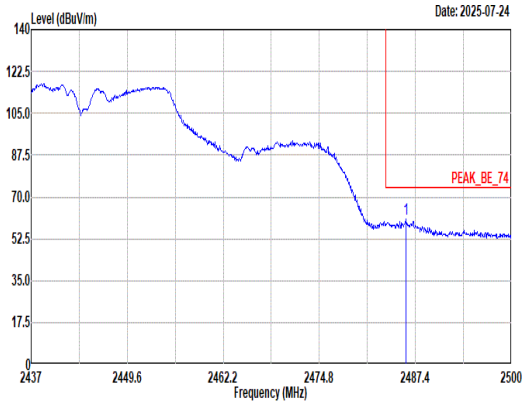 Site : 03CH11-HY Condition: PEAK_BE_74 3m 9120D_01620_240828 VERTICAL : RBW:1000.000kHz VBW:3000.000kHz SWT:Auto Detector : PEAK Mode : 11 Setting : 24 Limit Read Ant Cable Preamp Aux APos TPos Freq Level Line Margin Level Factor Loss Factor Factor Remark MHz dBuV/m dBuV/m dB dBuV dB/m dB dB dB cm deg 1 2486.20 60.72 74.00 -13.28 49.07 27.86 6.87 33.11 10.03 191 270 Peak	Blank
Avg	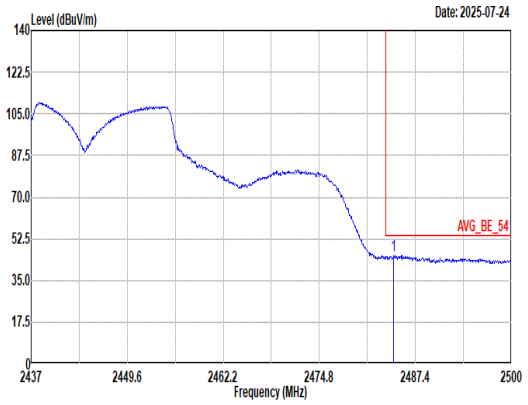 Site : 03CH11-HY Condition: AVG_BE_54 3m 9120D_01620_240828 VERTICAL : RBW:1000.000kHz VBW:3000.000kHz SWT:Auto Detector : RMS Mode : 11 Setting : 24 Limit Read Ant Cable Preamp Aux APos TPos Freq Level Line Margin Level Factor Loss Factor Factor Remark MHz dBuV/m dBuV/m dB dBuV dB/m dB dB dB cm deg 1 2484.57 45.43 54.00 -8.57 33.79 27.85 6.87 33.11 10.03 191 270 Average	Blank

Mode	12	
	Band Edge - L	
	2400-2483.5_802.11n HT40_CH09_2452MHz	
ANT	2+1(CDD)	
Pol.	Horizontal	Fundamental
Peak	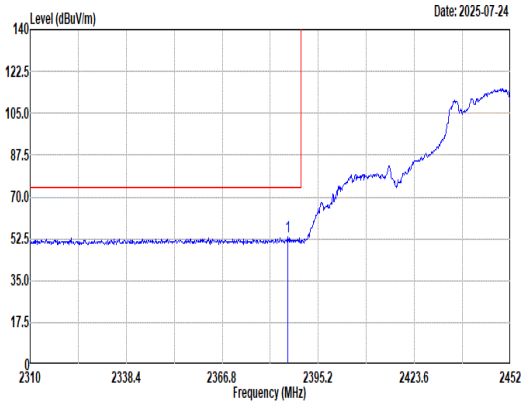 Site : 03CH11-HY Condition: PEAK_BE_74 3m 9120D_01620_240828 HORIZONTAL : RBW:1000.000kHz VBW:3000.000kHz SWT:Auto Detector : PEAK Mode : 12 Setting : 23 Freq Level Limit Line Margin Read Level Ant Factor Cable Loss Preamp Factor Aux Factor APos TPos Remark MHz dBuV/m dBuV/m dB dBuV dB/m dB dB dB cm deg 1 2386.11 53.33 74.00 -20.67 42.44 27.26 6.80 33.20 10.03 100 246 Peak	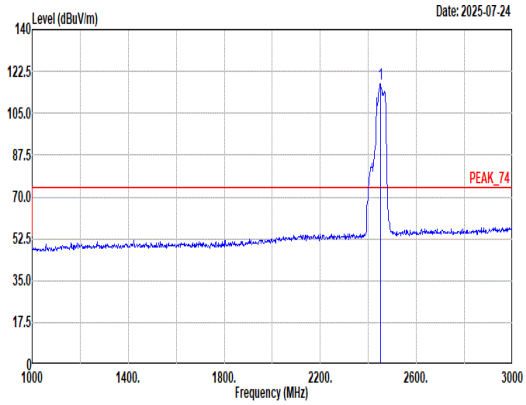 Site : 03CH11-HY Condition: PEAK_74 3m 9120D_01620_240828 HORIZONTAL : RBW:1000.000kHz VBW:3000.000kHz SWT:Auto Detector : PEAK Mode : 12 Setting : 23 Freq Level Limit Line Margin Read Level Ant Factor Cable Loss Preamp Factor Aux Factor APos TPos Remark MHz dBuV/m dBuV/m dB dBuV dB/m dB dB dB cm deg 1 2452.00 117.31 ------ ------ 105.98 27.60 6.85 33.15 10.03 100 246 Peak
Avg	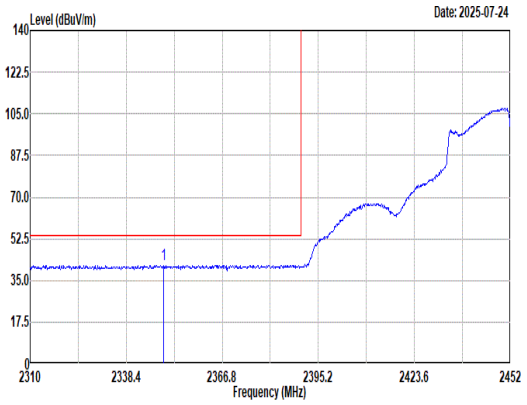 Site : 03CH11-HY Condition: AVG_BE_54 3m 9120D_01620_240828 HORIZONTAL : RBW:1000.000kHz VBW:3000.000kHz SWT:Auto Detector : RMS Mode : 12 Setting : 23 Freq Level Limit Line Margin Read Level Ant Factor Cable Loss Preamp Factor Aux Factor APos TPos Remark MHz dBuV/m dBuV/m dB dBuV dB/m dB dB dB cm deg 1 2349.48 41.57 54.00 -12.43 30.86 27.19 6.74 33.24 10.02 100 246 Average	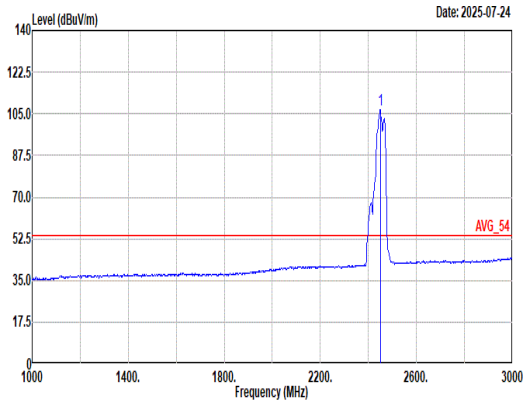 Site : 03CH11-HY Condition: AVG_54 3m 9120D_01620_240828 HORIZONTAL : RBW:1000.000kHz VBW:3000.000kHz SWT:Auto Detector : RMS Mode : 12 Setting : 23 Freq Level Limit Line Margin Read Level Ant Factor Cable Loss Preamp Factor Aux Factor APos TPos Remark MHz dBuV/m dBuV/m dB dBuV dB/m dB dB dB cm deg 1 2452.00 106.94 ------ ------ 95.61 27.60 6.85 33.15 10.03 100 246 Average

Mode	12	
	Band Edge - R	
	2400-2483.5_802.11n HT40_CH09_2452MHz	
ANT	2+1(CDD)	
Pol.	Horizontal	Fundamental
Peak	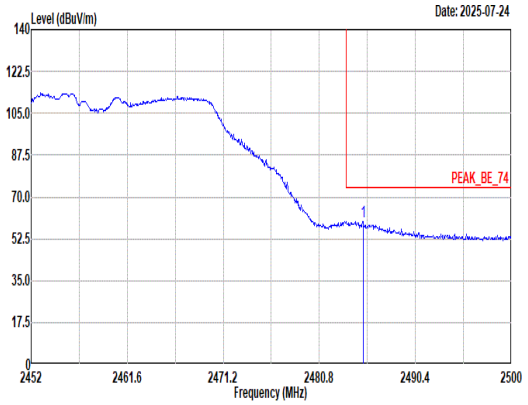 Site : 03CH11-HY Condition: PEAK_BE_74 3m 9120D_01620_240828 HORIZONTAL : RBW:1000.000kHz VBW:3000.000kHz SWT:Auto Detector : PEAK Mode : 12 Setting : 23 Freq Level Limit Line Margin Read Level Ant Factor Cable Loss Preamp Factor Aux Factor APos TPos Remark MHz dBuV/m dBuV/m dB dBuV dB/m dB dB dB cm deg 1 2485.17 59.94 74.00 -14.06 48.30 27.85 6.87 33.11 10.03 100 246 Peak	Blank
Avg	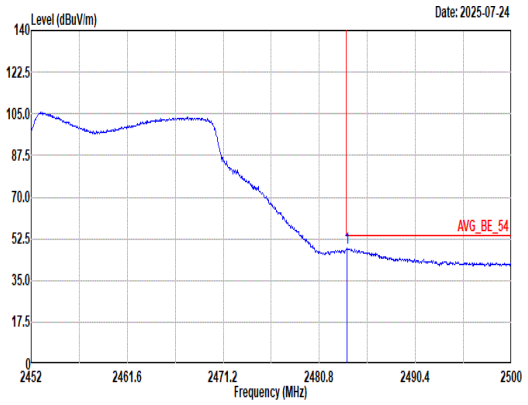 Site : 03CH11-HY Condition: AVG_BE_54 3m 9120D_01620_240828 HORIZONTAL : RBW:1000.000kHz VBW:3000.000kHz SWT:Auto Detector : RMS Mode : 12 Setting : 23 Freq Level Limit Line Margin Read Level Ant Factor Cable Loss Preamp Factor Aux Factor APos TPos Remark MHz dBuV/m dBuV/m dB dBuV dB/m dB dB dB cm deg 1 2483.54 48.65 54.00 -5.35 37.03 27.84 6.87 33.12 10.03 100 246 Average	Blank

Mode	12	
	Band Edge - L	
	2400-2483.5_802.11n HT40_CH09_2452MHz	
ANT	2+1(CDD)	
Pol.	Vertical	Fundamental
Peak	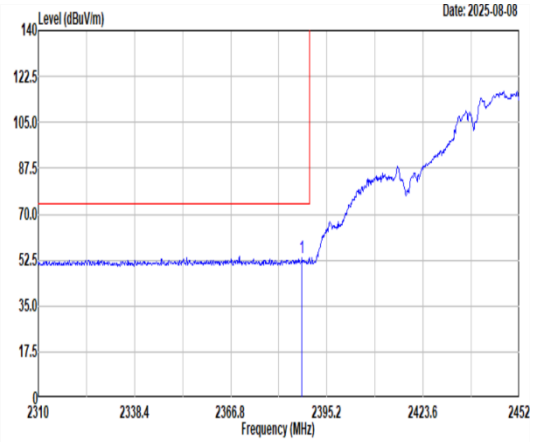 Site : 03CH11-HY Condition: PEAK_BE_74 3m 9120D_01620_240828 VERTICAL : RBW:1000.000kHz VBW:3000.000kHz SWT:Auto Freq Level Limit Line Margin Read Level Ant Factor Cable Loss Preamp Factor Aux Factor APos TPos Remark MHz dBuV/m dBuV/m dB dBuV dB/m dB dB dB cm deg 1 2387.82 53.53 74.00 -20.47 42.62 27.28 6.80 33.20 10.03 200 271 Peak	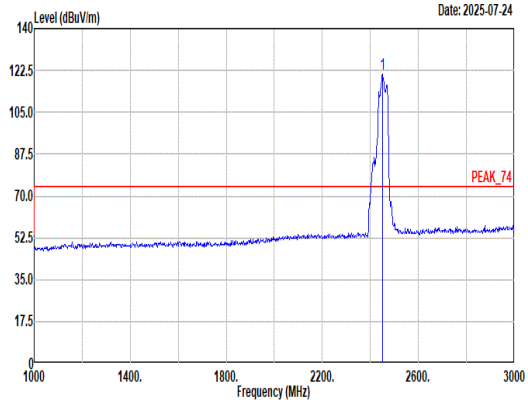 Site : 03CH11-HY Condition: PEAK_74 3m 9120D_01620_240828 VERTICAL : RBW:1000.000kHz VBW:3000.000kHz SWT:Auto Detector : PEAK Mode : 12 Setting : 23 Freq Level Limit Line Margin Read Level Ant Factor Cable Loss Preamp Factor Aux Factor APos TPos Remark MHz dBuV/m dBuV/m dB dBuV dB/m dB dB dB cm deg 1 2452.00 120.86 ------ ------ 109.53 27.60 6.85 33.15 10.03 200 271 Peak
Avg	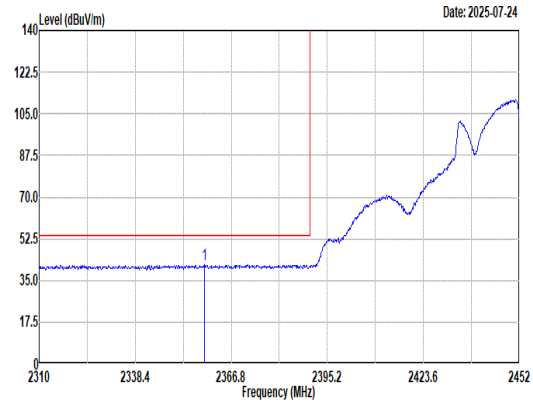 Site : 03CH11-HY Condition: AVG_BE_54 3m 9120D_01620_240828 VERTICAL : RBW:1000.000kHz VBW:3000.000kHz SWT:Auto Detector : RMS Mode : 12 Setting : 23 Freq Level Limit Line Margin Read Level Ant Factor Cable Loss Preamp Factor Aux Factor APos TPos Remark MHz dBuV/m dBuV/m dB dBuV dB/m dB dB dB cm deg 1 2358.85 41.99 54.00 -12.01 31.25 27.20 6.75 33.23 10.02 200 271 Average	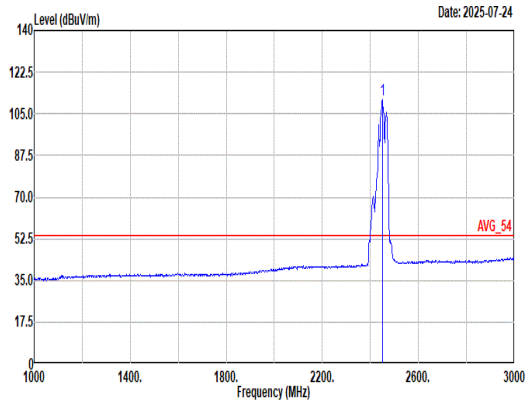 Site : 03CH11-HY Condition: AVG_54 3m 9120D_01620_240828 VERTICAL : RBW:1000.000kHz VBW:3000.000kHz SWT:Auto Detector : RMS Mode : 12 Setting : 23 Freq Level Limit Line Margin Read Level Ant Factor Cable Loss Preamp Factor Aux Factor APos TPos Remark MHz dBuV/m dBuV/m dB dBuV dB/m dB dB dB cm deg 1 2452.00 111.09 ------ ------ 99.76 27.60 6.85 33.15 10.03 200 271 Average

Mode	12	
	Band Edge - R	
	2400-2483.5_802.11n HT40_CH09_2452MHz	
ANT	2+1(CDD)	
Pol.	Vertical	Fundamental
Peak	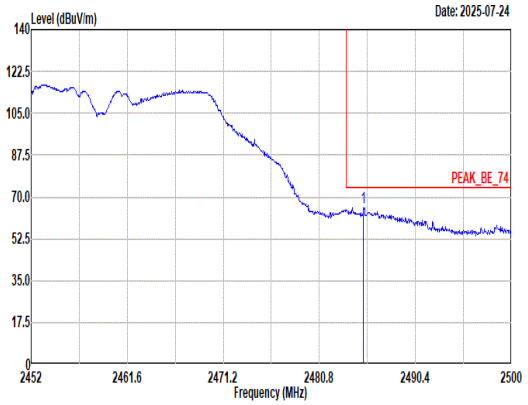 Site : 03CH11-HY Condition: PEAK_BE_74 3m 9120D_01620_240828 VERTICAL : RBW:1000.000kHz VBW:3000.000kHz SWT:Auto Detector : PEAK Mode : 12 Setting : 23 Limit Read Ant Cable Preamp Aux APos TPos Freq Level Line Margin Level Factor Loss Factor Factor Remark MHz dBuV/m dBuV/m dB dBuV dB/m dB dB dB cm deg 1 2485.22 65.69 74.00 -8.31 54.05 27.85 6.87 33.11 10.03 200 271 Peak	Blank
Avg	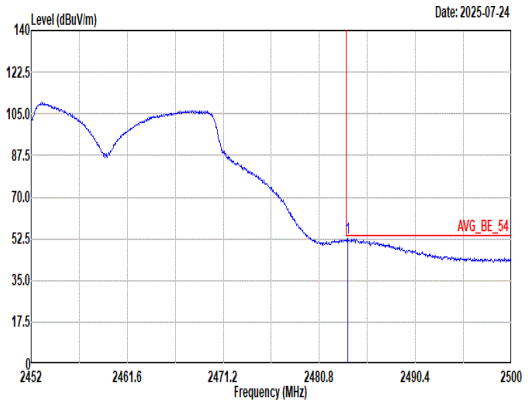 Site : 03CH11-HY Condition: AVG_BE_54 3m 9120D_01620_240828 VERTICAL : RBW:1000.000kHz VBW:3000.000kHz SWT:Auto Detector : RMS Mode : 12 Setting : 23 Limit Read Ant Cable Preamp Aux APos TPos Freq Level Line Margin Level Factor Loss Factor Factor Remark MHz dBuV/m dBuV/m dB dBuV dB/m dB dB dB cm deg 1 2483.63 52.92 54.00 -1.08 41.30 27.84 6.87 33.12 10.03 200 271 Average	Blank

Mode	13	
	Band Edge	
	2400-2483.5_802.11be EHT20_CH01_2412MHz	
ANT	2+1(CDD)	
Pol.	Horizontal	Fundamental
Peak	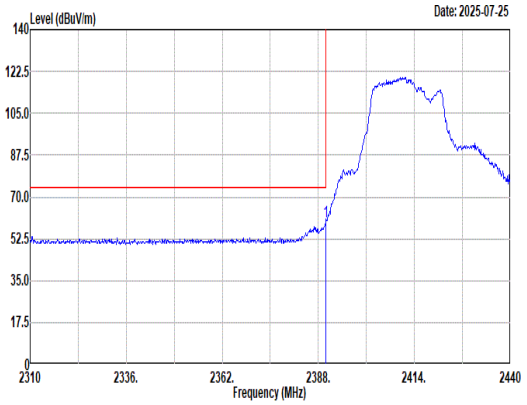 Site : 03CH11-HY Condition: PEAK_BE_74 3m 9120D_01620_240828 HORIZONTAL : RBW:1000.000kHz VBW:3000.000kHz SWT:Auto Detector : PEAK Mode : 13 Setting : 24 Freq Level Limit Line Margin Read Level Ant Factor Cable Loss Preamp Factor Aux Factor APos TPos Remark MHz dBuV/m dBuV/m dB dBuV dB/m dB dB dB cm deg 1 2389.95 59.86 74.00 -14.14 48.93 27.30 6.80 33.20 10.03 100 241 Peak	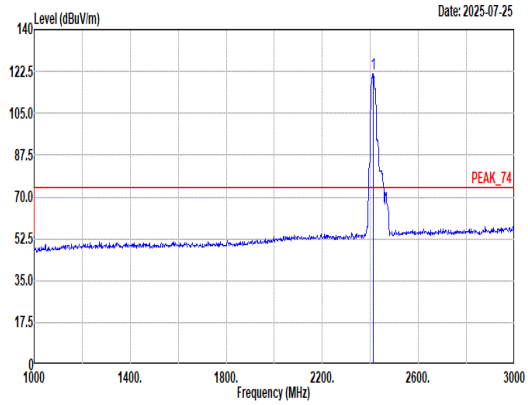 Site : 03CH11-HY Condition: PEAK_74 3m 9120D_01620_240828 HORIZONTAL : RBW:1000.000kHz VBW:3000.000kHz SWT:Auto Detector : PEAK Mode : 13 Setting : 24 Freq Level Limit Line Margin Read Level Ant Factor Cable Loss Preamp Factor Aux Factor APos TPos Remark MHz dBuV/m dBuV/m dB dBuV dB/m dB dB dB cm deg 1 2412.00 121.34 ------ ------ 110.26 27.40 6.83 33.18 10.03 100 241 Peak
Avg	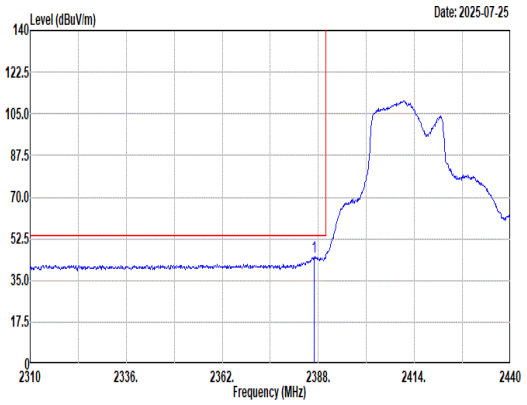 Site : 03CH11-HY Condition: AVG_BE_54 3m 9120D_01620_240828 HORIZONTAL : RBW:1000.000kHz VBW:3000.000kHz SWT:Auto Detector : RMS Mode : 13 Setting : 24 Freq Level Limit Line Margin Read Level Ant Factor Cable Loss Preamp Factor Aux Factor APos TPos Remark MHz dBuV/m dBuV/m dB dBuV dB/m dB dB dB cm deg 1 2386.96 45.14 54.00 -8.86 34.24 27.27 6.80 33.20 10.03 100 241 Average	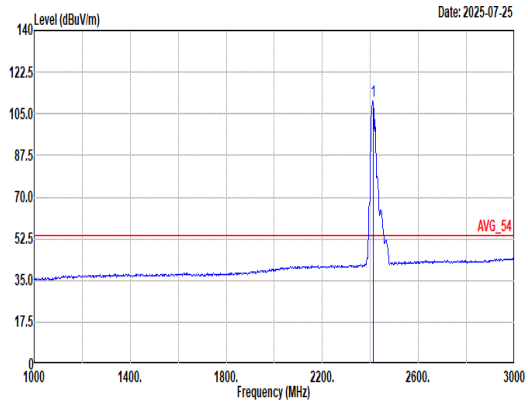 Site : 03CH11-HY Condition: AVG_54 3m 9120D_01620_240828 HORIZONTAL : RBW:1000.000kHz VBW:3000.000kHz SWT:Auto Detector : RMS Mode : 13 Setting : 24 Freq Level Limit Line Margin Read Level Ant Factor Cable Loss Preamp Factor Aux Factor APos TPos Remark MHz dBuV/m dBuV/m dB dBuV dB/m dB dB dB cm deg 1 2412.00 110.35 ------ ------ 99.27 27.40 6.83 33.18 10.03 100 241 Average

Mode	13	
	Band Edge	
	2400-2483.5_802.11be EHT20_CH01_2412MHz	
ANT	2+1(CDD)	
Pol.	Vertical	Fundamental
Peak	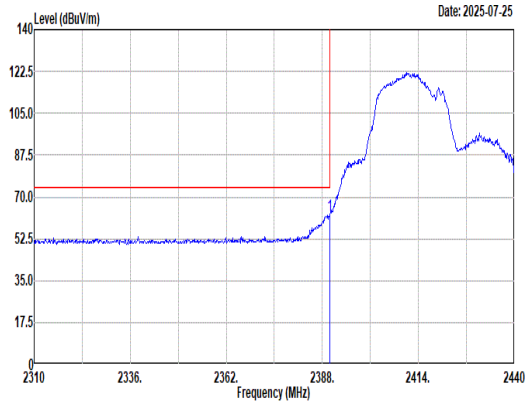 Site : 03CH11-HY Condition: PEAK_BE_74 3m 9120D_01620_240828 VERTICAL : RBW:1000.000kHz VBW:3000.000kHz SWT:Auto Detector : PEAK Mode : 13 Setting : 24 Freq Level Limit Line Margin Read Level Ant Factor Cable Loss Preamp Factor Aux Factor APos TPos Remark MHz dBuV/m dBuV/m dB dBuV dB/m dB dB dB cm deg 1 2389.95 62.49 74.00 -11.51 51.56 27.30 6.80 33.20 10.03 168 262 Peak	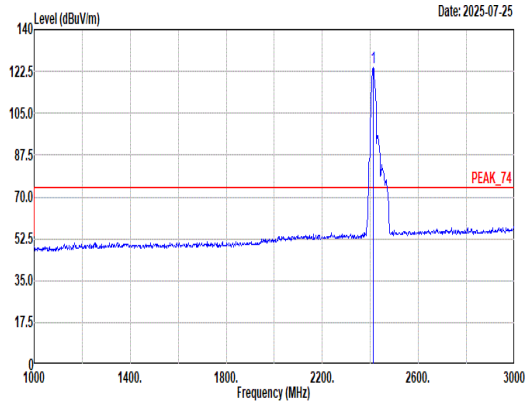 Site : 03CH11-HY Condition: PEAK_74 3m 9120D_01620_240828 VERTICAL : RBW:1000.000kHz VBW:3000.000kHz SWT:Auto Detector : PEAK Mode : 13 Setting : 24 Freq Level Limit Line Margin Read Level Ant Factor Cable Loss Preamp Factor Aux Factor APos TPos Remark MHz dBuV/m dBuV/m dB dBuV dB/m dB dB dB cm deg 1 2412.00 124.01 ------ ------ 112.91 27.42 6.83 33.18 10.03 168 262 Peak
Avg	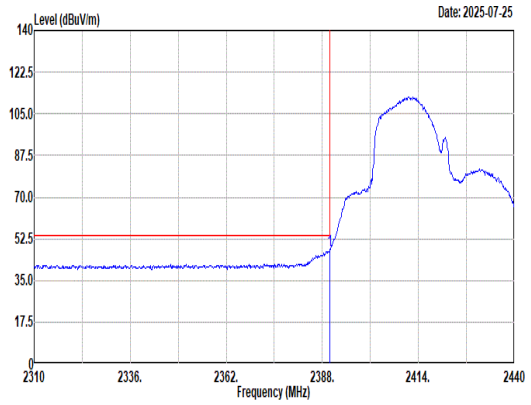 Site : 03CH11-HY Condition: AVG_BE_54 3m 9120D_01620_240828 VERTICAL : RBW:1000.000kHz VBW:3000.000kHz SWT:Auto Detector : RMS Mode : 13 Setting : 24 Freq Level Limit Line Margin Read Level Ant Factor Cable Loss Preamp Factor Aux Factor APos TPos Remark MHz dBuV/m dBuV/m dB dBuV dB/m dB dB dB cm deg 1 2389.95 47.43 54.00 -6.57 36.50 27.30 6.80 33.20 10.03 168 262 Average	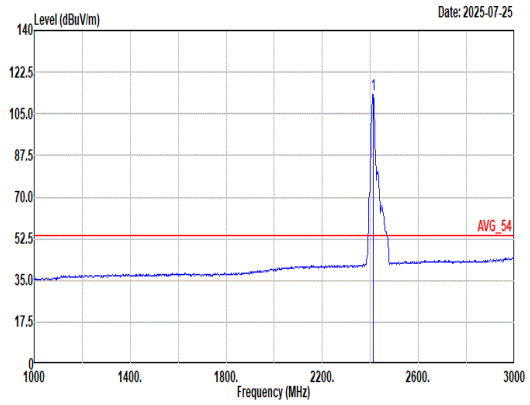 Site : 03CH11-HY Condition: AVG_54 3m 9120D_01620_240828 VERTICAL : RBW:1000.000kHz VBW:3000.000kHz SWT:Auto Detector : RMS Mode : 13 Setting : 24 Freq Level Limit Line Margin Read Level Ant Factor Cable Loss Preamp Factor Aux Factor APos TPos Remark MHz dBuV/m dBuV/m dB dBuV dB/m dB dB dB cm deg 1 2412.00 113.15 ------ ------ 102.05 27.42 6.83 33.18 10.03 168 262 Average

Mode	13	
	Harmonic	
	2400-2483.5_802.11be EHT20_CH01_2412MHz	
ANT	2+1(CDD)	
Pol.	Horizontal	Vertical
Peak Avg	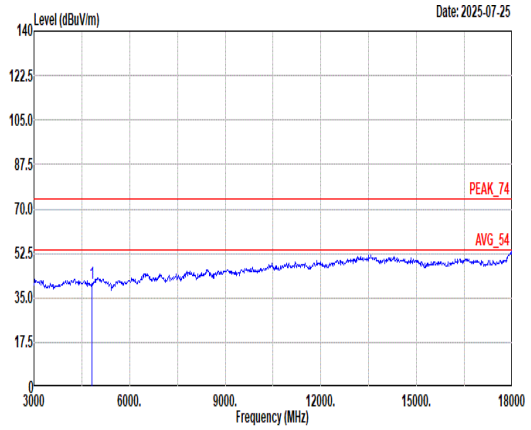 Site : 03CH11-HY Condition: PEAK_74 3m 9120D_01620_240828 HORIZONTAL Mode : 13 Setting : 24 Freq Level Limit Line Margin Read Level Ant Factor Cable Loss Preamp Factor Aux Factor APos TPos Remark 1 4824.00 40.94 74.00 -33.06 64.31 32.44 10.42 66.74 0.51 -- -- Peak	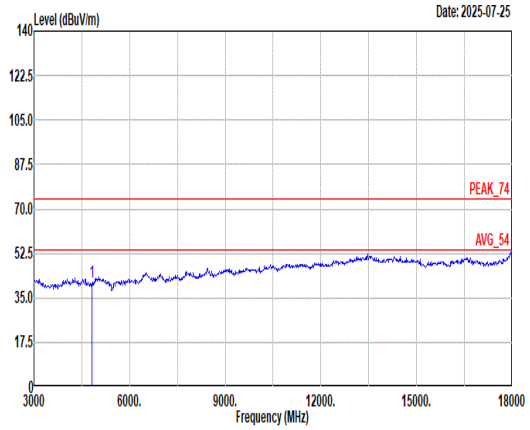 Site : 03CH11-HY Condition: PEAK_74 3m 9120D_01620_240828 VERTICAL Mode : 13 Setting : 24 Freq Level Limit Line Margin Read Level Ant Factor Cable Loss Preamp Factor Aux Factor APos TPos Remark 1 4824.00 41.01 74.00 -32.99 64.38 32.44 10.42 66.74 0.51 -- -- Peak

Mode	13	
	Harmonic	
	2400-2483.5_802.11be EHT20_CH01_2412MHz	
ANT	2+1(CDD)	
Pol.	Horizontal	Vertical
14.47G ~14.5G Avg	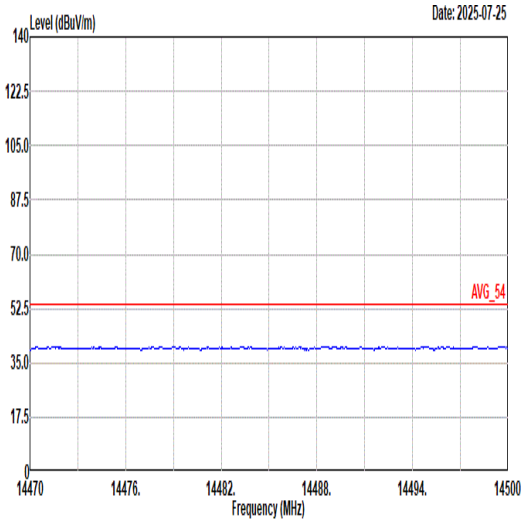 Site : 03CH11-HY Condition: AVG_54 3m 9120D_01620_240828 HORIZONTAL Mode : 13 Setting : 24	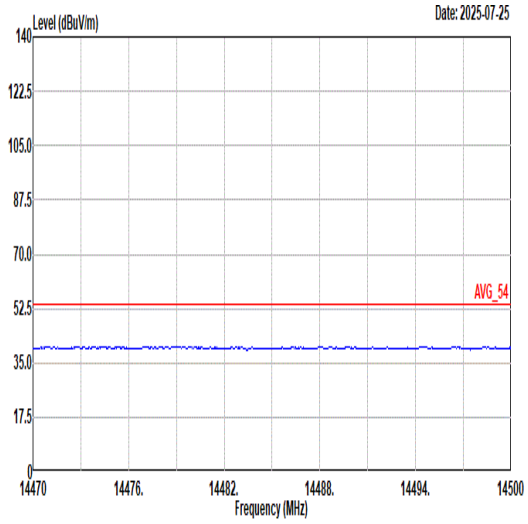 Site : 03CH11-HY Condition: AVG_54 3m 9120D_01620_240828 VERTICAL Mode : 13 Setting : 24
17.7G ~18G Avg	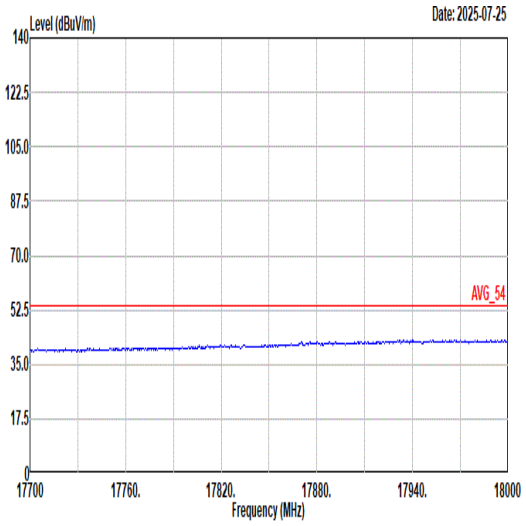 Site : 03CH11-HY Condition: AVG_54 3m 9120D_01620_240828 HORIZONTAL Mode : 13 Setting : 24	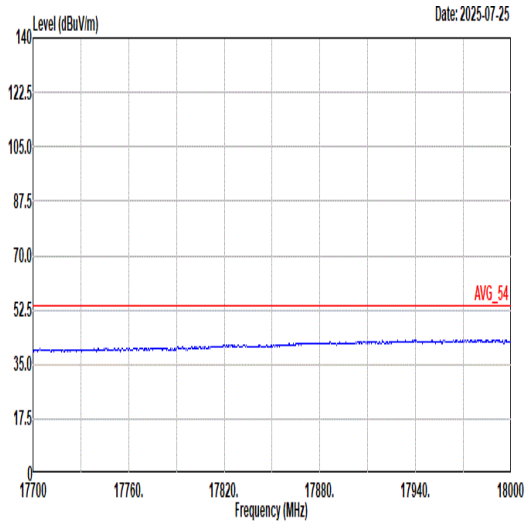 Site : 03CH11-HY Condition: AVG_54 3m 9120D_01620_240828 VERTICAL Mode : 13 Setting : 24

Mode	14	
	Band Edge - L	
	2400-2483.5_802.11be EHT20_CH06_2437MHz	
ANT	2+1(CDD)	
Pol.	Horizontal	Fundamental
Peak	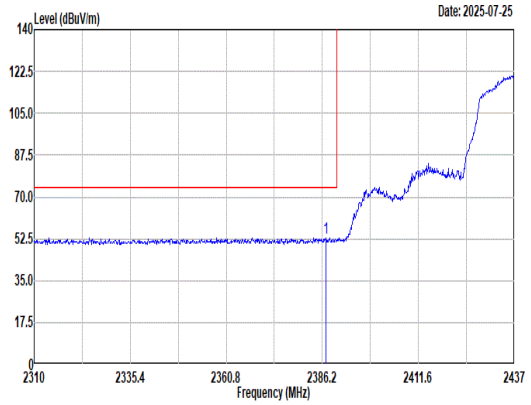 Site : 03CH11-HY Condition: PEAK_BE_74 3m 9120D_01620_240828 HORIZONTAL : RBW:1000.000kHz VBW:3000.000kHz SWT:Auto Detector : PEAK Mode : 14 Setting : 24 1 2387.22 53.01 74.00 -20.99 42.11 27.27 6.80 33.20 10.03 100 152 Peak	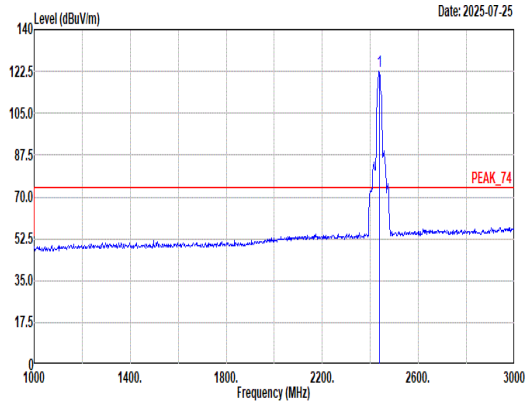 Site : 03CH11-HY Condition: PEAK_74 3m 9120D_01620_240828 HORIZONTAL : RBW:1000.000kHz VBW:3000.000kHz SWT:Auto Detector : PEAK Mode : 14 Setting : 24 1 2437.00 122.60 ------ ------ 111.29 27.60 6.84 33.16 10.03 100 152 Peak
Avg	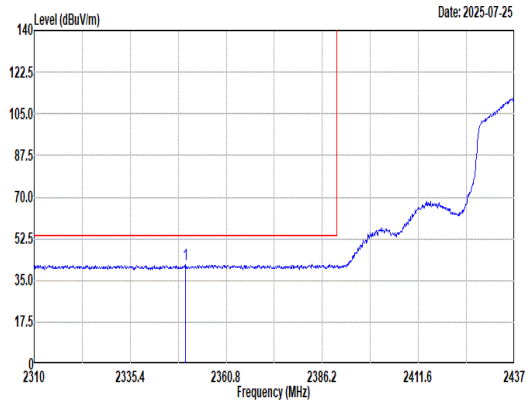 Site : 03CH11-HY Condition: AVG_BE_54 3m 9120D_01620_240828 HORIZONTAL : RBW:1000.000kHz VBW:3000.000kHz SWT:Auto Detector : RMS Mode : 14 Setting : 24 1 2350.01 41.88 54.00 -12.12 31.16 27.20 6.74 33.24 10.02 100 152 Average	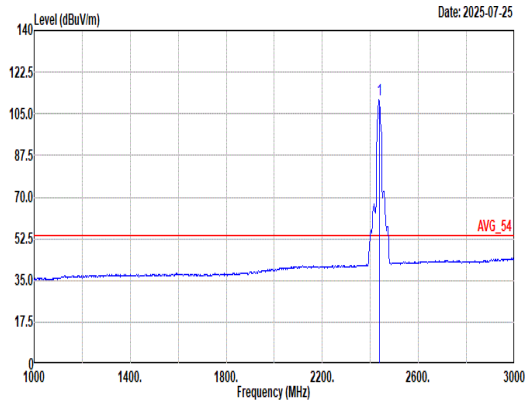 Site : 03CH11-HY Condition: AVG_54 3m 9120D_01620_240828 HORIZONTAL : RBW:1000.000kHz VBW:3000.000kHz SWT:Auto Detector : RMS Mode : 14 Setting : 24 1 2437.00 111.03 ------ ------ 99.72 27.60 6.84 33.16 10.03 100 152 Average

Mode	14	
	Band Edge - R	
	2400-2483.5_802.11be EHT20_CH06_2437MHz	
ANT	2+1(CDD)	
Pol.	Horizontal	Fundamental
Peak	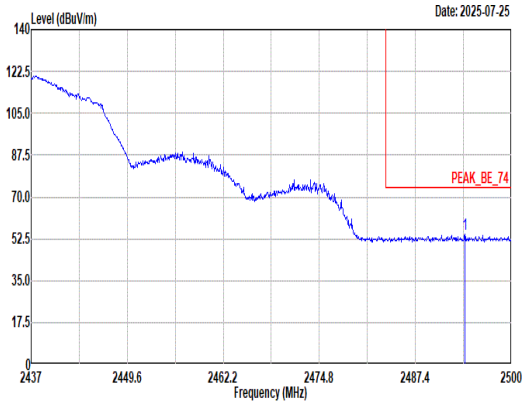 Site : 03CH11-HY Condition: PEAK_BE_74 3m 9120D_01620_240828 HORIZONTAL : RBW:1000.000kHz VBW:3000.000kHz SWT:Auto Detector : PEAK Mode : 14 Setting : 24 Limit Read Ant Cable Preamp Aux APos TPos Freq Level Line Margin Level Factor Loss Factor Factor Remark MHz dBuV/m dBuV/m dB dBuV dB/m dB dB dB cm deg 1 2493.89 54.43 74.00 -19.57 42.73 27.90 6.88 33.11 10.03 100 152 Peak	Blank
Avg	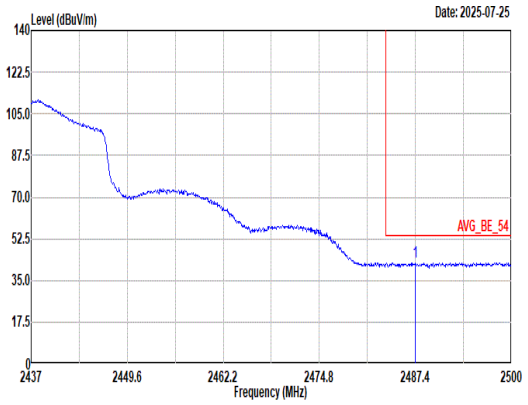 Site : 03CH11-HY Condition: AVG_BE_54 3m 9120D_01620_240828 HORIZONTAL : RBW:1000.000kHz VBW:3000.000kHz SWT:Auto Detector : RMS Mode : 14 Setting : 24 Limit Read Ant Cable Preamp Aux APos TPos Freq Level Line Margin Level Factor Loss Factor Factor Remark MHz dBuV/m dBuV/m dB dBuV dB/m dB dB dB cm deg 1 2487.34 42.67 54.00 -11.33 31.01 27.87 6.87 33.11 10.03 100 152 Average	Blank

Mode	14	
	Band Edge - L	
	2400-2483.5_802.11be EHT20_CH06_2437MHz	
ANT	2+1(CDD)	
Pol.	Vertical	Fundamental
Peak	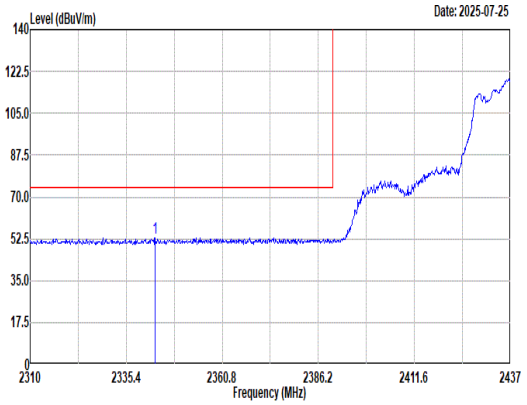 Site : 03CH11-HY Condition: PEAK_BE_74 3m 9120D_01620_240828 VERTICAL : RBW:1000.000kHz VBW:3000.000kHz SWT:Auto Detector : PEAK Mode : 14 Setting : 24 Freq Level Limit Line Margin Read Level Ant Factor Cable Loss Preamp Factor Aux Factor APos TPos Remark MHz dBuV/m dBuV/m dB dBuV dB/m dB dB dB cm deg 1 2343.02 53.01 74.00 -20.99 42.37 27.13 6.73 33.24 10.02 249 268 Peak	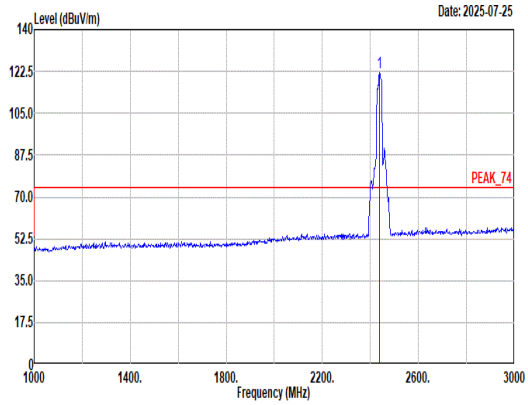 Site : 03CH11-HY Condition: PEAK_74 3m 9120D_01620_240828 VERTICAL : RBW:1000.000kHz VBW:3000.000kHz SWT:Auto Detector : PEAK Mode : 14 Setting : 24 Freq Level Limit Line Margin Read Level Ant Factor Cable Loss Preamp Factor Aux Factor APos TPos Remark MHz dBuV/m dBuV/m dB dBuV dB/m dB dB dB cm deg 1 2437.00 122.01 ------ ------ 110.70 27.60 6.84 33.16 10.03 249 268 Peak
Avg	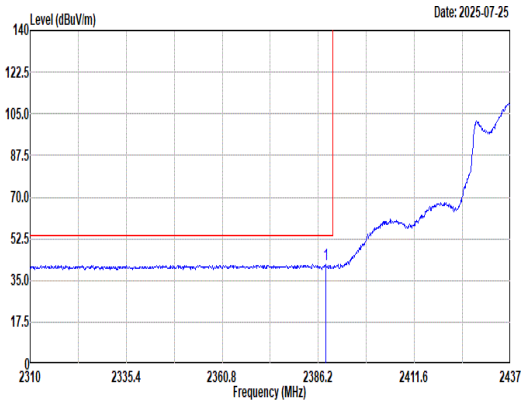 Site : 03CH11-HY Condition: AVG_BE_54 3m 9120D_01620_240828 VERTICAL : RBW:1000.000kHz VBW:3000.000kHz SWT:Auto Detector : RMS Mode : 14 Setting : 24 Freq Level Limit Line Margin Read Level Ant Factor Cable Loss Preamp Factor Aux Factor APos TPos Remark MHz dBuV/m dBuV/m dB dBuV dB/m dB dB dB cm deg 1 2388.11 41.74 54.00 -12.26 30.83 27.28 6.80 33.20 10.03 249 268 Average	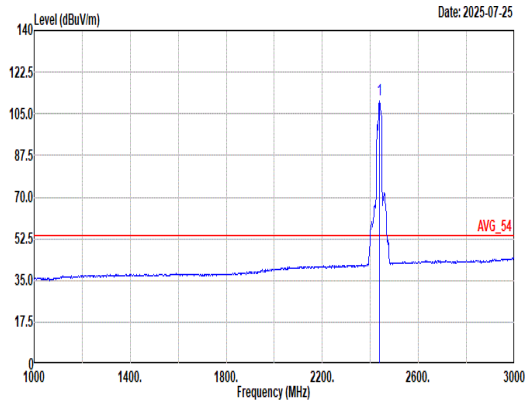 Site : 03CH11-HY Condition: AVG_54 3m 9120D_01620_240828 VERTICAL : RBW:1000.000kHz VBW:3000.000kHz SWT:Auto Detector : RMS Mode : 14 Setting : 24 Freq Level Limit Line Margin Read Level Ant Factor Cable Loss Preamp Factor Aux Factor APos TPos Remark MHz dBuV/m dBuV/m dB dBuV dB/m dB dB dB cm deg 1 2437.00 110.82 ------ ------ 99.51 27.60 6.84 33.16 10.03 249 268 Average

Mode	14	
	Band Edge - R	
	2400-2483.5_802.11be EHT20_CH06_2437MHz	
ANT	2+1(CDD)	
Pol.	Vertical	Fundamental
Peak	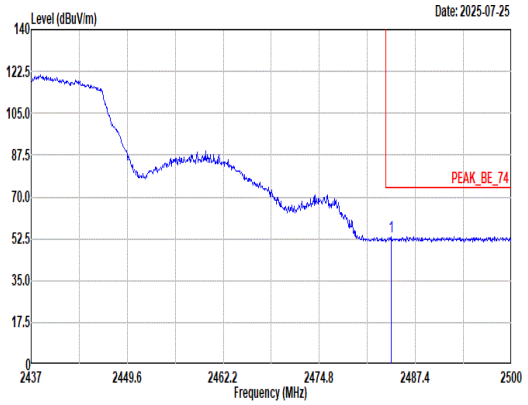 Site : 03CH11-HY Condition: PEAK_BE_74 3m 9120D_01620_240828 VERTICAL : RBW:1000.000kHz VBW:3000.000kHz SWT:Auto Detector : PEAK Mode : 14 Setting : 24 Freq Level Limit Line Margin Read Level Ant Factor Cable Loss Preamp Factor Aux Factor APos TPos Remark MHz dBuV/m dBuV/m dB dBuV dB/m dB dB dB cm deg 1 2484.19 53.54 74.00 -20.46 41.91 27.84 6.87 33.11 10.03 249 268 Peak	Blank
Avg	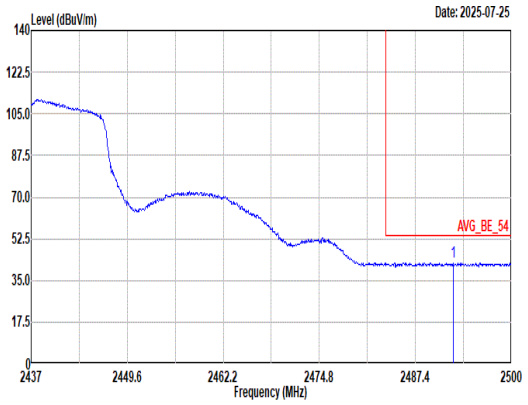 Site : 03CH11-HY Condition: AVG_BE_54 3m 9120D_01620_240828 VERTICAL : RBW:1000.000kHz VBW:3000.000kHz SWT:Auto Detector : RMS Mode : 14 Setting : 24 Freq Level Limit Line Margin Read Level Ant Factor Cable Loss Preamp Factor Aux Factor APos TPos Remark MHz dBuV/m dBuV/m dB dBuV dB/m dB dB dB cm deg 1 2492.38 42.65 54.00 -11.35 30.95 27.90 6.88 33.11 10.03 249 268 Average	Blank

Mode	14	
	Harmonic	
	2400-2483.5_802.11be EHT20_CH06_2437MHz	
ANT	2+1(CDD)	
Pol.	Horizontal	Vertical
Peak Avg	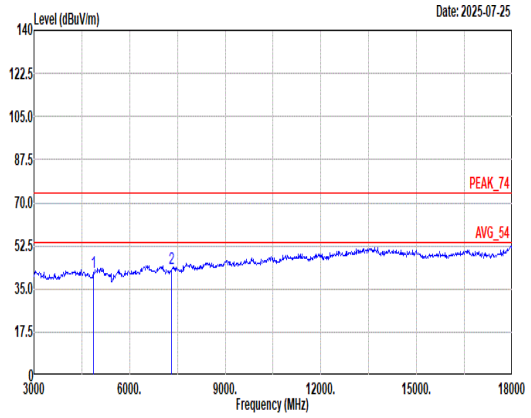 Site : 03CH11-HY Condition: PEAK_74 3m 9120D_01620_240828 HORIZONTAL Mode : 14 Setting : 24 1 4874.00 41.96 74.00 -32.04 64.79 32.70 10.64 66.70 0.53 -- -- Peak 2 7311.00 43.45 74.00 -30.55 58.39 36.78 13.73 65.77 0.32 -- -- Peak	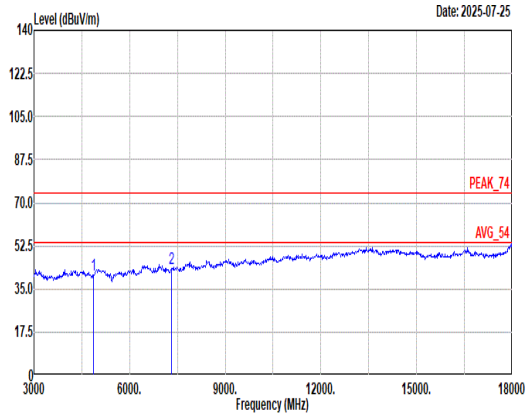 Site : 03CH11-HY Condition: PEAK_74 3m 9120D_01620_240828 VERTICAL Mode : 14 Setting : 24 1 4874.00 40.73 74.00 -33.27 63.56 32.70 10.64 66.70 0.53 -- -- Peak 2 7311.00 43.35 74.00 -30.65 58.29 36.78 13.73 65.77 0.32 -- -- Peak

Mode	14	
	Harmonic	
	2400-2483.5_802.11be EHT20_CH06_2437MHz	
ANT	2+1(CDD)	
Pol.	Horizontal	Vertical
14.47G ~14.5G Avg	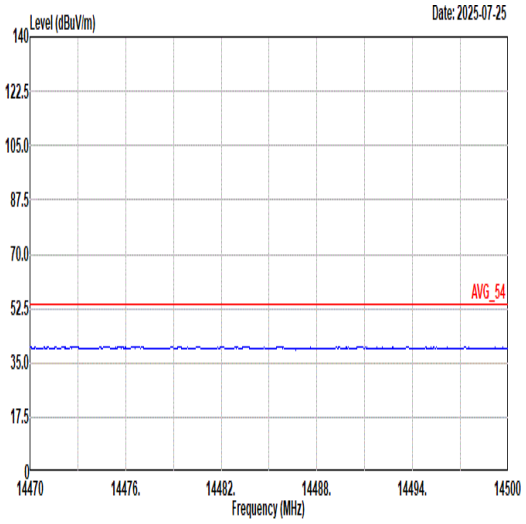 Site : 03CH11-HY Condition: AVG_54 3m 9120D_01620_240828 HORIZONTAL Mode : 14 Setting : 24	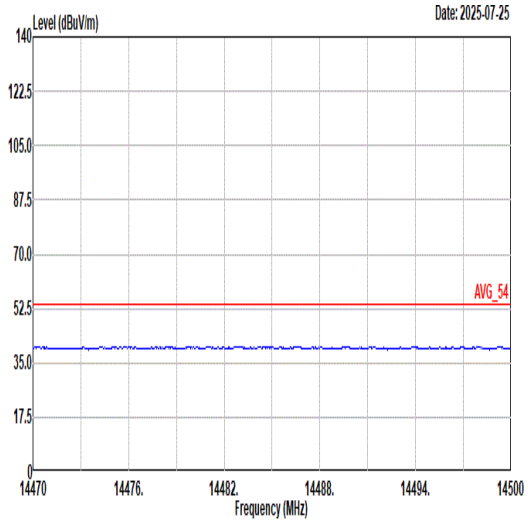 Site : 03CH11-HY Condition: AVG_54 3m 9120D_01620_240828 VERTICAL Mode : 14 Setting : 24
17.7G ~18G Avg	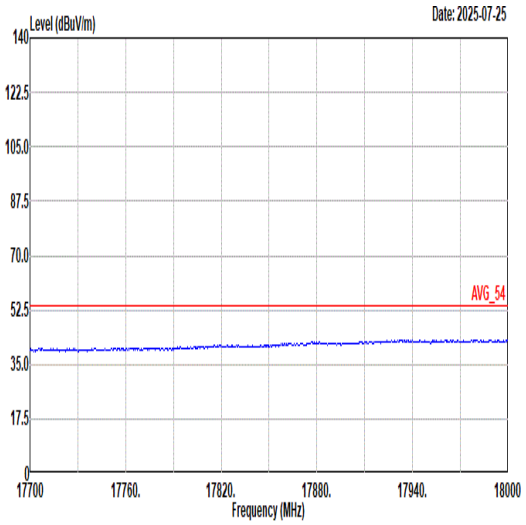 Site : 03CH11-HY Condition: AVG_54 3m 9120D_01620_240828 HORIZONTAL Mode : 14 Setting : 24	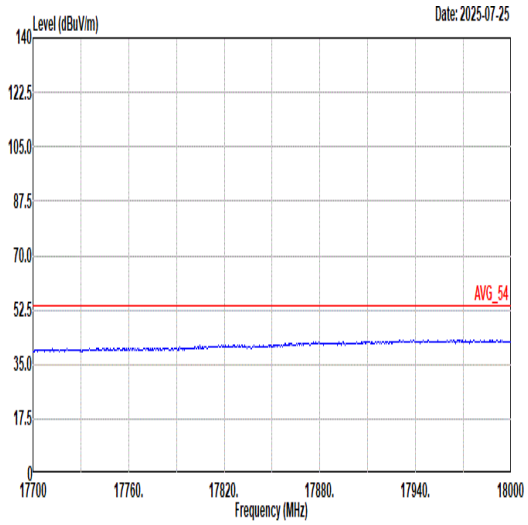 Site : 03CH11-HY Condition: AVG_54 3m 9120D_01620_240828 VERTICAL Mode : 14 Setting : 24

Mode	15	
	Band Edge	
	2400-2483.5_802.11be EHT20_CH11_2462MHz	
ANT	2+1(CDD)	
Pol.	Horizontal	Fundamental
Peak	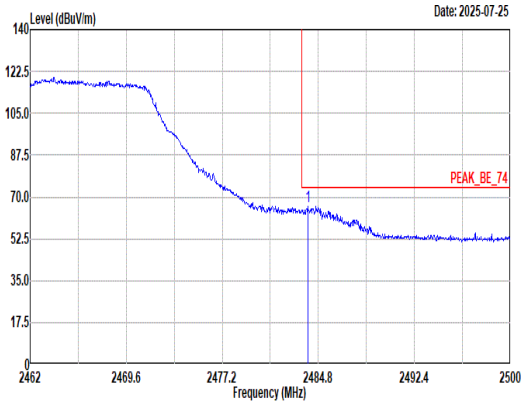 Site : 03CH11-HY Condition: PEAK_BE_74 3m 9120D_01620_240828 HORIZONTAL : RBW:1000.000kHz VBW:3000.000kHz SWT:Auto Detector : PEAK Mode : 15 Setting : 23.5 Freq Level Limit Line Margin Read Level Ant Factor Cable Loss Preamp Factor Aux Factor APos TPos Remark MHz dBuV/m dBuV/m dB dBuV dB/m dB dB dB cm deg 1 2483.96 66.13 74.00 -7.87 54.50 27.84 6.87 33.11 10.03 100 239 Peak	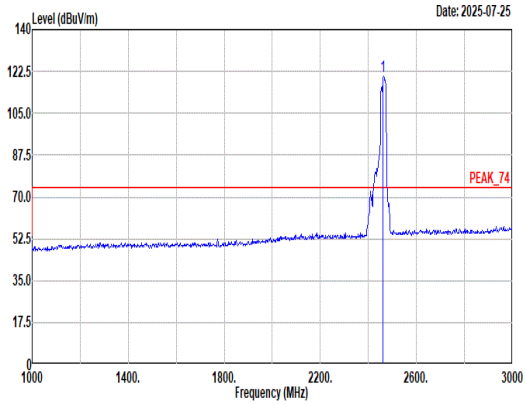 Site : 03CH11-HY Condition: PEAK_74 3m 9120D_01620_240828 HORIZONTAL : RBW:1000.000kHz VBW:3000.000kHz SWT:Auto Detector : PEAK Mode : 15 Setting : 23.5 Freq Level Limit Line Margin Read Level Ant Factor Cable Loss Preamp Factor Aux Factor APos TPos Remark MHz dBuV/m dBuV/m dB dBuV dB/m dB dB dB cm deg 1 2462.00 120.62 ------ ------ 109.22 27.64 6.86 33.13 10.03 100 239 Peak
Avg	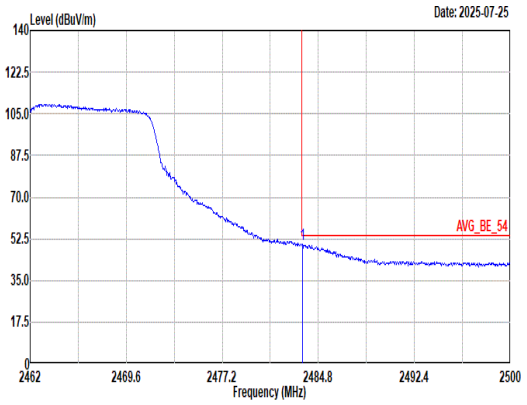 Site : 03CH11-HY Condition: AVG_BE_54 3m 9120D_01620_240828 HORIZONTAL : RBW:1000.000kHz VBW:3000.000kHz SWT:Auto Detector : RMS Mode : 15 Setting : 23.5 Freq Level Limit Line Margin Read Level Ant Factor Cable Loss Preamp Factor Aux Factor APos TPos Remark MHz dBuV/m dBuV/m dB dBuV dB/m dB dB dB cm deg 1 2483.55 50.20 54.00 -3.80 38.58 27.84 6.87 33.12 10.03 100 239 Average	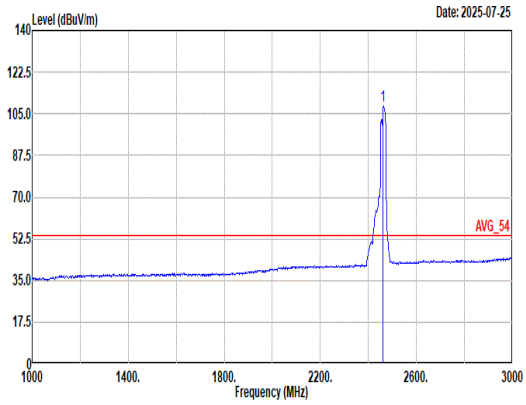 Site : 03CH11-HY Condition: AVG_54 3m 9120D_01620_240828 HORIZONTAL : RBW:1000.000kHz VBW:3000.000kHz SWT:Auto Detector : RMS Mode : 15 Setting : 23.5 Freq Level Limit Line Margin Read Level Ant Factor Cable Loss Preamp Factor Aux Factor APos TPos Remark MHz dBuV/m dBuV/m dB dBuV dB/m dB dB dB cm deg 1 2462.00 108.33 ------ ------ 96.93 27.64 6.86 33.13 10.03 100 239 Average

Mode	15	
	Band Edge	
	2400-2483.5_802.11be EHT20_CH11_2462MHz	
ANT	2+1(CDD)	
Pol.	Vertical	Fundamental
Peak	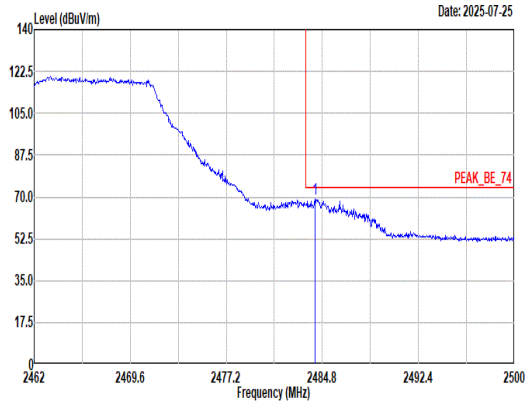 Site : 03CH11-HY Condition: PEAK_BE_74 3m 9120D_01620_240828 VERTICAL : RBW:1000.000kHz VBW:3000.000kHz SWT:Auto Detector : PEAK Mode : 15 Setting : 23.5 Freq Level Limit Line Margin Read Level Ant Factor Cable Loss Preamp Factor Aux Factor APos TPos Remark MHz dBuV/m dBuV/m dB dBuV dB/m dB dB dB cm deg 1 2484.23 69.05 74.00 -4.95 57.42 27.84 6.87 33.11 10.03 218 267 Peak	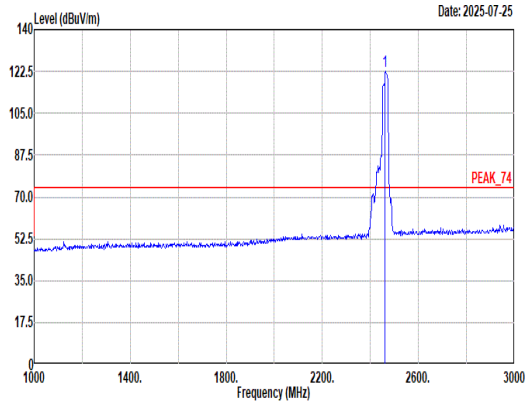 Site : 03CH11-HY Condition: PEAK_74 3m 9120D_01620_240828 VERTICAL : RBW:1000.000kHz VBW:3000.000kHz SWT:Auto Detector : PEAK Mode : 15 Setting : 23.5 Freq Level Limit Line Margin Read Level Ant Factor Cable Loss Preamp Factor Aux Factor APos TPos Remark MHz dBuV/m dBuV/m dB dBuV dB/m dB dB dB cm deg 1 2462.00 122.76 ------ ------ 111.36 27.64 6.86 33.13 10.03 218 267 Peak
Avg	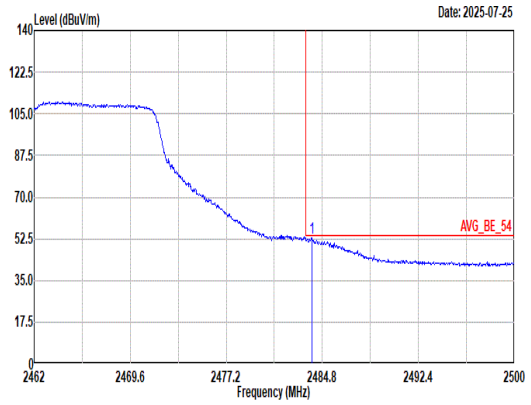 Site : 03CH11-HY Condition: AVG_BE_54 3m 9120D_01620_240828 VERTICAL : RBW:1000.000kHz VBW:3000.000kHz SWT:Auto Detector : RMS Mode : 15 Setting : 23.5 Freq Level Limit Line Margin Read Level Ant Factor Cable Loss Preamp Factor Aux Factor APos TPos Remark MHz dBuV/m dBuV/m dB dBuV dB/m dB dB dB cm deg 1 2483.96 52.91 54.00 -1.09 41.28 27.84 6.87 33.11 10.03 218 267 Average	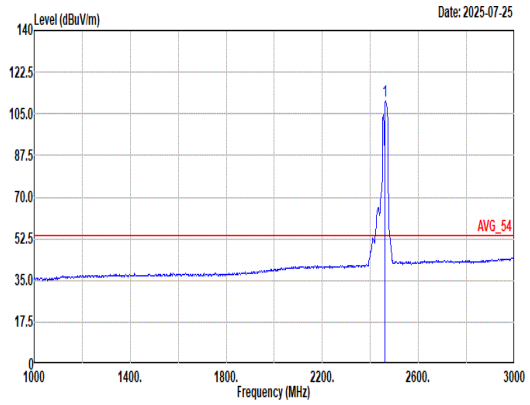 Site : 03CH11-HY Condition: AVG_54 3m 9120D_01620_240828 VERTICAL : RBW:1000.000kHz VBW:3000.000kHz SWT:Auto Detector : RMS Mode : 15 Setting : 23.5 Freq Level Limit Line Margin Read Level Ant Factor Cable Loss Preamp Factor Aux Factor APos TPos Remark MHz dBuV/m dBuV/m dB dBuV dB/m dB dB dB cm deg 1 2462.00 110.37 ------ ------ 98.97 27.64 6.86 33.13 10.03 218 267 Average

Mode	15	
	Harmonic	
	2400-2483.5_802.11be EHT20_CH11_2462MHz	
ANT	2+1(CDD)	
Pol.	Horizontal	Vertical
Peak Avg	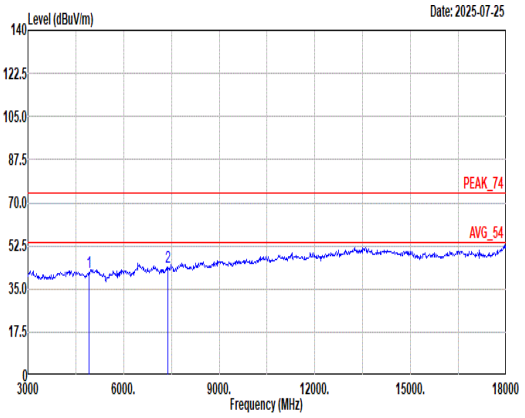 Site : 03CH11-HY Condition: PEAK_74 3m 9120D_01620_240828 HORIZONTAL Mode : 15 Setting : 24 Freq Level Limit Line Margin Read Level Ant Factor Cable Loss Preamp Factor Aux Factor APos TPos Remark MHz dBuV/m dBuV/m dB dBuV dB/m dB dB dB cm deg 1 4924.00 41.57 74.00 -32.43 63.92 32.90 10.85 66.66 0.56 -- -- Peak 2 7386.00 43.85 74.00 -30.15 59.15 36.48 13.79 65.86 0.29 -- -- Peak	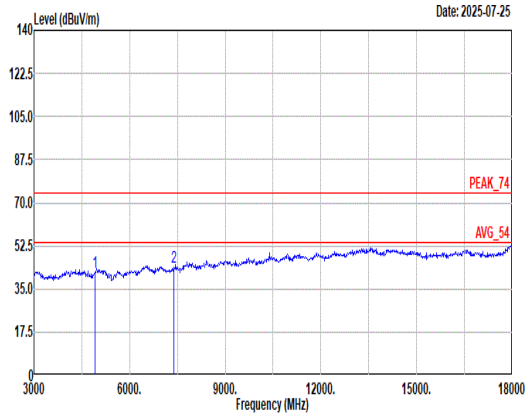 Site : 03CH11-HY Condition: PEAK_74 3m 9120D_01620_240828 VERTICAL Mode : 15 Setting : 24 Freq Level Limit Line Margin Read Level Ant Factor Cable Loss Preamp Factor Aux Factor APos TPos Remark MHz dBuV/m dBuV/m dB dBuV dB/m dB dB dB cm deg 1 4924.00 41.86 74.00 -32.14 64.21 32.90 10.85 66.66 0.56 -- -- Peak 2 7386.00 43.59 74.00 -30.41 58.89 36.48 13.79 65.86 0.29 -- -- Peak

Mode	15	
	Harmonic	
	2400-2483.5_802.11be EHT20_CH11_2462MHz	
ANT	2+1(CDD)	
Pol.	Horizontal	Vertical
14.47G ~14.5G Avg	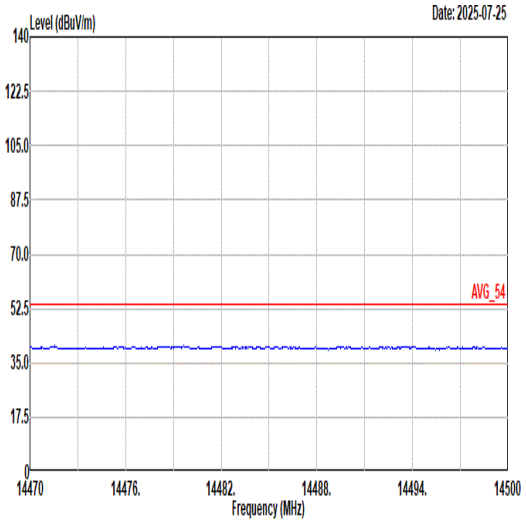 Site : 03CH11-HY Condition: AVG_54 3m 9120D_01620_240828 HORIZONTAL Mode : 15 Setting : 24	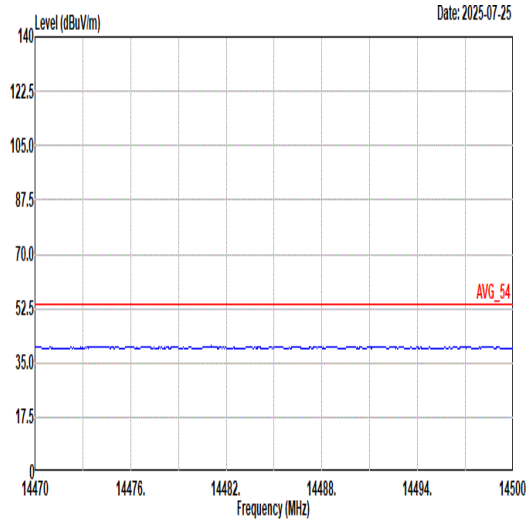 Site : 03CH11-HY Condition: AVG_54 3m 9120D_01620_240828 VERTICAL Mode : 15 Setting : 24
17.7G ~18G Avg	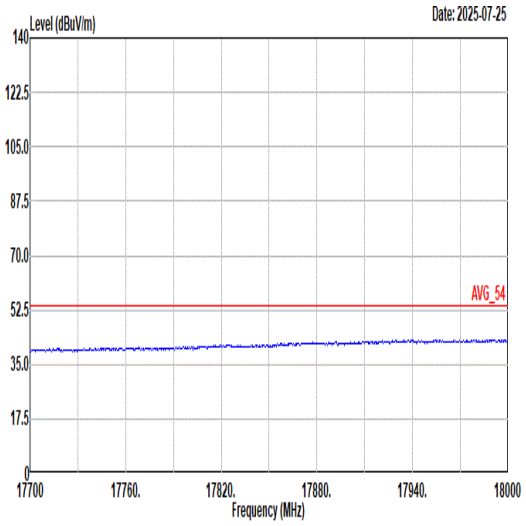 Site : 03CH11-HY Condition: AVG_54 3m 9120D_01620_240828 HORIZONTAL Mode : 15 Setting : 24	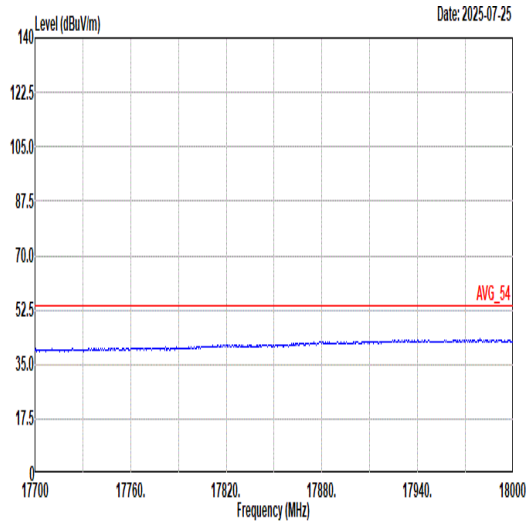 Site : 03CH11-HY Condition: AVG_54 3m 9120D_01620_240828 VERTICAL Mode : 15 Setting : 24

Mode	16	
	Band Edge - L	
	2400-2483.5_802.11be EHT40_CH03_2422MHz	
ANT	2+1(CDD)	
Pol.	Horizontal	Fundamental
Peak	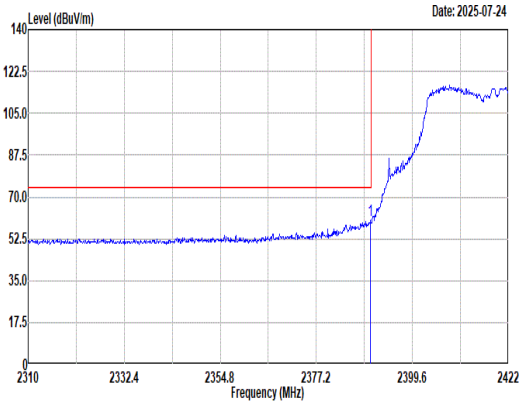 Site : 03CH11-HY Condition: PEAK_BE_74 3m 9120D_01620_240828 HORIZONTAL : RBW:1000.000kHz VBW:3000.000kHz SWT:Auto Detector : PEAK Mode : 16 Setting : 23.5 Freq Level Limit Line Margin Read Level Ant Factor Cable Loss Preamp Factor Aux Factor APos TPos Remark MHz dBuV/m dBuV/m dB dBuV dB/m dB dB dB cm deg 1 2389.86 60.10 74.00 -13.90 49.17 27.30 6.80 33.20 10.03 143 156 Peak	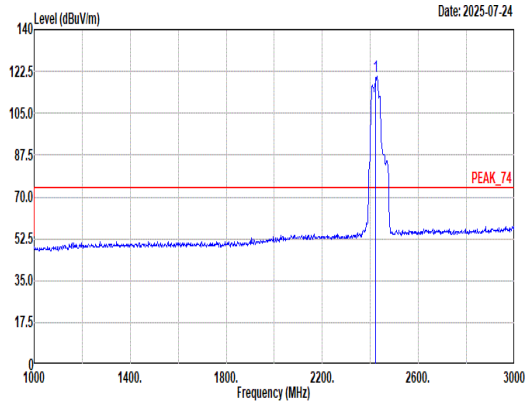 Site : 03CH11-HY Condition: PEAK_74 3m 9120D_01620_240828 HORIZONTAL : RBW:1000.000kHz VBW:3000.000kHz SWT:Auto Detector : PEAK Mode : 16 Setting : 23.5 Freq Level Limit Line Margin Read Level Ant Factor Cable Loss Preamp Factor Aux Factor APos TPos Remark MHz dBuV/m dBuV/m dB dBuV dB/m dB dB dB cm deg 1 2422.00 120.40 ------ ------ 109.12 27.58 6.84 33.17 10.03 143 156 Peak
Avg	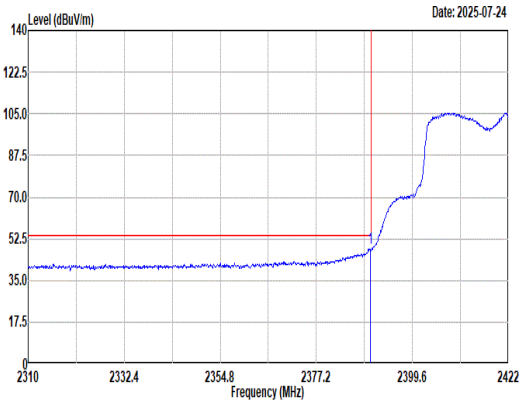 Site : 03CH11-HY Condition: AVG_BE_54 3m 9120D_01620_240828 HORIZONTAL : RBW:1000.000kHz VBW:3000.000kHz SWT:Auto Detector : RMS Mode : 16 Setting : 23.5 Freq Level Limit Line Margin Read Level Ant Factor Cable Loss Preamp Factor Aux Factor APos TPos Remark MHz dBuV/m dBuV/m dB dBuV dB/m dB dB dB cm deg 1 2389.74 48.39 54.00 -5.61 37.46 27.30 6.80 33.20 10.03 143 156 Average	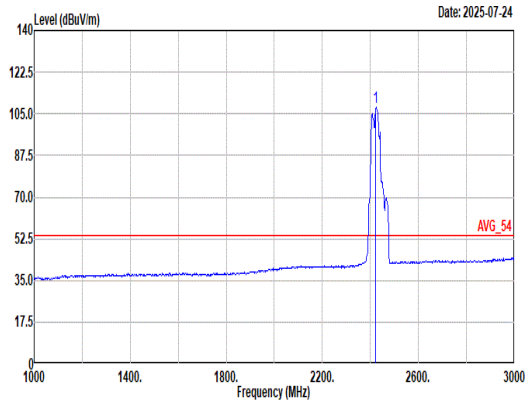 Site : 03CH11-HY Condition: AVG_54 3m 9120D_01620_240828 HORIZONTAL : RBW:1000.000kHz VBW:3000.000kHz SWT:Auto Detector : RMS Mode : 16 Setting : 23.5 Freq Level Limit Line Margin Read Level Ant Factor Cable Loss Preamp Factor Aux Factor APos TPos Remark MHz dBuV/m dBuV/m dB dBuV dB/m dB dB dB cm deg 1 2422.00 107.88 ------ ------ 96.65 27.54 6.83 33.17 10.03 143 156 Average

Mode	16	
	Band Edge - R	
	2400-2483.5_802.11be EHT40_CH03_2422MHz	
ANT	2+1(CDD)	
Pol.	Horizontal	Fundamental
Peak	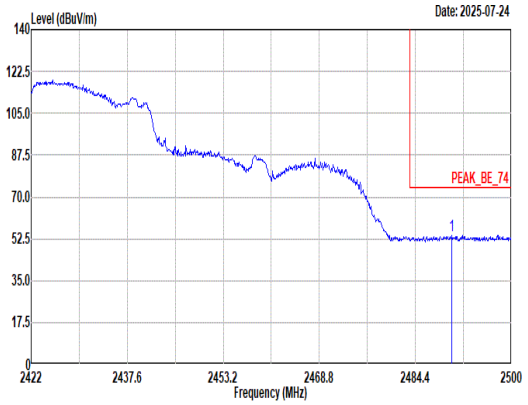 Site : 03CH11-HY Condition: PEAK_BE_74 3m 9120D_01620_240828 HORIZONTAL : RBW:1000.000kHz VBW:3000.000kHz SWT:Auto Detector : PEAK Mode : 16 Setting : 23.5 Freq Level Limit Line Margin Read Level Ant Factor Cable Loss Preamp Factor Aux Factor APos TPos Remark MHz dBuV/m dBuV/m dB dBuV dB/m dB dB dB cm deg 1 2490.33 54.03 74.00 -19.97 42.34 27.90 6.87 33.11 10.03 143 156 Peak	Blank
Avg	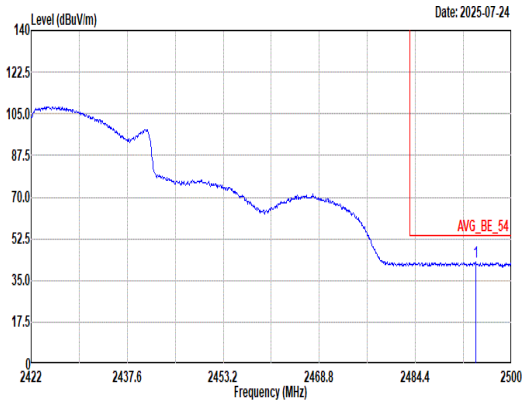 Site : 03CH11-HY Condition: AVG_BE_54 3m 9120D_01620_240828 HORIZONTAL : RBW:1000.000kHz VBW:3000.000kHz SWT:Auto Detector : RMS Mode : 16 Setting : 23.5 Freq Level Limit Line Margin Read Level Ant Factor Cable Loss Preamp Factor Aux Factor APos TPos Remark MHz dBuV/m dBuV/m dB dBuV dB/m dB dB dB cm deg 1 2494.15 42.76 54.00 -11.24 31.06 27.90 6.88 33.11 10.03 143 156 Average	Blank

Mode	16	
	Band Edge - L	
	2400-2483.5_802.11be EHT40_CH03_2422MHz	
ANT	2+1(CDD)	
Pol.	Vertical	Fundamental
Peak	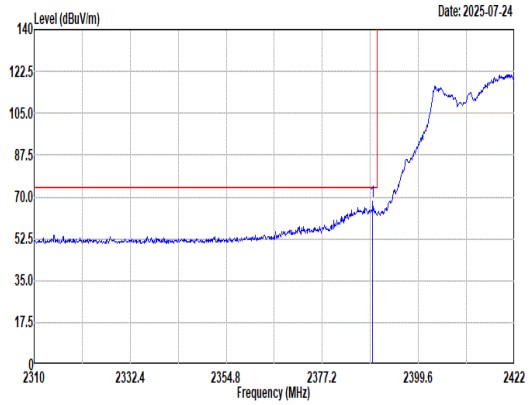 Site : 03CH11-HY Condition: PEAK_BE_74 3m 9120D_01620_240828 VERTICAL : RBW:1000.000kHz VBW:3000.000kHz SWT:Auto Detector : PEAK Mode : 16 Setting : 23.5 Freq Level Limit Line Margin Read Level Ant Factor Cable Loss Preamp Factor Aux Factor APos TPos Remark MHz dBuV/m dBuV/m dB dBuV dB/m dB dB dB cm deg 1 2388.96 68.05 74.00 -5.95 57.13 27.29 6.80 33.20 10.03 167 263 Peak	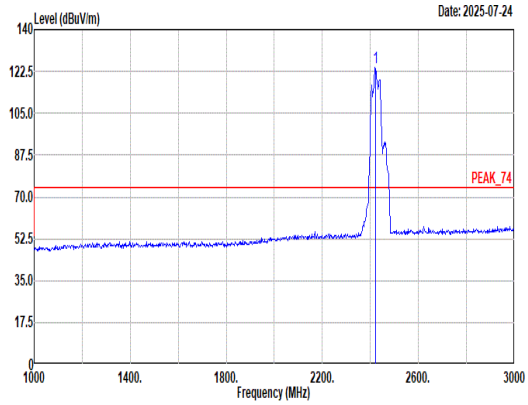 Site : 03CH11-HY Condition: PEAK_74 3m 9120D_01620_240828 VERTICAL : RBW:1000.000kHz VBW:3000.000kHz SWT:Auto Detector : PEAK Mode : 16 Setting : 23.5 Freq Level Limit Line Margin Read Level Ant Factor Cable Loss Preamp Factor Aux Factor APos TPos Remark MHz dBuV/m dBuV/m dB dBuV dB/m dB dB dB cm deg 1 2422.00 123.99 ------ ------ 112.80 27.50 6.83 33.17 10.03 167 263 Peak
Avg	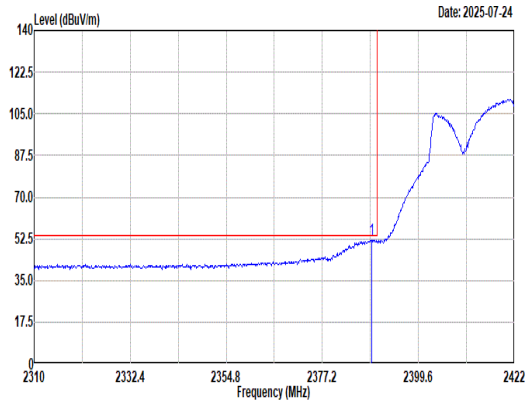 Site : 03CH11-HY Condition: AVG_BE_54 3m 9120D_01620_240828 VERTICAL : RBW:1000.000kHz VBW:3000.000kHz SWT:Auto Detector : RMS Mode : 16 Setting : 23.5 Freq Level Limit Line Margin Read Level Ant Factor Cable Loss Preamp Factor Aux Factor APos TPos Remark MHz dBuV/m dBuV/m dB dBuV dB/m dB dB dB cm deg 1 2388.74 52.09 54.00 -1.91 41.17 27.29 6.80 33.20 10.03 167 263 Average	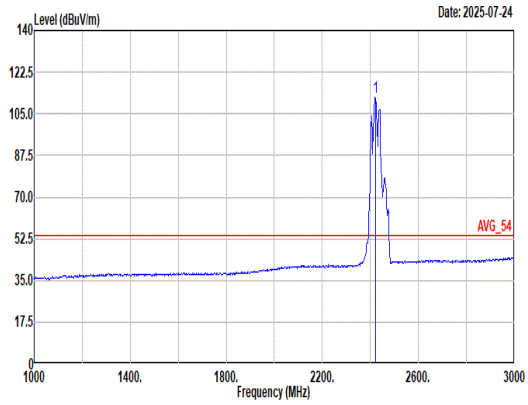 Site : 03CH11-HY Condition: AVG_54 3m 9120D_01620_240828 VERTICAL : RBW:1000.000kHz VBW:3000.000kHz SWT:Auto Detector : RMS Mode : 16 Setting : 23.5 Freq Level Limit Line Margin Read Level Ant Factor Cable Loss Preamp Factor Aux Factor APos TPos Remark MHz dBuV/m dBuV/m dB dBuV dB/m dB dB dB cm deg 1 2422.00 112.16 ------ ------ 100.97 27.50 6.83 33.17 10.03 167 263 Average

Mode	16	
	Band Edge - R	
	2400-2483.5_802.11be EHT40_CH03_2422MHz	
ANT	2+1(CDD)	
Pol.	Vertical	Fundamental
Peak	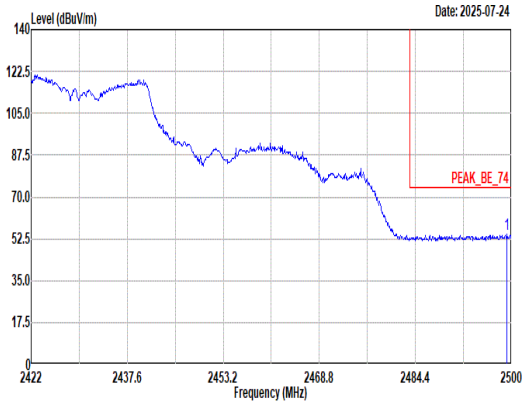 Site : 03CH11-HY Condition: PEAK_BE_74 3m 9120D_01620_240828 VERTICAL : RBW:1000.000kHz VBW:3000.000kHz SWT:Auto Detector : PEAK Mode : 16 Setting : 23.5 Limit Read Ant Cable Preamp Aux APos TPos Freq Level Line Margin Level Factor Loss Factor Factor Remark MHz dBuV/m dBuV/m dB dBuV dB/m dB dB dB cm deg 1 2499.30 54.16 74.00 -19.84 42.45 27.90 6.88 33.10 10.03 167 263 Peak	Blank
Avg	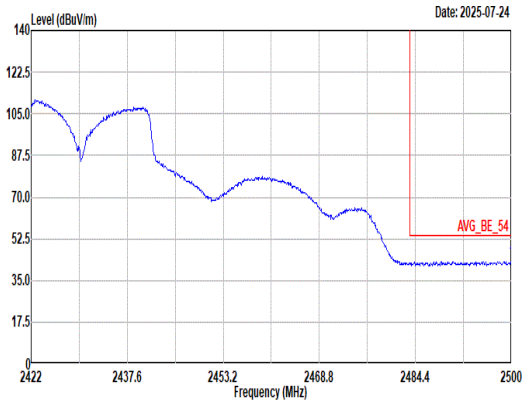 Site : 03CH11-HY Condition: AVG_BE_54 3m 9120D_01620_240828 VERTICAL : RBW:1000.000kHz VBW:3000.000kHz SWT:Auto Detector : RMS Mode : 16 Setting : 23.5 Limit Read Ant Cable Preamp Aux APos TPos Freq Level Line Margin Level Factor Loss Factor Factor Remark MHz dBuV/m dBuV/m dB dBuV dB/m dB dB dB cm deg 1 2500.00 43.10 54.00 -10.90 31.40 27.90 6.88 33.10 10.02 167 263 Average	Blank

Mode	17	
	Band Edge - L	
	2400-2483.5_802.11be EHT40_CH06_2437MHz	
ANT	2+1(CDD)	
Pol.	Horizontal	Fundamental
Peak	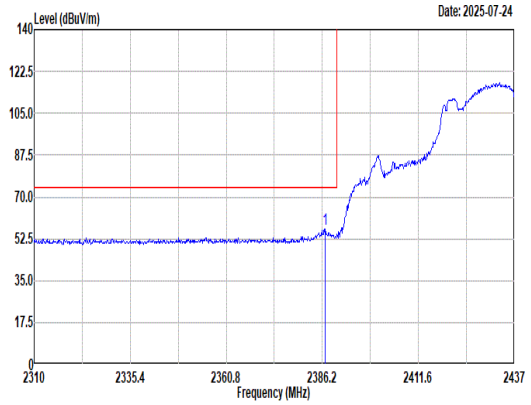 Site : 03CH11-HY Condition: PEAK_BE_74 3m 9120D_01620_240828 HORIZONTAL : RBW:1000.000kHz VBW:3000.000kHz SWT:Auto Detector : PEAK Mode : 17 Setting : 24 Freq Level Limit Line Margin Read Level Ant Factor Cable Loss Preamp Factor Aux Factor APos TPos Remark MHz dBuV/m dBuV/m dB dBuV dB/m dB dB dB cm deg 1 2386.96 56.39 74.00 -17.61 45.49 27.27 6.80 33.20 10.03 200 112 Peak	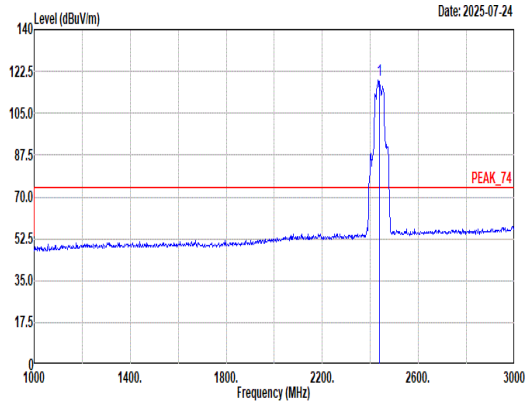 Site : 03CH11-HY Condition: PEAK_74 3m 9120D_01620_240828 HORIZONTAL : RBW:1000.000kHz VBW:3000.000kHz SWT:Auto Detector : PEAK Mode : 17 Setting : 24 Freq Level Limit Line Margin Read Level Ant Factor Cable Loss Preamp Factor Aux Factor APos TPos Remark MHz dBuV/m dBuV/m dB dBuV dB/m dB dB dB cm deg 1 2437.00 118.83 ------ ------ 107.52 27.60 6.84 33.16 10.03 200 112 Peak
Avg	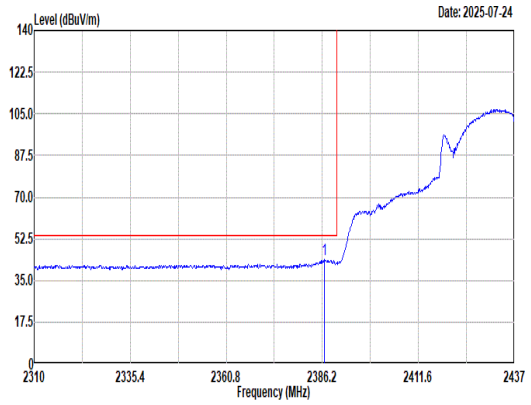 Site : 03CH11-HY Condition: AVG_BE_54 3m 9120D_01620_240828 HORIZONTAL : RBW:1000.000kHz VBW:3000.000kHz SWT:Auto Detector : RMS Mode : 17 Setting : 24 Freq Level Limit Line Margin Read Level Ant Factor Cable Loss Preamp Factor Aux Factor APos TPos Remark MHz dBuV/m dBuV/m dB dBuV dB/m dB dB dB cm deg 1 2386.84 43.93 54.00 -10.07 33.03 27.27 6.80 33.20 10.03 200 112 Average	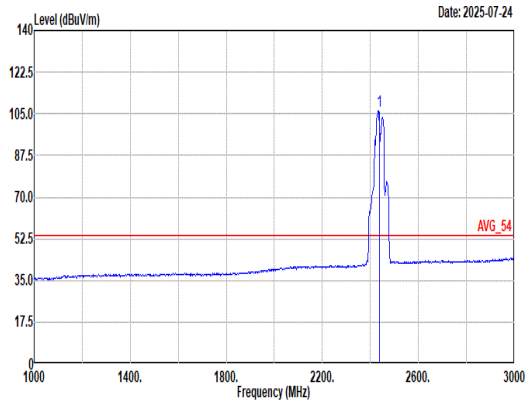 Site : 03CH11-HY Condition: AVG_54 3m 9120D_01620_240828 HORIZONTAL : RBW:1000.000kHz VBW:3000.000kHz SWT:Auto Detector : RMS Mode : 17 Setting : 24 Freq Level Limit Line Margin Read Level Ant Factor Cable Loss Preamp Factor Aux Factor APos TPos Remark MHz dBuV/m dBuV/m dB dBuV dB/m dB dB dB cm deg 1 2437.00 106.41 ------ ------ 95.10 27.60 6.84 33.16 10.03 200 112 Average

Mode	17	
	Band Edge - R	
	2400-2483.5_802.11be EHT40_CH06_2437MHz	
ANT	2+1(CDD)	
Pol.	Horizontal	Fundamental
Peak	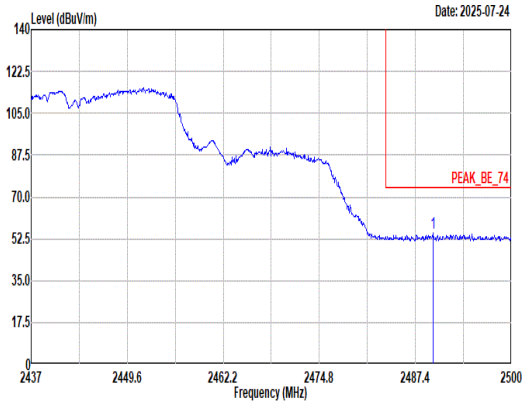 Site : 03CH11-HY Condition: PEAK_BE_74 3m 9120D_01620_240828 HORIZONTAL : RBW:1000.000kHz VBW:3000.000kHz SWT:Auto Detector : PEAK Mode : 17 Setting : 24 Limit Read Ant Cable Preamp Aux APos TPos Freq Level Line Margin Level Factor Loss Factor Factor Remark MHz dBuV/m dBuV/m dB dBuV dB/m dB dB dB cm deg 1 2489.73 54.95 74.00 -19.05 43.26 27.90 6.87 33.11 10.03 200 112 Peak	Blank
Avg	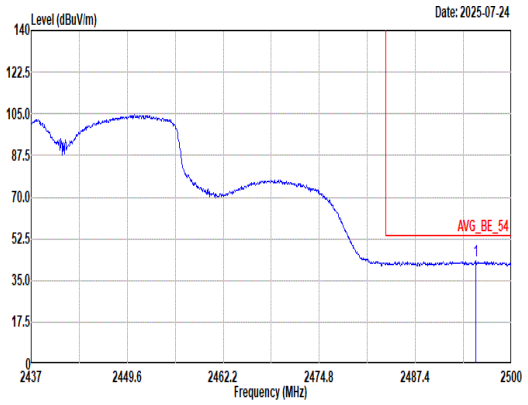 Site : 03CH11-HY Condition: AVG_BE_54 3m 9120D_01620_240828 HORIZONTAL : RBW:1000.000kHz VBW:3000.000kHz SWT:Auto Detector : RMS Mode : 17 Setting : 24 Limit Read Ant Cable Preamp Aux APos TPos Freq Level Line Margin Level Factor Loss Factor Factor Remark MHz dBuV/m dBuV/m dB dBuV dB/m dB dB dB cm deg 1 2495.28 43.33 54.00 -10.67 31.62 27.90 6.88 33.10 10.03 200 112 Average	Blank

Mode	17	
	Band Edge - L	
	2400-2483.5_802.11be EHT40_CH06_2437MHz	
ANT	2+1(CDD)	
Pol.	Vertical	Fundamental
Peak	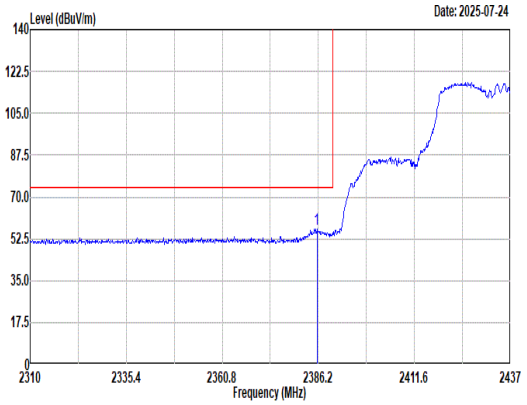 Site : 03CH11-HY Condition: PEAK_BE_74 3m 9120D_01620_240828 VERTICAL : RBW:1000.000kHz VBW:3000.000kHz SWT:Auto Detector : PEAK Mode : 17 Setting : 24 Freq Level Limit Line Margin Read Level Ant Factor Cable Loss Preamp Factor Aux Factor APos TPos Remark MHz dBuV/m dBuV/m dB dBuV dB/m dB dB dB cm deg 1 2385.82 56.40 74.00 -17.60 45.52 27.26 6.80 33.21 10.03 194 252 Peak	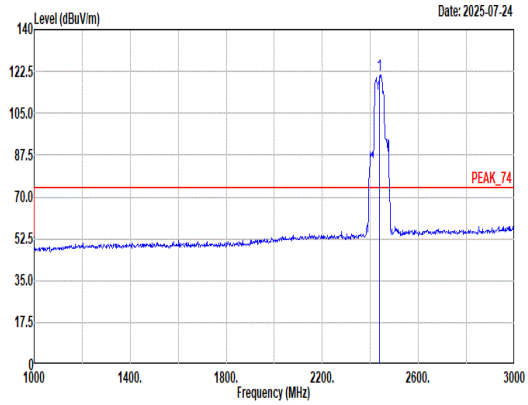 Site : 03CH11-HY Condition: PEAK_74 3m 9120D_01620_240828 VERTICAL : RBW:1000.000kHz VBW:3000.000kHz SWT:Auto Detector : PEAK Mode : 17 Setting : 24 Freq Level Limit Line Margin Read Level Ant Factor Cable Loss Preamp Factor Aux Factor APos TPos Remark MHz dBuV/m dBuV/m dB dBuV dB/m dB dB dB cm deg 1 2437.00 121.04 ------ ------ 109.71 27.60 6.85 33.15 10.03 194 252 Peak
Avg	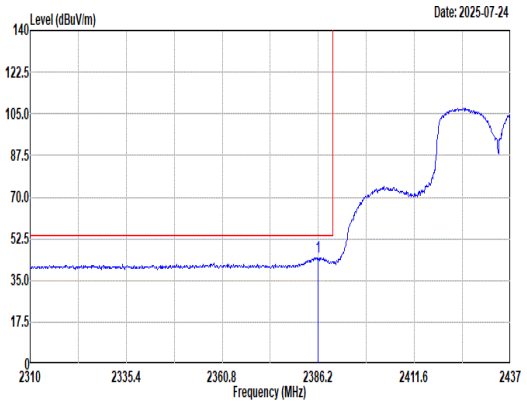 Site : 03CH11-HY Condition: AVG_BE_54 3m 9120D_01620_240828 VERTICAL : RBW:1000.000kHz VBW:3000.000kHz SWT:Auto Detector : RMS Mode : 17 Setting : 24 Freq Level Limit Line Margin Read Level Ant Factor Cable Loss Preamp Factor Aux Factor APos TPos Remark MHz dBuV/m dBuV/m dB dBuV dB/m dB dB dB cm deg 1 2386.07 44.66 54.00 -9.34 33.77 27.26 6.80 33.20 10.03 194 252 Average	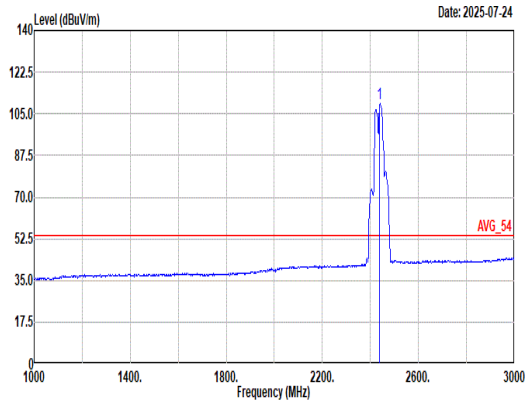 Site : 03CH11-HY Condition: AVG_54 3m 9120D_01620_240828 VERTICAL : RBW:1000.000kHz VBW:3000.000kHz SWT:Auto Detector : RMS Mode : 17 Setting : 24 Freq Level Limit Line Margin Read Level Ant Factor Cable Loss Preamp Factor Aux Factor APos TPos Remark MHz dBuV/m dBuV/m dB dBuV dB/m dB dB dB cm deg 1 2437.00 109.51 ------ ------ 98.18 27.60 6.85 33.15 10.03 194 252 Average

Mode	17	
	Band Edge - R	
	2400-2483.5_802.11be EHT40_CH06_2437MHz	
ANT	2+1(CDD)	
Pol.	Vertical	Fundamental
Peak	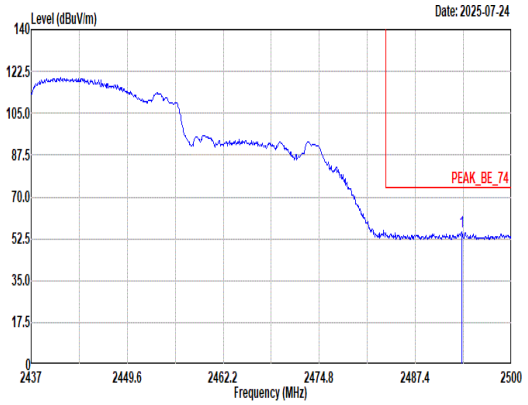 Site : 03CH11-HY Condition: PEAK_BE_74 3m 9120D_01620_240828 VERTICAL : RBW:1000.000kHz VBW:3000.000kHz SWT:Auto Detector : PEAK Mode : 17 Setting : 24 Limit Read Ant Cable Preamp Aux APos TPos Freq Level Line Margin Level Factor Loss Factor Factor Remark MHz dBuV/m dBuV/m dB dBuV dB/m dB dB dB cm deg 1 2493.51 55.63 74.00 -18.37 43.93 27.90 6.88 33.11 10.03 194 252 Peak	Blank
Avg	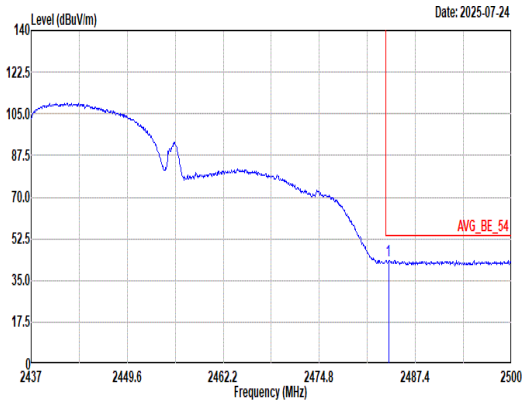 Site : 03CH11-HY Condition: AVG_BE_54 3m 9120D_01620_240828 VERTICAL : RBW:1000.000kHz VBW:3000.000kHz SWT:Auto Detector : RMS Mode : 17 Setting : 24 Limit Read Ant Cable Preamp Aux APos TPos Freq Level Line Margin Level Factor Loss Factor Factor Remark MHz dBuV/m dBuV/m dB dBuV dB/m dB dB dB cm deg 1 2483.87 43.56 54.00 -10.44 31.93 27.84 6.87 33.11 10.03 194 252 Average	Blank

Mode	18	
	Band Edge - L	
	2400-2483.5_802.11be EHT40_CH09_2452MHz	
ANT	2+1(CDD)	
Pol.	Horizontal	Fundamental
Peak	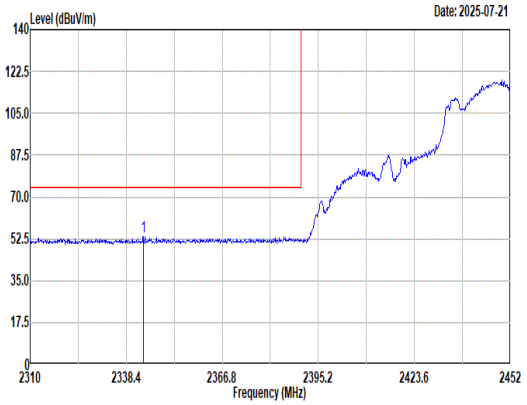 Site : 03CH11-HY Condition: PEAK_BE_74 3m 9120D_01620_240828 HORIZONTAL : RBW:1000.000kHz VBW:3000.000kHz SWT:Auto Detector : PEAK Mode : 18 Setting : 23 Freq Level Limit Line Margin Read Level Ant Factor Cable Loss Preamp Factor Aux Factor APos TPos Remark MHz dBuV/m dBuV/m dB dBuV dB/m dB dB dB cm deg 1 2343.51 53.53 74.00 -20.47 42.88 27.14 6.73 33.24 10.02 191 130 Peak	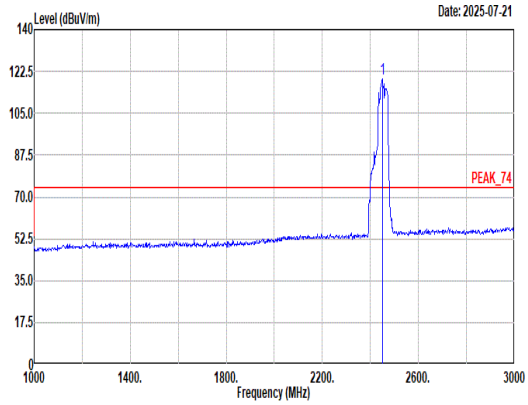 Site : 03CH11-HY Condition: PEAK_74 3m 9120D_01620_240828 HORIZONTAL : RBW:1000.000kHz VBW:3000.000kHz SWT:Auto Detector : PEAK Mode : 18 Setting : 23 Freq Level Limit Line Margin Read Level Ant Factor Cable Loss Preamp Factor Aux Factor APos TPos Remark MHz dBuV/m dBuV/m dB dBuV dB/m dB dB dB cm deg 1 2452.00 119.19 ------ ------ 107.86 27.60 6.85 33.15 10.03 191 130 Peak
Avg	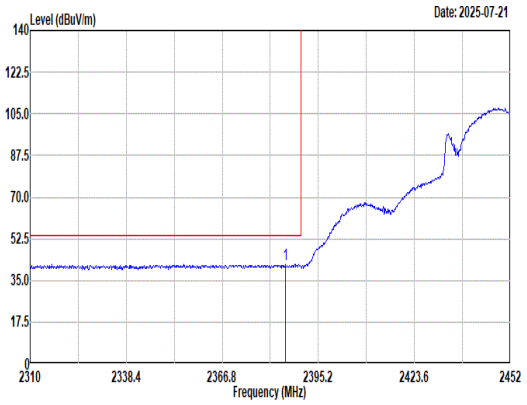 Site : 03CH11-HY Condition: AVG_BE_54 3m 9120D_01620_240828 HORIZONTAL : RBW:1000.000kHz VBW:3000.000kHz SWT:Auto Detector : RMS Mode : 18 Setting : 23 Freq Level Limit Line Margin Read Level Ant Factor Cable Loss Preamp Factor Aux Factor APos TPos Remark MHz dBuV/m dBuV/m dB dBuV dB/m dB dB dB cm deg 1 2385.54 41.77 54.00 -12.23 30.89 27.26 6.80 33.21 10.03 191 130 Average	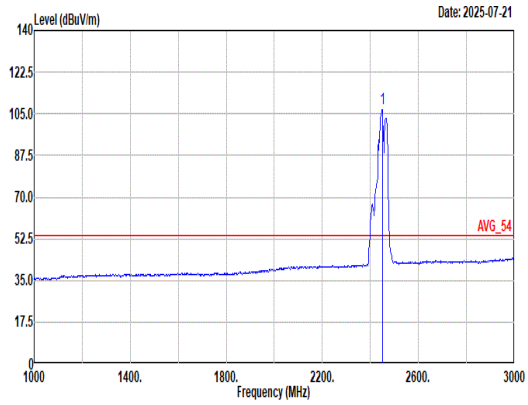 Site : 03CH11-HY Condition: AVG_54 3m 9120D_01620_240828 HORIZONTAL : RBW:1000.000kHz VBW:3000.000kHz SWT:Auto Detector : RMS Mode : 18 Setting : 23 Freq Level Limit Line Margin Read Level Ant Factor Cable Loss Preamp Factor Aux Factor APos TPos Remark MHz dBuV/m dBuV/m dB dBuV dB/m dB dB dB cm deg 1 2452.00 107.05 ------ ------ 95.72 27.60 6.85 33.15 10.03 191 130 Average

Mode	18	
	Band Edge - R	
	2400-2483.5_802.11be EHT40_CH09_2452MHz	
ANT	2+1(CDD)	
Pol.	Horizontal	Fundamental
Peak	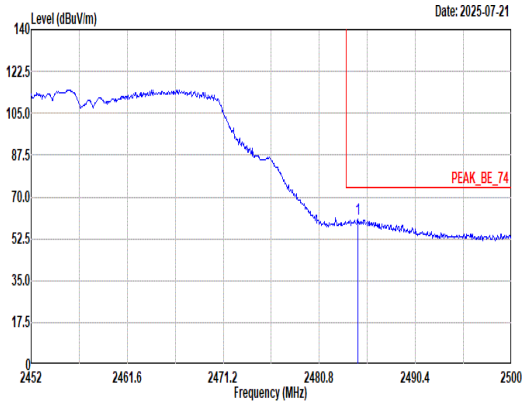 Site : 03CH11-HY Condition: PEAK_BE_74 3m 9120D_01620_240828 HORIZONTAL : RBW:1000.000kHz VBW:3000.000kHz SWT:Auto Detector : PEAK Mode : 18 Setting : 23 Freq Level Limit Line Margin Read Level Ant Factor Cable Loss Preamp Factor Aux Factor APos TPos Remark MHz dBuV/m dBuV/m dB dBuV dB/m dB dB dB cm deg 1 2484.64 60.70 74.00 -13.30 49.06 27.85 6.87 33.11 10.03 191 130 Peak	Blank
Avg	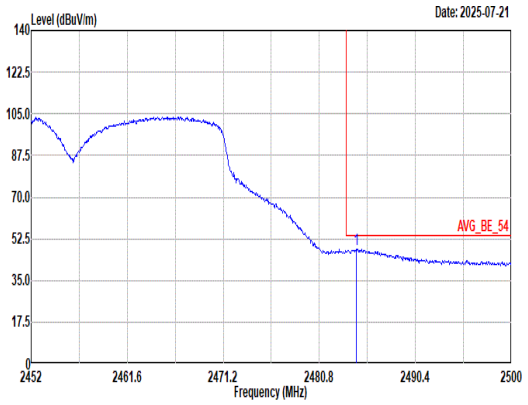 Site : 03CH11-HY Condition: AVG_BE_54 3m 9120D_01620_240828 HORIZONTAL : RBW:1000.000kHz VBW:3000.000kHz SWT:Auto Detector : RMS Mode : 18 Setting : 23 Freq Level Limit Line Margin Read Level Ant Factor Cable Loss Preamp Factor Aux Factor APos TPos Remark MHz dBuV/m dBuV/m dB dBuV dB/m dB dB dB cm deg 1 2484.50 48.17 54.00 -5.83 36.54 27.84 6.87 33.11 10.03 191 130 Average	Blank

Mode	18	
	Band Edge - L	
	2400-2483.5_802.11be EHT40_CH09_2452MHz	
ANT	2+1(CDD)	
Pol.	Vertical	Fundamental
Peak	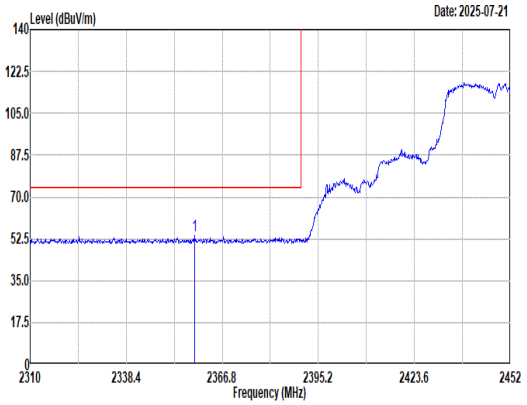 Site : 03CH11-HY Condition: PEAK_BE_74 3m 9120D_01620_240828 VERTICAL : RBW:1000.000kHz VBW:3000.000kHz SWT:Auto Detector : PEAK Mode : 18 Setting : 23 Freq Level Limit Line Margin Read Level Ant Factor Cable Loss Preamp Factor Aux Factor APos TPos Remark MHz dBuV/m dBuV/m dB dBuV dB/m dB dB dB cm deg 1 2358.71 54.03 74.00 -19.97 43.29 27.20 6.75 33.23 10.02 191 268 Peak	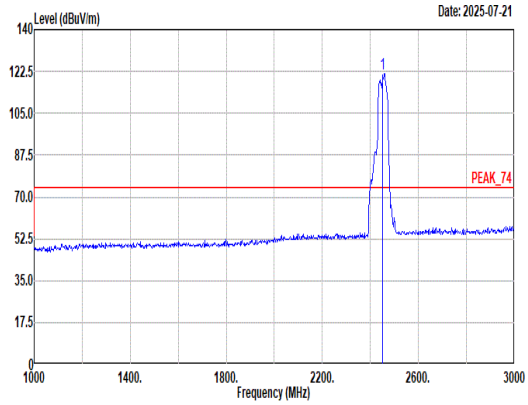 Site : 03CH11-HY Condition: PEAK_74 3m 9120D_01620_240828 VERTICAL : RBW:1000.000kHz VBW:3000.000kHz SWT:Auto Detector : PEAK Mode : 18 Setting : 23 Freq Level Limit Line Margin Read Level Ant Factor Cable Loss Preamp Factor Aux Factor APos TPos Remark MHz dBuV/m dBuV/m dB dBuV dB/m dB dB dB cm deg 1 2452.00 121.44 ------ ------ 110.09 27.60 6.86 33.14 10.03 191 268 Peak
Avg	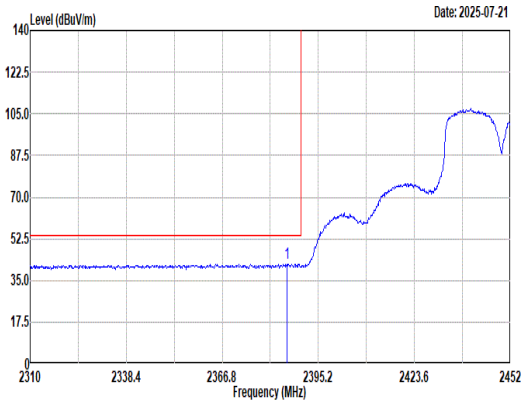 Site : 03CH11-HY Condition: AVG_BE_54 3m 9120D_01620_240828 VERTICAL : RBW:1000.000kHz VBW:3000.000kHz SWT:Auto Detector : RMS Mode : 18 Setting : 23 Freq Level Limit Line Margin Read Level Ant Factor Cable Loss Preamp Factor Aux Factor APos TPos Remark MHz dBuV/m dBuV/m dB dBuV dB/m dB dB dB cm deg 1 2385.83 42.08 54.00 -11.92 31.20 27.26 6.80 33.21 10.03 191 268 Average	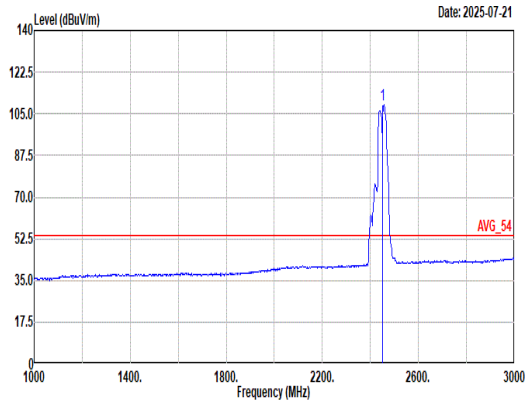 Site : 03CH11-HY Condition: AVG_54 3m 9120D_01620_240828 VERTICAL : RBW:1000.000kHz VBW:3000.000kHz SWT:Auto Detector : RMS Mode : 18 Setting : 23 Freq Level Limit Line Margin Read Level Ant Factor Cable Loss Preamp Factor Aux Factor APos TPos Remark MHz dBuV/m dBuV/m dB dBuV dB/m dB dB dB cm deg 1 2452.00 108.73 ------ ------ 97.39 27.60 6.85 33.14 10.03 191 268 Average

Mode	18	
	Band Edge - R	
	2400-2483.5_802.11be EHT40_CH09_2452MHz	
ANT	2+1(CDD)	
Pol.	Vertical	Fundamental
Peak	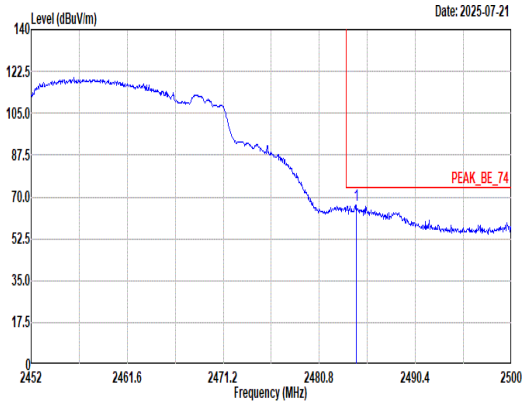 Site : 03CH11-HY Condition: PEAK_BE_74 3m 9120D_01620_240828 VERTICAL : RBW:1000.000kHz VBW:3000.000kHz SWT:Auto Detector : PEAK Mode : 18 Setting : 23 Limit Read Ant Cable Preamp Aux APos TPos Freq Level Line Margin Level Factor Loss Factor Factor Remark MHz dBuV/m dBuV/m dB dBuV dB/m dB dB dB cm deg 1 2484.50 66.45 74.00 -7.55 54.82 27.84 6.87 33.11 10.03 191 268 Peak	Blank
Avg	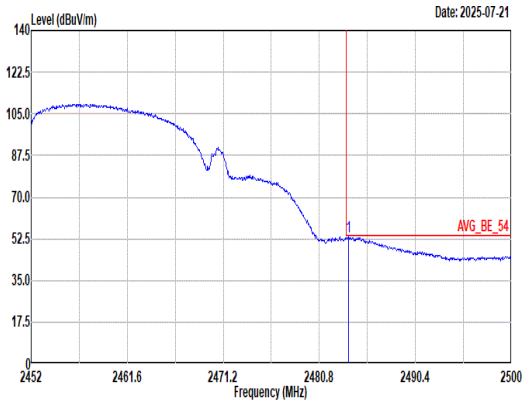 Site : 03CH11-HY Condition: AVG_BE_54 3m 9120D_01620_240828 VERTICAL : RBW:1000.000kHz VBW:3000.000kHz SWT:Auto Detector : RMS Mode : 18 Setting : 23 Limit Read Ant Cable Preamp Aux APos TPos Freq Level Line Margin Level Factor Loss Factor Factor Remark MHz dBuV/m dBuV/m dB dBuV dB/m dB dB dB cm deg 1 2483.73 53.32 54.00 -0.68 41.69 27.84 6.87 33.11 10.03 191 268 Average	Blank

Mode	19	
	Band Edge - L	
	2400-2483.5_802.11n HT40_CH09_2452MHz	
ANT	2	
Pol.	Horizontal	Fundamental
Peak	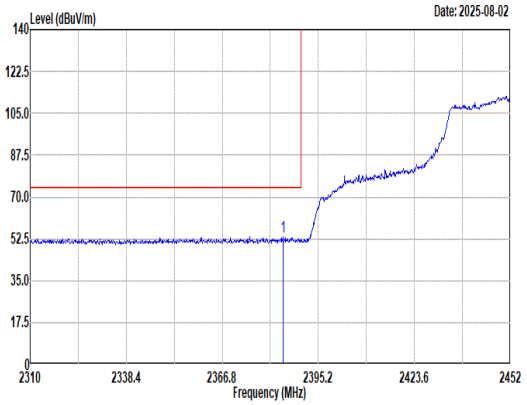 Site : 03CH11-HY Condition: PEAK_BE_74 3m 9120D_01620_240828 HORIZONTAL : RBW:1000.000kHz VBW:3000.000kHz SWT:Auto Detector : PEAK Mode : 30 Setting : 24 Freq Level Limit Line Margin Read Level Ant Factor Cable Loss Preamp Factor Aux Factor APos TPos Remark MHz dBuV/m dBuV/m dB dBuV dB/m dB dB dB cm deg 1 2384.69 53.27 74.00 -20.73 42.41 27.25 6.79 33.21 10.03 103 117 Peak	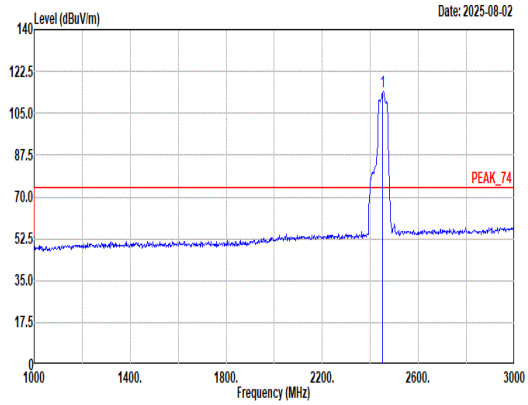 Site : 03CH11-HY Condition: PEAK_74 3m 9120D_01620_240828 HORIZONTAL : RBW:1000.000kHz VBW:3000.000kHz SWT:Auto Detector : PEAK Mode : 30 Setting : 24 Freq Level Limit Line Margin Read Level Ant Factor Cable Loss Preamp Factor Aux Factor APos TPos Remark MHz dBuV/m dBuV/m dB dBuV dB/m dB dB dB cm deg 1 2452.00 114.11 ------ ------ 102.77 27.60 6.85 33.14 10.03 103 117 Peak
Avg	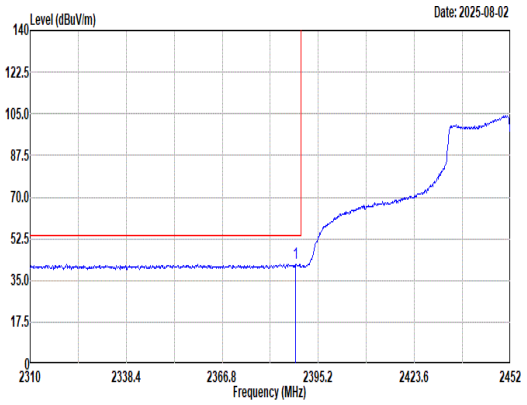 Site : 03CH11-HY Condition: AVG_BE_54 3m 9120D_01620_240828 HORIZONTAL : RBW:1000.000kHz VBW:3000.000kHz SWT:Auto Detector : RMS Mode : 30 Setting : 24 Freq Level Limit Line Margin Read Level Ant Factor Cable Loss Preamp Factor Aux Factor APos TPos Remark MHz dBuV/m dBuV/m dB dBuV dB/m dB dB dB cm deg 1 2388.53 42.08 54.00 -11.92 31.16 27.29 6.80 33.20 10.03 103 117 Average	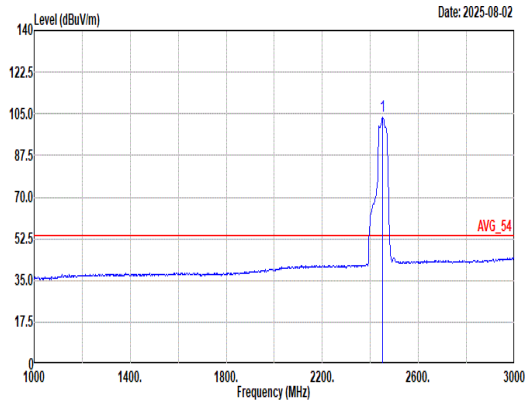 Site : 03CH11-HY Condition: AVG_54 3m 9120D_01620_240828 HORIZONTAL : RBW:1000.000kHz VBW:3000.000kHz SWT:Auto Detector : RMS Mode : 30 Setting : 24 Freq Level Limit Line Margin Read Level Ant Factor Cable Loss Preamp Factor Aux Factor APos TPos Remark MHz dBuV/m dBuV/m dB dBuV dB/m dB dB dB cm deg 1 2452.00 103.85 ------ ------ 92.52 27.60 6.85 33.15 10.03 103 117 Average

Mode	19	
	Band Edge - R	
	2400-2483.5_802.11n HT40_CH09_2452MHz	
ANT	2	
Pol.	Horizontal	Fundamental
Peak	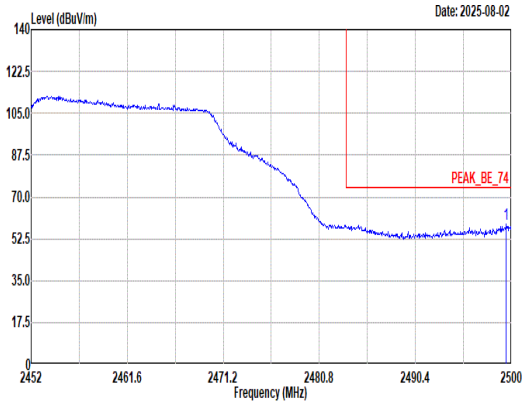 Site : 03CH11-HY Condition: PEAK_BE_74 3m 9120D_01620_240828 HORIZONTAL : RBW:1000.000kHz VBW:3000.000kHz SWT:Auto Detector : PEAK Mode : 30 Setting : 24 Freq Level Limit Line Margin Read Level Ant Factor Cable Loss Preamp Factor Aux Factor APos TPos Remark MHz dBuV/m dBuV/m dB dBuV dB/m dB dB dB cm deg 1 2499.47 58.82 74.00 -15.18 47.11 27.90 6.88 33.10 10.03 103 117 Peak	Blank
Avg	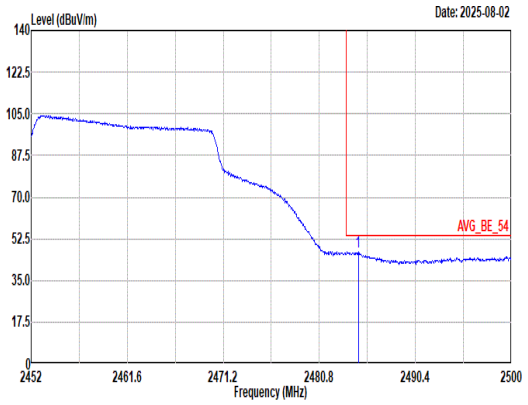 Site : 03CH11-HY Condition: AVG_BE_54 3m 9120D_01620_240828 HORIZONTAL : RBW:1000.000kHz VBW:3000.000kHz SWT:Auto Detector : RMS Mode : 30 Setting : 24 Freq Level Limit Line Margin Read Level Ant Factor Cable Loss Preamp Factor Aux Factor APos TPos Remark MHz dBuV/m dBuV/m dB dBuV dB/m dB dB dB cm deg 1 2484.69 47.05 54.00 -6.95 35.41 27.85 6.87 33.11 10.03 103 117 Average	Blank

Mode	19	
	Band Edge - L	
	2400-2483.5_802.11n HT40_CH09_2452MHz	
ANT	2	
Pol.	Vertical	Fundamental
Peak	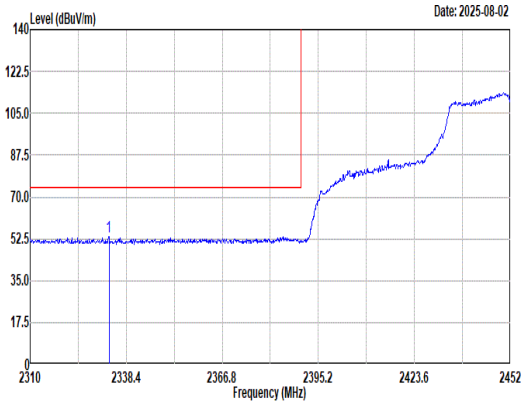 Site : 03CH11-HY Condition: PEAK_BE_74 3m 9120D_01620_240828 VERTICAL : RBW:1000.000kHz VBW:3000.000kHz SWT:Auto Detector : PEAK Mode : 30 Setting : 24 Freq Level Limit Line Margin Read Level Ant Factor Cable Loss Preamp Factor Aux Factor APos TPos Remark MHz dBuV/m dBuV/m dB dBuV dB/m dB dB dB cm deg 1 2333.29 53.43 74.00 -20.57 42.86 27.10 6.71 33.25 10.01 200 247 Peak	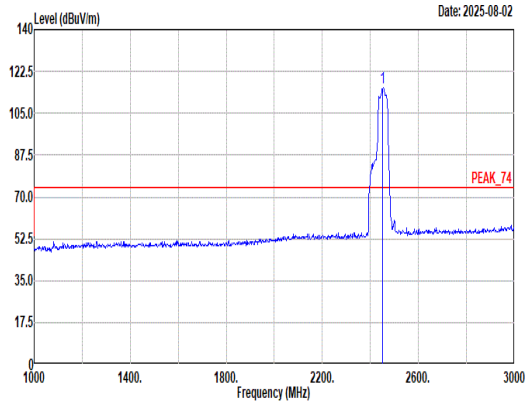 Site : 03CH11-HY Condition: PEAK_74 3m 9120D_01620_240828 VERTICAL : RBW:1000.000kHz VBW:3000.000kHz SWT:Auto Detector : PEAK Mode : 30 Setting : 24 Freq Level Limit Line Margin Read Level Ant Factor Cable Loss Preamp Factor Aux Factor APos TPos Remark MHz dBuV/m dBuV/m dB dBuV dB/m dB dB dB cm deg 1 2452.00 115.80 ------ ------ 104.46 27.60 6.85 33.14 10.03 200 247 Peak
Avg	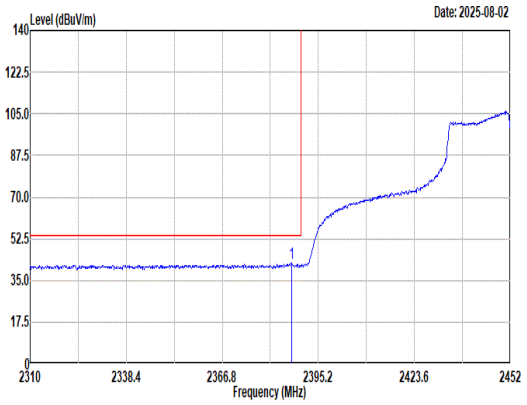 Site : 03CH11-HY Condition: AVG_BE_54 3m 9120D_01620_240828 VERTICAL : RBW:1000.000kHz VBW:3000.000kHz SWT:Auto Detector : RMS Mode : 30 Setting : 24 Freq Level Limit Line Margin Read Level Ant Factor Cable Loss Preamp Factor Aux Factor APos TPos Remark MHz dBuV/m dBuV/m dB dBuV dB/m dB dB dB cm deg 1 2387.25 42.23 54.00 -11.77 31.33 27.27 6.80 33.20 10.03 200 247 Average	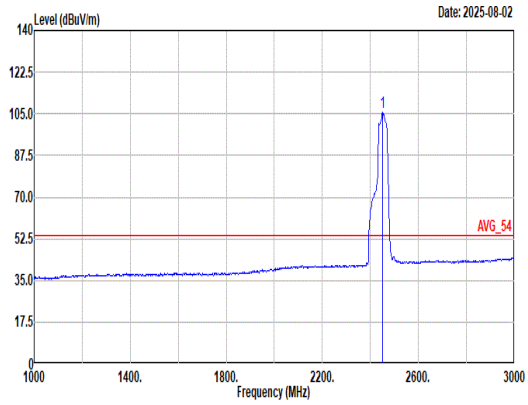 Site : 03CH11-HY Condition: AVG_54 3m 9120D_01620_240828 VERTICAL : RBW:1000.000kHz VBW:3000.000kHz SWT:Auto Detector : RMS Mode : 30 Setting : 24 Freq Level Limit Line Margin Read Level Ant Factor Cable Loss Preamp Factor Aux Factor APos TPos Remark MHz dBuV/m dBuV/m dB dBuV dB/m dB dB dB cm deg 1 2452.00 105.61 ------ ------ 94.28 27.60 6.85 33.15 10.03 200 247 Average

Mode	19	
	Band Edge - R	
	2400-2483.5_802.11n HT40_CH09_2452MHz	
ANT	2	
Pol.	Vertical	Fundamental
Peak	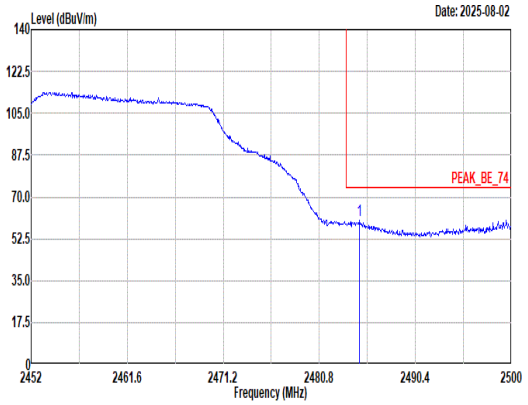 Site : 03CH11-HY Condition: PEAK_BE_74 3m 9120D_01620_240828 VERTICAL : RBW:1000.000kHz VBW:3000.000kHz SWT:Auto Detector : PEAK Mode : 30 Setting : 24 Limit Read Ant Cable Preamp Aux APos TPos Freq Level Line Margin Level Factor Loss Factor Factor Remark MHz dBuV/m dBuV/m dB dBuV dB/m dB dB dB cm deg 1 2484.83 60.37 74.00 -13.63 48.73 27.85 6.87 33.11 10.03 200 247 Peak	Blank
Avg	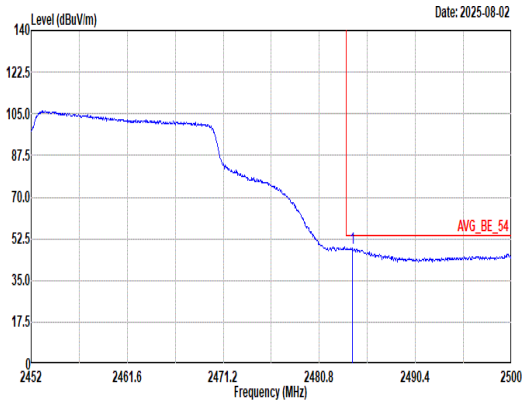 Site : 03CH11-HY Condition: AVG_BE_54 3m 9120D_01620_240828 VERTICAL : RBW:1000.000kHz VBW:3000.000kHz SWT:Auto Detector : RMS Mode : 30 Setting : 24 Limit Read Ant Cable Preamp Aux APos TPos Freq Level Line Margin Level Factor Loss Factor Factor Remark MHz dBuV/m dBuV/m dB dBuV dB/m dB dB dB cm deg 1 2484.11 48.63 54.00 -5.37 37.00 27.84 6.87 33.11 10.03 200 247 Average	Blank

Mode	20	
	Band Edge	
	2400-2483.5_802.11be EHT20_CH11_2462MHz	
ANT	2	
Pol.	Horizontal	Fundamental
Peak	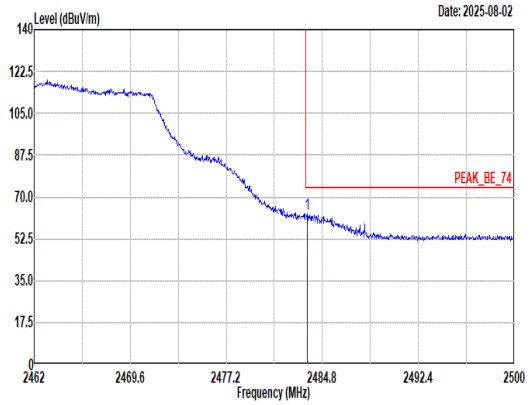 Site : 03CH11-HY Condition: PEAK_BE_74 3m 9120D_01620_240828 HORIZONTAL : RBW:1000.000kHz VBW:3000.000kHz SWT:Auto Detector : PEAK Mode : 33 Setting : 24 Freq Level Limit Line Margin Read Level Ant Factor Cable Loss Preamp Factor Aux Factor APos TPos Remark MHz dBuV/m dBuV/m dB dBuV dB/m dB dB dB cm deg 1 2483.58 62.68 74.00 -11.32 51.06 27.84 6.87 33.12 10.03 100 239 Peak	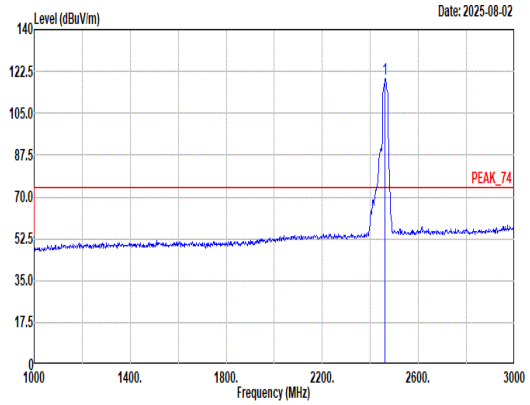 Site : 03CH11-HY Condition: PEAK_74 3m 9120D_01620_240828 HORIZONTAL : RBW:1000.000kHz VBW:3000.000kHz SWT:Auto Detector : PEAK Mode : 33 Setting : 24 Freq Level Limit Line Margin Read Level Ant Factor Cable Loss Preamp Factor Aux Factor APos TPos Remark MHz dBuV/m dBuV/m dB dBuV dB/m dB dB dB cm deg 1 2462.00 119.62 ------ ------ 108.22 27.64 6.86 33.13 10.03 100 239 Peak
Avg	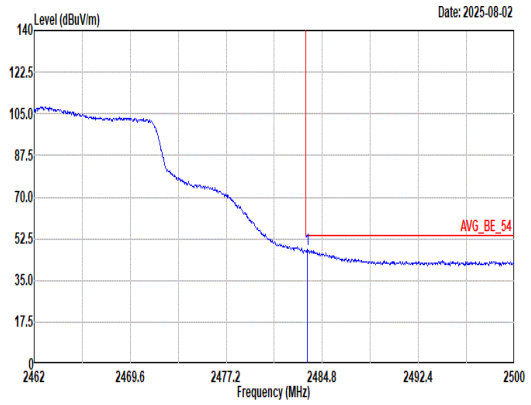 Site : 03CH11-HY Condition: AVG_BE_54 3m 9120D_01620_240828 HORIZONTAL : RBW:1000.000kHz VBW:3000.000kHz SWT:Auto Detector : RMS Mode : 33 Setting : 24 Freq Level Limit Line Margin Read Level Ant Factor Cable Loss Preamp Factor Aux Factor APos TPos Remark MHz dBuV/m dBuV/m dB dBuV dB/m dB dB dB cm deg 1 2483.62 48.25 54.00 -5.75 36.63 27.84 6.87 33.12 10.03 100 239 Average	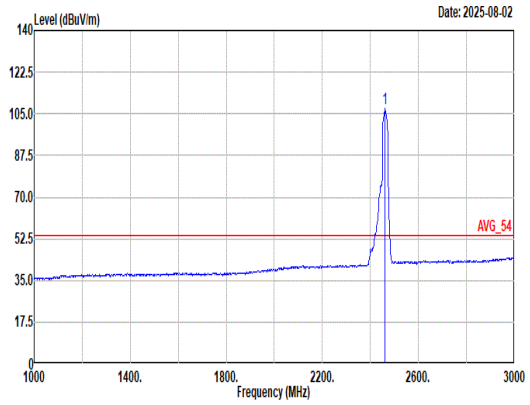 Site : 03CH11-HY Condition: AVG_54 3m 9120D_01620_240828 HORIZONTAL : RBW:1000.000kHz VBW:3000.000kHz SWT:Auto Detector : RMS Mode : 33 Setting : 24 Freq Level Limit Line Margin Read Level Ant Factor Cable Loss Preamp Factor Aux Factor APos TPos Remark MHz dBuV/m dBuV/m dB dBuV dB/m dB dB dB cm deg 1 2462.00 107.25 ------ ------ 95.87 27.62 6.86 33.13 10.03 100 239 Average

Mode	20	
	Band Edge	
	2400-2483.5_802.11be EHT20_CH11_2462MHz	
ANT	2	
Pol.	Vertical	Fundamental
Peak	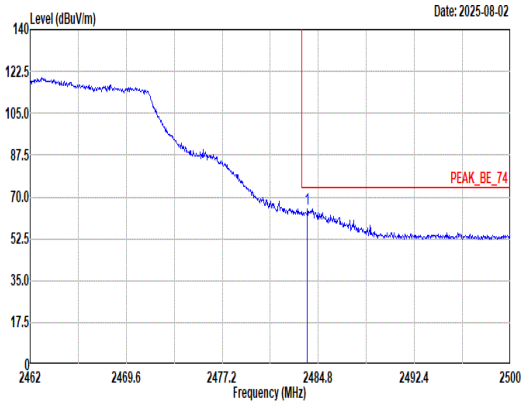 Site : 03CH11-HY Condition: PEAK_BE_74 3m 9120D_01620_240828 VERTICAL : RBW:1000.000kHz VBW:3000.000kHz SWT:Auto Detector : PEAK Mode : 33 Setting : 24 1 2483.93 65.18 74.00 -8.82 53.55 27.84 6.87 33.11 10.03 181 274 Peak	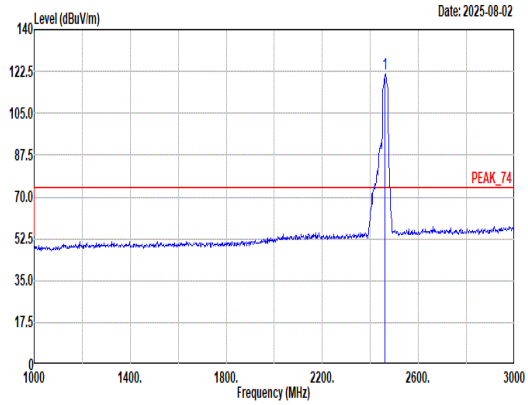 Site : 03CH11-HY Condition: PEAK_74 3m 9120D_01620_240828 VERTICAL : RBW:1000.000kHz VBW:3000.000kHz SWT:Auto Detector : PEAK Mode : 33 Setting : 24 1 2462.00 121.59 ------ ------ 110.19 27.64 6.86 33.13 10.03 181 274 Peak
Avg	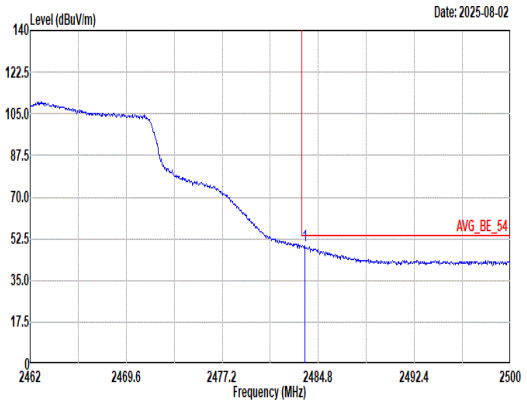 Site : 03CH11-HY Condition: AVG_BE_54 3m 9120D_01620_240828 VERTICAL : RBW:1000.000kHz VBW:3000.000kHz SWT:Auto Detector : RMS Mode : 33 Setting : 24 1 2483.74 49.64 54.00 -4.36 38.01 27.84 6.87 33.11 10.03 181 274 Average	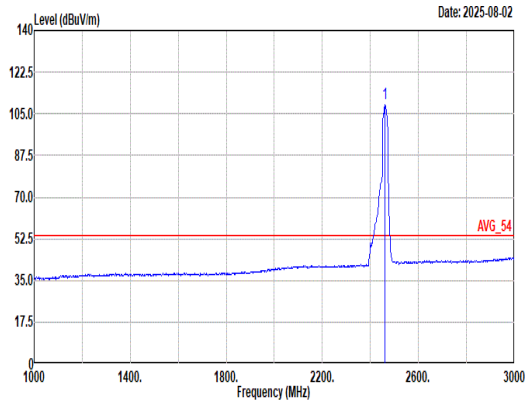 Site : 03CH11-HY Condition: AVG_54 3m 9120D_01620_240828 VERTICAL : RBW:1000.000kHz VBW:3000.000kHz SWT:Auto Detector : RMS Mode : 33 Setting : 24 1 2462.00 109.22 ------ ------ 97.84 27.62 6.86 33.13 10.03 181 274 Average

Mode	21	
	Band Edge - L	
	2400-2483.5_802.11be EHT40_CH03_2422MHz	
ANT	2	
Pol.	Horizontal	Fundamental
Peak	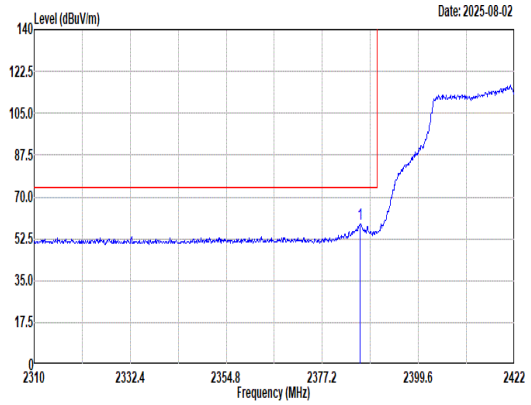 Site : 03CH11-HY Condition: PEAK_BE_74 3m 9120D_01620_240828 HORIZONTAL : RBW:1000.000kHz VBW:3000.000kHz SWT:Auto Detector : PEAK Mode : 34 Setting : 24 1 2385.94 58.81 74.00 -15.19 47.92 27.26 6.80 33.20 10.03 246 121 Peak	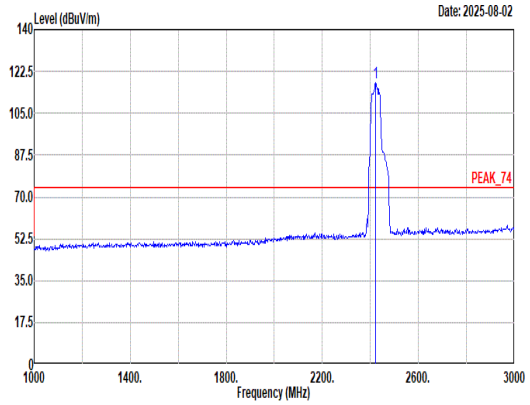 Site : 03CH11-HY Condition: PEAK_74 3m 9120D_01620_240828 HORIZONTAL : RBW:1000.000kHz VBW:3000.000kHz SWT:Auto Detector : PEAK Mode : 34 Setting : 24 1 2422.00 117.67 ------ ------ 106.46 27.52 6.83 33.17 10.03 246 121 Peak
Avg	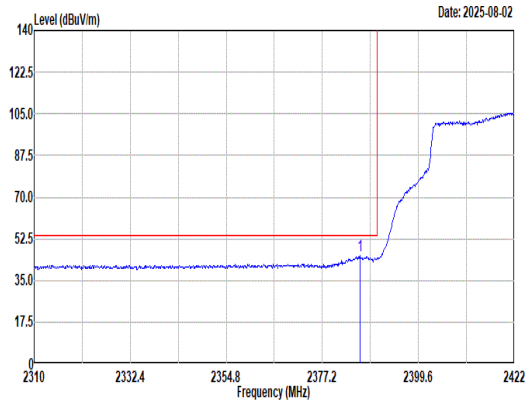 Site : 03CH11-HY Condition: AVG_BE_54 3m 9120D_01620_240828 HORIZONTAL : RBW:1000.000kHz VBW:3000.000kHz SWT:Auto Detector : RMS Mode : 34 Setting : 24 1 2385.94 45.49 54.00 -8.51 34.60 27.26 6.80 33.20 10.03 246 121 Average	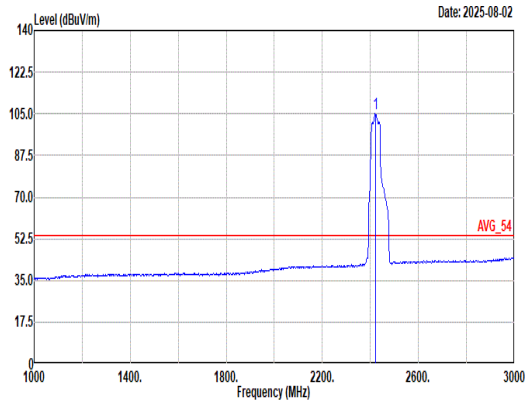 Site : 03CH11-HY Condition: AVG_54 3m 9120D_01620_240828 HORIZONTAL : RBW:1000.000kHz VBW:3000.000kHz SWT:Auto Detector : RMS Mode : 34 Setting : 24 1 2422.00 105.13 ------ ------ 93.94 27.50 6.83 33.17 10.03 246 121 Average

Mode	21	
	Band Edge - R	
	2400-2483.5_802.11be EHT40_CH03_2422MHz	
ANT	2	
Pol.	Horizontal	Fundamental
Peak	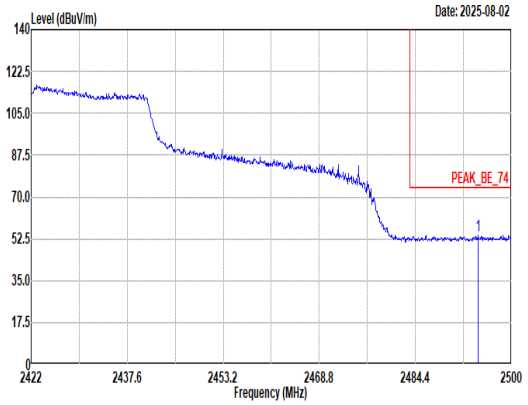 Site : 03CH11-HY Condition: PEAK_BE_74 3m 9120D_01620_240828 HORIZONTAL : RBW:1000.000kHz VBW:3000.000kHz SWT:Auto Detector : PEAK Mode : 34 Setting : 24 Limit Read Ant Cable Preamp Aux APos TPos Freq Level Line Margin Level Factor Loss Factor Factor Remark MHz dBuV/m dBuV/m dB dBuV dB/m dB dB dB cm deg 1 2494.54 53.97 74.00 -20.03 42.27 27.90 6.88 33.11 10.03 246 121 Peak	Blank
Avg	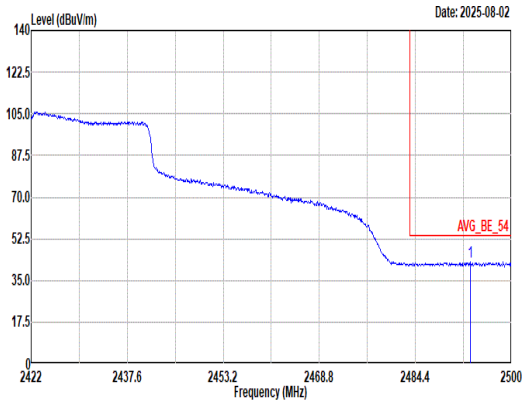 Site : 03CH11-HY Condition: AVG_BE_54 3m 9120D_01620_240828 HORIZONTAL : RBW:1000.000kHz VBW:3000.000kHz SWT:Auto Detector : RMS Mode : 34 Setting : 24 Limit Read Ant Cable Preamp Aux APos TPos Freq Level Line Margin Level Factor Loss Factor Factor Remark MHz dBuV/m dBuV/m dB dBuV dB/m dB dB dB cm deg 1 2493.29 42.86 54.00 -11.14 31.16 27.90 6.88 33.11 10.03 246 121 Average	Blank

Mode	21	
	Band Edge - L	
	2400-2483.5_802.11be EHT40_CH03_2422MHz	
ANT	2	
Pol.	Vertical	Fundamental
Peak	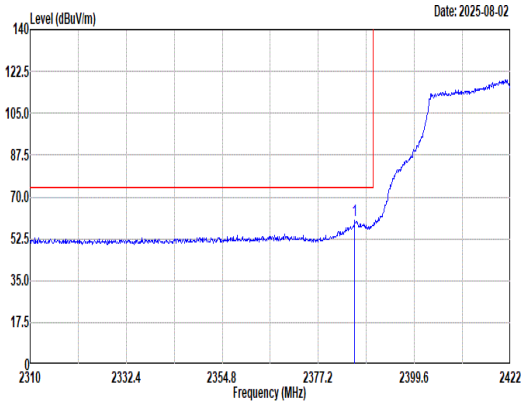 Site : 03CH11-HY Condition: PEAK_BE_74 3m 9120D_01620_240828 VERTICAL : RBW:1000.000kHz VBW:3000.000kHz SWT:Auto Detector : PEAK Mode : 34 Setting : 24 Freq Level Limit Line Margin Read Level Ant Factor Cable Loss Preamp Factor Aux Factor APos TPos Remark MHz dBuV/m dBuV/m dB dBuV dB/m dB dB dB cm deg 1 2385.71 60.25 74.00 -13.75 49.37 27.26 6.80 33.21 10.03 195 285 Peak	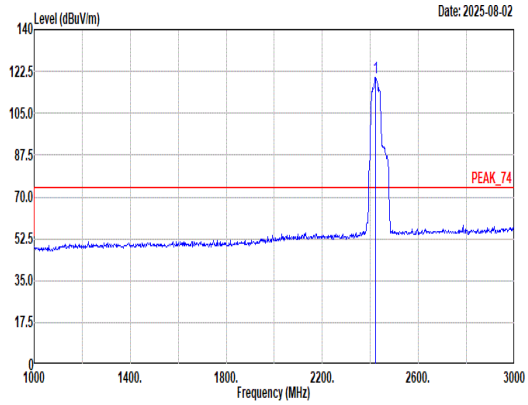 Site : 03CH11-HY Condition: PEAK_74 3m 9120D_01620_240828 VERTICAL : RBW:1000.000kHz VBW:3000.000kHz SWT:Auto Detector : PEAK Mode : 34 Setting : 24 Freq Level Limit Line Margin Read Level Ant Factor Cable Loss Preamp Factor Aux Factor APos TPos Remark MHz dBuV/m dBuV/m dB dBuV dB/m dB dB dB cm deg 1 2422.00 119.97 ------ ------ 108.78 27.50 6.83 33.17 10.03 195 285 Peak
Avg	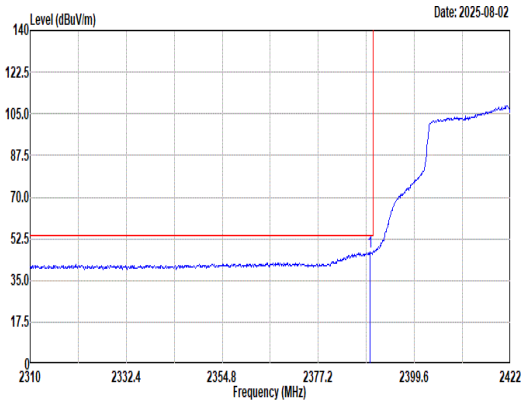 Site : 03CH11-HY Condition: AVG_BE_54 3m 9120D_01620_240828 VERTICAL : RBW:1000.000kHz VBW:3000.000kHz SWT:Auto Detector : RMS Mode : 34 Setting : 24 Freq Level Limit Line Margin Read Level Ant Factor Cable Loss Preamp Factor Aux Factor APos TPos Remark MHz dBuV/m dBuV/m dB dBuV dB/m dB dB dB cm deg 1 2389.30 47.20 54.00 -6.80 36.28 27.29 6.80 33.20 10.03 195 285 Average	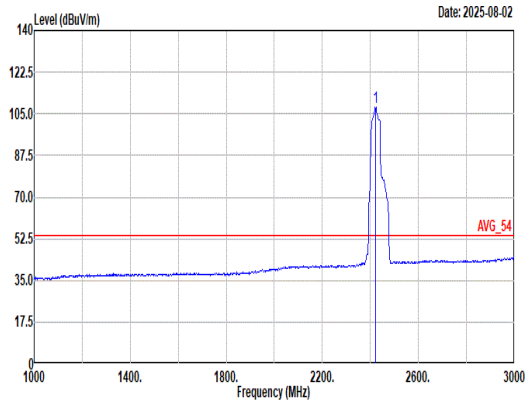 Site : 03CH11-HY Condition: AVG_54 3m 9120D_01620_240828 VERTICAL : RBW:1000.000kHz VBW:3000.000kHz SWT:Auto Detector : RMS Mode : 34 Setting : 24 Freq Level Limit Line Margin Read Level Ant Factor Cable Loss Preamp Factor Aux Factor APos TPos Remark MHz dBuV/m dBuV/m dB dBuV dB/m dB dB dB cm deg 1 2422.00 107.84 ------ ------ 96.65 27.50 6.83 33.17 10.03 195 285 Average

Mode	21	
	Band Edge - R	
	2400-2483.5_802.11be EHT40_CH03_2422MHz	
ANT	2	
Pol.	Vertical	Fundamental
Peak	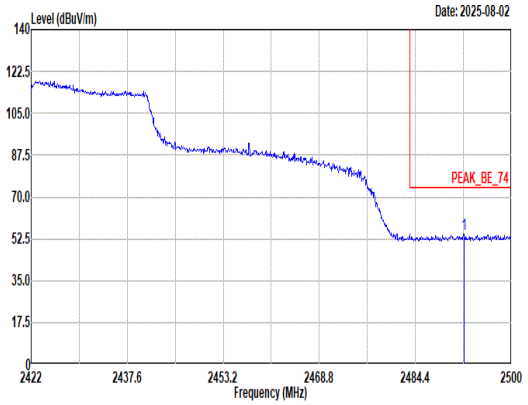 Site : 03CH11-HY Condition: PEAK_BE_74 3m 9120D_01620_240828 VERTICAL : RBW:1000.000kHz VBW:3000.000kHz SWT:Auto Detector : PEAK Mode : 34 Setting : 24 Limit Read Ant Cable Preamp Aux APos TPos Freq Level Line Margin Level Factor Loss Factor Factor Remark MHz dBuV/m dBuV/m dB dBuV dB/m dB dB dB cm deg 1 2492.28 54.48 74.00 -19.52 42.78 27.90 6.88 33.11 10.03 195 285 Peak	Blank
Avg	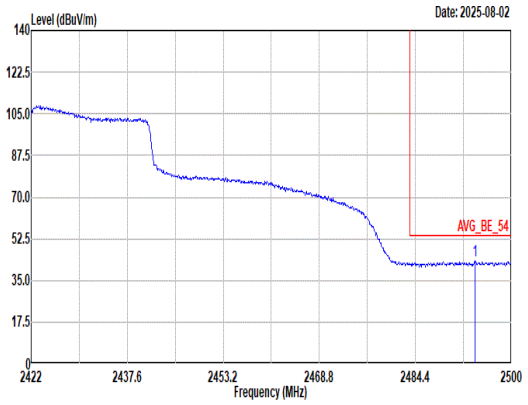 Site : 03CH11-HY Condition: AVG_BE_54 3m 9120D_01620_240828 VERTICAL : RBW:1000.000kHz VBW:3000.000kHz SWT:Auto Detector : RMS Mode : 34 Setting : 24 Limit Read Ant Cable Preamp Aux APos TPos Freq Level Line Margin Level Factor Loss Factor Factor Remark MHz dBuV/m dBuV/m dB dBuV dB/m dB dB dB cm deg 1 2494.07 43.41 54.00 -10.59 31.71 27.90 6.88 33.11 10.03 195 285 Average	Blank

Mode	22	
	Band Edge - L	
	2400-2483.5_802.11be EHT40_CH09_2452MHz	
ANT	2	
Pol.	Horizontal	Fundamental
Peak	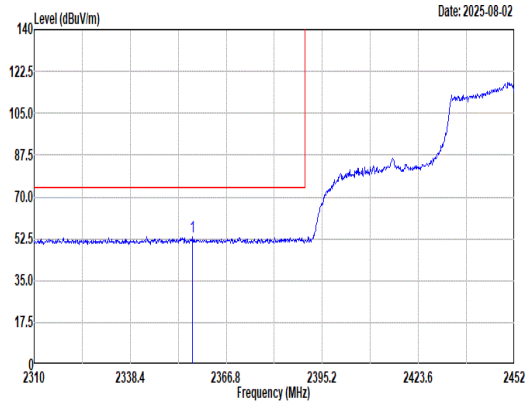 Site : 03CH11-HY Condition: PEAK_BE_74 3m 9120D_01620_240828 HORIZONTAL : RBW:1000.000kHz VBW:3000.000kHz SWT:Auto Detector : PEAK Mode : 36 Setting : 24 1 2356.86 53.42 74.00 -20.58 42.68 27.20 6.75 33.23 10.02 122 255 Peak	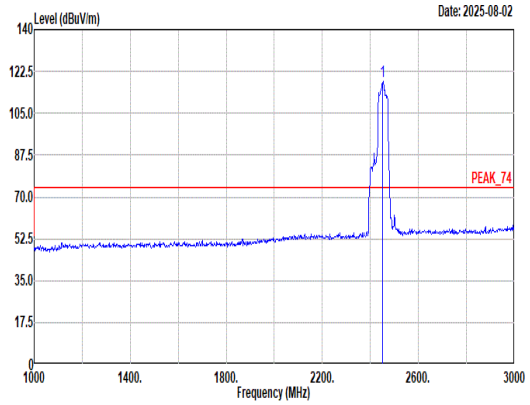 Site : 03CH11-HY Condition: PEAK_74 3m 9120D_01620_240828 HORIZONTAL : RBW:1000.000kHz VBW:3000.000kHz SWT:Auto Detector : PEAK Mode : 36 Setting : 24 1 2452.00 118.50 ------ ------ 107.16 27.60 6.85 33.14 10.03 122 255 Peak
Avg	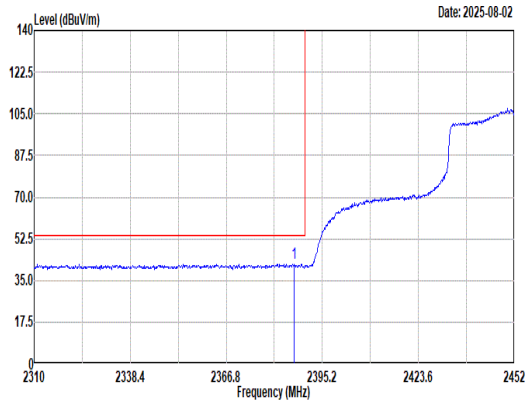 Site : 03CH11-HY Condition: AVG_BE_54 3m 9120D_01620_240828 HORIZONTAL : RBW:1000.000kHz VBW:3000.000kHz SWT:Auto Detector : RMS Mode : 36 Setting : 24 1 2386.82 42.06 54.00 -11.94 31.16 27.27 6.80 33.20 10.03 122 255 Average	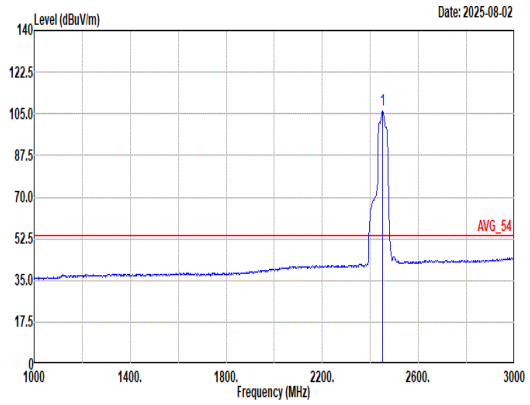 Site : 03CH11-HY Condition: AVG_54 3m 9120D_01620_240828 HORIZONTAL : RBW:1000.000kHz VBW:3000.000kHz SWT:Auto Detector : RMS Mode : 36 Setting : 24 1 2452.00 106.57 ------ ------ 95.24 27.60 6.85 33.15 10.03 122 255 Average

Mode	22	
	Band Edge - R	
	2400-2483.5_802.11be EHT40_CH09_2452MHz	
ANT	2	
Pol.	Horizontal	Fundamental
Peak	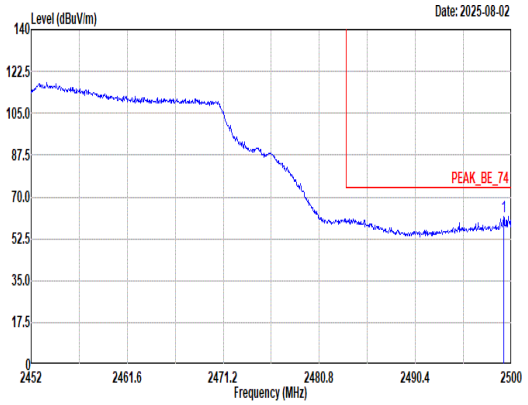 Site : 03CH11-HY Condition: PEAK_BE_74 3m 9120D_01620_240828 HORIZONTAL : RBW:1000.000kHz VBW:3000.000kHz SWT:Auto Detector : PEAK Mode : 36 Setting : 24 Limit Read Ant Cable Preamp Aux APos TPos Freq Level Line Margin Level Factor Loss Factor Factor Remark MHz dBuV/m dBuV/m dB dBuV dB/m dB dB dB cm deg 1 2499.23 61.98 74.00 -12.02 50.27 27.90 6.88 33.10 10.03 122 255 Peak	Blank
Avg	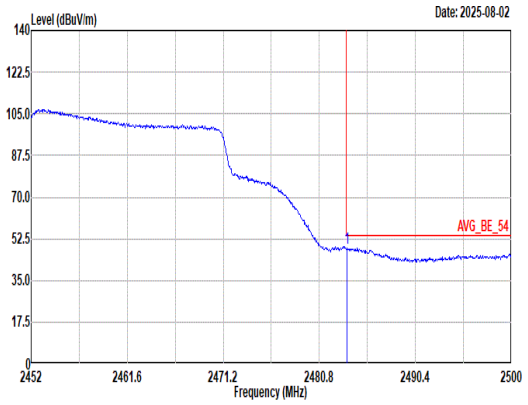 Site : 03CH11-HY Condition: AVG_BE_54 3m 9120D_01620_240828 HORIZONTAL : RBW:1000.000kHz VBW:3000.000kHz SWT:Auto Detector : RMS Mode : 36 Setting : 24 Limit Read Ant Cable Preamp Aux APos TPos Freq Level Line Margin Level Factor Loss Factor Factor Remark MHz dBuV/m dBuV/m dB dBuV dB/m dB dB dB cm deg 1 2483.54 48.77 54.00 -5.23 37.15 27.84 6.87 33.12 10.03 122 255 Average	Blank

Mode	22	
	Band Edge - L	
	2400-2483.5_802.11be EHT40_CH09_2452MHz	
ANT	2	
Pol.	Vertical	Fundamental
Peak	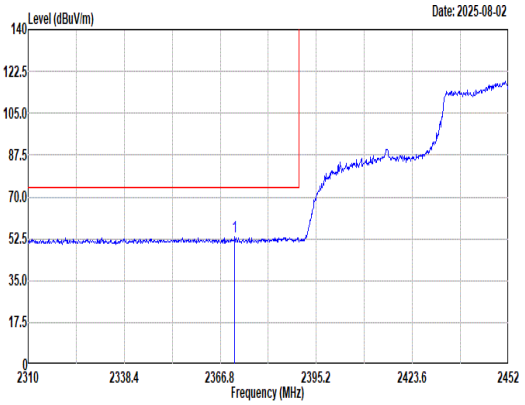 Site : 03CH11-HY Condition: PEAK_BE_74 3m 9120D_01620_240828 VERTICAL : RBW:1000.000kHz VBW:3000.000kHz SWT:Auto Detector : PEAK Mode : 36 Setting : 24 Freq Level Limit Line Margin Read Level Ant Factor Cable Loss Preamp Factor Aux Factor APos TPos Remark MHz dBuV/m dBuV/m dB dBuV dB/m dB dB dB cm deg 1 2371.06 53.40 74.00 -20.60 42.63 27.20 6.77 33.22 10.02 188 274 Peak	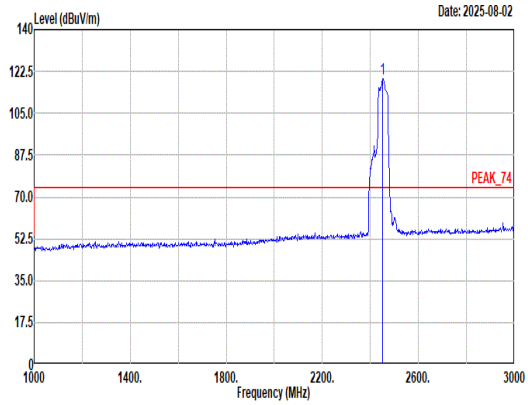 Site : 03CH11-HY Condition: PEAK_74 3m 9120D_01620_240828 VERTICAL : RBW:1000.000kHz VBW:3000.000kHz SWT:Auto Detector : PEAK Mode : 36 Setting : 24 Freq Level Limit Line Margin Read Level Ant Factor Cable Loss Preamp Factor Aux Factor APos TPos Remark MHz dBuV/m dBuV/m dB dBuV dB/m dB dB dB cm deg 1 2452.00 119.39 ------ ------ 108.06 27.60 6.85 33.15 10.03 188 274 Peak
Avg	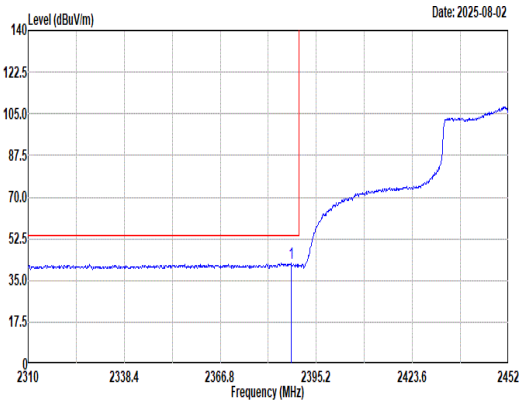 Site : 03CH11-HY Condition: AVG_BE_54 3m 9120D_01620_240828 VERTICAL : RBW:1000.000kHz VBW:3000.000kHz SWT:Auto Detector : RMS Mode : 36 Setting : 24 Freq Level Limit Line Margin Read Level Ant Factor Cable Loss Preamp Factor Aux Factor APos TPos Remark MHz dBuV/m dBuV/m dB dBuV dB/m dB dB dB cm deg 1 2387.67 42.42 54.00 -11.58 31.51 27.28 6.80 33.20 10.03 188 274 Average	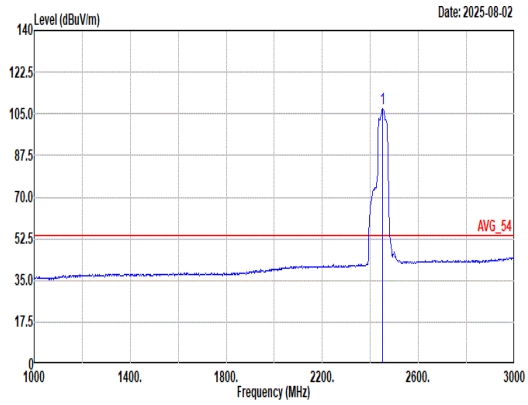 Site : 03CH11-HY Condition: AVG_54 3m 9120D_01620_240828 VERTICAL : RBW:1000.000kHz VBW:3000.000kHz SWT:Auto Detector : RMS Mode : 36 Setting : 24 Freq Level Limit Line Margin Read Level Ant Factor Cable Loss Preamp Factor Aux Factor APos TPos Remark MHz dBuV/m dBuV/m dB dBuV dB/m dB dB dB cm deg 1 2452.00 107.45 ------ ------ 96.12 27.60 6.85 33.15 10.03 188 274 Average

Mode	22	
	Band Edge - R	
	2400-2483.5_802.11be EHT40_CH09_2452MHz	
ANT	2	
Pol.	Vertical	Fundamental
Peak	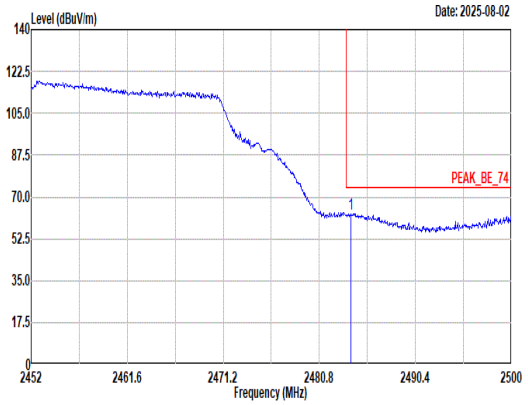 Site : 03CH11-HY Condition: PEAK_BE_74 3m 9120D_01620_240828 VERTICAL : RBW:1000.000kHz VBW:3000.000kHz SWT:Auto Detector : PEAK Mode : 36 Setting : 24 Limit Read Ant Cable Preamp Aux APos TPos Freq Level Line Margin Level Factor Loss Factor Factor Remark MHz dBuV/m dBuV/m dB dBuV dB/m dB dB dB cm deg 1 2483.92 62.90 74.00 -11.10 51.27 27.84 6.87 33.11 10.03 188 274 Peak	Blank
Avg	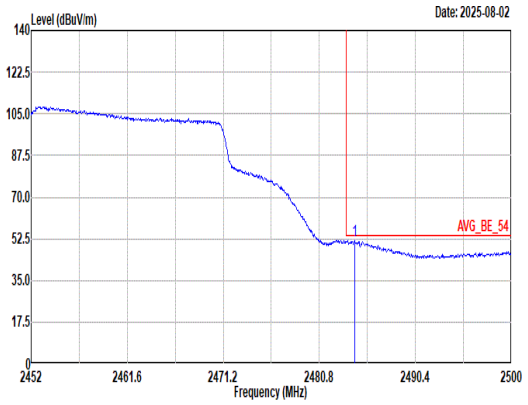 Site : 03CH11-HY Condition: AVG_BE_54 3m 9120D_01620_240828 VERTICAL : RBW:1000.000kHz VBW:3000.000kHz SWT:Auto Detector : RMS Mode : 36 Setting : 24 Limit Read Ant Cable Preamp Aux APos TPos Freq Level Line Margin Level Factor Loss Factor Factor Remark MHz dBuV/m dBuV/m dB dBuV dB/m dB dB dB cm deg 1 2484.30 51.81 54.00 -2.19 40.18 27.84 6.87 33.11 10.03 188 274 Average	Blank

Mode	23	
	SHF	
	2400-2483.5_802.11be EHT40_CH09_2452MHz	
ANT	2+1(CDD)	
Pol.	Horizontal	Vertical
Peak	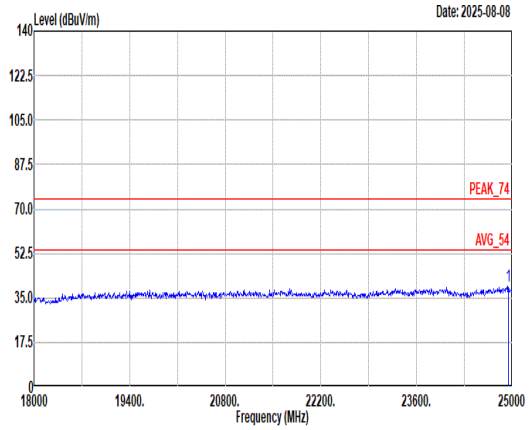 Site : 03CH11-HY Condition: PEAK_74 1m SHF_00994_250109 HORIZONTAL Mode : 55 Setting : Freq Level Limit Line Margin Read Level Ant Factor Cable Loss Preamp Factor Aux Factor APos TPos Remark MHz dBuV/m dBuV/m dB dBuV dB/m dB dB dB cm deg 1 24943.11 39.48 74.00 -34.52 36.13 39.61 26.58 53.30 -9.54 -- -- PEAK	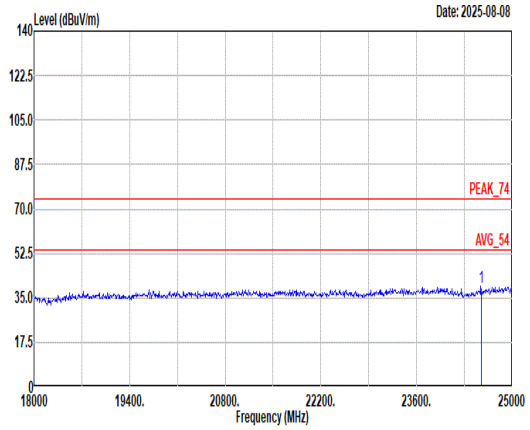 Site : 03CH11-HY Condition: PEAK_74 1m SHF_00994_250109 VERTICAL Mode : 55 Setting : Freq Level Limit Line Margin Read Level Ant Factor Cable Loss Preamp Factor Aux Factor APos TPos Remark MHz dBuV/m dBuV/m dB dBuV dB/m dB dB dB cm deg 1 24548.63 39.02 74.00 -34.98 35.71 39.70 26.45 53.30 -9.54 -- -- PEAK

Mode	24	
	LF	
	2400-2483.5_802.11be EHT40_CH09_2452MHz	
ANT	2+1(CDD)	
Pol.	Horizontal	Vertical
QP/ Peak	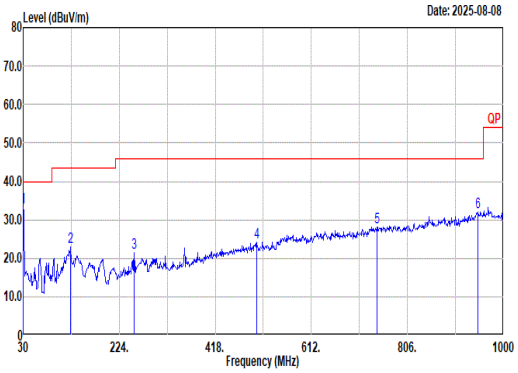 Site : 03CH11-HY Condition: QP 3m BILOG_37059&01_241127 HORIZONTAL Mode : 56 Setting :	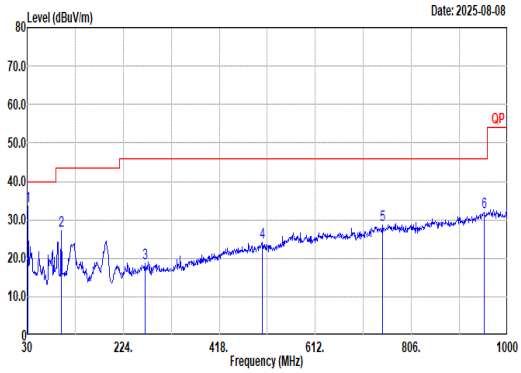 Site : 03CH11-HY Condition: QP 3m BILOG_37059&01_241127 VERTICAL Mode : 56 Setting :

Horizontal:

	Freq	Level	Limit Line	Margin	Read Level	Ant Factor	Cable Loss	Preamp Factor	Aux Factor	APos	TPos	Remark
	MHz	dBuV/m	dBuV/m	dB	dBuV	dB/m	dB	dB	dB	cm	deg	
1	30.00	33.28	40.00	-6.72	40.30	24.51	0.82	32.43	0.08	--	--	Peak
2	126.03	23.09	43.50	-20.41	36.10	17.65	1.58	32.29	0.05	--	--	Peak
3	254.07	21.53	46.00	-24.47	32.20	19.15	2.22	32.20	0.16	--	--	Peak
4	502.39	24.18	46.00	-21.82	28.93	24.20	3.13	32.20	0.12	--	--	Peak
5	743.92	28.22	46.00	-17.78	27.99	28.36	3.78	32.11	0.20	--	--	Peak
6	947.62	32.02	46.00	-13.98	27.63	30.82	4.28	30.92	0.21	--	--	Peak

Vertical:

	Freq	Level	Limit Line	Margin	Read Level	Ant Factor	Cable Loss	Preamp Factor	Aux Factor	APos	TPos	Remark
	MHz	dBuV/m	dBuV/m	dB	dBuV	dB/m	dB	dB	dB	cm	deg	
1	30.97	33.52	40.00	-6.48	40.82	24.21	0.83	32.41	0.07	--	--	Peak
2	98.87	27.14	43.50	-16.36	41.90	16.07	1.44	32.31	0.04	--	--	Peak
3	267.65	18.75	46.00	-27.25	29.14	19.40	2.28	32.20	0.13	--	--	Peak
4	505.30	24.18	46.00	-21.82	28.87	24.25	3.14	32.20	0.12	--	--	Peak
5	747.80	28.65	46.00	-17.35	28.36	28.40	3.79	32.10	0.20	--	--	Peak
6	952.47	32.03	46.00	-13.97	27.34	31.07	4.28	30.87	0.21	--	--	Peak

Appendix D. Duty Cycle Plots

Antenna	Band	Duty Cycle (%)	Duty Factor(dB)
2+1	802.11b	98.03	0.09
2+1	802.11g	99.20	0.04
2+1	2.4GHz 802.11n HT20	96.61	0.15
2+1	2.4GHz 802.11n HT40	96.62	0.15
2+1	2.4GHz 802.11be EHT20 RU 242T	96.64	0.15
2+1	2.4GHz 802.11be EHT40 RU 484T	96.63	0.15
2	2.4GHz 802.11n HT40	96.62	0.15
2	2.4GHz 802.11be EHT20 RU 242T	97.15	0.13
2	2.4GHz 802.11be EHT40 RU 484T	96.28	0.16

<Ant 2+1>

802.11b

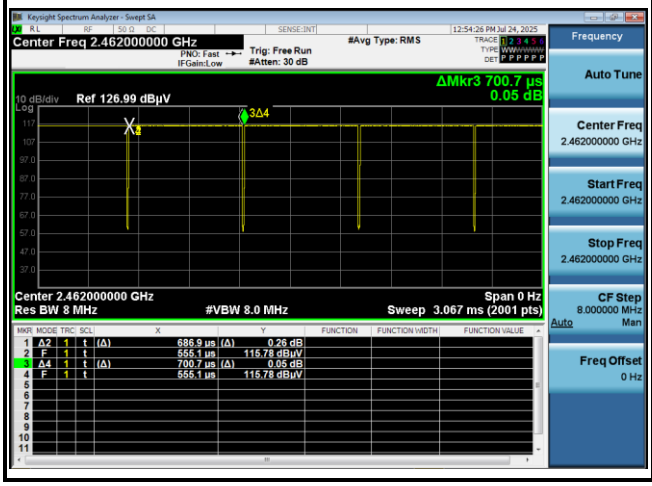

802.11g

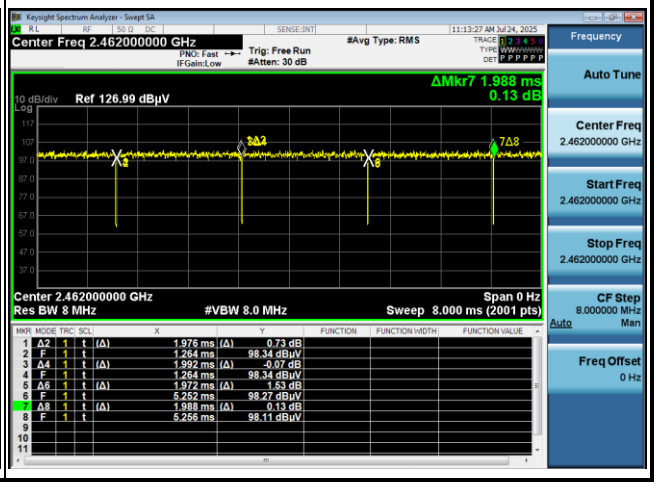

802.11n HT20

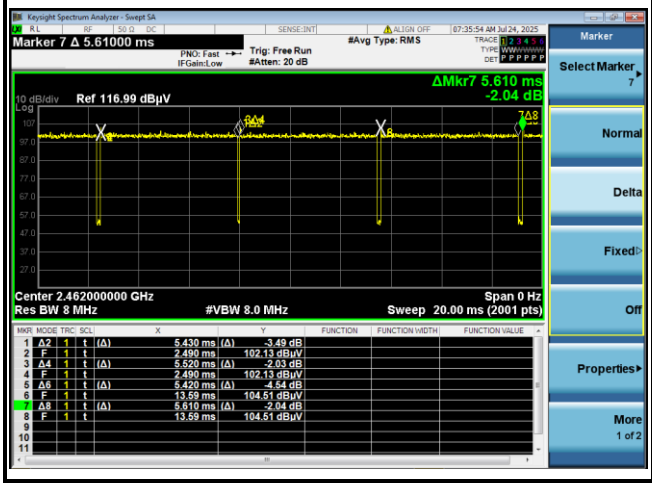

802.11n HT40

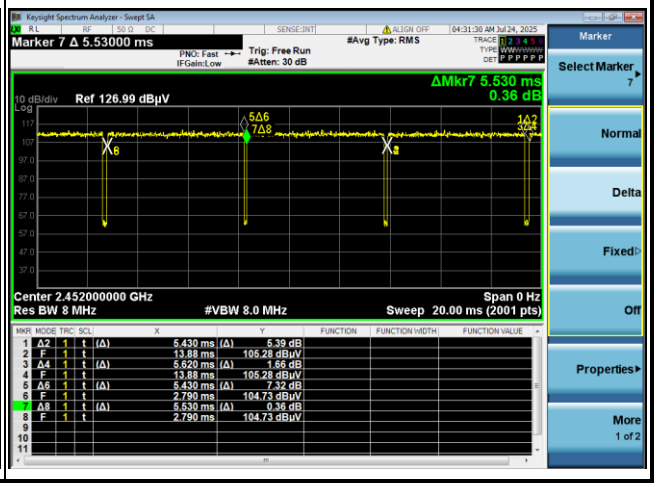

802.11be EHT20 RU 242T

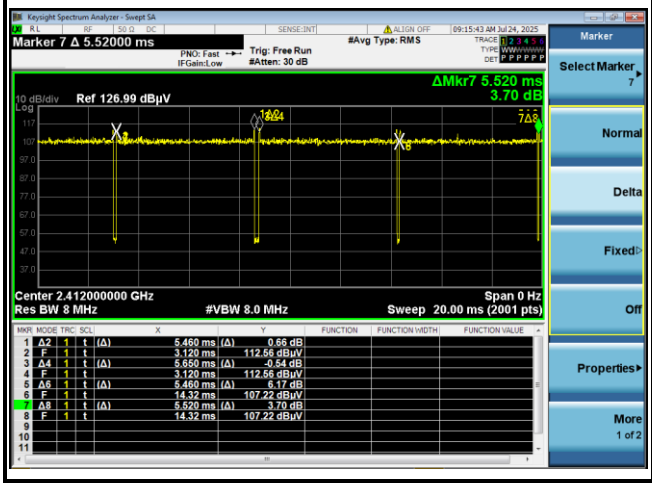

802.11be EHT40 RU 484T

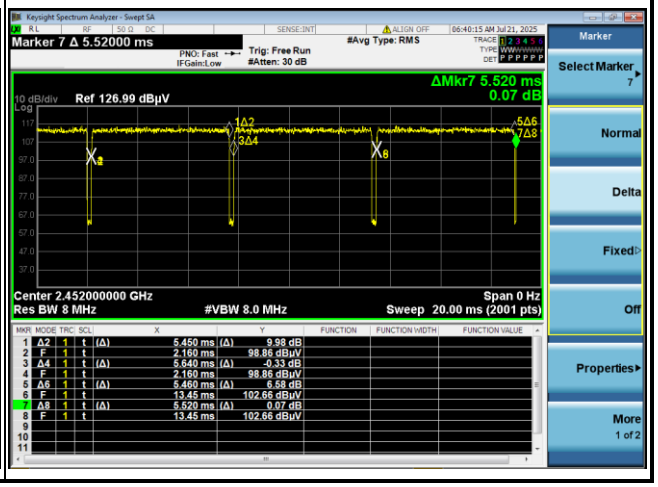

<Ant 2>

802.11n HT40

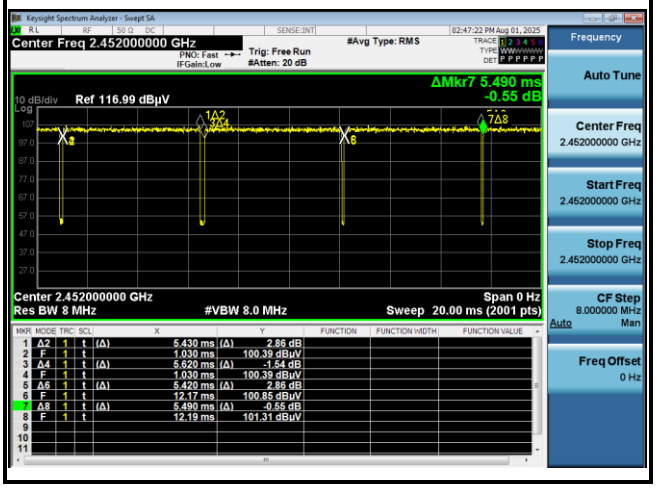

802.11be EHT20 RU 242T

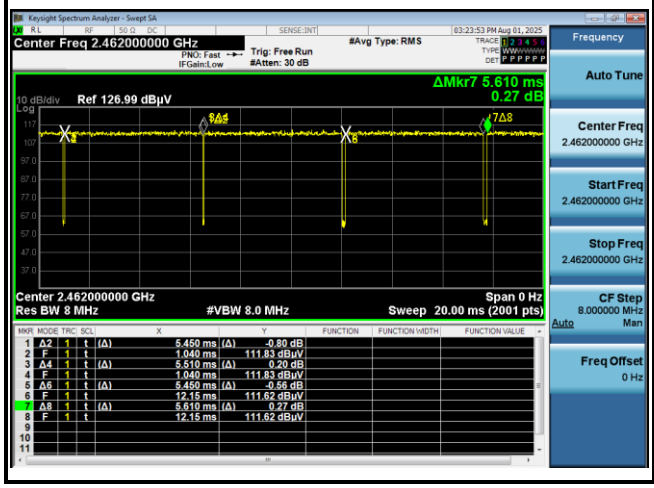

802.11be EHT40 RU 484T

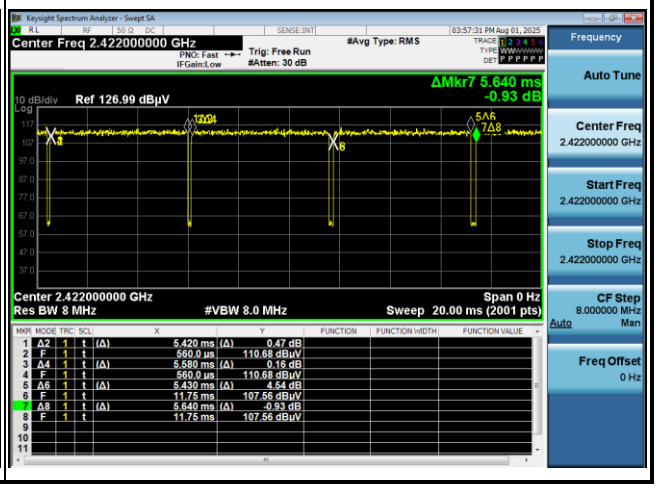

————THE END————