Mode	87
	Band Edge - L
	U-NII-2C_5.47-5.725_802.11ac VHT160_CH114_5570MHz
ANT	1

Pol.	Vertical	Fundamental
Peak	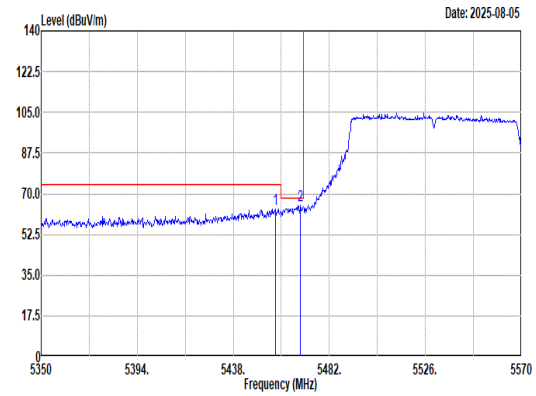 Site : 03CH11-HY Condition: PEAK_BE(UNII)_B3 3m 9120D_01620_240828 VERTICAL : RBW:1000.000kHz VBW:3000.000kHz SWT:Auto Freq Level Limit Line Margin Read Level Ant Factor Cable Loss Preamp Factor Aux Factor APos TPos Remark MHz dBuV/m dBuV/m dB dBuV dB/m dB dB dB cm deg 1 5457.36 63.45 74.00 -10.55 53.48 32.83 9.88 32.74 0.00 309 226 Peak 2 5468.80 65.19 68.20 -3.01 55.13 32.88 9.92 32.74 0.00 309 226 Peak	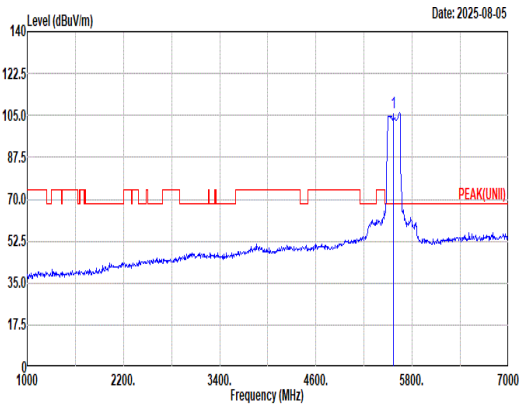 Site : 03CH11-HY Condition: PEAK(UNII) 3m 9120D_01620_240828 VERTICAL : RBW:1000.000kHz VBW:3000.000kHz SWT:Auto Freq Level Limit Line Margin Read Level Ant Factor Cable Loss Preamp Factor Aux Factor APos TPos Remark MHz dBuV/m dBuV/m dB dBuV dB/m dB dB dB cm deg 1 5570.00 106.11 ------ ------ 95.56 32.98 10.35 32.78 0.00 309 226 Peak
Avg	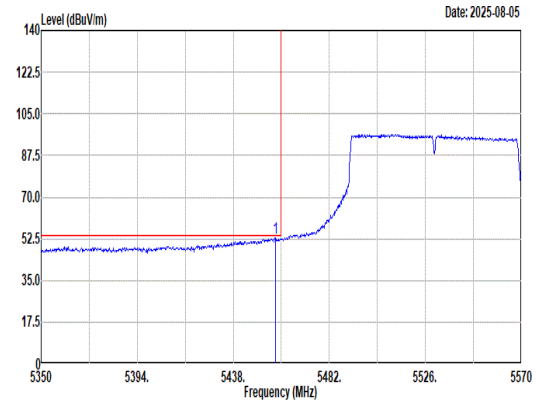 Site : 03CH11-HY Condition: AVG_BE(UNII)_B3 3m 9120D_01620_240828 VERTICAL : RBW:1000.000kHz VBW:3000.000kHz SWT:Auto Freq Level Limit Line Margin Read Level Ant Factor Cable Loss Preamp Factor Aux Factor APos TPos Remark MHz dBuV/m dBuV/m dB dBuV dB/m dB dB dB cm deg 1 5457.36 53.05 54.00 -0.95 43.08 32.83 9.88 32.74 0.00 309 226 Average	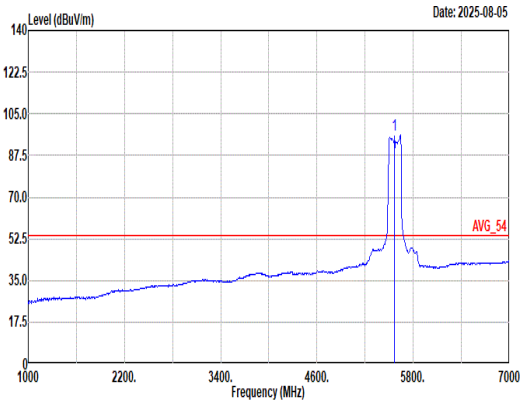 Site : 03CH11-HY Condition: AVG_54 3m 9120D_01620_240828 VERTICAL : RBW:1000.000kHz VBW:3000.000kHz SWT:Auto Freq Level Limit Line Margin Read Level Ant Factor Cable Loss Preamp Factor Aux Factor APos TPos Remark MHz dBuV/m dBuV/m dB dBuV dB/m dB dB dB cm deg 1 5570.00 96.23 ------ ------ 85.68 32.98 10.35 32.78 0.00 309 226 Average

Mode	87	
	Band Edge - R	
	U-NII-2C_5.47-5.725_802.11ac VHT160_CH114_5570MHz	
ANT	1	
Pol.	Vertical	Fundamental
Peak	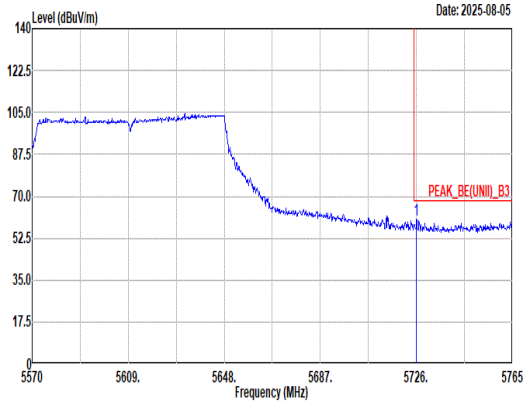 Site : 03CH11-HY Condition: PEAK_BE(UNII)_B3 3m 9120D_01620_240828 VERTICAL : RBW:1000.000kHz VBW:3000.000kHz SWT:Auto Limit Read Ant Cable Preamp Aux APos TPos Freq Level Line Margin Level Factor Loss Factor Factor Remark MHz dBuV/m dBuV/m dB dBuV dB/m dB dB dB cm deg 1 5726.00 60.23 68.20 -7.97 49.39 33.45 10.21 32.82 0.00 309 226 Peak	Blank

Mode	88	
	Band Edge	
	U-NII-2C_5.47-5.725_802.11be EHT20_CH100_RU 242T_5500MHz	
ANT	1	
Pol.	Horizontal	Fundamental
Peak	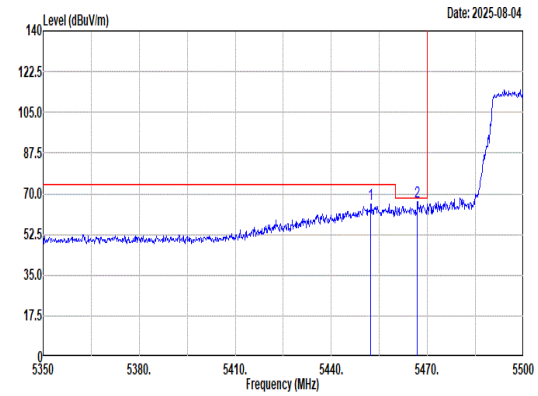 Site : 03CH11-HY Condition: PEAK_BE(UNII)_B3 3m 9120D_01620_240828 HORIZONTAL : RBW:1000.000kHz VBW:3000.000kHz SWT:Auto Freq Level Limit Line Margin Read Level Ant Factor Cable Loss Preamp Factor Aux Factor APos TPos Remark MHz dBuV/m dBuV/m dB dBuV dB/m dB dB dB cm deg 1 5452.30 65.69 74.00 -8.31 55.76 32.81 9.86 32.74 0.00 300 342 Peak 2 5466.85 66.67 68.20 -1.53 56.63 32.87 9.91 32.74 0.00 300 342 Peak	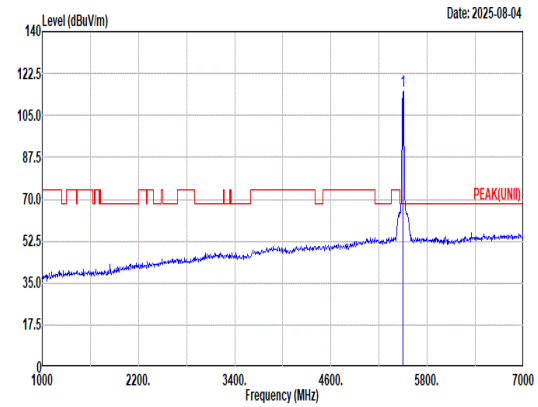 Site : 03CH11-HY Condition: PEAK(UNII) 3m 9120D_01620_240828 HORIZONTAL : RBW:1000.000kHz VBW:3000.000kHz SWT:Auto Freq Level Limit Line Margin Read Level Ant Factor Cable Loss Preamp Factor Aux Factor APos TPos Remark MHz dBuV/m dBuV/m dB dBuV dB/m dB dB dB cm deg 1 5500.00 115.27 ------ ------ 104.96 32.98 10.06 32.73 0.00 300 342 Peak
Avg	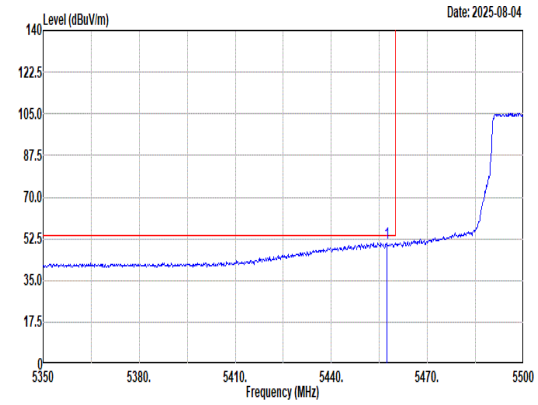 Site : 03CH11-HY Condition: AVG_BE(UNII)_B3 3m 9120D_01620_240828 HORIZONTAL : RBW:1000.000kHz VBW:3000.000kHz SWT:Auto Freq Level Limit Line Margin Read Level Ant Factor Cable Loss Preamp Factor Aux Factor APos TPos Remark MHz dBuV/m dBuV/m dB dBuV dB/m dB dB dB cm deg 1 5457.25 50.97 54.00 -3.03 41.00 32.83 9.88 32.74 0.00 300 342 Average	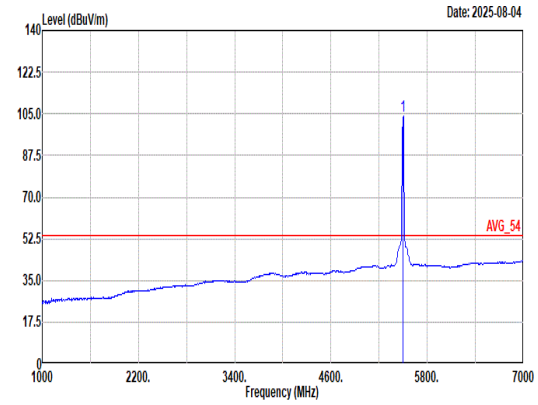 Site : 03CH11-HY Condition: AVG_54 3m 9120D_01620_240828 HORIZONTAL : RBW:1000.000kHz VBW:3000.000kHz SWT:Auto Freq Level Limit Line Margin Read Level Ant Factor Cable Loss Preamp Factor Aux Factor APos TPos Remark MHz dBuV/m dBuV/m dB dBuV dB/m dB dB dB cm deg 1 5500.00 104.25 ------ ------ 93.94 32.98 10.06 32.73 0.00 300 342 Average

Mode	88	
	Band Edge	
	U-NII-2C_5.47-5.725_802.11be EHT20_CH100_RU 242T_5500MHz	
ANT	1	
Pol.	Vertical	Fundamental
Peak	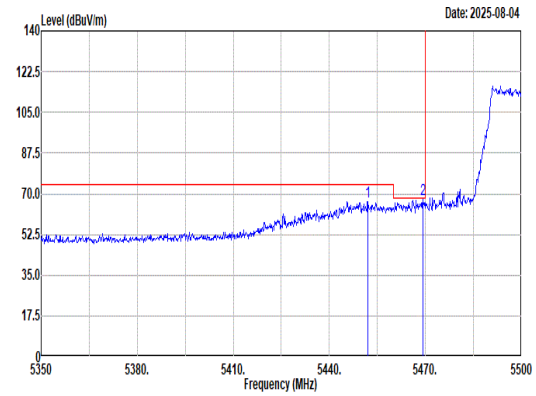 Site : 03CH11-HY Condition: PEAK_BE(UNII)_B3 3m 9120D_01620_240828 VERTICAL : RBW:1000.000kHz VBW:3000.000kHz SWT:Auto Freq Level Limit Line Margin Read Level Ant Factor Cable Loss Preamp Factor Aux Factor APos TPos Remark MHz dBuV/m dBuV/m dB dBuV dB/m dB dB dB cm deg 1 5452.00 66.76 74.00 -7.24 56.83 32.81 9.86 32.74 0.00 317 238 Peak 2 5469.25 67.45 68.20 -0.75 57.39 32.88 9.92 32.74 0.00 317 238 Peak	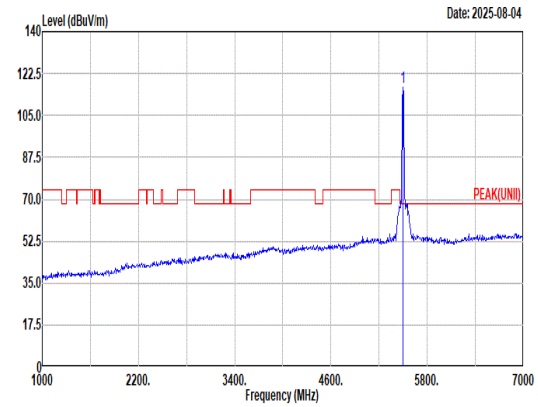 Site : 03CH11-HY Condition: PEAK(UNII) 3m 9120D_01620_240828 VERTICAL : RBW:1000.000kHz VBW:3000.000kHz SWT:Auto Freq Level Limit Line Margin Read Level Ant Factor Cable Loss Preamp Factor Aux Factor APos TPos Remark MHz dBuV/m dBuV/m dB dBuV dB/m dB dB dB cm deg 1 5500.00 116.85 ------ ------ 106.54 33.00 10.04 32.73 0.00 317 238 Peak
Avg	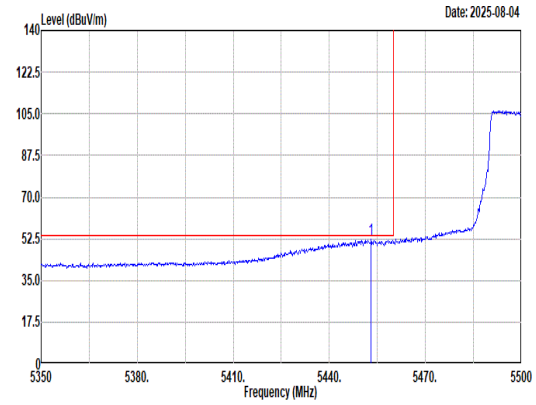 Site : 03CH11-HY Condition: AVG_BE(UNII)_B3 3m 9120D_01620_240828 VERTICAL : RBW:1000.000kHz VBW:3000.000kHz SWT:Auto Freq Level Limit Line Margin Read Level Ant Factor Cable Loss Preamp Factor Aux Factor APos TPos Remark MHz dBuV/m dBuV/m dB dBuV dB/m dB dB dB cm deg 1 5453.05 52.24 54.00 -1.76 42.31 32.81 9.86 32.74 0.00 317 238 Average	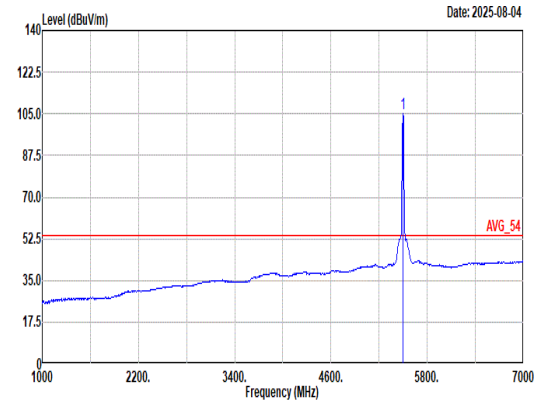 Site : 03CH11-HY Condition: AVG_54 3m 9120D_01620_240828 VERTICAL : RBW:1000.000kHz VBW:3000.000kHz SWT:Auto Freq Level Limit Line Margin Read Level Ant Factor Cable Loss Preamp Factor Aux Factor APos TPos Remark MHz dBuV/m dBuV/m dB dBuV dB/m dB dB dB cm deg 1 5500.00 105.07 ------ ------ 94.80 32.98 10.02 32.73 0.00 317 238 Average

Mode	88	
	Harmonic	
	U-NII-2C_5.47-5.725_802.11be EHT20_CH100_RU 242T_5500MHz	
ANT	1	
Pol.	Horizontal	Vertical
Peak Avg	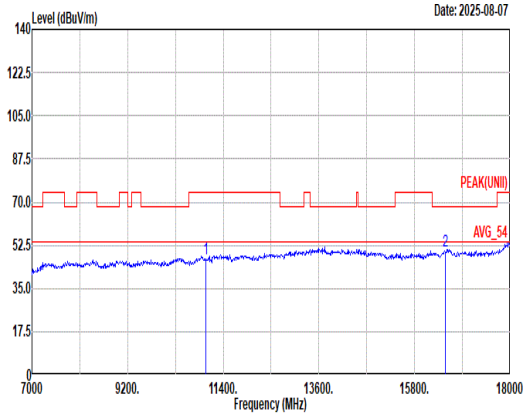 Site : 03CH11-HY Condition: PEAK(UNII) 3m 9120D_01620_240828 HORIZONTAL Freq Level Limit Line Margin Read Level Ant Factor Cable Loss Preamp Factor Aux Factor APos TPos Remark MHz dBuV/m dBuV/m dB dBuV dB/m dB dB dB cm deg 1 11000.00 46.82 74.00 -27.18 57.44 38.70 17.04 66.70 0.34 -- -- Peak 2 16500.00 50.04 68.20 -18.16 56.96 38.40 21.31 67.00 0.37 -- -- Peak	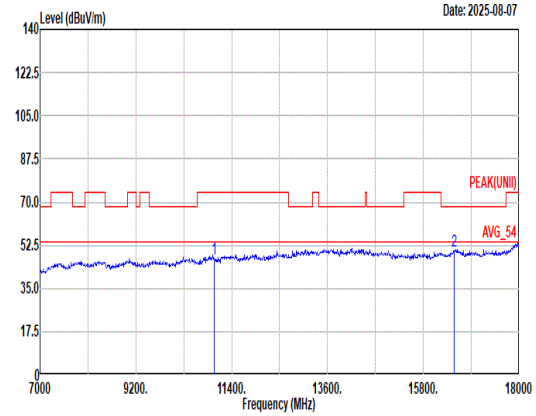 Site : 03CH11-HY Condition: PEAK(UNII) 3m 9120D_01620_240828 VERTICAL Freq Level Limit Line Margin Read Level Ant Factor Cable Loss Preamp Factor Aux Factor APos TPos Remark MHz dBuV/m dBuV/m dB dBuV dB/m dB dB dB cm deg 1 11000.00 47.17 74.00 -26.83 57.79 38.70 17.04 66.70 0.34 -- -- Peak 2 16500.00 50.19 68.20 -18.01 57.11 38.40 21.31 67.00 0.37 -- -- Peak

Mode	88	
	Harmonic	
	U-NII-2C_5.47-5.725_802.11be EHT20_CH100_RU 242T_5500MHz	
ANT	1	
Pol.	Horizontal	Vertical
14.47G ~14.5G Avg	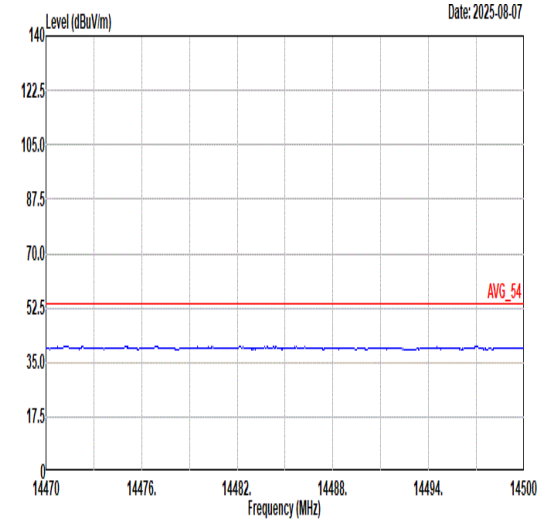 Site : 03CH11-HY Condition: AVG_54 3m 9120D_01620_240828 HORIZONTAL	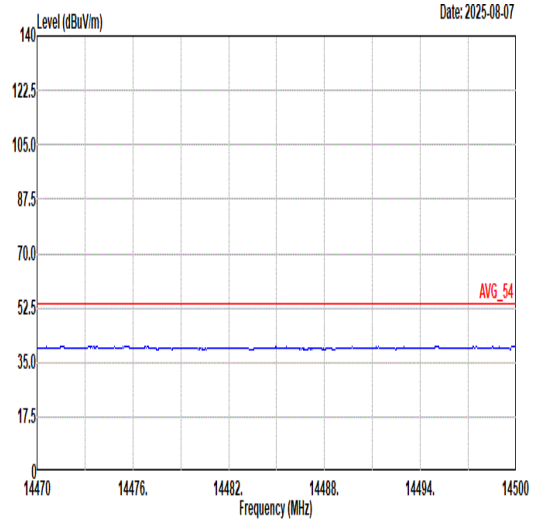 Site : 03CH11-HY Condition: AVG_54 3m 9120D_01620_240828 VERTICAL
17.7G ~18G Avg	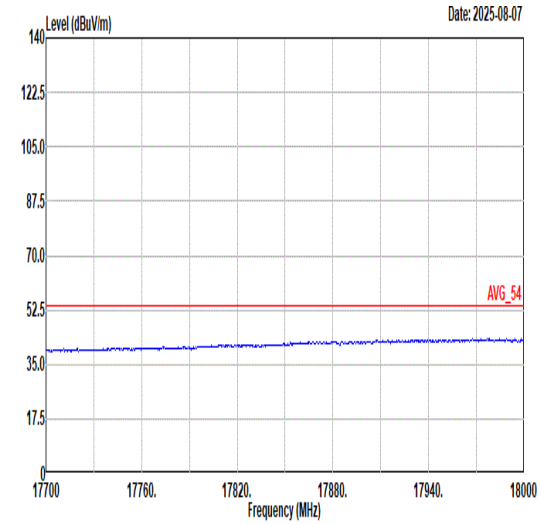 Site : 03CH11-HY Condition: AVG_54 3m 9120D_01620_240828 HORIZONTAL	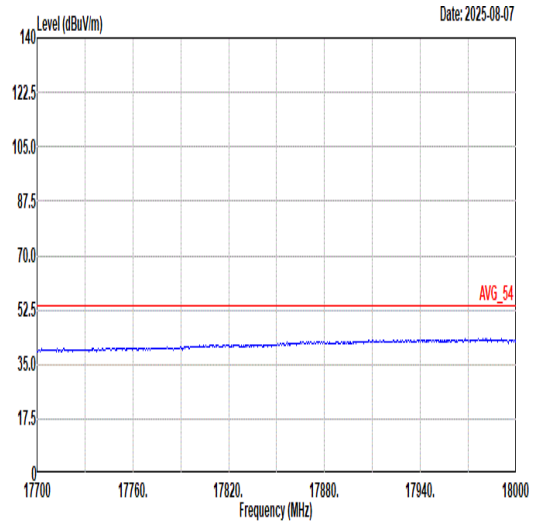 Site : 03CH11-HY Condition: AVG_54 3m 9120D_01620_240828 VERTICAL

Mode	89	
	Band Edge	
	U-NII-2C_5.47-5.725_802.11be EHT20_CH140_RU 242T_5700MHz	
ANT	1	
Pol.	Horizontal	Fundamental
Peak	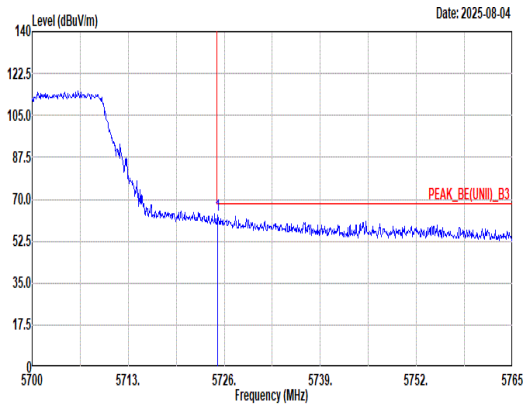 Site : 03CH11-HY Condition: PEAK_BE(UNII)_B3 3m 9120D_01620_240828 HORIZONTAL : RBW:1000.000kHz VBW:3000.000kHz SWT:Auto Freq Level Limit Line Margin Read Level Ant Factor Cable Loss Preamp Factor Aux Factor APos TPos Remark MHz dBuV/m dBuV/m dB dBuV dB/m dB dB dB cm deg 1 5725.09 63.31 68.20 -4.89 52.47 33.45 10.21 32.82 0.00 240 344 Peak	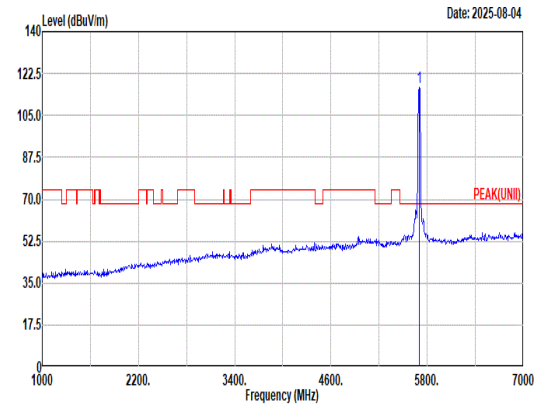 Site : 03CH11-HY Condition: PEAK(UNII) 3m 9120D_01620_240828 HORIZONTAL : RBW:1000.000kHz VBW:3000.000kHz SWT:Auto Freq Level Limit Line Margin Read Level Ant Factor Cable Loss Preamp Factor Aux Factor APos TPos Remark MHz dBuV/m dBuV/m dB dBuV dB/m dB dB dB cm deg 1 5700.00 116.58 ------ ------ 105.76 33.38 10.25 32.81 0.00 240 344 Peak
Avg	Blank	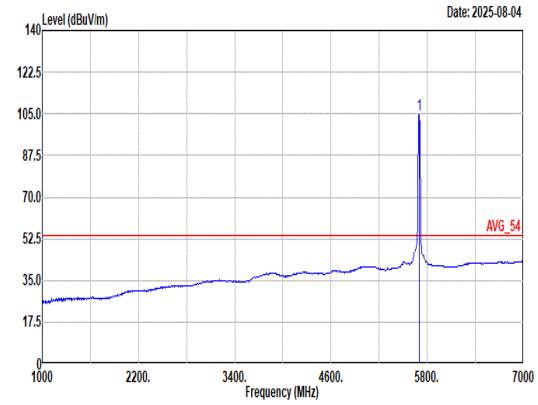 Site : 03CH11-HY Condition: AVG_54 3m 9120D_01620_240828 HORIZONTAL : RBW:1000.000kHz VBW:3000.000kHz SWT:Auto Freq Level Limit Line Margin Read Level Ant Factor Cable Loss Preamp Factor Aux Factor APos TPos Remark MHz dBuV/m dBuV/m dB dBuV dB/m dB dB dB cm deg 1 5700.00 104.80 ------ ------ 93.98 33.38 10.25 32.81 0.00 240 344 Average

Mode	89	
	Band Edge	
	U-NII-2C_5.47-5.725_802.11be EHT20_CH140_RU 242T_5700MHz	
ANT	1	
Pol.	Vertical	Fundamental
Peak	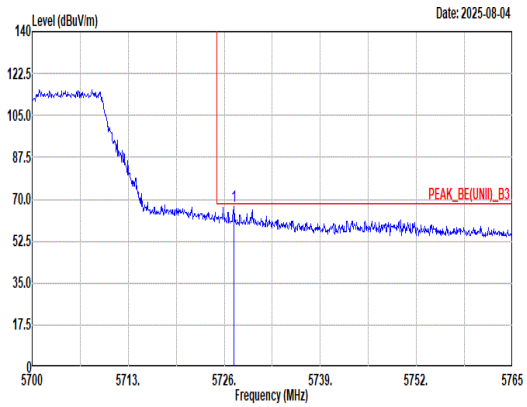 Site : 03CH11-HY Condition: PEAK_BE(UNII)_B3 3m 9120D_01620_240828 VERTICAL : RBW:1000.000kHz VBW:3000.000kHz SWT:Auto Freq Level Limit Line Margin Read Level Ant Factor Cable Loss Preamp Factor Aux Factor APos TPos Remark MHz dBuV/m dBuV/m dB dBuV dB/m dB dB dB cm deg 1 5727.30 66.95 68.20 -1.25 56.12 33.45 10.20 32.82 0.00 301 228 Peak	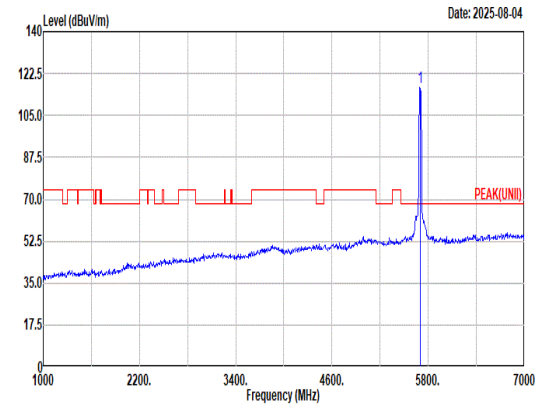 Site : 03CH11-HY Condition: PEAK(UNII) 3m 9120D_01620_240828 VERTICAL : RBW:1000.000kHz VBW:3000.000kHz SWT:Auto Freq Level Limit Line Margin Read Level Ant Factor Cable Loss Preamp Factor Aux Factor APos TPos Remark MHz dBuV/m dBuV/m dB dBuV dB/m dB dB dB cm deg 1 5700.00 116.69 ------ ------ 105.89 33.34 10.26 32.80 0.00 301 228 Peak
Avg	Blank	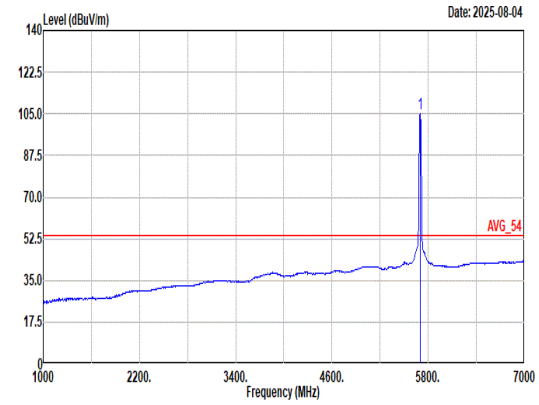 Site : 03CH11-HY Condition: AVG_54 3m 9120D_01620_240828 VERTICAL : RBW:1000.000kHz VBW:3000.000kHz SWT:Auto Freq Level Limit Line Margin Read Level Ant Factor Cable Loss Preamp Factor Aux Factor APos TPos Remark MHz dBuV/m dBuV/m dB dBuV dB/m dB dB dB cm deg 1 5700.00 105.37 ------ ------ 94.55 33.38 10.25 32.81 0.00 301 228 Average

Mode	89	
	Harmonic	
	U-NII-2C_5.47-5.725_802.11be EHT20_CH140_RU 242T_5700MHz	
ANT	1	
Pol.	Horizontal	Vertical
Peak Avg	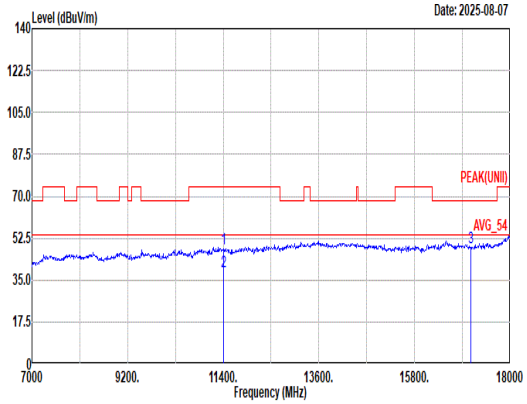 Site : 03CH11-HY Condition: PEAK(UNII) 3m 9120D_01620_240828 HORIZONTAL Freq Level Limit Line Margin Read Level Ant Factor Cable Loss Preamp Factor Aux Factor APos TPos Remark MHz dBuV/m dBuV/m dB dBuV dB/m dB dB dB cm deg 1 11400.00 48.20 74.00 -25.80 57.66 39.00 17.40 66.22 0.36 -- -- Peak 2 11400.00 38.44 54.00 -15.56 47.90 39.00 17.40 66.22 0.36 -- -- Average 3 17100.00 48.72 68.20 -19.48 54.89 37.80 21.49 65.88 0.42 -- -- Peak	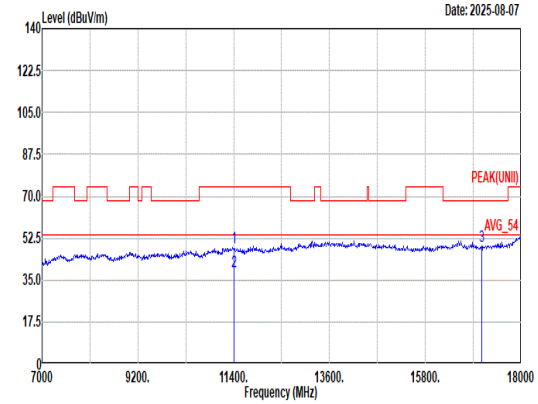 Site : 03CH11-HY Condition: PEAK(UNII) 3m 9120D_01620_240828 VERTICAL Freq Level Limit Line Margin Read Level Ant Factor Cable Loss Preamp Factor Aux Factor APos TPos Remark MHz dBuV/m dBuV/m dB dBuV dB/m dB dB dB cm deg 1 11400.00 48.84 74.00 -25.16 58.30 39.00 17.40 66.22 0.36 -- -- Peak 2 11400.00 38.53 54.00 -15.47 47.99 39.00 17.40 66.22 0.36 -- -- Average 3 17100.00 48.96 68.20 -19.24 55.13 37.80 21.49 65.88 0.42 -- -- Peak

Mode	89	
	Harmonic	
	U-NII-2C_5.47-5.725_802.11be EHT20_CH140_RU 242T_5700MHz	
ANT	1	
Pol.	Horizontal	Vertical
14.47G ~14.5G Avg	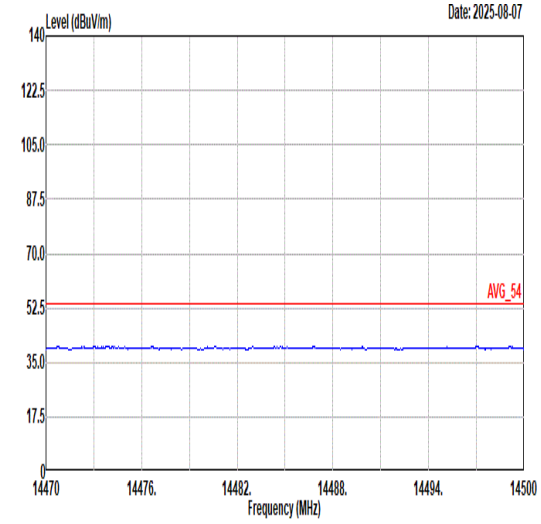 Site : 03CH11-HY Condition: AVG_54 3m 9120D_01620_240828 HORIZONTAL	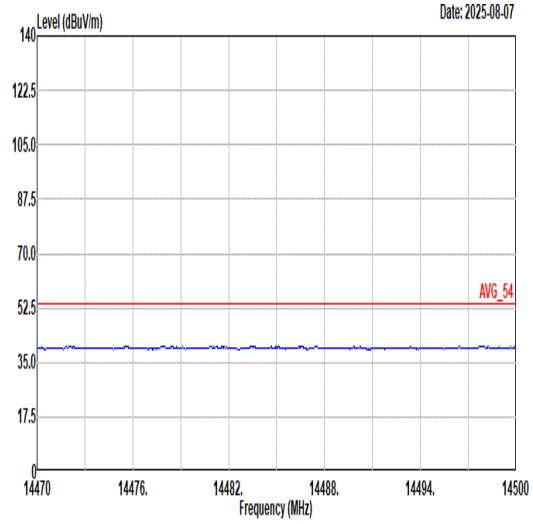 Site : 03CH11-HY Condition: AVG_54 3m 9120D_01620_240828 VERTICAL
17.7G ~18G Avg	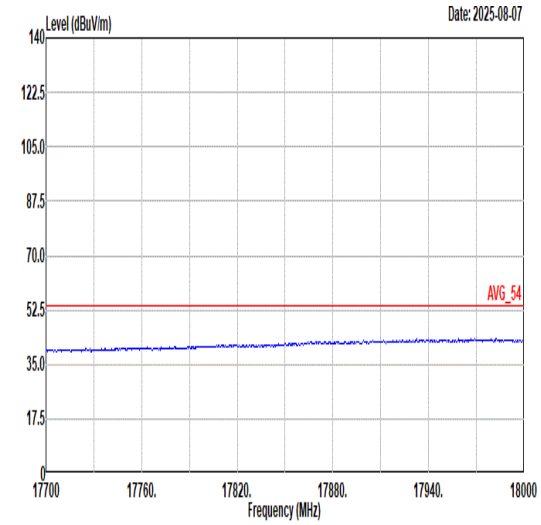 Site : 03CH11-HY Condition: AVG_54 3m 9120D_01620_240828 HORIZONTAL	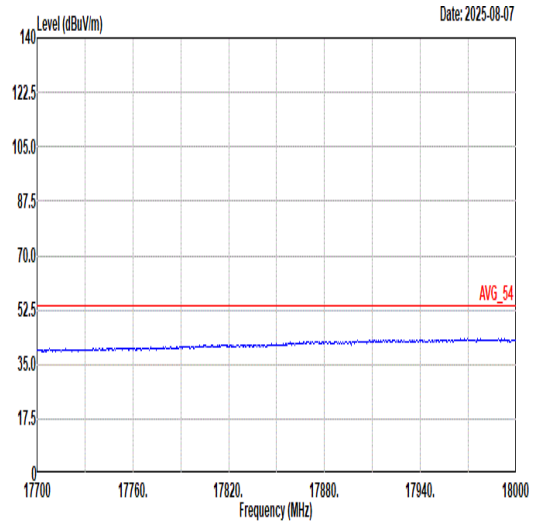 Site : 03CH11-HY Condition: AVG_54 3m 9120D_01620_240828 VERTICAL

Mode	90	
	Band Edge - L	
	U-NII-2C_5.47-5.725_802.11be EHT40_CH102_RU 484T_5510MHz	
ANT	1	
Pol.	Horizontal	Fundamental
Peak	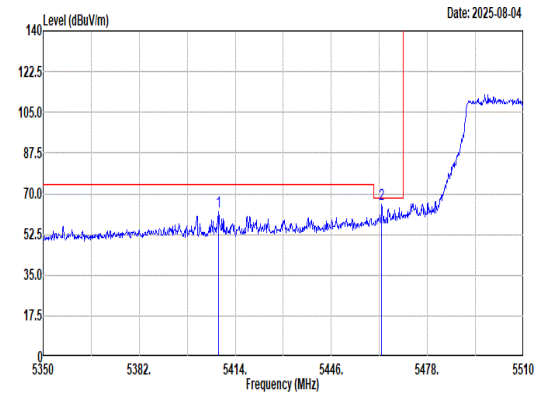 Site : 03CH11-HY Condition: PEAK_BE(UNII)_B3 3m 9120D_01620_240828 HORIZONTAL : RBW:1000.000kHz VBW:3000.000kHz SWT:Auto Freq Level Limit Line Margin Read Level Ant Factor Cable Loss Preamp Factor Aux Factor APos TPos Remark MHz dBuV/m dBuV/m dB dBuV dB/m dB dB dB cm deg 1 5408.40 62.36 74.00 -11.64 52.62 32.80 9.69 32.75 0.00 300 342 Peak 2 5462.80 65.29 68.20 -2.91 55.28 32.85 9.90 32.74 0.00 300 342 Peak	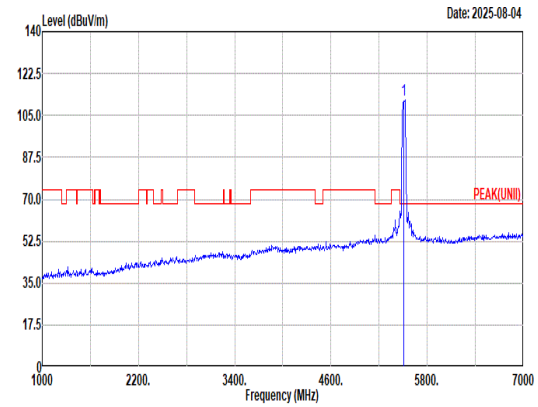 Site : 03CH11-HY Condition: PEAK(UNII) 3m 9120D_01620_240828 HORIZONTAL : RBW:1000.000kHz VBW:3000.000kHz SWT:Auto Freq Level Limit Line Margin Read Level Ant Factor Cable Loss Preamp Factor Aux Factor APos TPos Remark MHz dBuV/m dBuV/m dB dBuV dB/m dB dB dB cm deg 1 5510.00 111.65 ------ ------ 101.36 32.90 10.13 32.74 0.00 300 342 Peak
Avg	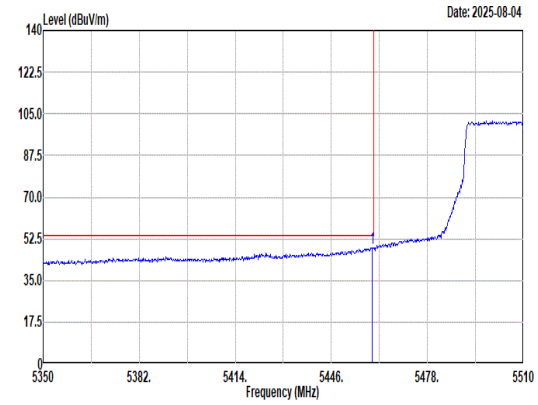 Site : 03CH11-HY Condition: AVG_BE(UNII)_B3 3m 9120D_01620_240828 HORIZONTAL : RBW:1000.000kHz VBW:3000.000kHz SWT:Auto Freq Level Limit Line Margin Read Level Ant Factor Cable Loss Preamp Factor Aux Factor APos TPos Remark MHz dBuV/m dBuV/m dB dBuV dB/m dB dB dB cm deg 1 5459.60 48.87 54.00 -5.13 38.88 32.84 9.89 32.74 0.00 300 342 Average	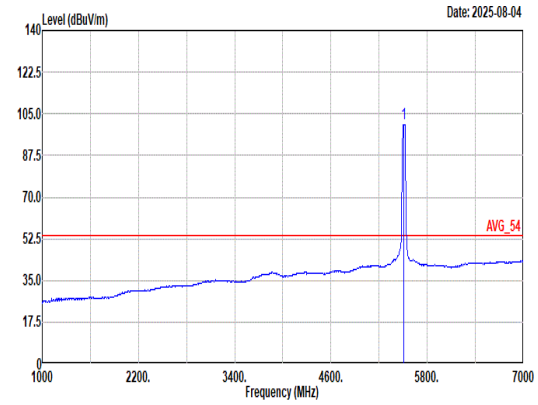 Site : 03CH11-HY Condition: AVG_54 3m 9120D_01620_240828 HORIZONTAL : RBW:1000.000kHz VBW:3000.000kHz SWT:Auto Freq Level Limit Line Margin Read Level Ant Factor Cable Loss Preamp Factor Aux Factor APos TPos Remark MHz dBuV/m dBuV/m dB dBuV dB/m dB dB dB cm deg 1 5510.00 100.68 ------ ------ 90.37 33.00 10.04 32.73 0.00 300 342 Average

Mode	90	
	Band Edge - R	
	U-NII-2C_5.47-5.725_802.11be EHT40_CH102_RU 484T_5510MHz	
ANT	1	
Pol.	Horizontal	Fundamental
Peak	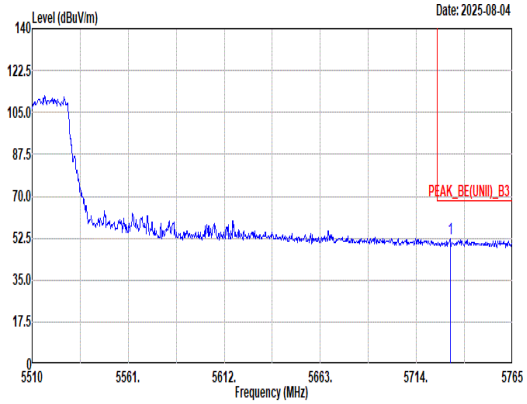 Site : 03CH11-HY Condition: PEAK_BE(UNII)_B3 3m 9120D_01620_240828 HORIZONTAL : RBW:1000.000kHz VBW:3000.000kHz SWT:Auto Freq Level Limit Line Margin Read Level Ant Factor Cable Loss Preamp Factor Aux Factor APos TPos Remark MHz dBuV/m dBuV/m dB dBuV dB/m dB dB dB cm deg 1 5732.11 52.43 68.20 -15.77 41.59 33.46 10.20 32.82 0.00 300 342 Peak	Blank

Mode	90	
	Band Edge - L	
	U-NII-2C_5.47-5.725_802.11be EHT40_CH102_RU 484T_5510MHz	
ANT	1	
Pol.	Vertical	Fundamental
Peak	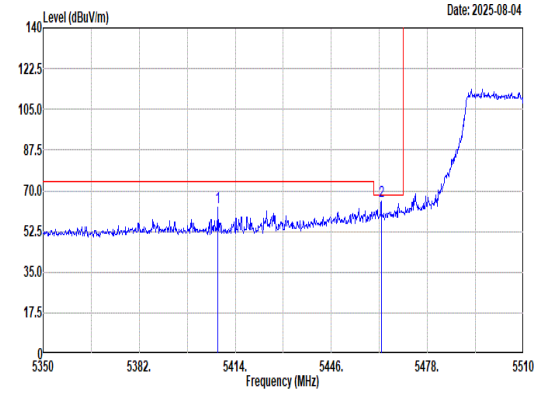 Site : 03CH11-HY Condition: PEAK_BE(UNII)_B3 3m 9120D_01620_240828 VERTICAL : RBW:1000.000kHz VBW:3000.000kHz SWT:Auto Freq Level Limit Line Margin Read Level Ant Factor Cable Loss Preamp Factor Aux Factor APos TPos Remark MHz dBuV/m dBuV/m dB dBuV dB/m dB dB dB cm deg 1 5408.24 63.03 74.00 -10.97 53.29 32.80 9.69 32.75 0.00 314 229 Peak 2 5462.64 65.64 68.20 -2.56 55.63 32.85 9.90 32.74 0.00 314 229 Peak	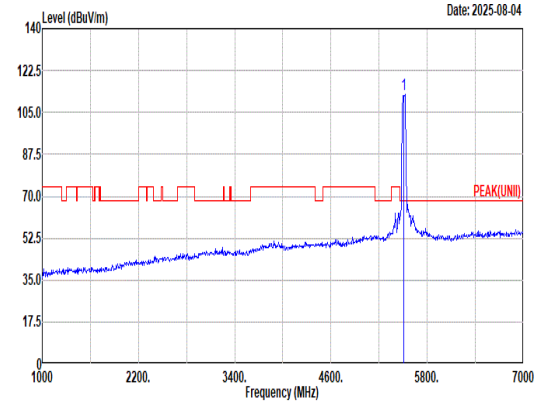 Site : 03CH11-HY Condition: PEAK(UNII) 3m 9120D_01620_240828 VERTICAL : RBW:1000.000kHz VBW:3000.000kHz SWT:Auto Freq Level Limit Line Margin Read Level Ant Factor Cable Loss Preamp Factor Aux Factor APos TPos Remark MHz dBuV/m dBuV/m dB dBuV dB/m dB dB dB cm deg 1 5510.00 112.28 ------ ------ 101.99 32.90 10.13 32.74 0.00 314 229 Peak
Avg	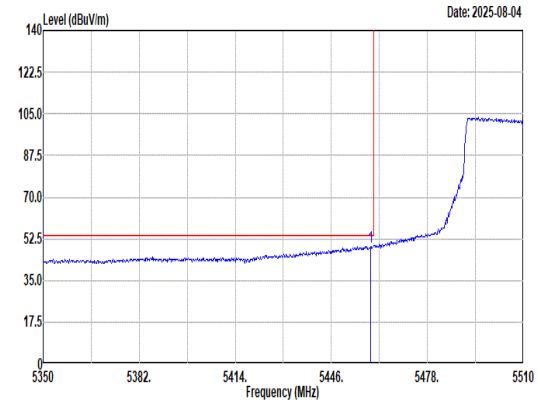 Site : 03CH11-HY Condition: AVG_BE(UNII)_B3 3m 9120D_01620_240828 VERTICAL : RBW:1000.000kHz VBW:3000.000kHz SWT:Auto Freq Level Limit Line Margin Read Level Ant Factor Cable Loss Preamp Factor Aux Factor APos TPos Remark MHz dBuV/m dBuV/m dB dBuV dB/m dB dB dB cm deg 1 5459.12 49.38 54.00 -4.62 39.40 32.84 9.88 32.74 0.00 314 229 Average	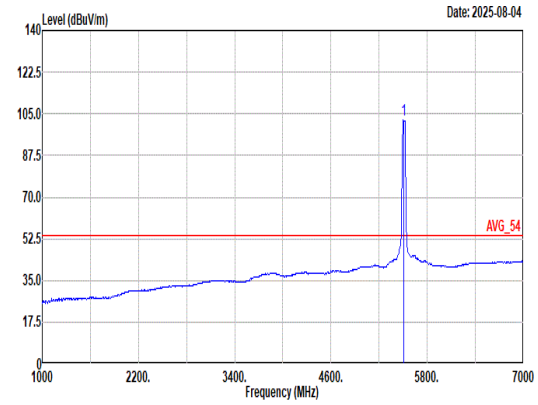 Site : 03CH11-HY Condition: AVG_54 3m 9120D_01620_240828 VERTICAL : RBW:1000.000kHz VBW:3000.000kHz SWT:Auto Freq Level Limit Line Margin Read Level Ant Factor Cable Loss Preamp Factor Aux Factor APos TPos Remark MHz dBuV/m dBuV/m dB dBuV dB/m dB dB dB cm deg 1 5510.00 102.35 ------ ------ 92.08 32.98 10.02 32.73 0.00 314 229 Average

Mode	90	
	Band Edge - R	
	U-NII-2C_5.47-5.725_802.11be EHT40_CH102_RU 484T_5510MHz	
ANT	1	
Pol.	Vertical	Fundamental
Peak	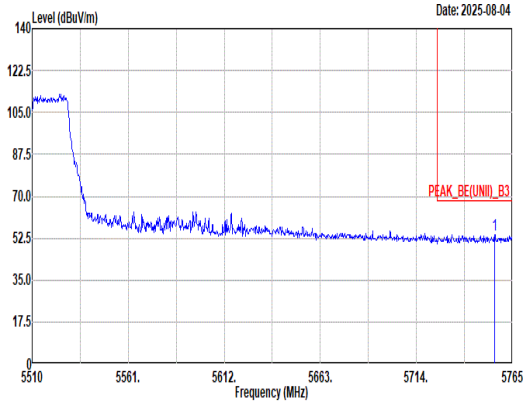 Site : 03CH11-HY Condition: PEAK_BE(UNII)_B3 3m 9120D_01620_240828 VERTICAL : RBW:1000.000kHz VBW:3000.000kHz SWT:Auto Freq Level Limit Line Margin Read Level Ant Factor Cable Loss Preamp Factor Aux Factor APos TPos Remark MHz dBuV/m dBuV/m dB dBuV dB/m dB dB dB cm deg 1 5755.57 53.78 68.20 -14.42 42.93 33.52 10.16 32.83 0.00 314 229 Peak	Blank

Mode	91	
	Band Edge - L	
	U-NII-2C_5.47-5.725_802.11be EHT40_CH110_RU 484T_5550MHz	
ANT	1	
Pol.	Horizontal	Fundamental
Peak	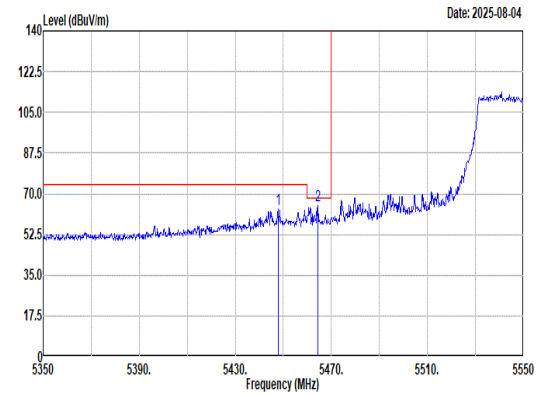 Site : 03CH11-HY Condition: PEAK_BE(UNII)_B3 3m 9120D_01620_240828 HORIZONTAL : RBW:1000.000kHz VBW:3000.000kHz SWT:Auto Freq Level Limit Line Margin Read Level Ant Factor Cable Loss Preamp Factor Aux Factor APos TPos Remark MHz dBuV/m dBuV/m dB dBuV dB/m dB dB dB cm deg 1 5447.80 63.16 74.00 -10.84 53.26 32.80 9.84 32.74 0.00 280 342 Peak 2 5464.40 64.97 68.20 -3.23 54.95 32.86 9.90 32.74 0.00 280 342 Peak	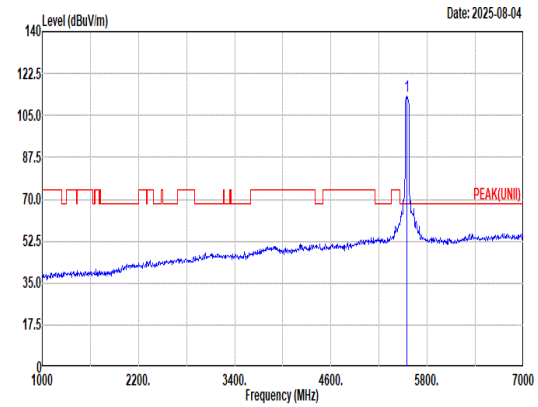 Site : 03CH11-HY Condition: PEAK(UNII) 3m 9120D_01620_240828 HORIZONTAL : RBW:1000.000kHz VBW:3000.000kHz SWT:Auto Freq Level Limit Line Margin Read Level Ant Factor Cable Loss Preamp Factor Aux Factor APos TPos Remark MHz dBuV/m dBuV/m dB dBuV dB/m dB dB dB cm deg 1 5550.00 113.31 ------ ------ 103.03 32.83 10.20 32.75 0.00 280 342 Peak
Avg	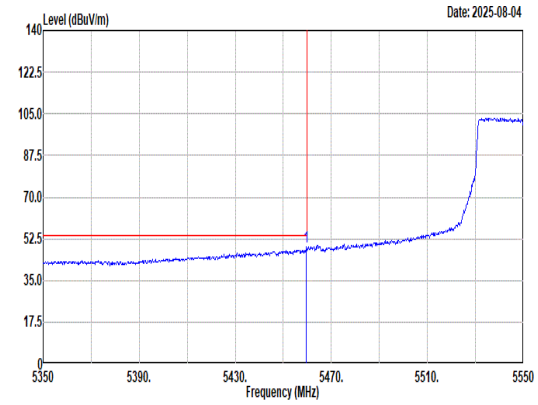 Site : 03CH11-HY Condition: AVG_BE(UNII)_B3 3m 9120D_01620_240828 HORIZONTAL : RBW:1000.000kHz VBW:3000.000kHz SWT:Auto Freq Level Limit Line Margin Read Level Ant Factor Cable Loss Preamp Factor Aux Factor APos TPos Remark MHz dBuV/m dBuV/m dB dBuV dB/m dB dB dB cm deg 1 5459.60 49.01 54.00 -4.99 39.02 32.84 9.89 32.74 0.00 280 342 Average	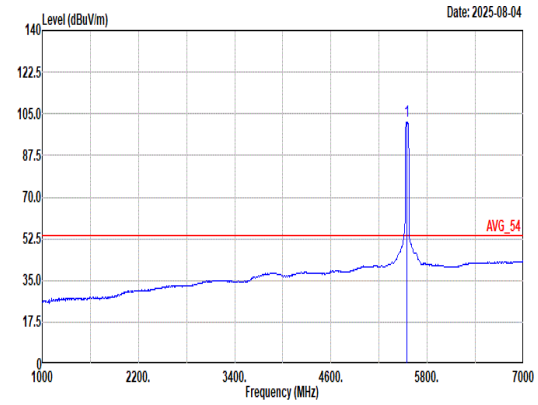 Site : 03CH11-HY Condition: AVG_54 3m 9120D_01620_240828 HORIZONTAL : RBW:1000.000kHz VBW:3000.000kHz SWT:Auto Freq Level Limit Line Margin Read Level Ant Factor Cable Loss Preamp Factor Aux Factor APos TPos Remark MHz dBuV/m dBuV/m dB dBuV dB/m dB dB dB cm deg 1 5550.00 101.75 ------ ------ 91.47 32.83 10.20 32.75 0.00 280 342 Average

Mode	91	
	Band Edge - R	
	U-NII-2C_5.47-5.725_802.11be EHT40_CH110_RU 484T_5550MHz	
ANT	1	
Pol.	Horizontal	Fundamental
Peak	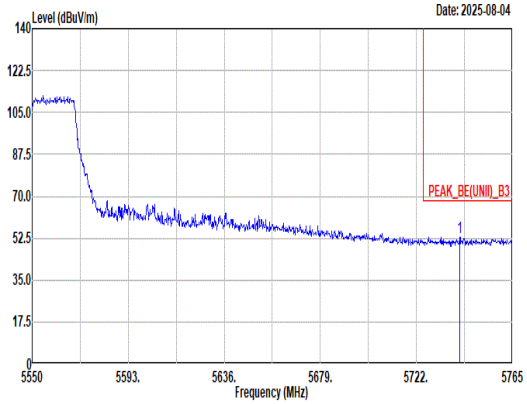 Site : 03CH11-HY Condition: PEAK_BE(UNII)_B3 3m 9120D_01620_240828 HORIZONTAL : RBW:1000.000kHz VBW:3000.000kHz SWT:Auto Freq Level Limit Line Margin Read Level Ant Factor Cable Loss Preamp Factor Aux Factor APos TPos Remark MHz dBuV/m dBuV/m dB dBuV dB/m dB dB dB cm deg 1 5741.35 53.09 68.20 -15.11 42.25 33.48 10.18 32.82 0.00 280 342 Peak	Blank

Mode	91
	Band Edge - L
	U-NII-2C_5.47-5.725_802.11be EHT40_CH110_RU 484T_5550MHz
ANT	1

Pol.	Vertical	Fundamental
Peak	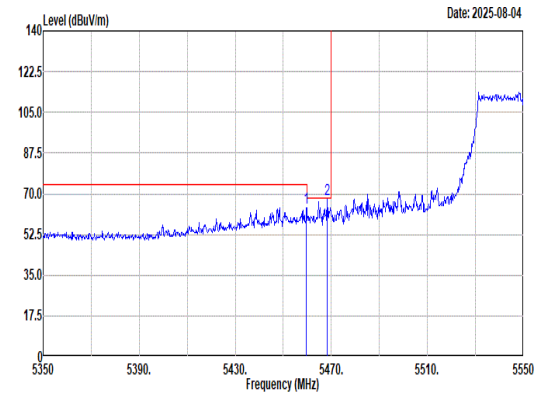 Site : 03CH11-HY Condition: PEAK_BE(UNII)_B3 3m 9120D_01620_240828 VERTICAL : RBW:1000.000kHz VBW:3000.000kHz SWT:Auto Freq Level Limit Line Margin Read Level Ant Factor Cable Loss Preamp Factor Aux Factor APos TPos Remark MHz dBuV/m dBuV/m dB dBuV dB/m dB dB dB cm deg 1 5459.60 64.18 74.00 -9.82 54.19 32.84 9.89 32.74 0.00 300 234 Peak 2 5468.40 67.46 68.20 -0.74 57.41 32.87 9.92 32.74 0.00 300 234 Peak	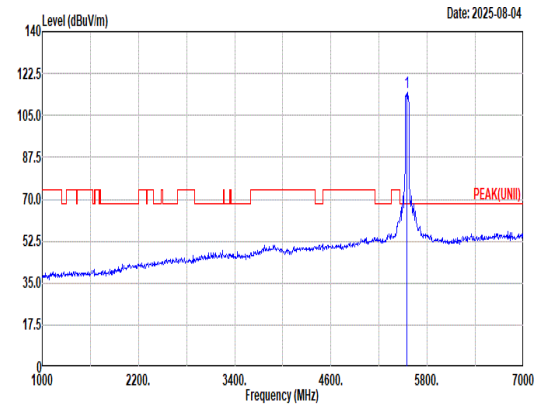 Site : 03CH11-HY Condition: PEAK(UNII) 3m 9120D_01620_240828 VERTICAL : RBW:1000.000kHz VBW:3000.000kHz SWT:Auto Freq Level Limit Line Margin Read Level Ant Factor Cable Loss Preamp Factor Aux Factor APos TPos Remark MHz dBuV/m dBuV/m dB dBuV dB/m dB dB dB cm deg 1 5550.00 114.80 ------ ------ 104.48 32.80 10.27 32.75 0.00 300 234 Peak
Avg	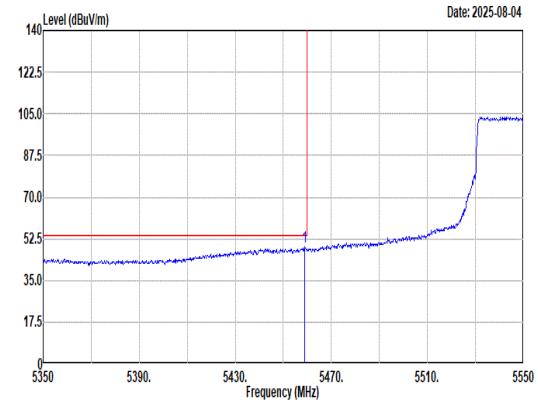 Site : 03CH11-HY Condition: AVG_BE(UNII)_B3 3m 9120D_01620_240828 VERTICAL : RBW:1000.000kHz VBW:3000.000kHz SWT:Auto Freq Level Limit Line Margin Read Level Ant Factor Cable Loss Preamp Factor Aux Factor APos TPos Remark MHz dBuV/m dBuV/m dB dBuV dB/m dB dB dB cm deg 1 5458.80 49.04 54.00 -4.96 39.06 32.84 9.88 32.74 0.00 300 234 Average	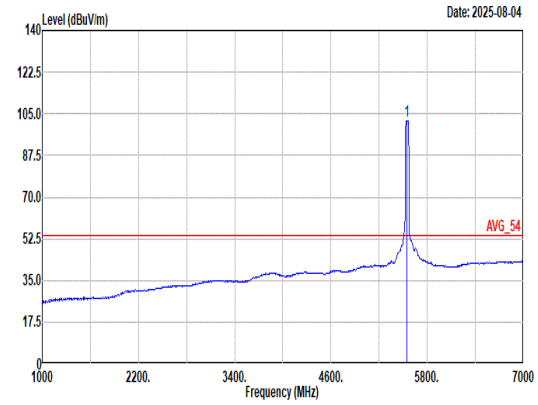 Site : 03CH11-HY Condition: AVG_54 3m 9120D_01620_240828 VERTICAL : RBW:1000.000kHz VBW:3000.000kHz SWT:Auto Freq Level Limit Line Margin Read Level Ant Factor Cable Loss Preamp Factor Aux Factor APos TPos Remark MHz dBuV/m dBuV/m dB dBuV dB/m dB dB dB cm deg 1 5550.00 102.04 ------ ------ 91.71 32.80 10.29 32.76 0.00 300 234 Average

Mode	91	
	Band Edge - R	
	U-NII-2C_5.47-5.725_802.11be EHT40_CH110_RU 484T_5550MHz	
ANT	1	
Pol.	Vertical	Fundamental
Peak	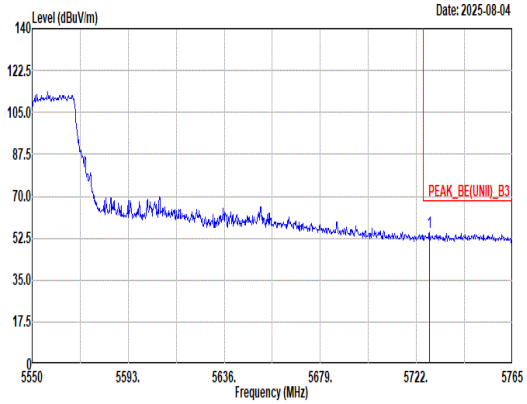 Site : 03CH11-HY Condition: PEAK_BE(UNII)_B3 3m 9120D_01620_240828 VERTICAL : RBW:1000.000kHz VBW:3000.000kHz SWT:Auto Limit Read Ant Cable Preamp Aux APos TPos Freq Level Line Margin Level Factor Loss Factor Factor Remark MHz dBuV/m dBuV/m dB dBuV dB/m dB dB dB cm deg 1 5727.81 54.91 68.20 -13.29 44.07 33.46 10.20 32.82 0.00 300 234 Peak	Blank

Mode	92
	Band Edge - L
	U-NII-2C_5.47-5.725_802.11be EHT40_CH134_RU 484T_5670MHz
ANT	1

Pol.	Horizontal	Fundamental
Peak	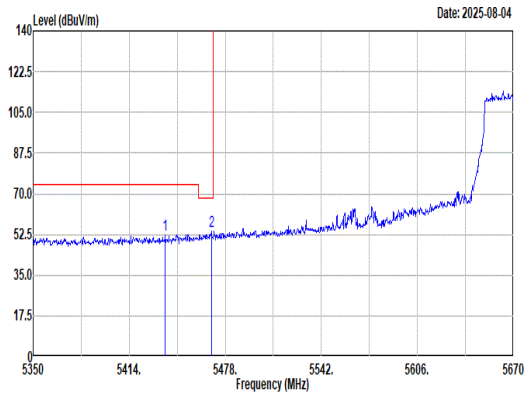 Site : 03CH11-HY Condition: PEAK_BE(UNII)_B3 3m 9120D_01620_240828 HORIZONTAL : RBW:1000.000kHz VBW:3000.000kHz SWT:Auto Freq Level Limit Line Margin Read Level Ant Factor Cable Loss Preamp Factor Aux Factor APos TPos Remark MHz dBuV/m dBuV/m dB dBuV dB/m dB dB dB cm deg 1 5438.00 52.49 74.00 -21.51 42.63 32.80 9.80 32.74 0.00 241 342 Peak 2 5468.72 53.81 68.20 -14.39 43.76 32.87 9.92 32.74 0.00 241 342 Peak	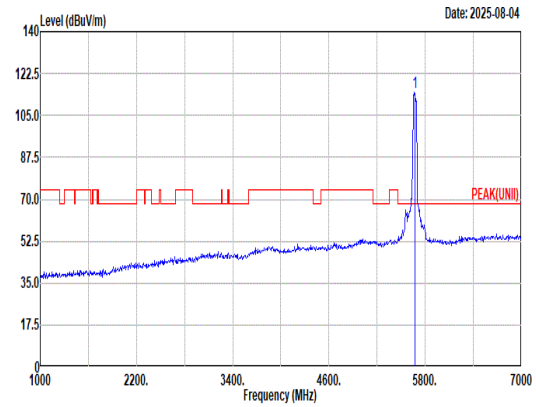 Site : 03CH11-HY Condition: PEAK(UNII) 3m 9120D_01620_240828 HORIZONTAL : RBW:1000.000kHz VBW:3000.000kHz SWT:Auto Freq Level Limit Line Margin Read Level Ant Factor Cable Loss Preamp Factor Aux Factor APos TPos Remark MHz dBuV/m dBuV/m dB dBuV dB/m dB dB dB cm deg 1 5670.00 114.64 ------ ------ 104.02 33.10 10.31 32.79 0.00 241 342 Peak
Avg	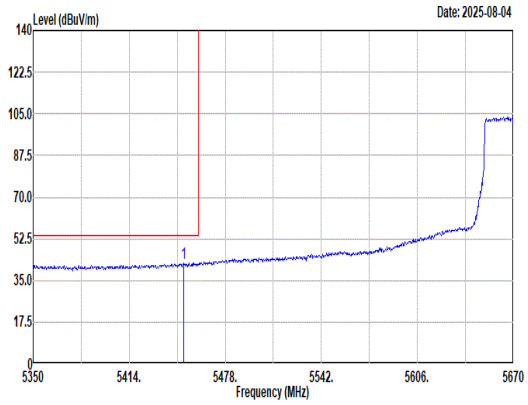 Site : 03CH11-HY Condition: AVG_BE(UNII)_B3 3m 9120D_01620_240828 HORIZONTAL : RBW:1000.000kHz VBW:3000.000kHz SWT:Auto Freq Level Limit Line Margin Read Level Ant Factor Cable Loss Preamp Factor Aux Factor APos TPos Remark MHz dBuV/m dBuV/m dB dBuV dB/m dB dB dB cm deg 1 5450.16 42.45 54.00 -11.55 32.54 32.80 9.85 32.74 0.00 241 342 Average	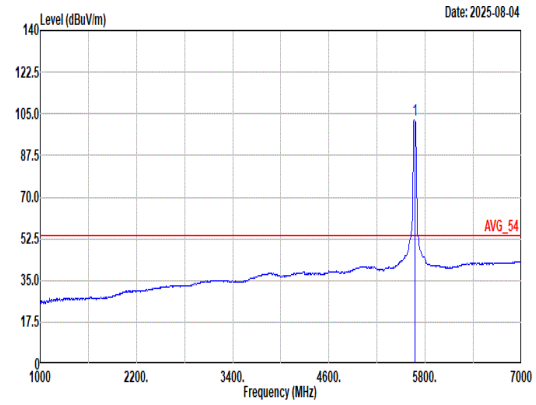 Site : 03CH11-HY Condition: AVG_54 3m 9120D_01620_240828 HORIZONTAL : RBW:1000.000kHz VBW:3000.000kHz SWT:Auto Freq Level Limit Line Margin Read Level Ant Factor Cable Loss Preamp Factor Aux Factor APos TPos Remark MHz dBuV/m dBuV/m dB dBuV dB/m dB dB dB cm deg 1 5670.00 102.40 ------ ------ 91.78 33.10 10.31 32.79 0.00 241 342 Average

Mode	92	
	Band Edge - R	
	U-NII-2C_5.47-5.725_802.11be EHT40_CH134_RU 484T_5670MHz	
ANT	1	
Pol.	Horizontal	Fundamental
Peak	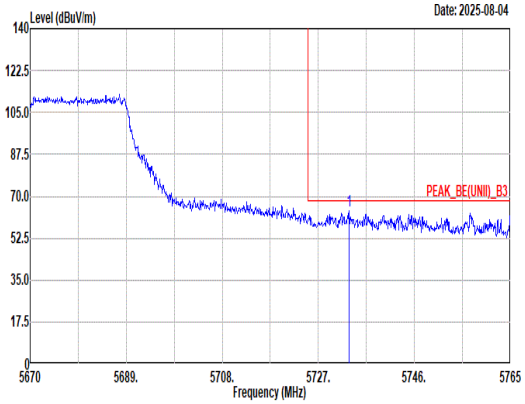 Site : 03CH11-HY Condition: PEAK_BE(UNII)_B3 3m 9120D_01620_240828 HORIZONTAL : RBW:1000.000kHz VBW:3000.000kHz SWT:Auto Freq Level Limit Line Margin Read Level Ant Factor Cable Loss Preamp Factor Aux Factor APos TPos Remark MHz dBuV/m dBuV/m dB dBuV dB/m dB dB dB cm deg 1 5733.08 64.11 68.20 -4.09 53.27 33.47 10.19 32.82 0.00 241 342 Peak	Blank

Mode	92	
	Band Edge - L	
	U-NII-2C_5.47-5.725_802.11be EHT40_CH134_RU 484T_5670MHz	
ANT	1	
Pol.	Vertical	Fundamental
Peak	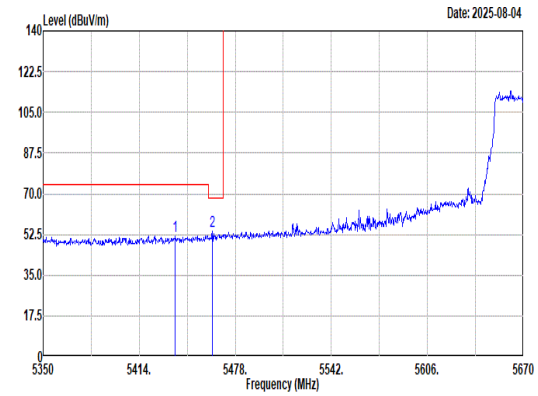 Site : 03CH11-HY Condition: PEAK_BE(UNII)_B3 3m 9120D_01620_240828 VERTICAL : RBW:1000.000kHz VBW:3000.000kHz SWT:Auto Freq Level Limit Line Margin Read Level Ant Factor Cable Loss Preamp Factor Aux Factor APos TPos Remark MHz dBuV/m dBuV/m dB dBuV dB/m dB dB dB cm deg 1 5438.00 51.98 74.00 -22.02 42.12 32.80 9.80 32.74 0.00 300 223 Peak 2 5462.64 54.11 68.20 -14.09 44.10 32.85 9.90 32.74 0.00 300 223 Peak	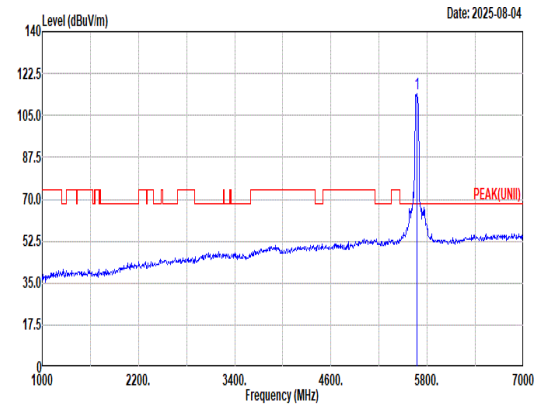 Site : 03CH11-HY Condition: PEAK(UNII) 3m 9120D_01620_240828 VERTICAL : RBW:1000.000kHz VBW:3000.000kHz SWT:Auto Freq Level Limit Line Margin Read Level Ant Factor Cable Loss Preamp Factor Aux Factor APos TPos Remark MHz dBuV/m dBuV/m dB dBuV dB/m dB dB dB cm deg 1 5670.00 114.00 ------ ------ 103.35 33.14 10.30 32.79 0.00 300 223 Peak
Avg	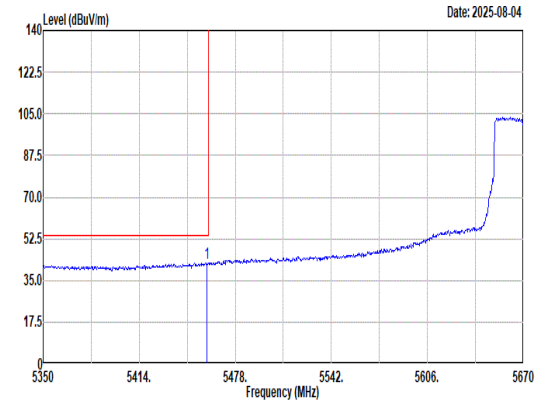 Site : 03CH11-HY Condition: AVG_BE(UNII)_B3 3m 9120D_01620_240828 VERTICAL : RBW:1000.000kHz VBW:3000.000kHz SWT:Auto Freq Level Limit Line Margin Read Level Ant Factor Cable Loss Preamp Factor Aux Factor APos TPos Remark MHz dBuV/m dBuV/m dB dBuV dB/m dB dB dB cm deg 1 5459.12 42.46 54.00 -11.54 32.48 32.84 9.88 32.74 0.00 300 223 Average	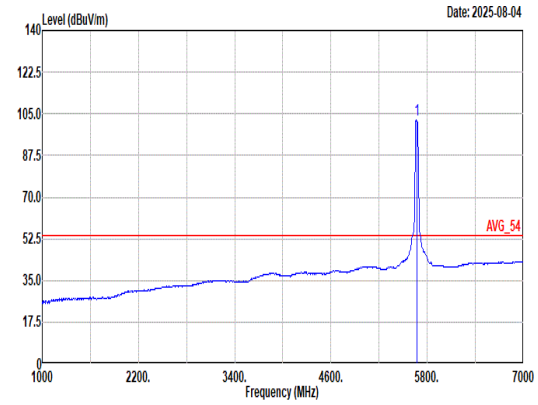 Site : 03CH11-HY Condition: AVG_54 3m 9120D_01620_240828 VERTICAL : RBW:1000.000kHz VBW:3000.000kHz SWT:Auto Freq Level Limit Line Margin Read Level Ant Factor Cable Loss Preamp Factor Aux Factor APos TPos Remark MHz dBuV/m dBuV/m dB dBuV dB/m dB dB dB cm deg 1 5670.00 102.44 ------ ------ 91.82 33.10 10.31 32.79 0.00 300 223 Average

Mode	92	
	Band Edge - R	
	U-NII-2C_5.47-5.725_802.11be EHT40_CH134_RU 484T_5670MHz	
ANT	1	
Pol.	Vertical	Fundamental
Peak	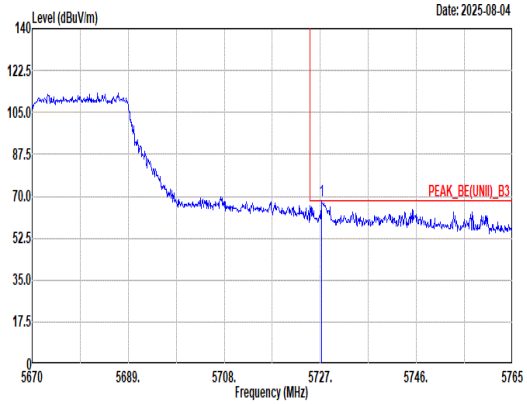 Site : 03CH11-HY Condition: PEAK_BE(UNII)_B3 3m 9120D_01620_240828 VERTICAL : RBW:1000.000kHz VBW:3000.000kHz SWT:Auto Freq Level Limit Line Margin Read Level Ant Factor Cable Loss Preamp Factor Aux Factor APos TPos Remark MHz dBuV/m dBuV/m dB dBuV dB/m dB dB dB cm deg 1 5727.29 68.00 68.20 -0.20 57.17 33.45 10.20 32.82 0.00 300 223 Peak	Blank

Mode	93	
	Band Edge - L	
	U-NII-2C_5.47-5.725_802.11be EHT80_CH106_RU 996T_5530MHz	
ANT	1	
Pol.	Horizontal	Fundamental
Peak	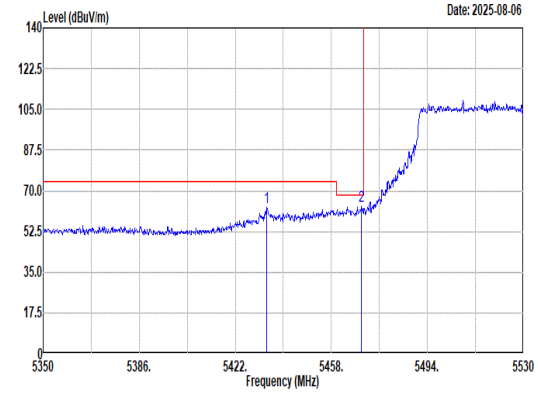 Site : 03CH11-HY Condition: PEAK_BE(UNII)_B3 3m 9120D_01620_240828 HORIZONTAL : RBW:1000.000kHz VBW:3000.000kHz SWT:Auto Freq Level Limit Line Margin Read Level Ant Factor Cable Loss Preamp Factor Aux Factor APos TPos Remark MHz dBuV/m dBuV/m dB dBuV dB/m dB dB dB cm deg 1 5433.88 63.03 74.00 -10.97 53.18 32.80 9.79 32.74 0.00 300 340 Peak 2 5469.34 63.20 68.20 -5.00 53.14 32.88 9.92 32.74 0.00 300 340 Peak	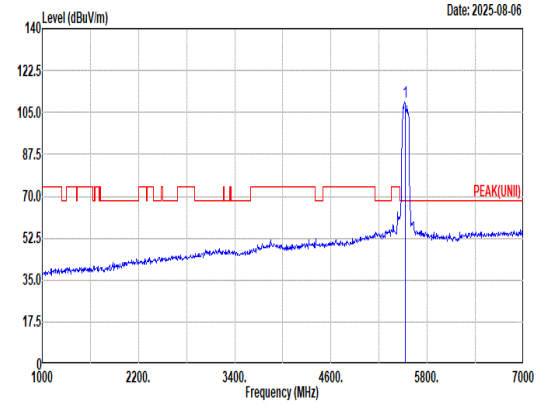 Site : 03CH11-HY Condition: PEAK(UNII) 3m 9120D_01620_240828 HORIZONTAL : RBW:1000.000kHz VBW:3000.000kHz SWT:Auto Freq Level Limit Line Margin Read Level Ant Factor Cable Loss Preamp Factor Aux Factor APos TPos Remark MHz dBuV/m dBuV/m dB dBuV dB/m dB dB dB cm deg 1 5530.00 109.20 ------ ------ 98.90 32.93 10.11 32.74 0.00 300 340 Peak
Avg	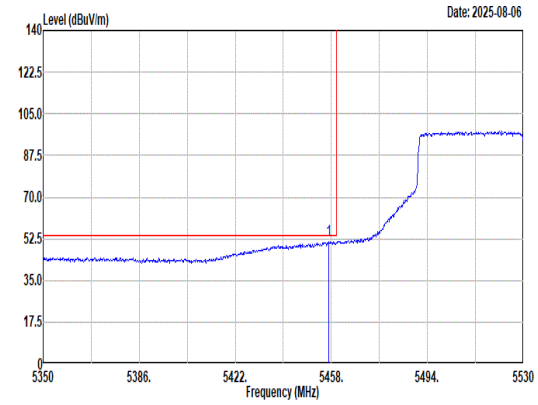 Site : 03CH11-HY Condition: AVG_BE(UNII)_B3 3m 9120D_01620_240828 HORIZONTAL : RBW:1000.000kHz VBW:3000.000kHz SWT:Auto Freq Level Limit Line Margin Read Level Ant Factor Cable Loss Preamp Factor Aux Factor APos TPos Remark MHz dBuV/m dBuV/m dB dBuV dB/m dB dB dB cm deg 1 5457.10 51.56 54.00 -2.44 41.59 32.83 9.88 32.74 0.00 300 340 Average	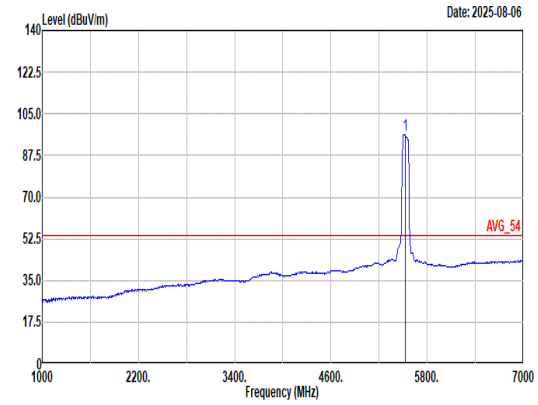 Site : 03CH11-HY Condition: AVG_54 3m 9120D_01620_240828 HORIZONTAL : RBW:1000.000kHz VBW:3000.000kHz SWT:Auto Freq Level Limit Line Margin Read Level Ant Factor Cable Loss Preamp Factor Aux Factor APos TPos Remark MHz dBuV/m dBuV/m dB dBuV dB/m dB dB dB cm deg 1 5530.00 96.26 ------ ------ 85.95 33.00 10.04 32.73 0.00 300 340 Average

Mode	93	
	Band Edge - R	
	U-NII-2C_5.47-5.725_802.11be EHT80_CH106_RU 996T_5530MHz	
ANT	1	
Pol.	Horizontal	Fundamental
Peak	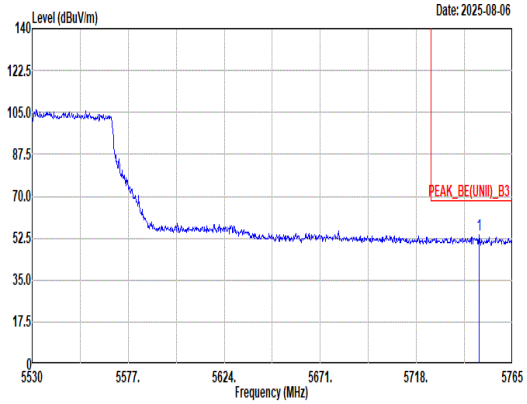 Site : 03CH11-HY Condition: PEAK_BE(UNII)_B3 3m 9120D_01620_240828 HORIZONTAL : RBW:1000.000kHz VBW:3000.000kHz SWT:Auto Freq Level Limit Line Margin Read Level Ant Factor Cable Loss Preamp Factor Aux Factor APos TPos Remark MHz dBuV/m dBuV/m dB dBuV dB/m dB dB dB cm deg 1 5748.79 53.87 68.20 -14.33 43.02 33.50 10.17 32.82 0.00 300 340 Peak	Blank

Mode	93
	Band Edge - L
	U-NII-2C_5.47-5.725_802.11be EHT80_CH106_RU 996T_5530MHz
ANT	1

Pol.	Vertical	Fundamental
Peak	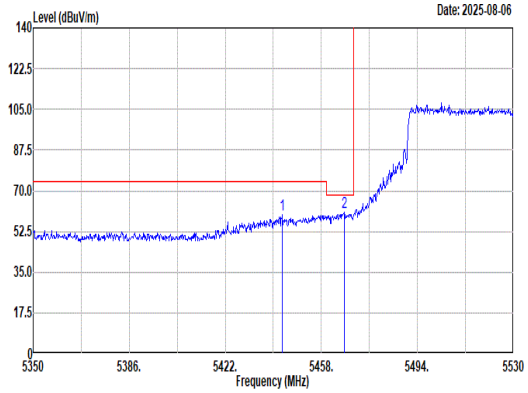 Site : 03CH11-HY Condition: PEAK_BE(UNII)_B3 3m 9120D_01620_240828 VERTICAL : RBW:1000.000kHz VBW:3000.000kHz SWT:Auto Freq Level Limit Line Margin Read Level Ant Factor Cable Loss Preamp Factor Aux Factor APos TPos Remark MHz dBuV/m dBuV/m dB dBuV dB/m dB dB dB cm deg 1 5443.42 59.74 74.00 -14.26 49.86 32.80 9.82 32.74 0.00 313 234 Peak 2 5466.64 60.78 68.20 -7.42 50.74 32.87 9.91 32.74 0.00 313 234 Peak	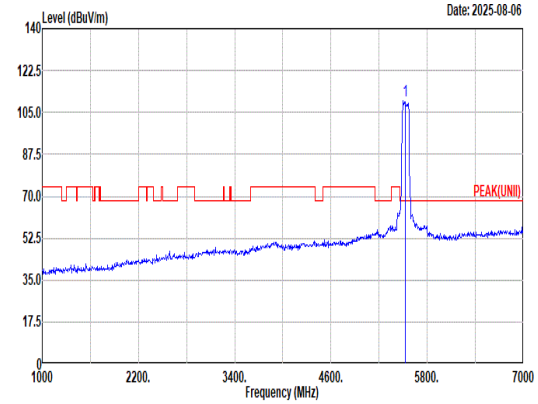 Site : 03CH11-HY Condition: PEAK(UNII) 3m 9120D_01620_240828 VERTICAL : RBW:1000.000kHz VBW:3000.000kHz SWT:Auto Freq Level Limit Line Margin Read Level Ant Factor Cable Loss Preamp Factor Aux Factor APos TPos Remark MHz dBuV/m dBuV/m dB dBuV dB/m dB dB dB cm deg 1 5530.00 109.91 ------ ------ 99.60 33.00 10.04 32.73 0.00 313 234 Peak
Avg	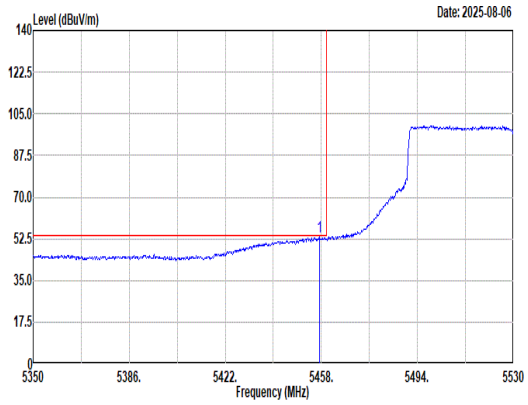 Site : 03CH11-HY Condition: AVG_BE(UNII)_B3 3m 9120D_01620_240828 VERTICAL : RBW:1000.000kHz VBW:3000.000kHz SWT:Auto Freq Level Limit Line Margin Read Level Ant Factor Cable Loss Preamp Factor Aux Factor APos TPos Remark MHz dBuV/m dBuV/m dB dBuV dB/m dB dB dB cm deg 1 5457.28 53.30 54.00 -0.70 43.33 32.83 9.88 32.74 0.00 313 234 Average	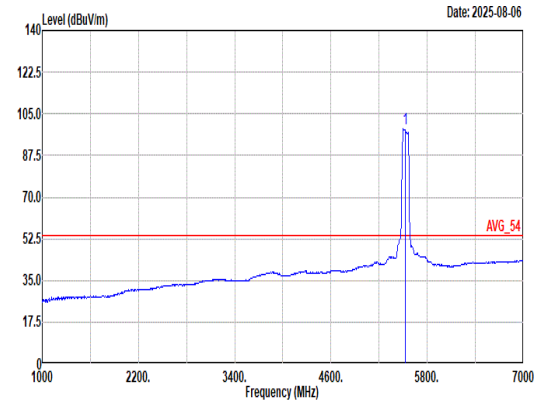 Site : 03CH11-HY Condition: AVG_54 3m 9120D_01620_240828 VERTICAL : RBW:1000.000kHz VBW:3000.000kHz SWT:Auto Freq Level Limit Line Margin Read Level Ant Factor Cable Loss Preamp Factor Aux Factor APos TPos Remark MHz dBuV/m dBuV/m dB dBuV dB/m dB dB dB cm deg 1 5530.00 98.88 ------ ------ 88.61 32.98 10.02 32.73 0.00 313 234 Average

Mode	93	
	Band Edge - R	
	U-NII-2C_5.47-5.725_802.11be EHT80_CH106_RU 996T_5530MHz	
ANT	1	
Pol.	Vertical	Fundamental
Peak	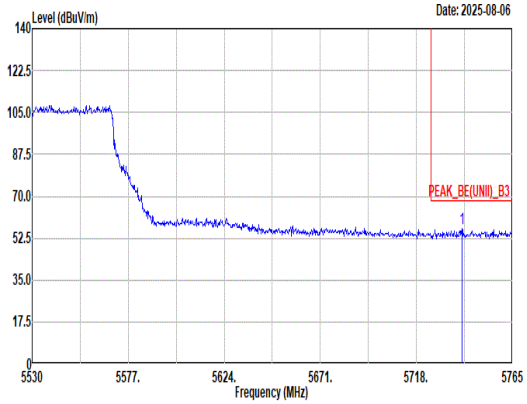 Site : 03CH11-HY Condition: PEAK_BE(UNII)_B3 3m 9120D_01620_240828 VERTICAL : RBW:1000.000kHz VBW:3000.000kHz SWT:Auto Freq Level Limit Line Margin Read Level Ant Factor Cable Loss Preamp Factor Aux Factor APos TPos Remark MHz dBuV/m dBuV/m dB dBuV dB/m dB dB dB cm deg 1 5740.33 56.27 68.20 -11.93 45.43 33.48 10.18 32.82 0.00 313 234 Peak	Blank

Mode	94	
	Band Edge - L	
	U-NII-2C_5.47-5.725_802.11be EHT160_CH114_RU 996*2_5570MHz	
ANT	1	
Pol.	Horizontal	Fundamental
Peak	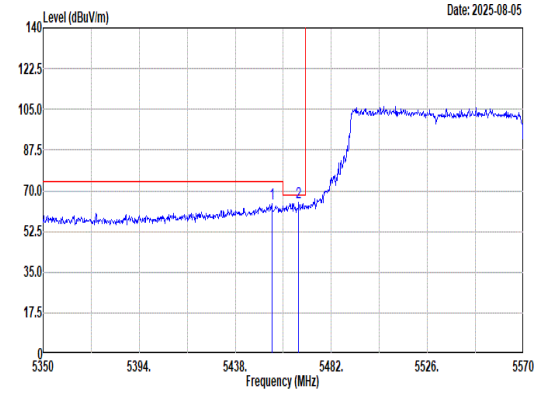 Site : 03CH11-HY Condition: PEAK_BE(UNII)_B3 3m 9120D_01620_240828 HORIZONTAL : RBW:1000.000kHz VBW:3000.000kHz SWT:Auto 1 5454.72 64.70 74.00 -9.30 54.75 32.82 9.87 32.74 0.00 245 339 Peak 2 5467.04 64.78 68.20 -3.42 54.74 32.87 9.91 32.74 0.00 245 339 Peak	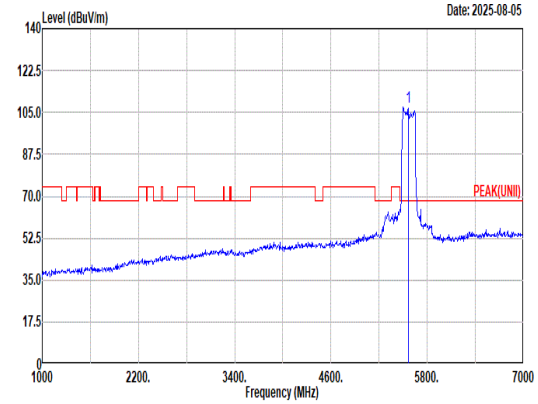 Site : 03CH11-HY Condition: PEAK(UNII) 3m 9120D_01620_240828 HORIZONTAL : RBW:1000.000kHz VBW:3000.000kHz SWT:Auto 1 5570.00 107.41 ------ ------ 97.10 33.00 10.04 32.73 0.00 245 339 Peak
Avg	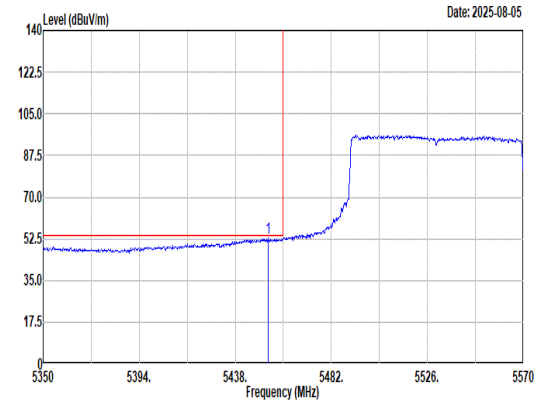 Site : 03CH11-HY Condition: AVG_BE(UNII)_B3 3m 9120D_01620_240828 HORIZONTAL : RBW:1000.000kHz VBW:3000.000kHz SWT:Auto 1 5453.18 52.88 54.00 -1.12 42.95 32.81 9.86 32.74 0.00 245 339 Average	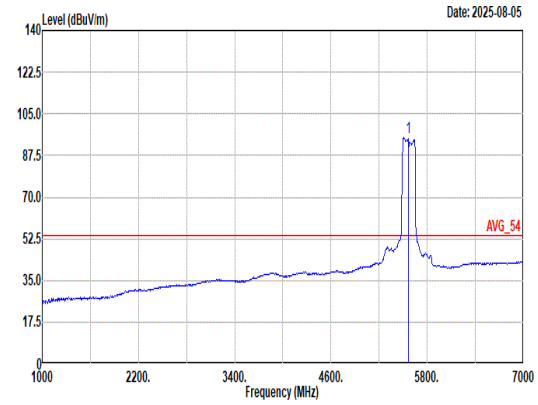 Site : 03CH11-HY Condition: AVG_54 3m 9120D_01620_240828 HORIZONTAL : RBW:1000.000kHz VBW:3000.000kHz SWT:Auto 1 5570.00 94.98 ------ ------ 84.67 32.98 10.06 32.73 0.00 245 339 Average

Mode	94	
	Band Edge - R	
	U-NII-2C_5.47-5.725_802.11be EHT160_CH114_RU 996*2_5570MHz	
ANT	1	
Pol.	Horizontal	Fundamental
Peak	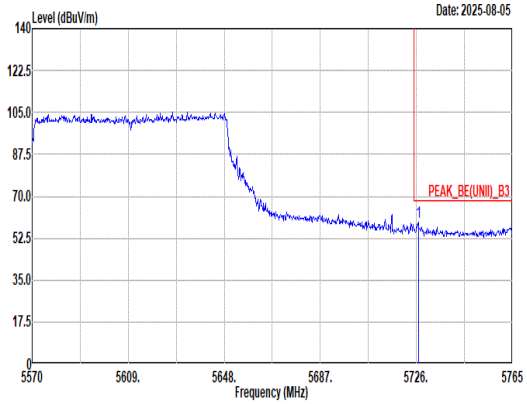 Site : 03CH11-HY Condition: PEAK_BE(UNII)_B3 3m 9120D_01620_240828 HORIZONTAL : RBW:1000.000kHz VBW:3000.000kHz SWT:Auto Freq Level Limit Line Margin Read Level Ant Factor Cable Loss Preamp Factor Aux Factor APos TPos Remark MHz dBuV/m dBuV/m dB dBuV dB/m dB dB dB cm deg 1 5726.78 58.92 68.20 -9.28 48.09 33.45 10.20 32.82 0.00 245 339 Peak	Blank

Mode	94	
	Band Edge - L	
	U-NII-2C_5.47-5.725_802.11be EHT160_CH114_RU 996*2_5570MHz	
ANT	1	
Pol.	Vertical	Fundamental
Peak	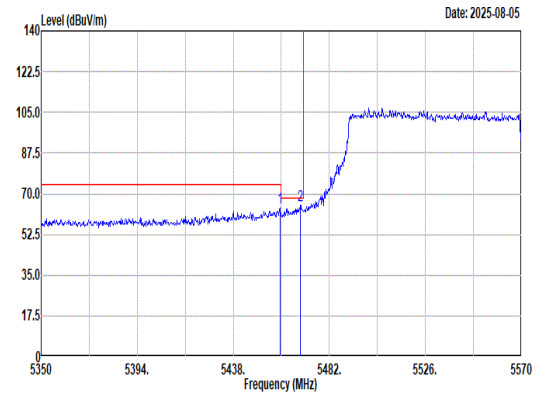 Site : 03CH11-HY Condition: PEAK_BE(UNII)_B3 3m 9120D_01620_240828 VERTICAL : RBW:1000.000kHz VBW:3000.000kHz SWT:Auto Freq Level Limit Line Margin Read Level Ant Factor Cable Loss Preamp Factor Aux Factor APos TPos Remark MHz dBuV/m dBuV/m dB dBuV dB/m dB dB dB cm deg 1 5459.34 64.12 74.00 -9.88 54.13 32.84 9.89 32.74 0.00 310 229 Peak 2 5468.80 64.94 68.20 -3.26 54.88 32.88 9.92 32.74 0.00 310 229 Peak	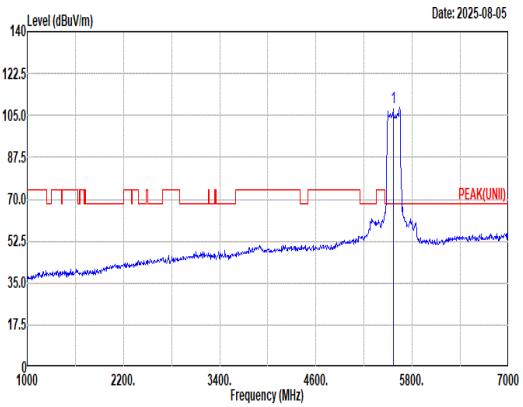 Site : 03CH11-HY Condition: PEAK(UNII) 3m 9120D_01620_240828 VERTICAL : RBW:1000.000kHz VBW:3000.000kHz SWT:Auto Freq Level Limit Line Margin Read Level Ant Factor Cable Loss Preamp Factor Aux Factor APos TPos Remark MHz dBuV/m dBuV/m dB dBuV dB/m dB dB dB cm deg 1 5570.00 108.28 ------ ------ 97.73 32.98 10.35 32.78 0.00 310 229 Peak
Avg	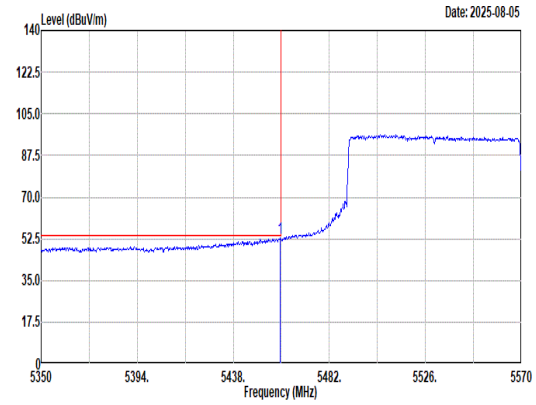 Site : 03CH11-HY Condition: AVG_BE(UNII)_B3 3m 9120D_01620_240828 VERTICAL : RBW:1000.000kHz VBW:3000.000kHz SWT:Auto Freq Level Limit Line Margin Read Level Ant Factor Cable Loss Preamp Factor Aux Factor APos TPos Remark MHz dBuV/m dBuV/m dB dBuV dB/m dB dB dB cm deg 1 5459.34 52.93 54.00 -1.07 42.94 32.84 9.89 32.74 0.00 310 229 Average	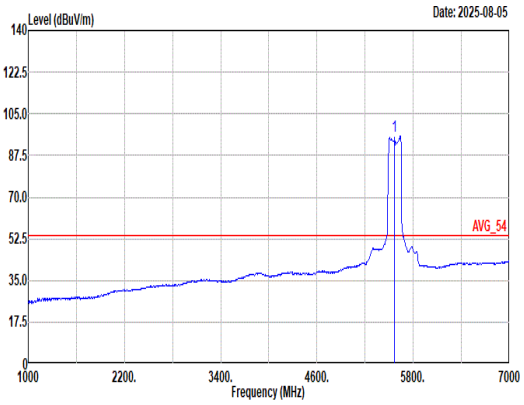 Site : 03CH11-HY Condition: AVG_54 3m 9120D_01620_240828 VERTICAL : RBW:1000.000kHz VBW:3000.000kHz SWT:Auto Freq Level Limit Line Margin Read Level Ant Factor Cable Loss Preamp Factor Aux Factor APos TPos Remark MHz dBuV/m dBuV/m dB dBuV dB/m dB dB dB cm deg 1 5570.00 95.87 ------ ------ 85.32 32.98 10.35 32.78 0.00 310 229 Average

Mode	94	
	Band Edge - R	
	U-NII-2C_5.47-5.725_802.11be EHT160_CH114_RU 996*2_5570MHz	
ANT	1	
Pol.	Vertical	Fundamental
Peak	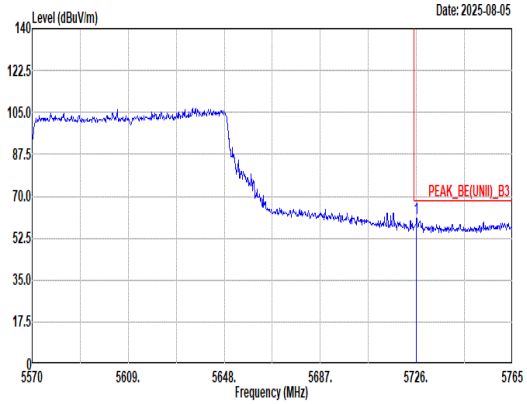 Site : 03CH11-HY Condition: PEAK_BE(UNII)_B3 3m 9120D_01620_240828 VERTICAL : RBW:1000.000kHz VBW:3000.000kHz SWT:Auto Freq Level Limit Line Margin Read Level Ant Factor Cable Loss Preamp Factor Aux Factor APos TPos Remark MHz dBuV/m dBuV/m dB dBuV dB/m dB dB dB cm deg 1 5726.00 60.56 68.20 -7.64 49.72 33.45 10.21 32.82 0.00 310 229 Peak	Blank

Mode	95	
	Band Edge - L	
	U-NII-2C_5.47-5.725_802.11be EHT80_CH138_RU 996T_5690MHz	
ANT	1	
Pol.	Horizontal	Fundamental
Peak	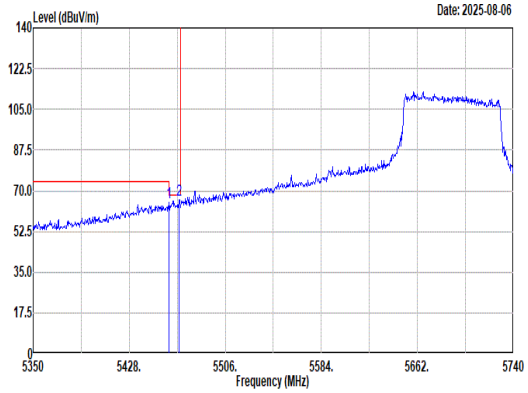 Site : 03CH11-HY Condition: STRADDLES U-NII-1&2A 3m 9120D_01620_240828 HORIZONTAL : RBW:1000.000kHz VBW:3000.000kHz SWT:Auto Freq Level Limit Line Margin Read Level Ant Factor Cable Loss Preamp Factor Aux Factor APos TPos Remark MHz dBuV/m dBuV/m dB dBuV dB/m dB dB dB cm deg 1 5459.98 64.87 74.00 -9.13 54.88 32.84 9.89 32.74 0.00 242 340 Peak 2 5468.56 65.99 68.20 -2.21 55.94 32.87 9.92 32.74 0.00 242 340 Peak	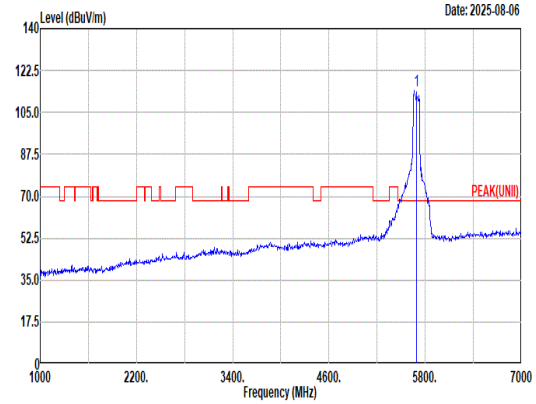 Site : 03CH11-HY Condition: PEAK(UNII) 3m 9120D_01620_240828 HORIZONTAL : RBW:1000.000kHz VBW:3000.000kHz SWT:Auto Freq Level Limit Line Margin Read Level Ant Factor Cable Loss Preamp Factor Aux Factor APos TPos Remark MHz dBuV/m dBuV/m dB dBuV dB/m dB dB dB cm deg 1 5690.00 114.24 ------ ------ 103.62 33.10 10.31 32.79 0.00 242 340 Peak
Avg	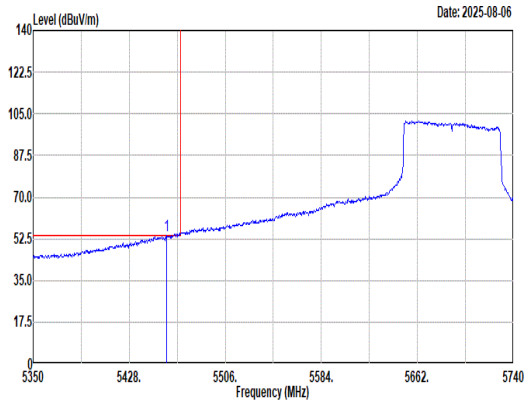 Site : 03CH11-HY Condition: U-NII-1&2A AVERAGE 3m 9120D_01620_240828 HORIZONTAL : RBW:1000.000kHz VBW:3000.000kHz SWT:Auto Freq Level Limit Line Margin Read Level Ant Factor Cable Loss Preamp Factor Aux Factor APos TPos Remark MHz dBuV/m dBuV/m dB dBuV dB/m dB dB dB cm deg 1 5458.42 53.93 54.00 -0.07 43.96 32.83 9.88 32.74 0.00 242 340 Average	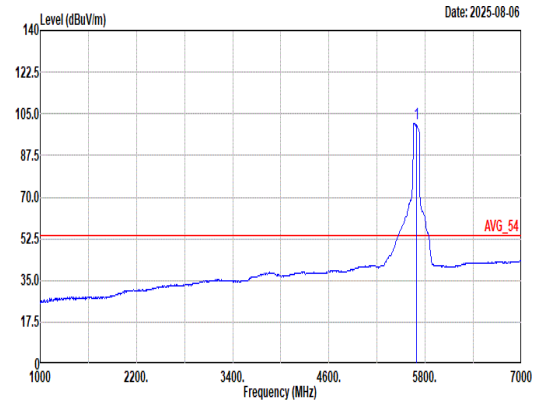 Site : 03CH11-HY Condition: AVG_54 3m 9120D_01620_240828 HORIZONTAL : RBW:1000.000kHz VBW:3000.000kHz SWT:Auto Freq Level Limit Line Margin Read Level Ant Factor Cable Loss Preamp Factor Aux Factor APos TPos Remark MHz dBuV/m dBuV/m dB dBuV dB/m dB dB dB cm deg 1 5690.00 101.09 ------ ------ 90.47 33.10 10.31 32.79 0.00 242 340 Average

Mode	95	
	Band Edge - R	
	U-NII-2C_5.47-5.725_802.11be EHT80_CH138_RU 996T_5690MHz	
ANT	1	
Pol.	Horizontal	Fundamental
Peak	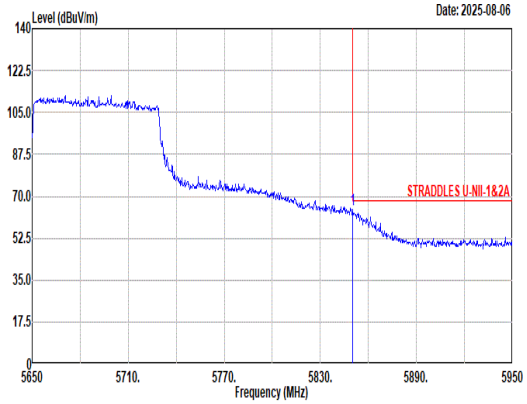 Site : 03CH11-HY Condition: STRADDLES U-NII-1&2A 3m 9120D_01620_240828 HORIZONTAL : RBW:1000.000kHz VBW:3000.000kHz SWT:Auto Freq Level Limit Line Margin Read Level Ant Factor Cable Loss Preamp Factor Aux Factor APos TPos Remark MHz dBuV/m dBuV/m dB dBuV dB/m dB dB dB cm deg 1 5850.40 64.29 68.20 -3.91 52.91 34.00 10.24 32.86 0.00 242 340 Peak	Blank

Mode	95	
	Band Edge - L	
	U-NII-2C_5.47-5.725_802.11be EHT80_CH138_RU 996T_5690MHz	
ANT	1	
Pol.	Vertical	Fundamental
Peak	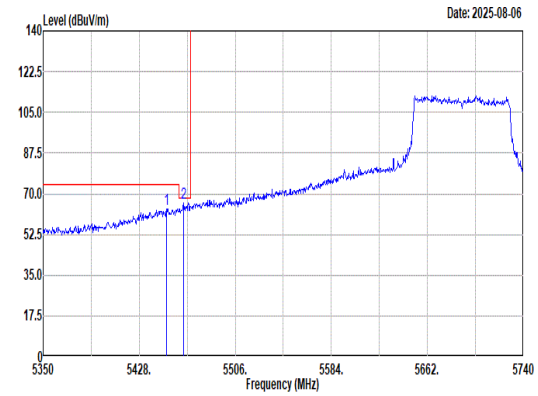 Site : 03CH11-HY Condition: STRADDLES U-NII-1&2A 3m 9120D_01620_240828 VERTICAL : RBW:1000.000kHz VBW:3000.000kHz SWT:Auto Freq Level Limit Line Margin Read Level Ant Factor Cable Loss Preamp Factor Aux Factor APos TPos Remark MHz dBuV/m dBuV/m dB dBuV dB/m dB dB dB cm deg 1 5450.23 63.56 74.00 -10.44 53.65 32.80 9.85 32.74 0.00 301 221 Peak 2 5463.88 66.28 68.20 -1.92 56.26 32.86 9.90 32.74 0.00 301 221 Peak	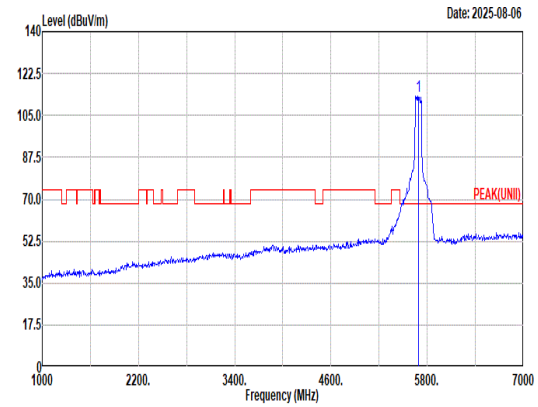 Site : 03CH11-HY Condition: PEAK(UNII) 3m 9120D_01620_240828 VERTICAL : RBW:1000.000kHz VBW:3000.000kHz SWT:Auto Freq Level Limit Line Margin Read Level Ant Factor Cable Loss Preamp Factor Aux Factor APos TPos Remark MHz dBuV/m dBuV/m dB dBuV dB/m dB dB dB cm deg 1 5690.00 113.24 ------ ------ 102.52 33.24 10.28 32.80 0.00 301 221 Peak
Avg	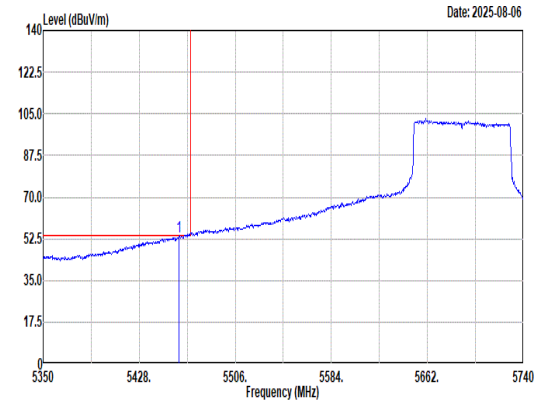 Site : 03CH11-HY Condition: U-NII-1&2A AVERAGE 3m 9120D_01620_240828 VERTICAL : RBW:1000.000kHz VBW:3000.000kHz SWT:Auto Freq Level Limit Line Margin Read Level Ant Factor Cable Loss Preamp Factor Aux Factor APos TPos Remark MHz dBuV/m dBuV/m dB dBuV dB/m dB dB dB cm deg 1 5459.98 53.41 54.00 -0.59 43.42 32.84 9.89 32.74 0.00 301 221 Average	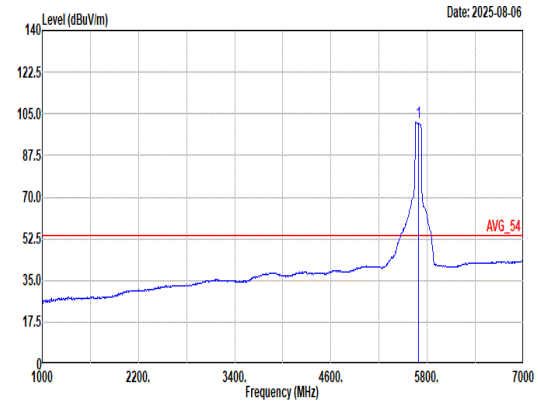 Site : 03CH11-HY Condition: AVG_54 3m 9120D_01620_240828 VERTICAL : RBW:1000.000kHz VBW:3000.000kHz SWT:Auto Freq Level Limit Line Margin Read Level Ant Factor Cable Loss Preamp Factor Aux Factor APos TPos Remark MHz dBuV/m dBuV/m dB dBuV dB/m dB dB dB cm deg 1 5690.00 101.62 ------ ------ 91.00 33.10 10.31 32.79 0.00 301 221 Average

Mode	95	
	Band Edge - R	
	U-NII-2C_5.47-5.725_802.11be EHT80_CH138_RU 996T_5690MHz	
ANT	1	
Pol.	Vertical	Fundamental
Peak	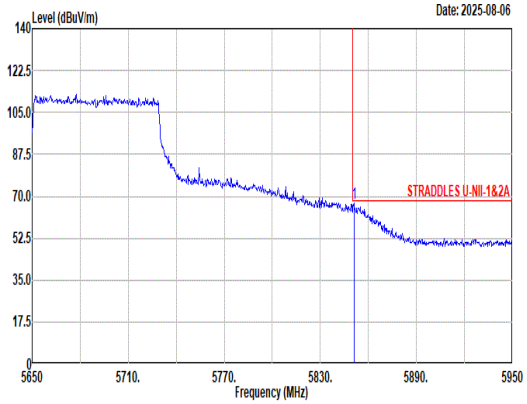 Site : 03CH11-HY Condition: STRADDLES U-NII-1&2A 3m 9120D_01620_240828 VERTICAL : RBW:1000.000kHz VBW:3000.000kHz SWT:Auto Freq / Level / Limit Line / Margin / Read Level / Ant Factor / Cable Loss / Preamp Factor / Aux Factor / APos / TPos / Remark MHz / dBuV/m / dBuV/m / dB / dBuV / dB/m / dB / dB / dB / cm / deg 1 5851.00 67.08 68.20 -1.12 55.70 34.00 10.24 32.86 0.00 301 221 Peak	Blank

Mode	96
	Band Edge - L
	U-NII-2C_5.47-5.725_802.11be EHT240_CH122_RU 996T*3_5610MHz
ANT	1

Pol.	Horizontal	Fundamental
Peak	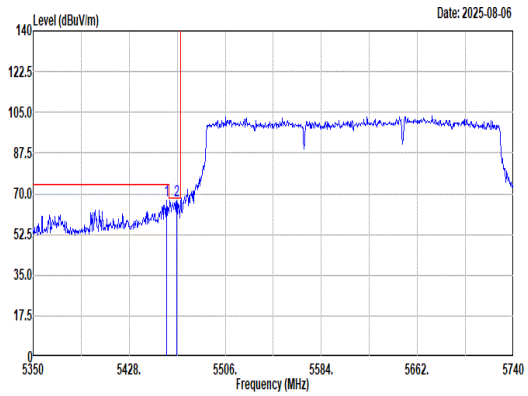 Site : 03CH11-HY Condition: STRADDLES U-NII-1&2A 3m 9120D_01620_240828 HORIZONTAL : RBW:1000.000kHz VBW:3000.000kHz SWT:Auto Freq Level Limit Line Margin Read Level Ant Factor Cable Loss Preamp Factor Aux Factor APos TPos Remark MHz dBuV/m dBuV/m dB dBuV dB/m dB dB dB cm deg 1 5458.42 66.93 74.00 -7.07 56.96 32.83 9.88 32.74 0.00 242 343 Peak 2 5466.61 67.25 68.20 -0.95 57.21 32.87 9.91 32.74 0.00 242 343 Peak	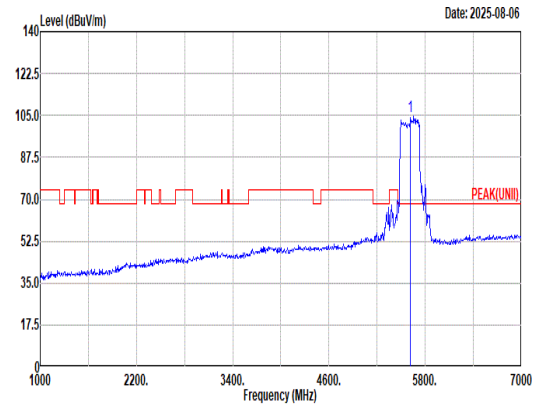 Site : 03CH11-HY Condition: PEAK(UNII) 3m 9120D_01620_240828 HORIZONTAL : RBW:1000.000kHz VBW:3000.000kHz SWT:Auto Freq Level Limit Line Margin Read Level Ant Factor Cable Loss Preamp Factor Aux Factor APos TPos Remark MHz dBuV/m dBuV/m dB dBuV dB/m dB dB dB cm deg 1 5610.00 104.65 ------ ------ 94.07 33.05 10.32 32.79 0.00 242 343 Peak
Avg	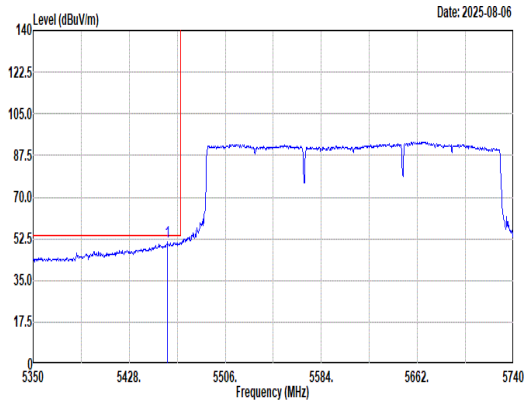 Site : 03CH11-HY Condition: U-NII-1&2A AVERAGE 3m 9120D_01620_240828 HORIZONTAL : RBW:1000.000kHz VBW:3000.000kHz SWT:Auto Freq Level Limit Line Margin Read Level Ant Factor Cable Loss Preamp Factor Aux Factor APos TPos Remark MHz dBuV/m dBuV/m dB dBuV dB/m dB dB dB cm deg 1 5459.20 51.29 54.00 -2.71 41.31 32.84 9.88 32.74 0.00 242 343 Average	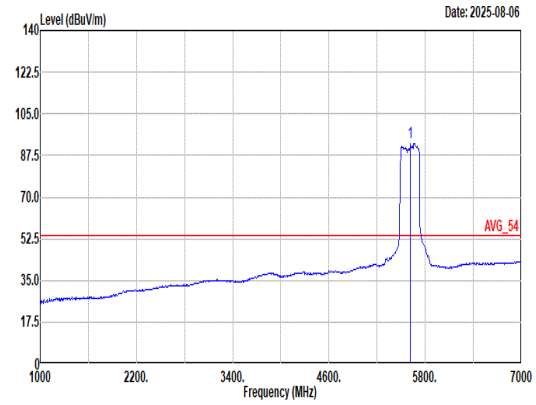 Site : 03CH11-HY Condition: AVG_54 3m 9120D_01620_240828 HORIZONTAL : RBW:1000.000kHz VBW:3000.000kHz SWT:Auto Freq Level Limit Line Margin Read Level Ant Factor Cable Loss Preamp Factor Aux Factor APos TPos Remark MHz dBuV/m dBuV/m dB dBuV dB/m dB dB dB cm deg 1 5610.00 92.81 ------ ------ 82.16 33.14 10.30 32.79 0.00 242 343 Average

Mode	96	
	Band Edge - R	
	U-NII-2C_5.47-5.725_802.11be EHT240_CH122_RU 996T*3_5610MHz	
ANT	1	
Pol.	Horizontal	Fundamental
Peak	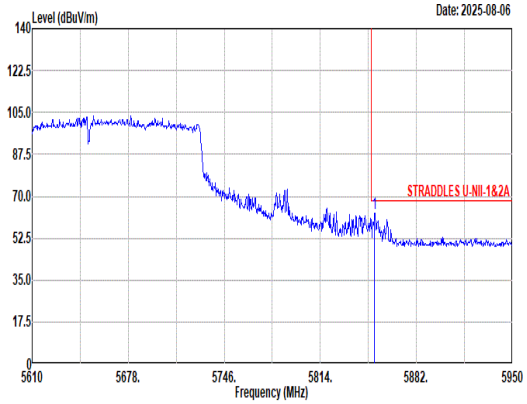 Site : 03CH11-HY Condition: STRADDLES U-NII-1&2A 3m 9120D_01620_240828 HORIZONTAL : RBW:1000.000kHz VBW:3000.000kHz SWT:Auto Freq Level Limit Line Margin Read Level Ant Factor Cable Loss Preamp Factor Aux Factor APos TPos Remark MHz dBuV/m dBuV/m dB dBuV dB/m dB dB dB cm deg 1 5852.42 63.06 68.20 -5.14 51.66 34.01 10.25 32.86 0.00 242 343 Peak	Blank

Mode	96	
	Band Edge - L	
	U-NII-2C_5.47-5.725_802.11be EHT240_CH122_RU 996T*3_5610MHz	
ANT	1	
Pol.	Vertical	Fundamental
Peak	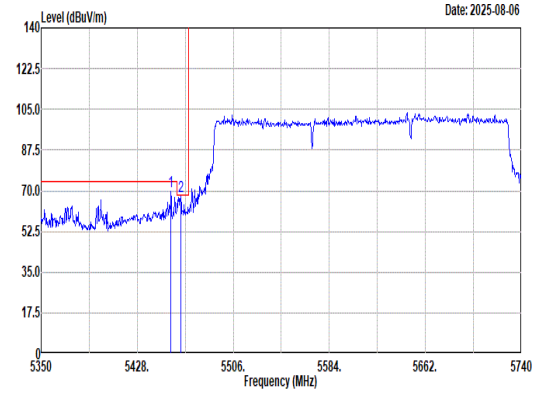 Site : 03CH11-HY Condition: STRADDLES U-NII-1&2A 3m 9120D_01620_240828 VERTICAL : RBW:1000.000kHz VBW:3000.000kHz SWT:Auto Freq Level Limit Line Margin Read Level Ant Factor Cable Loss Preamp Factor Aux Factor APos TPos Remark MHz dBuV/m dBuV/m dB dBuV dB/m dB dB dB cm deg 1 5455.30 69.99 74.00 -4.01 60.04 32.82 9.87 32.74 0.00 300 233 Peak 2 5463.49 67.51 68.20 -0.69 57.50 32.85 9.90 32.74 0.00 300 233 Peak	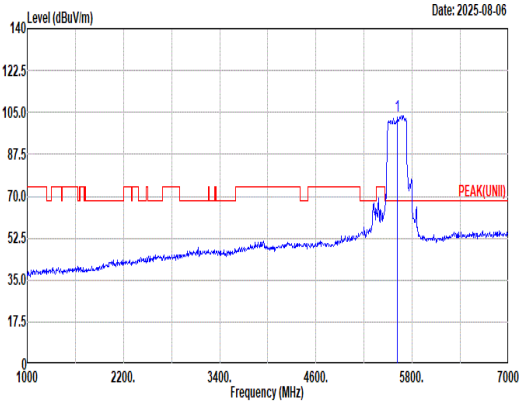 Site : 03CH11-HY Condition: PEAK(UNII) 3m 9120D_01620_240828 VERTICAL : RBW:1000.000kHz VBW:3000.000kHz SWT:Auto Freq Level Limit Line Margin Read Level Ant Factor Cable Loss Preamp Factor Aux Factor APos TPos Remark MHz dBuV/m dBuV/m dB dBuV dB/m dB dB dB cm deg 1 5610.00 103.70 ------ ------ 93.08 33.10 10.31 32.79 0.00 300 233 Peak
Avg	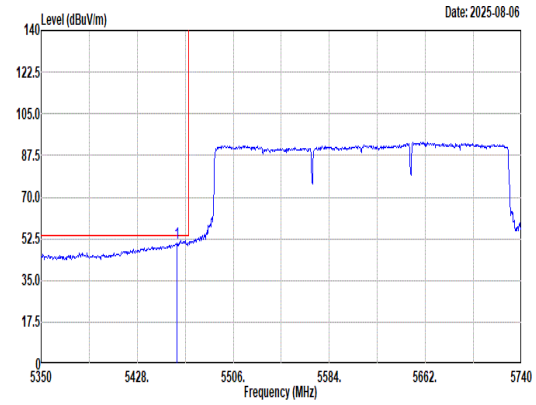 Site : 03CH11-HY Condition: U-NII-1&2A AVERAGE 3m 9120D_01620_240828 VERTICAL : RBW:1000.000kHz VBW:3000.000kHz SWT:Auto Freq Level Limit Line Margin Read Level Ant Factor Cable Loss Preamp Factor Aux Factor APos TPos Remark MHz dBuV/m dBuV/m dB dBuV dB/m dB dB dB cm deg 1 5459.98 50.64 54.00 -3.36 40.65 32.84 9.89 32.74 0.00 300 233 Average	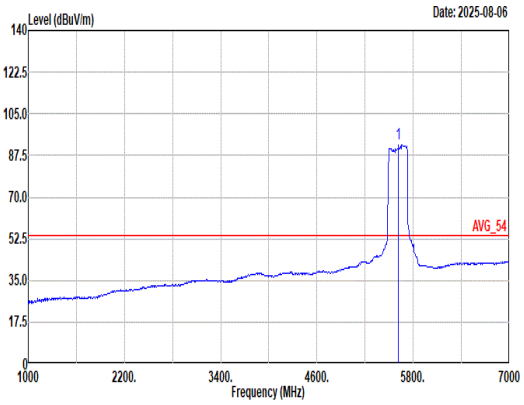 Site : 03CH11-HY Condition: AVG_54 3m 9120D_01620_240828 VERTICAL : RBW:1000.000kHz VBW:3000.000kHz SWT:Auto Freq Level Limit Line Margin Read Level Ant Factor Cable Loss Preamp Factor Aux Factor APos TPos Remark MHz dBuV/m dBuV/m dB dBuV dB/m dB dB dB cm deg 1 5610.00 92.20 ------ ------ 81.62 33.05 10.32 32.79 0.00 300 233 Average

Mode	96	
	Band Edge - R	
	U-NII-2C_5.47-5.725_802.11be EHT240_CH122_RU 996T*3_5610MHz	
ANT	1	
Pol.	Vertical	Fundamental
Peak	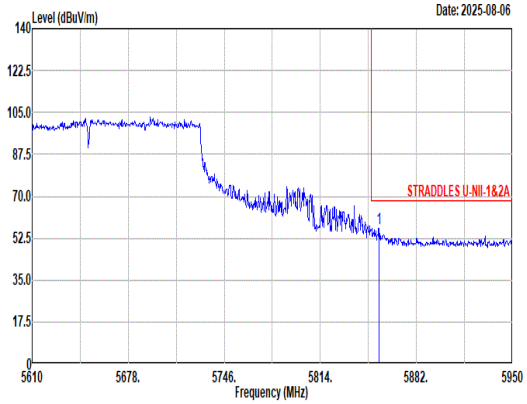 Site : 03CH11-HY Condition: STRADDLES U-NII-1&2A 3m 9120D_01620_240828 VERTICAL : RBW:1000.000kHz VBW:3000.000kHz SWT:Auto Freq Level Limit Line Margin Read Level Ant Factor Cable Loss Preamp Factor Aux Factor APos TPos Remark MHz dBuV/m dBuV/m dB dBuV dB/m dB dB dB cm deg 1 5855.48 56.52 68.20 -11.68 45.11 34.02 10.26 32.87 0.00 300 233 Peak	Blank

Mode	97	
	SHF	
	U-NII-2C_5.47-5.725_802.11be EHT40_CH102_RU 484T_5510MHz	
ANT	1+2(CDD)	
Pol.	Horizontal	Vertical
Peak	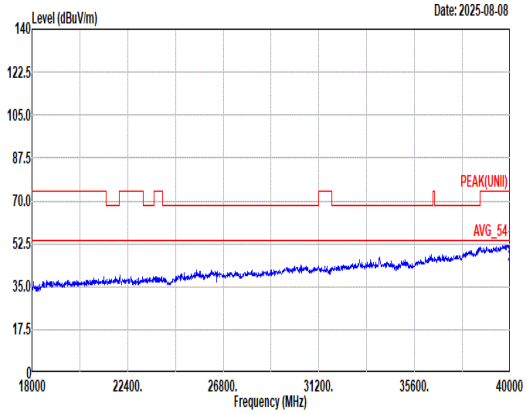 Site : 03CH11-HY Condition: PEAK(UNII) 1m SHF_00994_250109 HORIZONTAL Freq Level Limit Line Margin Read Level Ant Factor Cable Loss Preamp Factor Aux Factor APos TPos Remark MHz dBuV/m dBuV/m dB dBuV dB/m dB dB dB cm deg 1 39987.31 52.40 74.00 -21.60 39.21 43.88 34.67 55.82 -9.54 -- -- PEAK 2 39987.31 43.60 54.00 -10.40 30.41 43.88 34.67 55.82 -9.54 -- -- Average	 Site : 03CH11-HY Condition: PEAK(UNII) 1m SHF_00994_250109 VERTICAL Freq Level Limit Line Margin Read Level Ant Factor Cable Loss Preamp Factor Aux Factor APos TPos Remark MHz dBuV/m dBuV/m dB dBuV dB/m dB dB dB cm deg 1 39978.98 51.92 74.00 -22.08 38.70 43.93 34.66 55.83 -9.54 -- -- PEAK 2 39978.98 43.45 54.00 -10.55 30.23 43.93 34.66 55.83 -9.54 -- -- Average
Avg	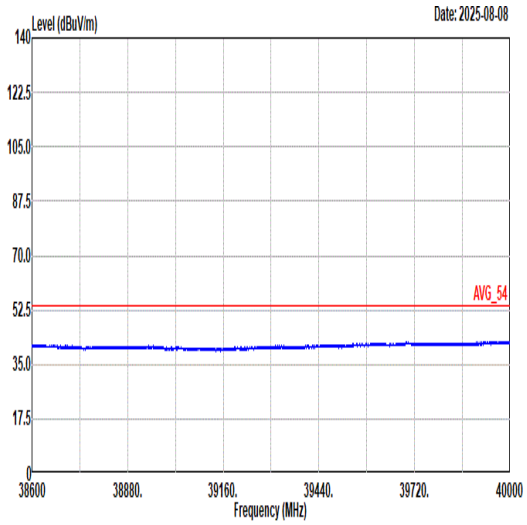 Site : 03CH11-HY Condition: AVG_54 1m SHF_00994_250109 HORIZONTAL	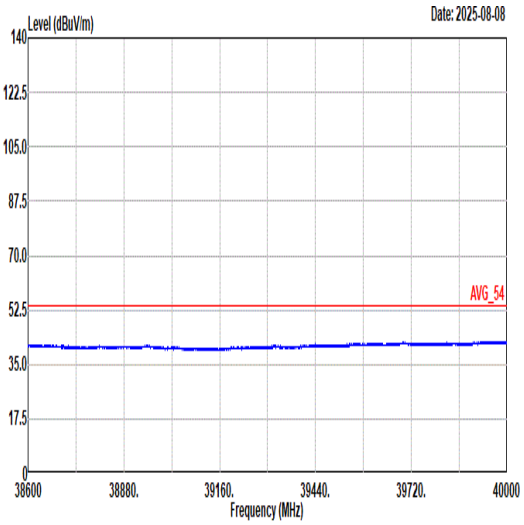 Site : 03CH11-HY Condition: AVG_54 1m SHF_00994_250109 VERTICAL

Mode	98	
	LF	
	U-NII-2C_5.47-5.725_802.11be EHT40_CH102_RU 484T_5510MHz	
ANT	1+2(CDD)	
Pol.	Horizontal	Vertical
QP/ Peak	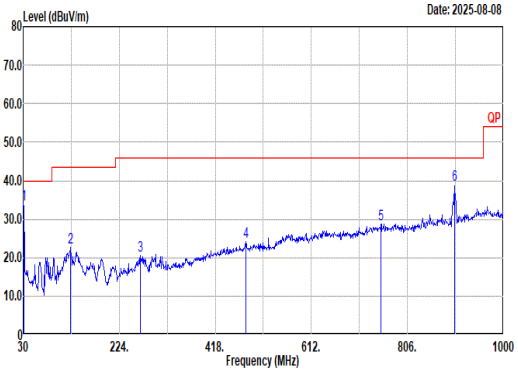	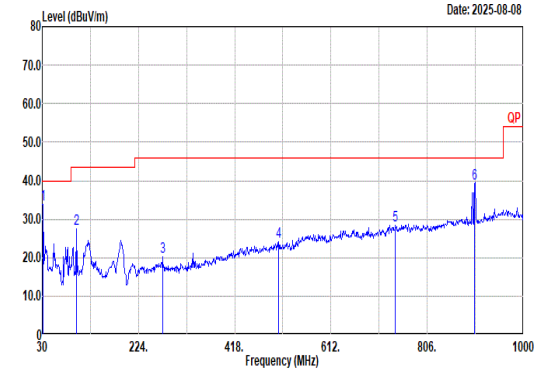

Site : 03CH11-HY
Condition: QP 3m BILOG_37059&01_241127 HORIZONTAL

	Freq	Level	Limit Line	Margin	Read Level	Ant Factor	Cable Loss	Preamp Factor	Aux Factor	APos	TPos	Remark
	MHz	dBuV/m	dBuV/m	dB	dBuV	dB/m	dB	dB	dB	cm	deg	
1	30.97	33.75	40.00	-6.25	41.05	24.21	0.83	32.41	0.07	--	--	Peak
2	126.03	22.78	43.50	-20.72	35.79	17.65	1.58	32.29	0.05	--	--	Peak
3	266.68	20.51	46.00	-25.49	30.71	19.60	2.27	32.20	0.13	--	--	Peak
4	479.11	24.11	46.00	-21.89	29.43	23.72	3.04	32.20	0.12	--	--	Peak
5	752.65	28.74	46.00	-17.26	28.48	28.35	3.80	32.09	0.20	--	--	Peak
6	902.03	38.89	46.00	-7.11	36.52	29.29	4.20	31.36	0.24	--	--	Peak

Site : 03CH11-HY
Condition: QP 3m BILOG_37059&01_241127 VERTICAL

	Freq	Level	Limit Line	Margin	Read Level	Ant Factor	Cable Loss	Preamp Factor	Aux Factor	APos	TPos	Remark
	MHz	dBuV/m	dBuV/m	dB	dBuV	dB/m	dB	dB	dB	cm	deg	
1	30.97	33.95	40.00	-6.05	41.25	24.21	0.83	32.41	0.07	--	--	Peak
2	98.87	27.51	43.50	-15.99	42.27	16.07	1.44	32.31	0.04	--	--	Peak
3	272.50	20.18	46.00	-25.82	31.09	18.87	2.30	32.20	0.12	--	--	Peak
4	506.27	24.18	46.00	-21.82	28.86	24.26	3.14	32.20	0.12	--	--	Peak
5	741.98	28.36	46.00	-17.64	28.18	28.33	3.77	32.11	0.19	--	--	Peak
6	902.03	39.32	46.00	-6.68	36.95	29.29	4.20	31.36	0.24	--	--	Peak

Appendix D. Duty Cycle Plots

<For Radiated Spurious Emission test>

Antenna	Band	Duty Cycle (%)	VBW Setting
1	802.11a	99.10	0.04
1	5GHz 802.11n HT20	97.14	0.13
1	5GHz 802.11n HT40	96.62	0.15
1	5GHz 802.11ac VHT80	97.03	0.13
1	5GHz 802.11ac VHT160	96.79	0.14
1	5GHz 802.11be EHT20 RU 242T	96.64	0.15
1	5GHz 802.11be EHT40 RU 484T	97.58	0.11
1	5GHz 802.11be EHT80 RU 996T	96.80	0.14
1	5GHz 802.11be EHT160 RU 996T*2	96.80	0.14
1	5GHz 802.11be EHT240 RU 996T*3	96.64	0.15
1+2	802.11a	99.10	0.00
1+2	5GHz 802.11n HT20	96.96	0.13
1+2	5GHz 802.11n HT40	96.79	0.14
1+2	5GHz 802.11ac VHT80	98.55	0.06
1+2	5GHz 802.11ac VHT160	96.45	0.16
1+2	5GHz 802.11be EHT20 RU 242T	96.63	0.15
1+2	5GHz 802.11be EHT40 RU 484T	96.54	0.15
1+2	5GHz 802.11be EHT80 RU 996T	98.91	0.05
1+2	5GHz 802.11be EHT160 RU 996T*2	96.29	0.16
1+2	5GHz 802.11be EHT240 RU 996T*3	96.64	0.15

<Ant1>

802.11a

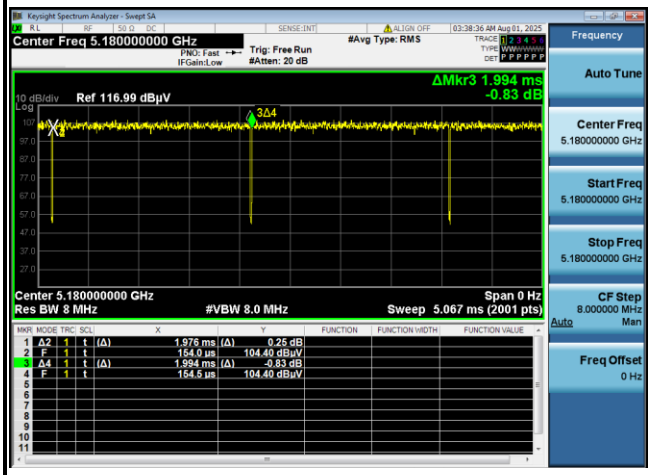

5GHz 802.11n HT20

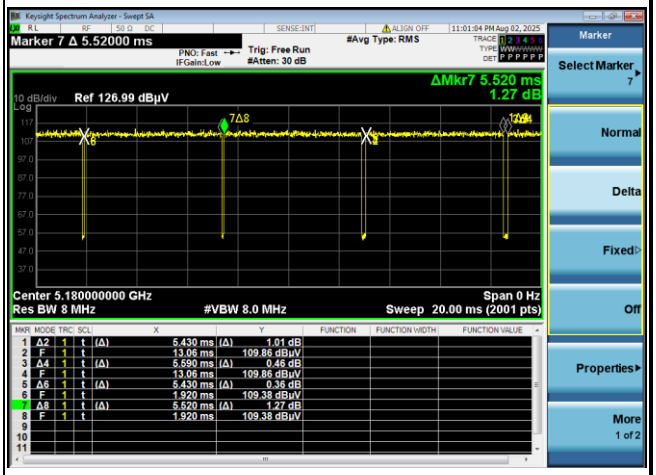

5GHz 802.11n HT40

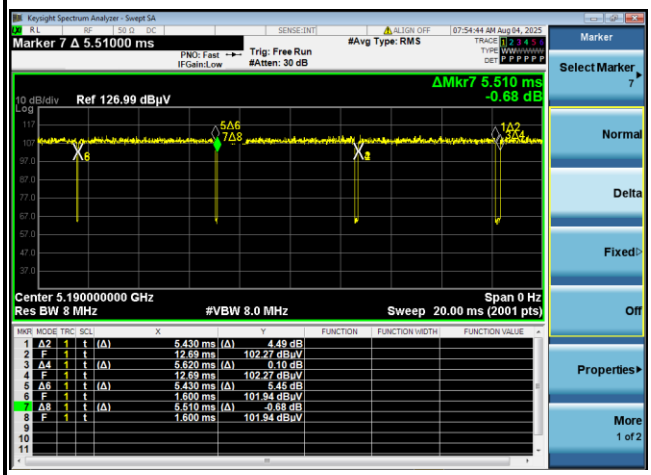

5GHz 802.11ac VHT80

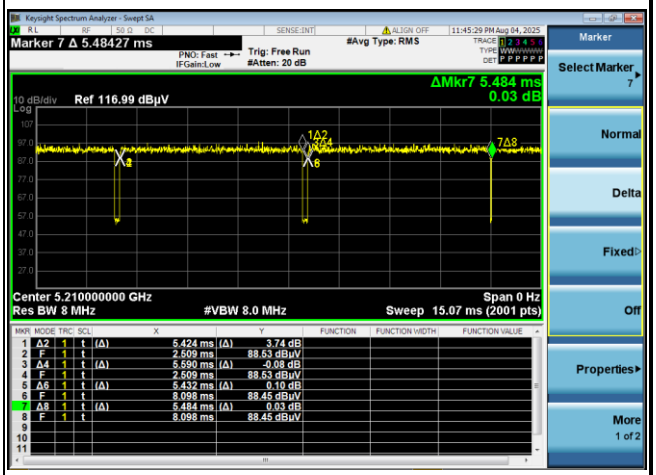

5GHz 802.11ac VHT160

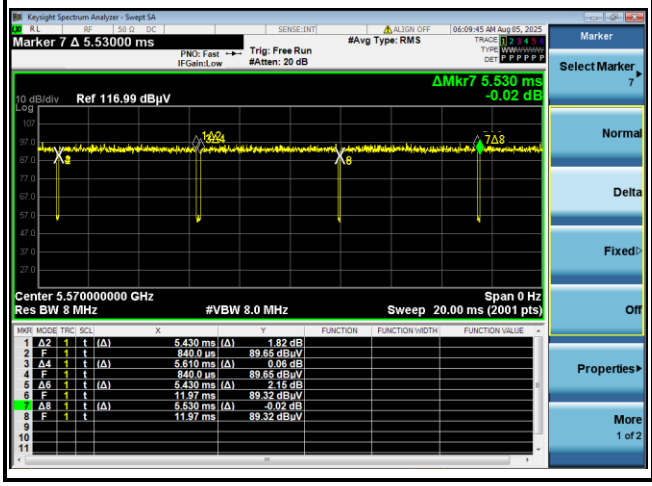

5GHz 802.11be EHT20 RU 242T

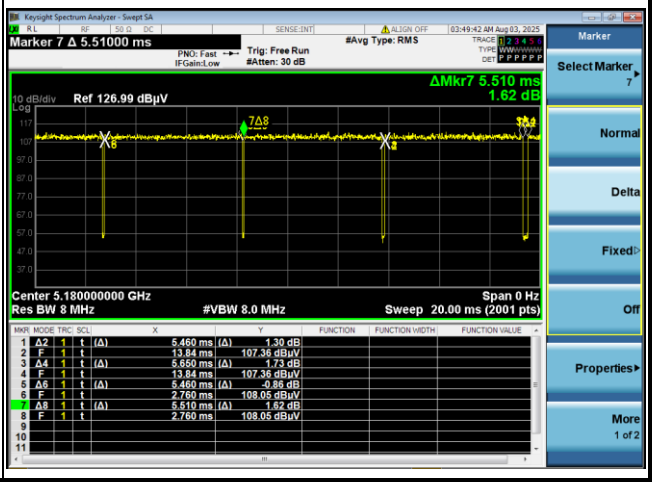

5GHz 802.11be EHT40 RU 484T	5GHz 802.11be EHT80 RU 996T
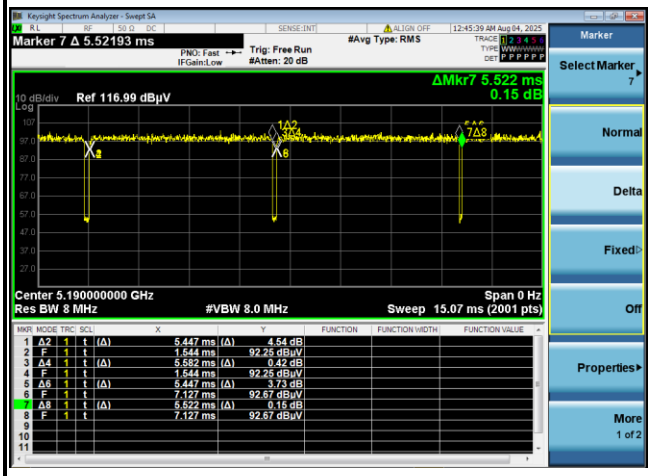	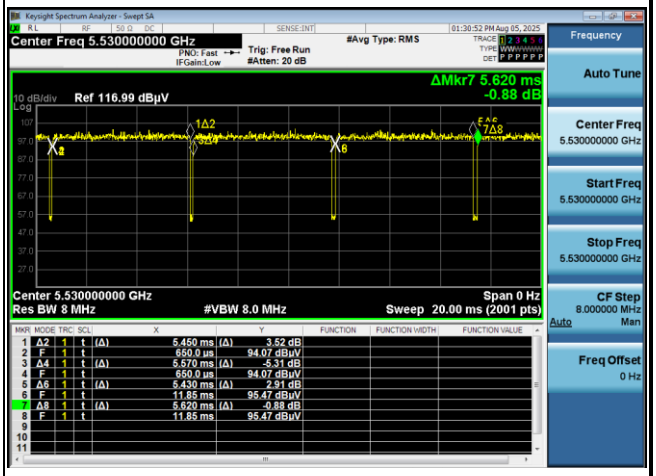
5GHz 802.11be EHT160 RU 996T*2	**5GHz 802.11be EHT240 RU 996T*3**
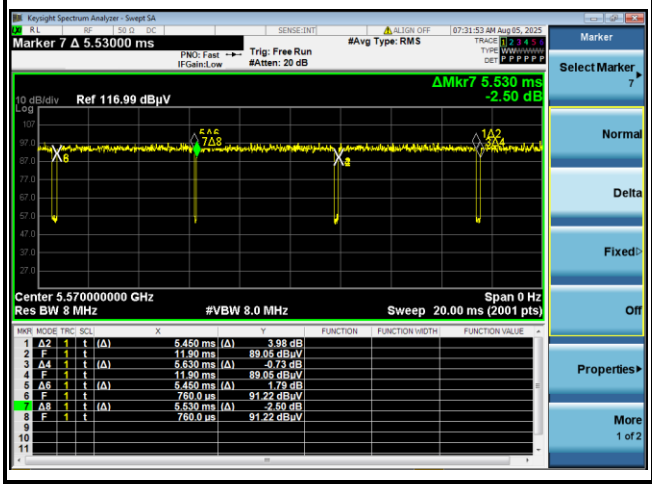	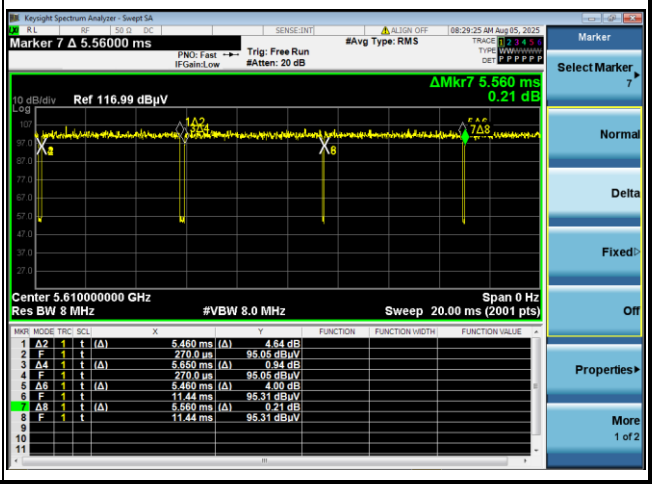

<Ant1+2>

802.11a	5GHz 802.11n HT20
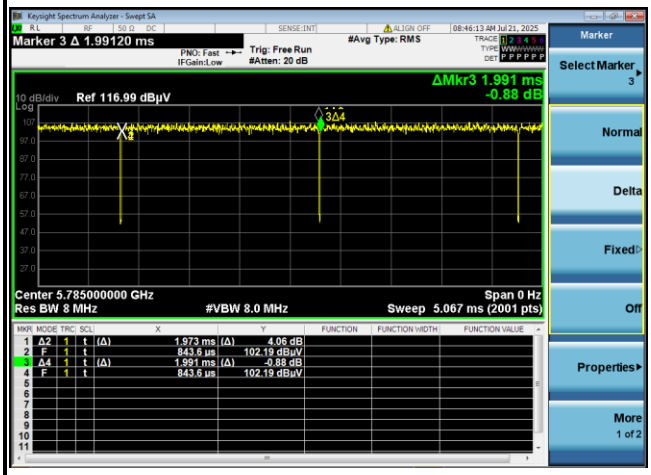	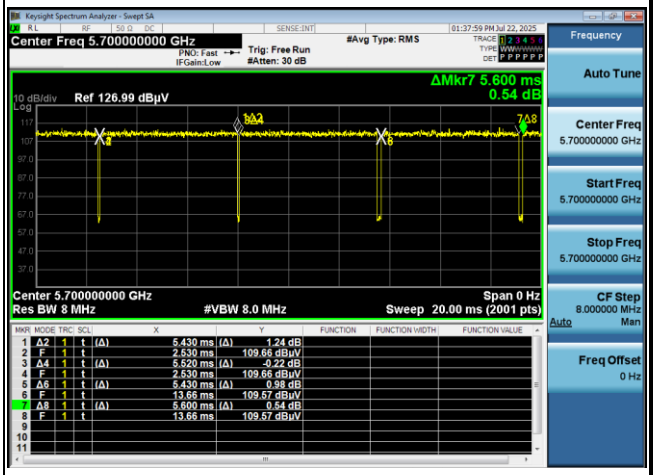
5GHz 802.11n HT40	**5GHz 802.11ac VHT80**
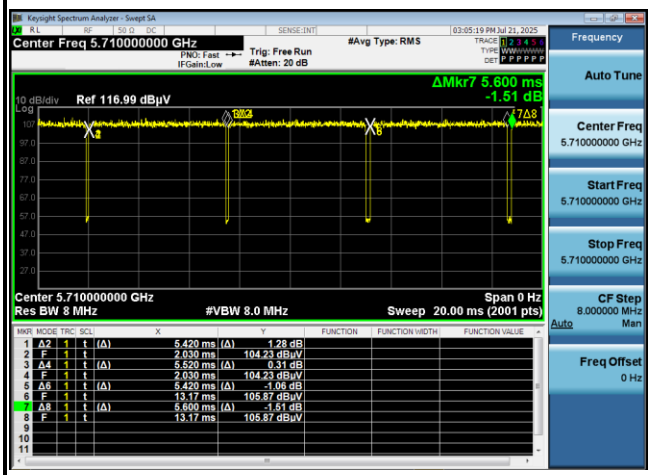	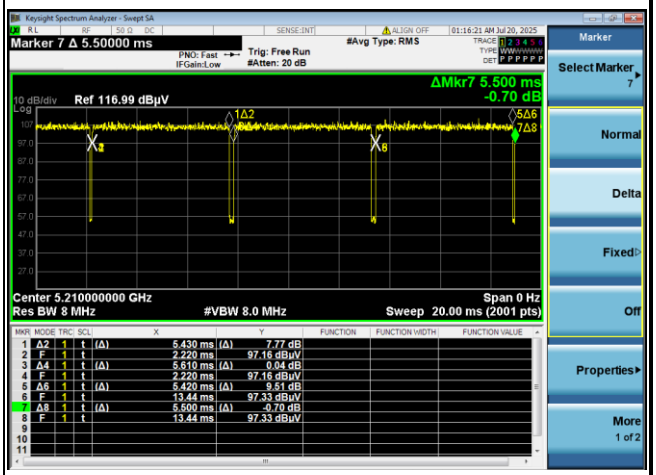
5GHz 802.11ac VHT160	**5GHz 802.11be EHT20 RU 242T**
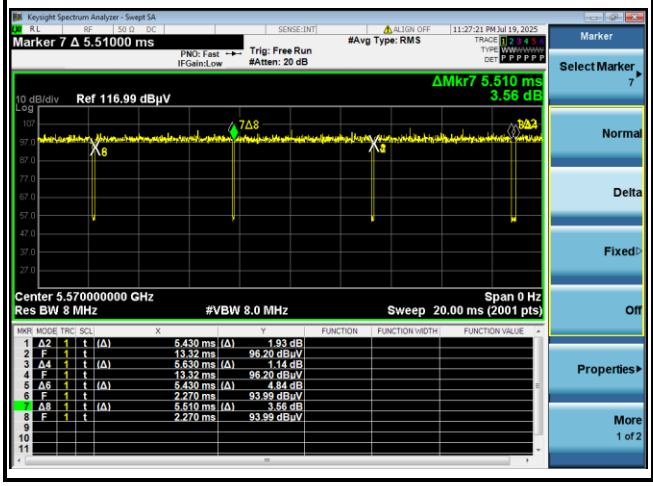	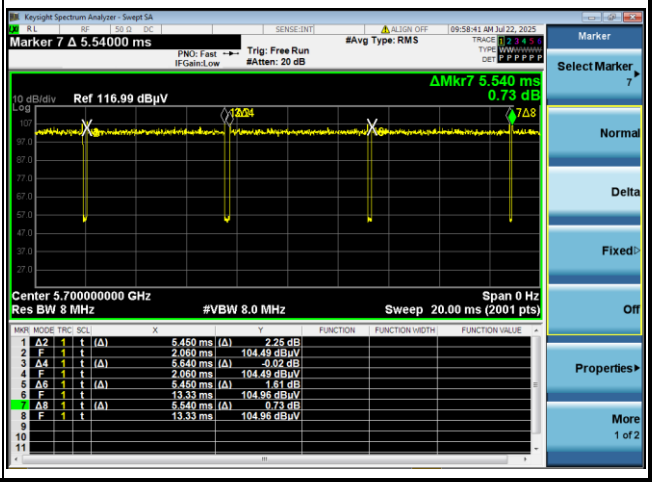

5GHz 802.11be EHT40 RU 484T	5GHz 802.11be EHT80 RU 996T
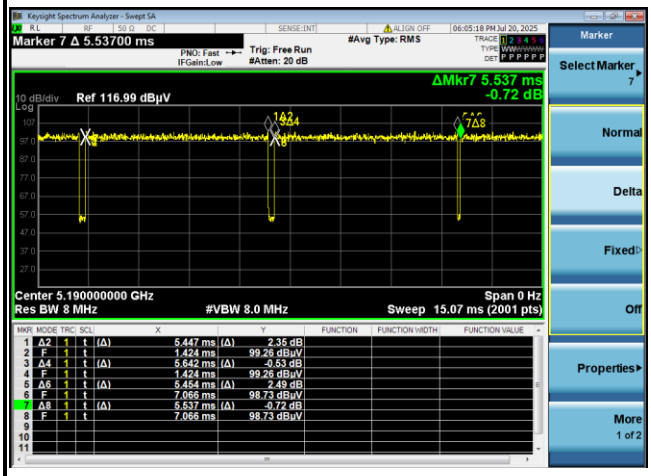	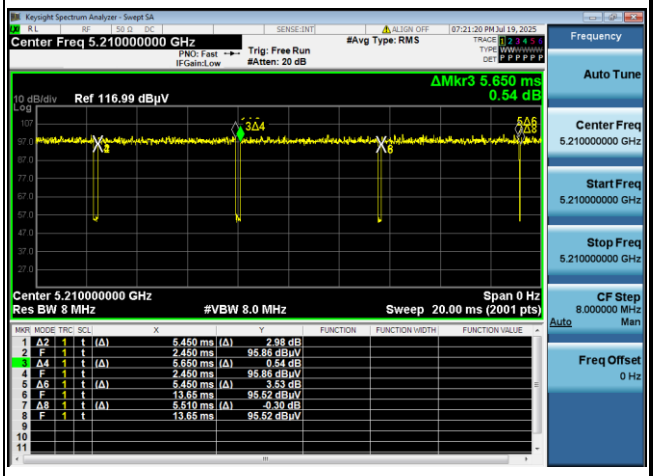
5GHz 802.11be EHT160 RU 996T*2	**5GHz 802.11be EHT240 RU 996T*3**
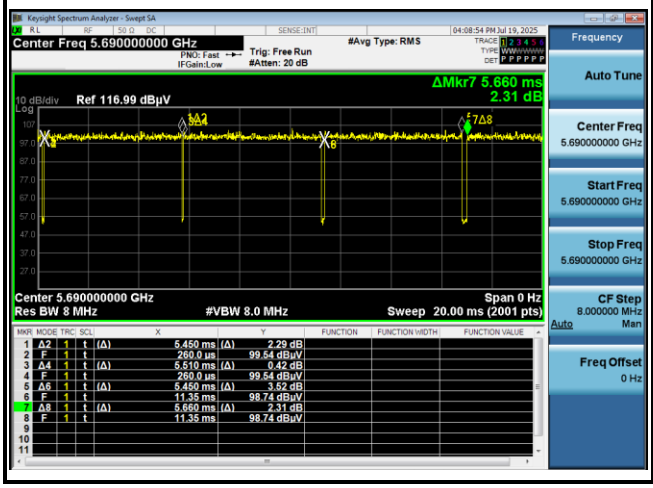	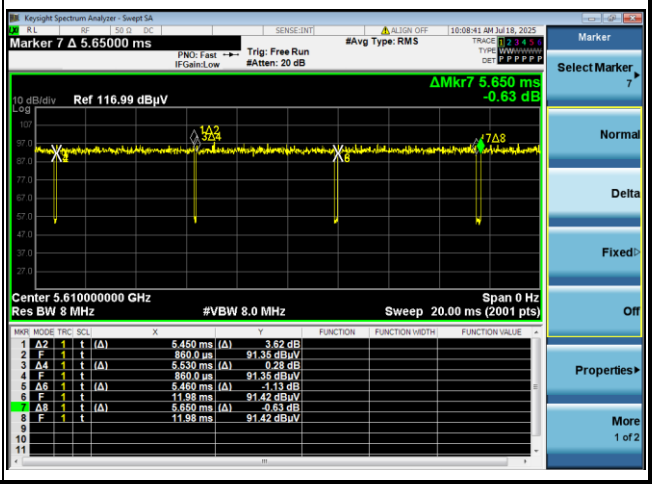

<For Conducted test>

<Ant. 1>

Antenna	Band	Duty-Cycle(%)	T(us)	Duty Factor(dB)
1	802.11a	99.16	1978	0.04
1	5GHz 802.11n HT20	96.62	5430	0.15
1	5GHz 802.11n HT40	96.53	5430	0.15
1	5GHz 802.11ac VHT80	100.00	500	0.00
1	5GHz 802.11ac VHT160	100.00	500	0.00
1	5GHz 802.11be EHT20 RU 242T	97.06	5455	0.13
1	5GHz 802.11be EHT40 RU 484T	97.24	5455	0.12
1	5GHz 802.11be EHT80 RU 996T	100.00	500	0.00
1	5GHz 802.11be EHT160 RU 996T*2	100.00	500	0.00
1	5GHz 802.11be EHT240 RU 996T*3	96.72	5455	0.14

Note: The duty factor applied for each channel is verified before PSD measurement, there might be negligible factor delta between low, middle and high channels so table above is just for reference only.

<Ant. 1>

802.11a

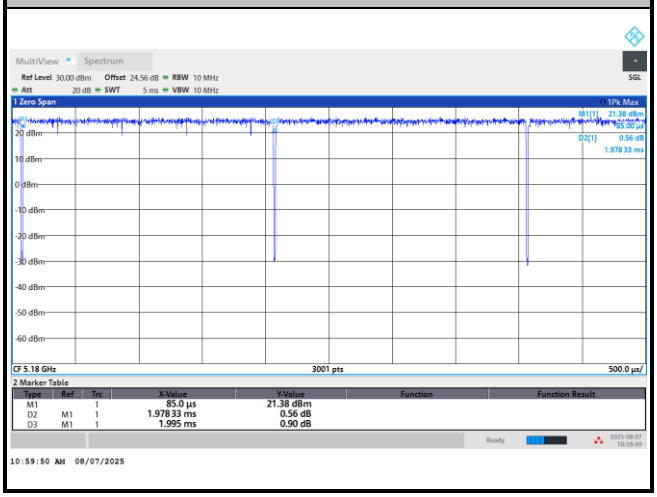

MIMO < Ant.1+2>

Antenna	Band	Duty-Cycle(%)	T(us)	Duty Factor(dB)
1+2	802.11a for Ant1	99.16	1977	0.04
1+2	802.11a for Ant2	99.16	1978	0.04
1+2	5GHz 802.11n HT20 for Ant1	97.40	5430	0.11
1+2	5GHz 802.11n HT20 for Ant2	97.75	5430	0.10
1+2	5GHz 802.11n HT40 for Ant1	97.05	5430	0.13
1+2	5GHz 802.11n HT40 for Ant2	96.62	5430	0.15
1+2	5GHz 802.11ac VHT80 for Ant1	100.00	500	0.00
1+2	5GHz 802.11ac VHT80 for Ant2	100.00	500	0.00
1+2	5GHz 802.11ac VHT160 for Ant1	100.00	500	0.00
1+2	5GHz 802.11ac VHT160 for Ant2	100.00	500	0.00
1+2	5GHz 802.11be EHT20 RU 242T for Ant1	97.06	5455	0.13
1+2	5GHz 802.11be EHT20 RU 242T for Ant2	97.50	5453	0.11
1+2	5GHz 802.11be EHT40 RU 484T for Ant1	96.55	5450	0.15
1+2	5GHz 802.11be EHT40 RU 484T for Ant2	97.15	5450	0.13
1+2	5GHz 802.11be EHT80 RU 996T for Ant1	100.00	500	0.00
1+2	5GHz 802.11be EHT80 RU 996T for Ant2	100.00	500	0.00
1+2	5GHz 802.11be EHT160 RU 996T*2 for Ant1	100.00	500	0.00
1+2	5GHz 802.11be EHT160 RU 996T*2 for Ant2	100.00	500	0.00
1+2	5GHz 802.11be EHT240 RU 996T*3 for Ant1	96.72	5450	0.14
1+2	5GHz 802.11be EHT240 RU 996T*3 for Ant2	96.38	5455	0.16

Note: The duty factor applied for each channel is verified before PSD measurement, there might be negligible factor delta between low, middle and high channels so table above is just for reference only.

MIMO <Ant. 1+2>
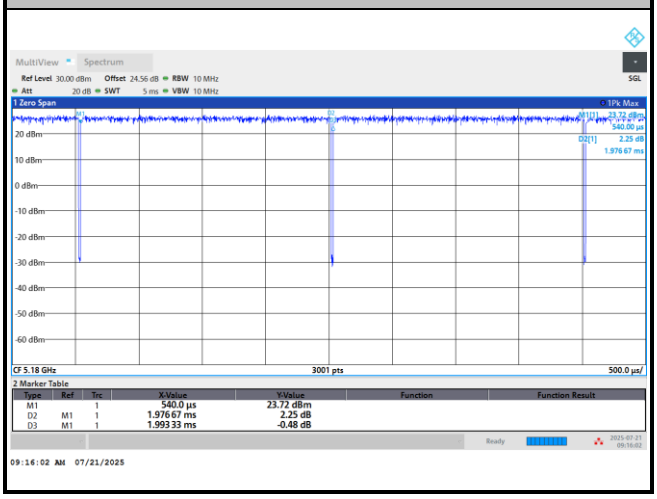
802.11a