Mode	10	
	Harmonic	
	U-NII-3_5.725-5.85_802.11be EHT20_CH149_RU 242T_5745MHz	
ANT	1+2(CDD)	
Pol.	Horizontal	Vertical
14.47G ~14.5G Avg	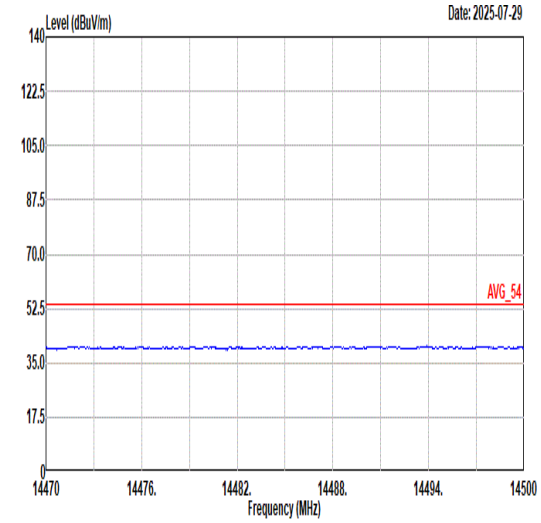 Site : 03CH11-HY Condition: AVG_54 3m 9120D_01620_240828 HORIZONTAL	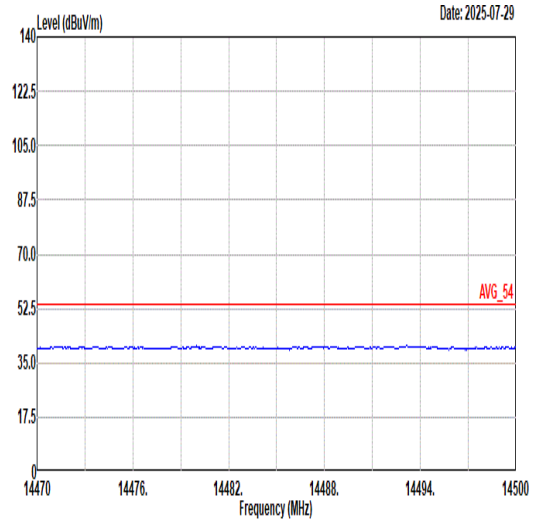 Site : 03CH11-HY Condition: AVG_54 3m 9120D_01620_240828 VERTICAL
17.7G ~18G Avg	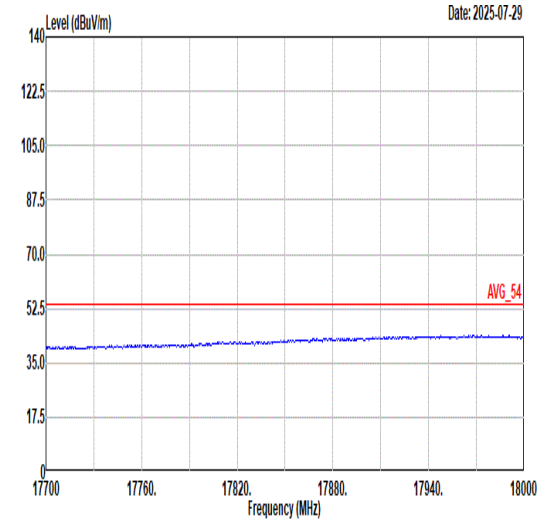 Site : 03CH11-HY Condition: AVG_54 3m 9120D_01620_240828 HORIZONTAL	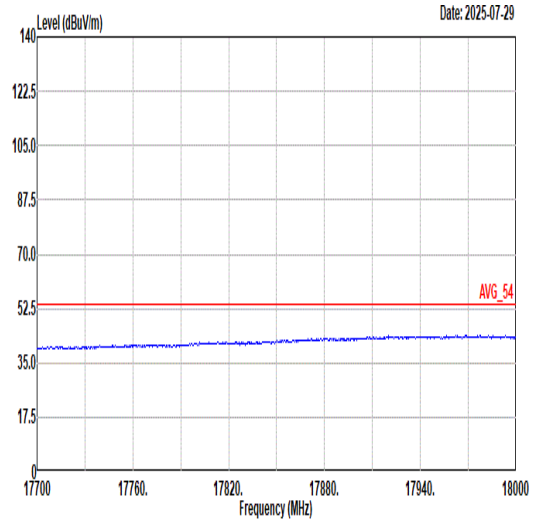 Site : 03CH11-HY Condition: AVG_54 3m 9120D_01620_240828 VERTICAL

Mode	11	
	Band Edge - L	
	U-NII-3_5.725-5.85_802.11be EHT20_CH157_RU 242T_5785MHz	
ANT	1+2(CDD)	
Pol.	Horizontal	Fundamental
Peak	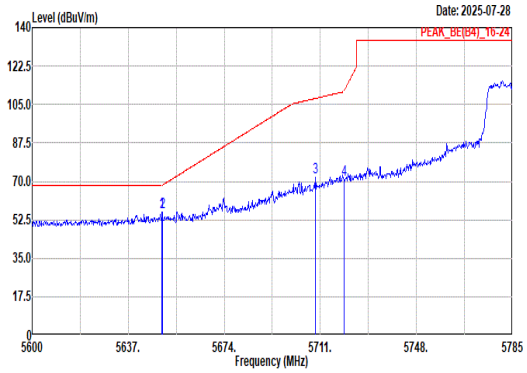 Site : 03CH11-HY Condition: PEAK_BE(B4)_16-24 3m 9120D_01620_240828 HORIZONTAL : RBW:1000.000kHz VBW:3000.000kHz SWT:Auto Freq Level Limit Line Margin Read Level Ant Factor Cable Loss Preamp Factor Aux Factor APos TPos Remark MHz dBuV/m dBuV/m dB dBuV dB/m dB dB dB cm deg 1 5649.95 55.84 68.20 -12.36 45.29 33.00 10.34 32.79 0.00 200 340 Peak 2 5650.14 56.22 68.30 -12.08 45.68 33.00 10.33 32.79 0.00 200 340 Peak 3 5708.97 71.98 107.71 -35.73 61.14 33.42 10.23 32.81 0.00 200 340 Peak 4 5720.07 70.96 110.95 -39.99 60.11 33.44 10.22 32.81 0.00 200 340 Peak	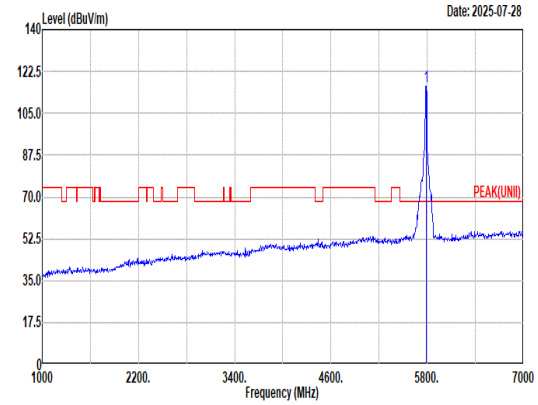 Site : 03CH11-HY Condition: PEAK(UNII) 3m 9120D_01620_240828 HORIZONTAL : RBW:1000.000kHz VBW:3000.000kHz SWT:Auto Freq Level Limit Line Margin Read Level Ant Factor Cable Loss Preamp Factor Aux Factor APos TPos Remark MHz dBuV/m dBuV/m dB dBuV dB/m dB dB dB cm deg 1 5785.00 116.48 ------ ------ 105.58 33.63 10.11 32.84 0.00 200 340 Peak
Avg	Blank	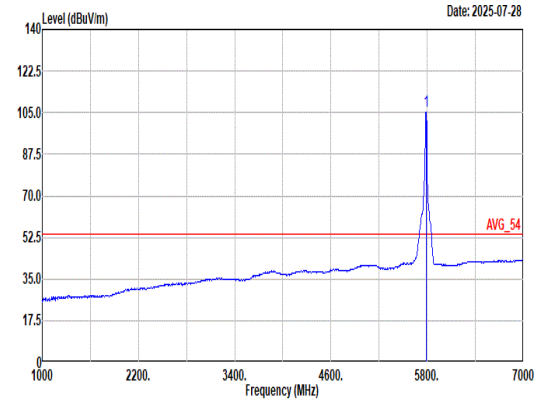 Site : 03CH11-HY Condition: AVG_54 3m 9120D_01620_240828 HORIZONTAL : RBW:1000.000kHz VBW:3000.000kHz SWT:Auto Freq Level Limit Line Margin Read Level Ant Factor Cable Loss Preamp Factor Aux Factor APos TPos Remark MHz dBuV/m dBuV/m dB dBuV dB/m dB dB dB cm deg 1 5785.00 105.42 ------ ------ 94.52 33.63 10.11 32.84 0.00 200 340 Average

Mode	11	
	Band Edge - R	
	U-NII-3_5.725-5.85_802.11be EHT20_CH157_RU 242T_5785MHz	
ANT	1+2(CDD)	
Pol.	Horizontal	Fundamental
Peak	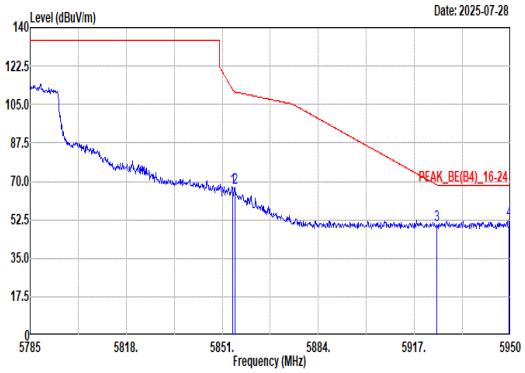 Site : 03CH11-HY Condition: PEAK_BE(B4)_16-24 3m 9120D_01620_240828 HORIZONTAL : RBW:1000.000kHz VBW:3000.000kHz SWT:Auto Limit Read Ant Cable Preamp Aux APos TPos Freq Level Line Margin Level Factor Loss Factor Factor Remark MHz dBuV/m dBuV/m dB dBuV dB/m dB dB dB cm deg 1 5854.47 67.30 112.02 -44.72 55.89 34.02 10.25 32.86 0.00 200 340 Peak 2 5855.46 66.96 110.67 -43.71 55.55 34.02 10.26 32.87 0.00 200 340 Peak 3 5924.76 50.37 68.38 -18.01 38.58 34.20 10.48 32.89 0.00 200 340 Peak 4 5949.51 52.31 68.20 -15.89 40.45 34.20 10.56 32.90 0.00 200 340 Peak	Blank

Mode	11	
	Band Edge - L	
	U-NII-3_5.725-5.85_802.11be EHT20_CH157_RU 242T_5785MHz	
ANT	1+2(CDD)	
Pol.	Vertical	Fundamental
Peak	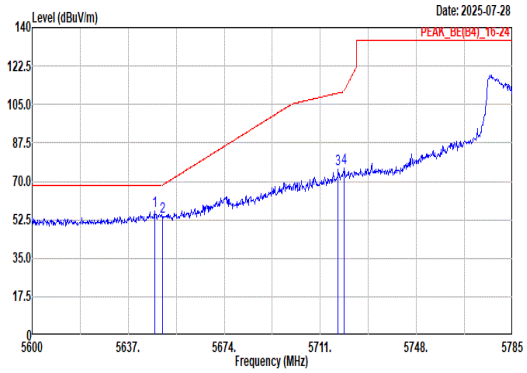 Site : 03CH11-HY Condition: PEAK_BE(B4)_16-24 3m 9120D_01620_240828 VERTICAL : RBW:1000.000kHz VBW:3000.000kHz SWT:Auto Freq Level Limit Line Margin Read Level Ant Factor Cable Loss Preamp Factor Aux Factor APos TPos Remark MHz dBuV/m dBuV/m dB dBuV dB/m dB dB dB cm deg 1 5647.18 56.70 68.20 -11.50 46.16 32.99 10.34 32.79 0.00 307 230 Peak 2 5650.14 54.10 68.30 -14.20 43.56 33.00 10.33 32.79 0.00 307 230 Peak 3 5717.85 75.70 110.20 -34.50 64.85 33.44 10.22 32.81 0.00 307 230 Peak 4 5720.25 76.17 111.37 -35.20 65.32 33.44 10.22 32.81 0.00 307 230 Peak	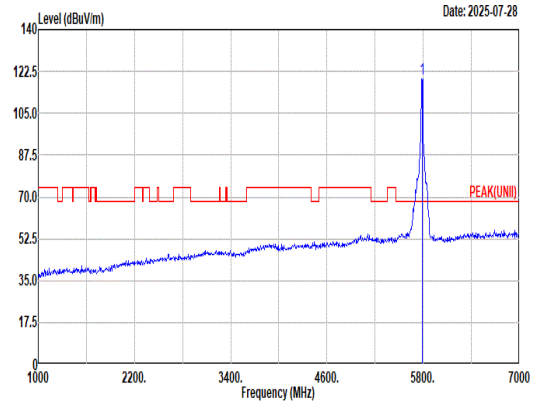 Site : 03CH11-HY Condition: PEAK(UNII) 3m 9120D_01620_240828 VERTICAL : RBW:1000.000kHz VBW:3000.000kHz SWT:Auto Freq Level Limit Line Margin Read Level Ant Factor Cable Loss Preamp Factor Aux Factor APos TPos Remark MHz dBuV/m dBuV/m dB dBuV dB/m dB dB dB cm deg 1 5785.00 119.54 ------ ------ 108.65 33.60 10.12 32.83 0.00 307 230 Peak
Avg	Blank	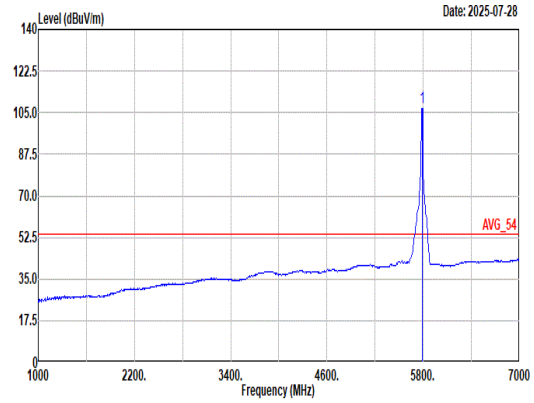 Site : 03CH11-HY Condition: AVG_54 3m 9120D_01620_240828 VERTICAL : RBW:1000.000kHz VBW:3000.000kHz SWT:Auto Freq Level Limit Line Margin Read Level Ant Factor Cable Loss Preamp Factor Aux Factor APos TPos Remark MHz dBuV/m dBuV/m dB dBuV dB/m dB dB dB cm deg 1 5785.00 107.06 ------ ------ 96.17 33.60 10.12 32.83 0.00 307 230 Average

Mode	11	
	Band Edge - R	
	U-NII-3_5.725-5.85_802.11be EHT20_CH157_RU 242T_5785MHz	
ANT	1+2(CDD)	
Pol.	Vertical	Fundamental
Peak	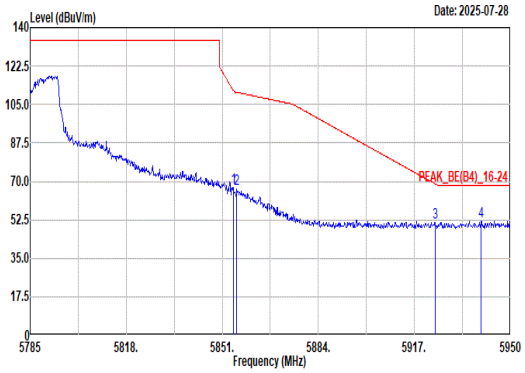 Site : 03CH11-HY Condition: PEAK_BE(B4)_16-24 3m 9120D_01620_240828 VERTICAL : RBW:1000.000kHz VBW:3000.000kHz SWT:Auto Freq Level Limit Line Margin Read Level Ant Factor Cable Loss Preamp Factor Aux Factor APos TPos Remark MHz dBuV/m dBuV/m dB dBuV dB/m dB dB dB cm deg 1 5854.80 66.84 111.27 -44.43 55.42 34.02 10.26 32.86 0.00 307 230 Peak 2 5855.95 66.44 110.53 -44.09 55.03 34.02 10.26 32.87 0.00 307 230 Peak 3 5924.10 51.23 68.87 -17.64 39.44 34.20 10.48 32.89 0.00 307 230 Peak 4 5939.77 51.87 68.20 -16.33 40.04 34.20 10.53 32.90 0.00 307 230 Peak	Blank

Mode	11	
	Harmonic	
	U-NII-3_5.725-5.85_802.11be EHT20_CH157_RU 242T_5785MHz	
ANT	1+2(CDD)	
Pol.	Horizontal	Vertical
Peak Avg	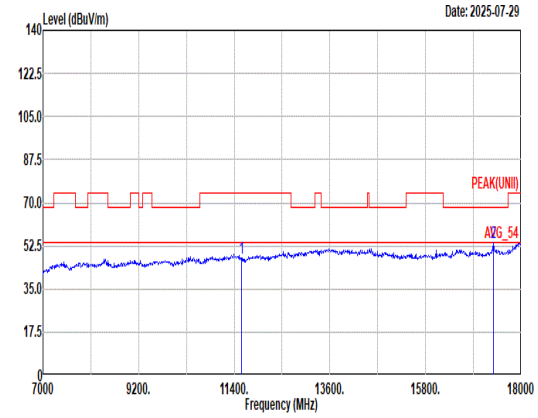 Site : 03CH11-HY Condition: PEAK(UNII) 3m 9120D_01620_240828 HORIZONTAL Freq Level Limit Line Margin Read Level Ant Factor Cable Loss Preamp Factor Aux Factor APos TPos Remark MHz dBuV/m dBuV/m dB dBuV dB/m dB dB dB cm deg 1 11570.00 47.61 74.00 -26.39 57.09 38.68 17.55 66.07 0.36 -- -- Peak 2 17355.00 53.66 68.20 -14.54 59.14 38.50 21.65 66.08 0.45 342 307 Peak	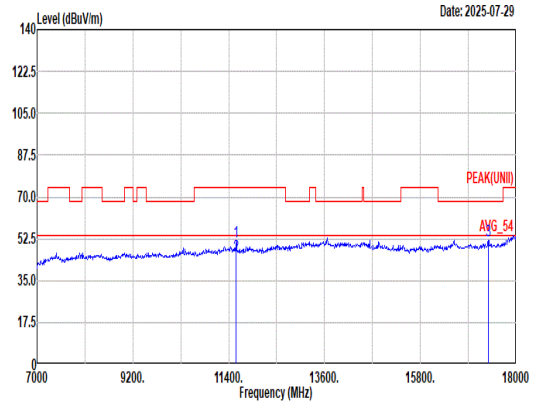 Site : 03CH11-HY Condition: PEAK(UNII) 3m 9120D_01620_240828 VERTICAL Freq Level Limit Line Margin Read Level Ant Factor Cable Loss Preamp Factor Aux Factor APos TPos Remark MHz dBuV/m dBuV/m dB dBuV dB/m dB dB dB cm deg 1 11570.00 51.42 74.00 -22.58 60.90 38.68 17.55 66.07 0.36 391 5 Peak 2 11570.00 45.67 54.00 -8.33 55.15 38.68 17.55 66.07 0.36 391 5 Average 3 17355.00 51.73 68.20 -16.47 57.21 38.50 21.65 66.08 0.45 -- -- Peak

Mode	11	
	Harmonic	
	U-NII-3_5.725-5.85_802.11be EHT20_CH157_RU 242T_5785MHz	
ANT	1+2(CDD)	
Pol.	Horizontal	Vertical
14.47G ~14.5G Avg	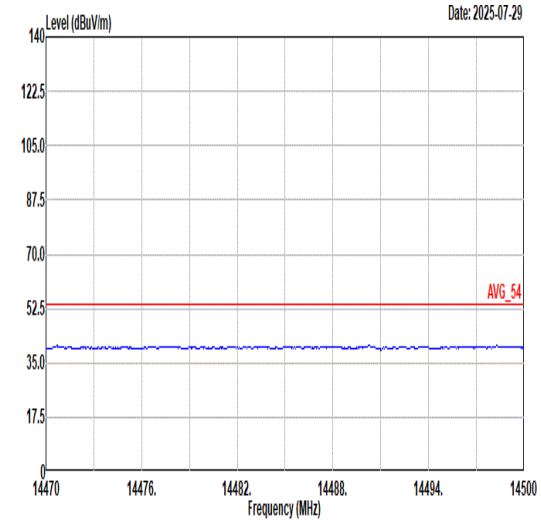 Site : 03CH11-HY Condition: AVG_54 3m 9120D_01620_240828 HORIZONTAL	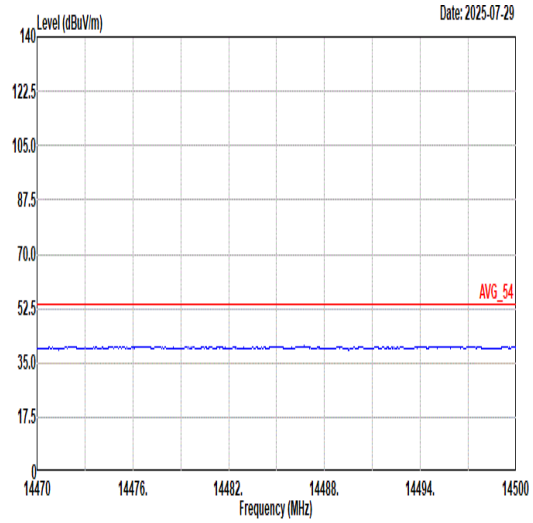 Site : 03CH11-HY Condition: AVG_54 3m 9120D_01620_240828 VERTICAL
17.7G ~18G Avg	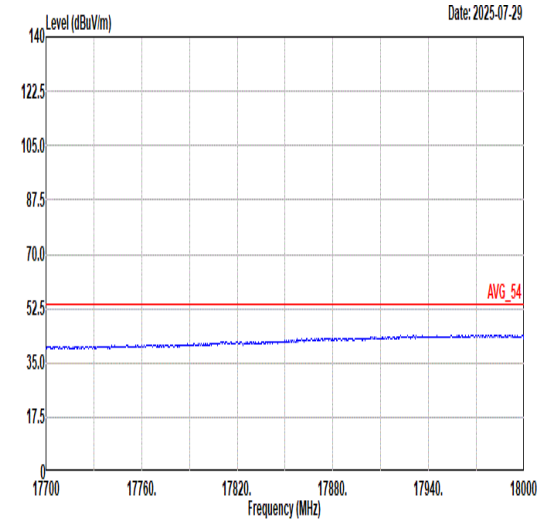 Site : 03CH11-HY Condition: AVG_54 3m 9120D_01620_240828 HORIZONTAL	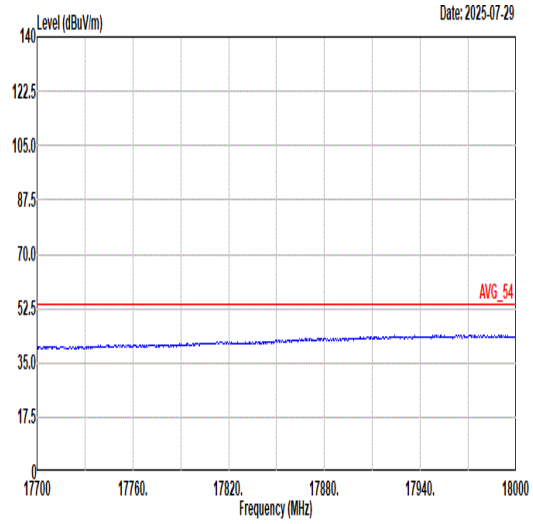 Site : 03CH11-HY Condition: AVG_54 3m 9120D_01620_240828 VERTICAL

Mode	12	
	Band Edge	
	U-NII-3_5.725-5.85_802.11be EHT20_CH161_RU 242T_5805MHz	
ANT	1+2(CDD)	
Pol.	Horizontal	Fundamental
Peak	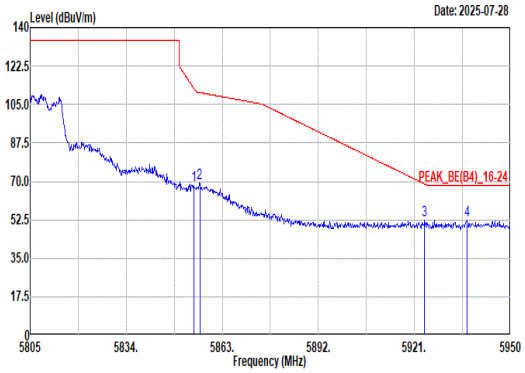 Site : 03CH11-HY Condition: PEAK_BE(B4)_16-24 3m 9120D_01620_240828 HORIZONTAL : RBW:1000.000kHz VBW:3000.000kHz SWT:Auto Freq Level Limit Line Margin Read Level Ant Factor Cable Loss Preamp Factor Aux Factor APos TPos Remark MHz dBuV/m dBuV/m dB dBuV dB/m dB dB dB cm deg 1 5854.45 68.25 112.06 -43.81 56.84 34.02 10.25 32.86 0.00 221 0 Peak 2 5856.19 69.05 110.47 -41.42 57.64 34.02 10.26 32.87 0.00 221 0 Peak 3 5924.05 52.38 68.90 -16.52 40.59 34.20 10.48 32.89 0.00 221 0 Peak 4 5936.81 52.37 68.20 -15.83 40.55 34.20 10.52 32.90 0.00 221 0 Peak	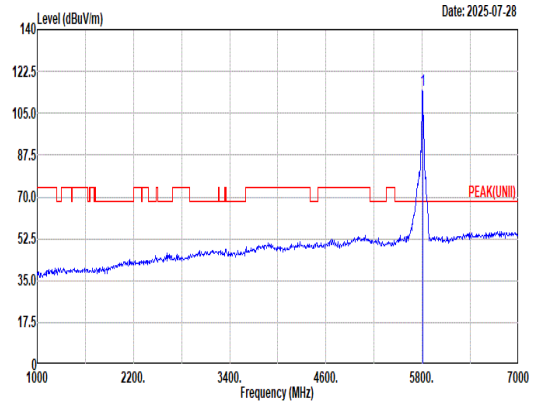 Site : 03CH11-HY Condition: PEAK(UNII) 3m 9120D_01620_240828 HORIZONTAL : RBW:1000.000kHz VBW:3000.000kHz SWT:Auto Freq Level Limit Line Margin Read Level Ant Factor Cable Loss Preamp Factor Aux Factor APos TPos Remark MHz dBuV/m dBuV/m dB dBuV dB/m dB dB dB cm deg 1 5805.00 114.40 ------ ------ 103.47 33.68 10.09 32.84 0.00 221 0 Peak
Avg	Blank	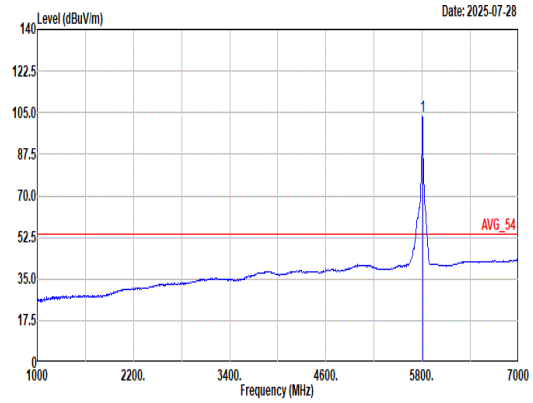 Site : 03CH11-HY Condition: AVG_54 3m 9120D_01620_240828 HORIZONTAL : RBW:1000.000kHz VBW:3000.000kHz SWT:Auto Freq Level Limit Line Margin Read Level Ant Factor Cable Loss Preamp Factor Aux Factor APos TPos Remark MHz dBuV/m dBuV/m dB dBuV dB/m dB dB dB cm deg 1 5805.00 103.62 ------ ------ 92.68 33.70 10.08 32.84 0.00 221 0 Average

Mode	12	
	Band Edge	
	U-NII-3_5.725-5.85_802.11be EHT20_CH161_RU 242T_5805MHz	
ANT	1+2(CDD)	
Pol.	Vertical	Fundamental
Peak	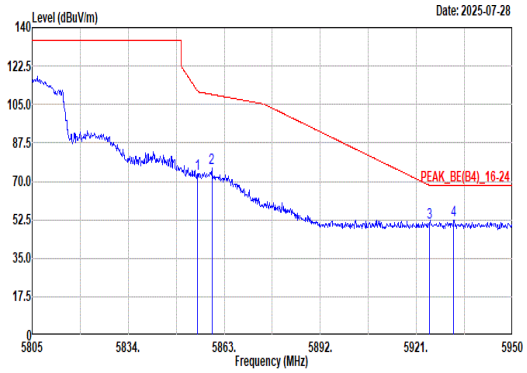 Site : 03CH11-HY Condition: PEAK_BE(B4)_16-24 3m 9120D_01620_240828 VERTICAL : RBW:1000.000kHz VBW:3000.000kHz SWT:Auto Freq Level Limit Line Margin Read Level Ant Factor Cable Loss Preamp Factor Aux Factor APos TPos Remark MHz dBuV/m dBuV/m dB dBuV dB/m dB dB dB cm deg 1 5854.88 73.35 111.07 -37.72 61.93 34.02 10.26 32.86 0.00 300 215 Peak 2 5859.23 75.87 109.61 -33.74 64.43 34.04 10.27 32.87 0.00 300 215 Peak 3 5924.92 51.49 68.26 -16.77 39.70 34.20 10.48 32.89 0.00 300 215 Peak 4 5932.31 52.24 68.20 -15.96 40.43 34.20 10.50 32.89 0.00 300 215 Peak	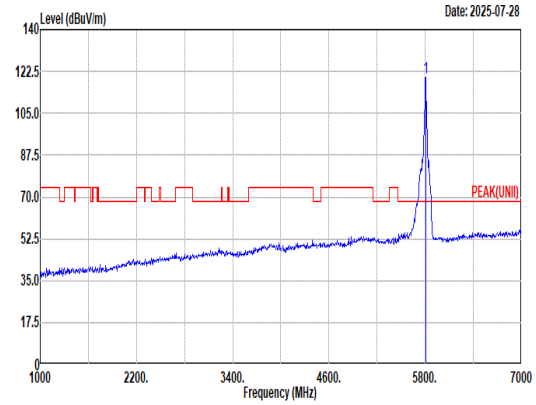 Site : 03CH11-HY Condition: PEAK(UNII) 3m 9120D_01620_240828 VERTICAL : RBW:1000.000kHz VBW:3000.000kHz SWT:Auto Freq Level Limit Line Margin Read Level Ant Factor Cable Loss Preamp Factor Aux Factor APos TPos Remark MHz dBuV/m dBuV/m dB dBuV dB/m dB dB dB cm deg 1 5805.00 120.10 ------ ------ 109.11 33.74 10.10 32.85 0.00 300 215 Peak
Avg	Blank	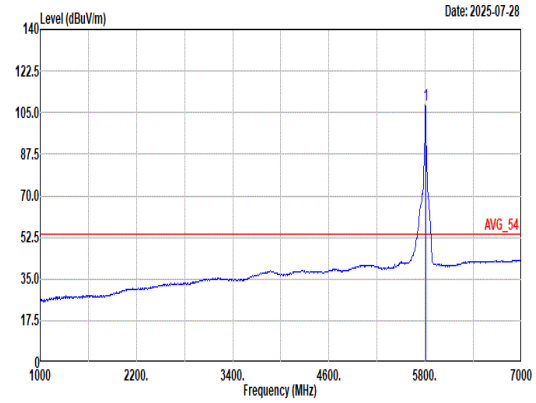 Site : 03CH11-HY Condition: AVG_54 3m 9120D_01620_240828 VERTICAL : RBW:1000.000kHz VBW:3000.000kHz SWT:Auto Freq Level Limit Line Margin Read Level Ant Factor Cable Loss Preamp Factor Aux Factor APos TPos Remark MHz dBuV/m dBuV/m dB dBuV dB/m dB dB dB cm deg 1 5805.00 108.55 ------ ------ 97.61 33.70 10.08 32.84 0.00 300 215 Average

Mode	12	
	Harmonic	
	U-NII-3_5.725-5.85_802.11be EHT20_CH161_RU 242T_5805MHz	
ANT	1+2(CDD)	
Pol.	Horizontal	Vertical
Peak Avg	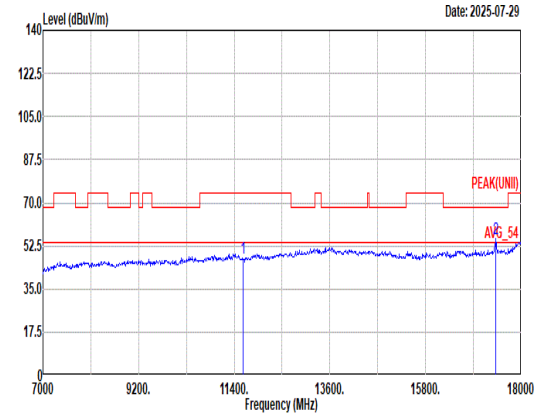 Site : 03CH11-HY Condition: PEAK(UNII) 3m 9120D_01620_240828 HORIZONTAL Freq Level Limit Line Margin Read Level Ant Factor Cable Loss Preamp Factor Aux Factor APos TPos Remark MHz dBuV/m dBuV/m dB dBuV dB/m dB dB dB cm deg 1 11610.00 47.66 74.00 -26.34 57.29 38.48 17.58 66.06 0.37 -- -- Peak 2 17415.00 55.38 68.20 -12.82 60.87 38.50 21.69 66.13 0.45 298 65 Peak	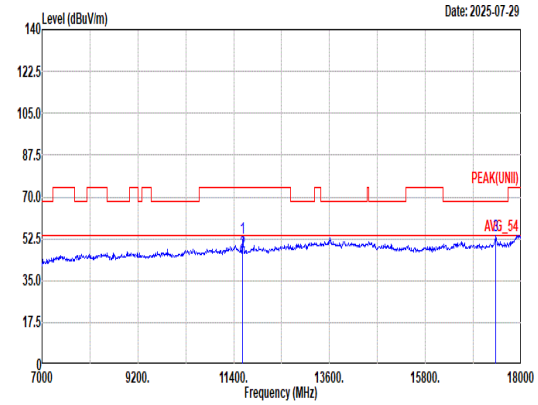 Site : 03CH11-HY Condition: PEAK(UNII) 3m 9120D_01620_240828 VERTICAL Freq Level Limit Line Margin Read Level Ant Factor Cable Loss Preamp Factor Aux Factor APos TPos Remark MHz dBuV/m dBuV/m dB dBuV dB/m dB dB dB cm deg 1 11610.00 53.09 74.00 -20.91 62.72 38.48 17.58 66.06 0.37 344 311 Peak 2 11610.00 46.89 54.00 -7.11 56.52 38.48 17.58 66.06 0.37 344 311 Average 3 17415.00 53.64 68.20 -14.56 59.13 38.50 21.69 66.13 0.45 278 2 Peak

Mode	12	
	Harmonic	
	U-NII-3_5.725-5.85_802.11be EHT20_CH161_RU 242T_5805MHz	
ANT	1+2(CDD)	
Pol.	Horizontal	Vertical
14.47G ~14.5G Avg	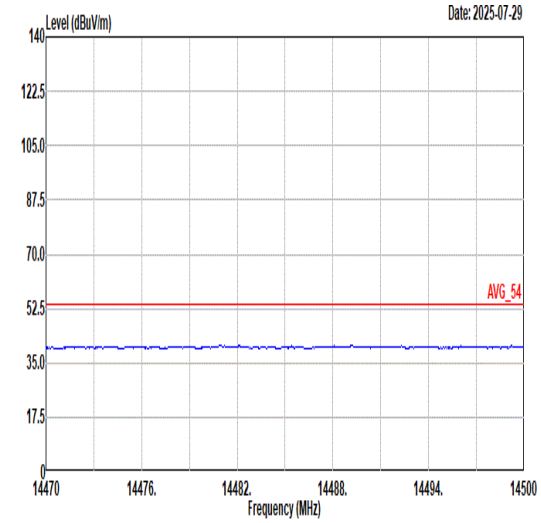 Site : 03CH11-HY Condition: AVG_54 3m 9120D_01620_240828 HORIZONTAL	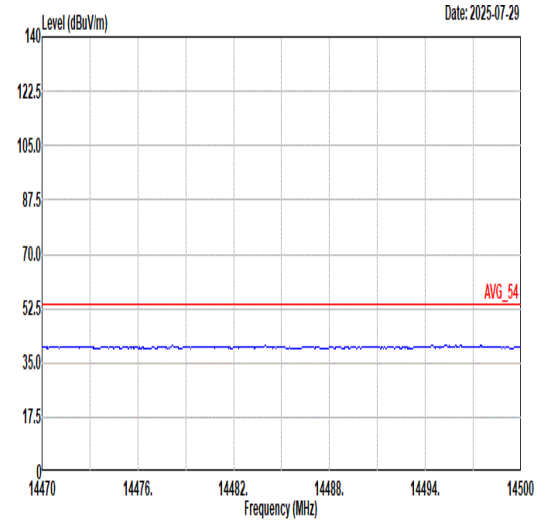 Site : 03CH11-HY Condition: AVG_54 3m 9120D_01620_240828 VERTICAL
17.7G ~18G Avg	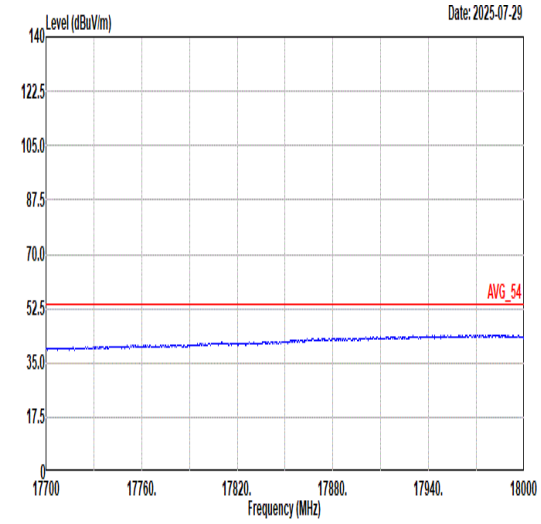 Site : 03CH11-HY Condition: AVG_54 3m 9120D_01620_240828 HORIZONTAL	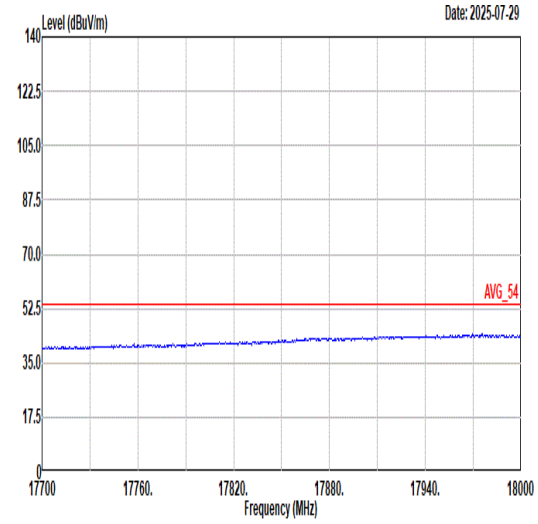 Site : 03CH11-HY Condition: AVG_54 3m 9120D_01620_240828 VERTICAL

Mode	13	
	Band Edge - L	
	U-NII-3_5.725-5.85_802.11be EHT40_CH151_RU 484T_5755MHz	
ANT	1+2(CDD)	
Pol.	Horizontal	Fundamental
Peak	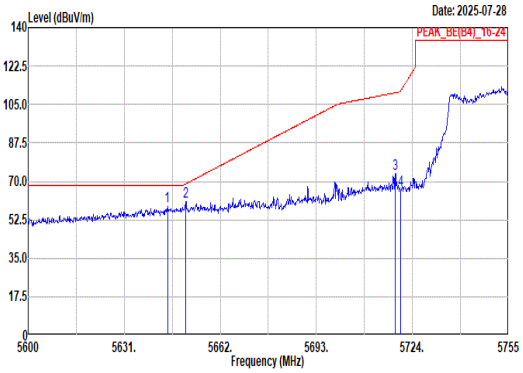 Site : 03CH11-HY Condition: PEAK_BE(B4)_16-24 3m 9120D_01620_240828 HORIZONTAL : RBW:1000.000kHz VBW:3000.000kHz SWT:Auto Freq Level Limit Line Margin Read Level Ant Factor Cable Loss Preamp Factor Aux Factor APos TPos Remark 1 5644.95 58.41 68.20 -9.79 47.88 32.98 10.34 32.79 0.00 200 340 Peak 2 5650.84 60.67 68.82 -8.15 50.12 33.01 10.33 32.79 0.00 200 340 Peak 3 5718.42 73.44 110.36 -36.92 62.59 33.44 10.22 32.81 0.00 200 340 Peak 4 5720.13 66.27 111.09 -44.82 55.42 33.44 10.22 32.81 0.00 200 340 Peak	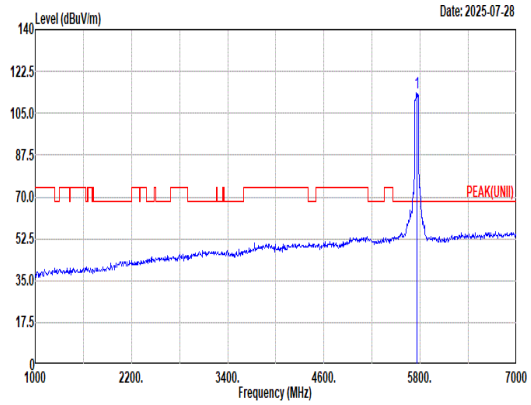 Site : 03CH11-HY Condition: PEAK(UNII) 3m 9120D_01620_240828 HORIZONTAL : RBW:1000.000kHz VBW:3000.000kHz SWT:Auto Freq Level Limit Line Margin Read Level Ant Factor Cable Loss Preamp Factor Aux Factor APos TPos Remark 1 5755.00 113.48 ------ ------ 102.64 33.51 10.16 32.83 0.00 200 340 Peak
Avg	Blank	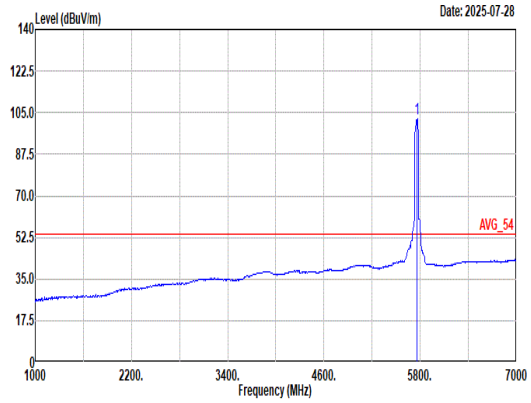 Site : 03CH11-HY Condition: AVG_54 3m 9120D_01620_240828 HORIZONTAL : RBW:1000.000kHz VBW:3000.000kHz SWT:Auto Freq Level Limit Line Margin Read Level Ant Factor Cable Loss Preamp Factor Aux Factor APos TPos Remark 1 5755.00 102.43 ------ ------ 91.55 33.58 10.13 32.83 0.00 200 340 Average

Mode	13	
	Band Edge - R	
	U-NII-3_5.725-5.85_802.11be EHT40_CH151_RU 484T_5755MHz	
ANT	1+2(CDD)	
Pol.	Horizontal	Fundamental
Peak	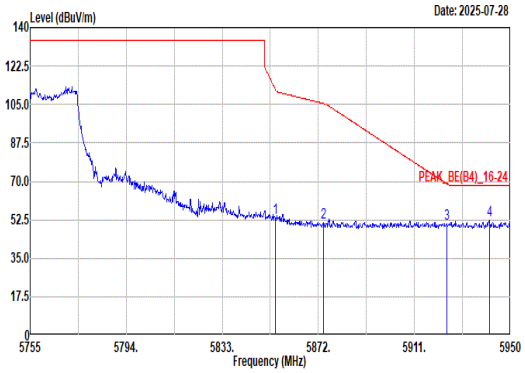 Site : 03CH11-HY Condition: PEAK_BE(B4)_16-24 3m 9120D_01620_240828 HORIZONTAL : RBW:1000.000kHz VBW:3000.000kHz SWT:Auto Freq Level Limit Line Margin Read Level Ant Factor Cable Loss Preamp Factor Aux Factor APos TPos Remark MHz dBuV/m dBuV/m dB dBuV dB/m dB dB dB cm deg 1 5854.65 53.26 111.61 -58.35 41.85 34.02 10.25 32.86 0.00 200 340 Peak 2 5873.95 51.02 105.49 -54.47 39.47 34.10 10.32 32.87 0.00 200 340 Peak 3 5924.07 50.79 68.89 -18.10 39.00 34.20 10.48 32.89 0.00 200 340 Peak 4 5941.42 52.44 68.20 -15.76 40.61 34.20 10.53 32.90 0.00 200 340 Peak	Blank

Mode	13	
	Band Edge - L	
	U-NII-3_5.725-5.85_802.11be EHT40_CH151_RU 484T_5755MHz	
ANT	1+2(CDD)	
Pol.	Vertical	Fundamental
Peak	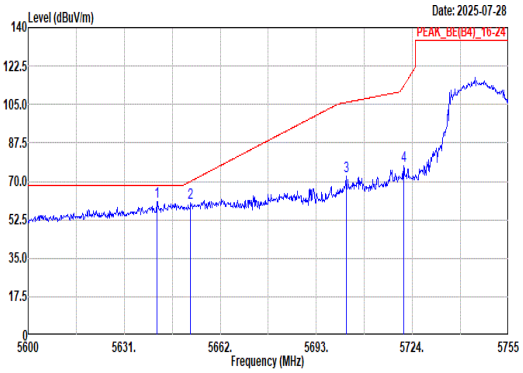 Site : 03CH11-HY Condition: PEAK_BE(B4)_16-24 3m 9120D_01620_240828 VERTICAL : RBW:1000.000kHz VBW:3000.000kHz SWT:Auto Freq Level Limit Line Margin Read Level Ant Factor Cable Loss Preamp Factor Aux Factor APos TPos Remark 1 5641.54 60.85 68.20 -7.35 50.31 32.97 10.35 32.78 0.00 315 232 Peak 2 5652.39 60.08 69.98 -9.90 49.52 33.02 10.33 32.79 0.00 315 232 Peak 3 5702.61 72.34 105.93 -33.59 61.49 33.41 10.25 32.81 0.00 315 232 Peak 4 5721.21 77.13 113.56 -36.43 66.29 33.44 10.21 32.81 0.00 315 232 Peak	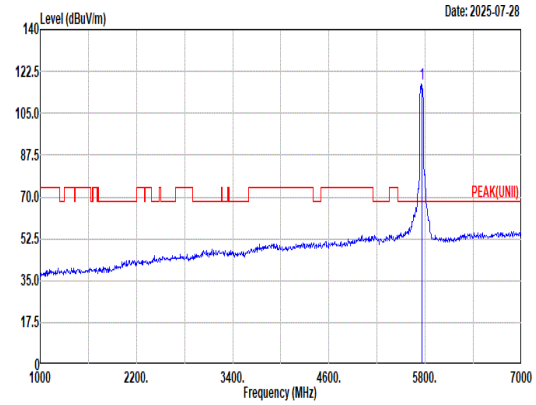 Site : 03CH11-HY Condition: PEAK(UNII) 3m 9120D_01620_240828 VERTICAL : RBW:1000.000kHz VBW:3000.000kHz SWT:Auto Freq Level Limit Line Margin Read Level Ant Factor Cable Loss Preamp Factor Aux Factor APos TPos Remark 1 5755.00 117.29 ------ ------ 106.45 33.49 10.17 32.82 0.00 315 232 Peak
Avg	Blank	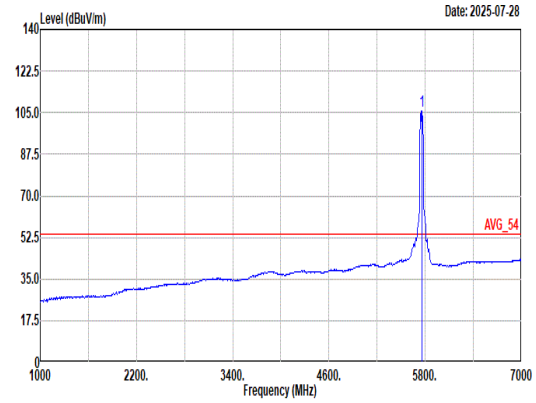 Site : 03CH11-HY Condition: AVG_54 3m 9120D_01620_240828 VERTICAL : RBW:1000.000kHz VBW:3000.000kHz SWT:Auto Freq Level Limit Line Margin Read Level Ant Factor Cable Loss Preamp Factor Aux Factor APos TPos Remark 1 5755.00 105.87 ------ ------ 95.03 33.49 10.17 32.82 0.00 315 232 Average

Mode	13	
	Band Edge - R	
	U-NII-3_5.725-5.85_802.11be EHT40_CH151_RU 484T_5755MHz	
ANT	1+2(CDD)	
Pol.	Vertical	Fundamental
Peak	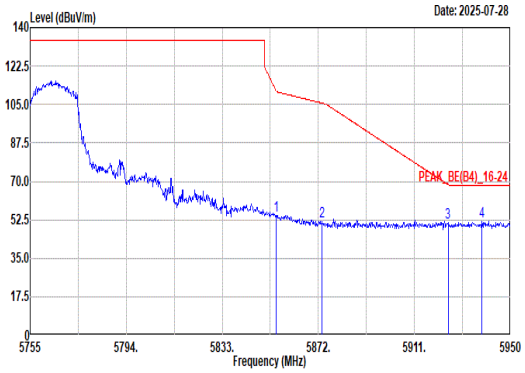 Site : 03CH11-HY Condition: PEAK_BE(B4)_16-24 3m 9120D_01620_240828 VERTICAL : RBW:1000.000kHz VBW:3000.000kHz SWT:Auto Freq Level Limit Line Margin Read Level Ant Factor Cable Loss Preamp Factor Aux Factor APos TPos Remark MHz dBuV/m dBuV/m dB dBuV dB/m dB dB dB cm deg 1 5854.84 54.52 111.16 -56.64 43.10 34.02 10.26 32.86 0.00 315 232 Peak 2 5873.56 51.71 105.60 -53.89 40.17 34.09 10.32 32.87 0.00 315 232 Peak 3 5924.65 51.02 68.46 -17.44 39.23 34.20 10.48 32.89 0.00 315 232 Peak 4 5938.50 51.79 68.20 -16.41 39.97 34.20 10.52 32.90 0.00 315 232 Peak	Blank

Mode	14	
	Band Edge - L	
	U-NII-3_5.725-5.85_802.11be EHT40_CH159_RU 484T_5795MHz	
ANT	1+2(CDD)	
Pol.	Horizontal	Fundamental
Peak	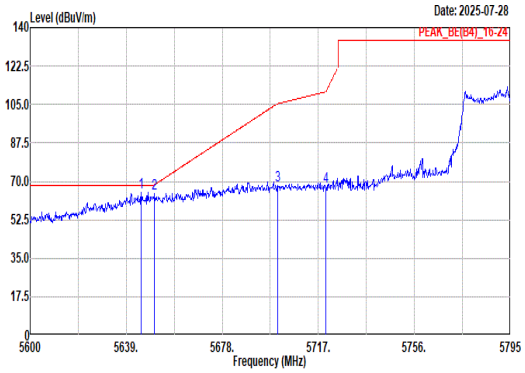 Site : 03CH11-HY Condition: PEAK_BE(B4)_16-24 3m 9120D_01620_240828 HORIZONTAL : RBW:1000.000kHz VBW:3000.000kHz SWT:Auto Freq Level Limit Line Margin Read Level Ant Factor Cable Loss Preamp Factor Aux Factor APos TPos Remark MHz dBuV/m dBuV/m dB dBuV dB/m dB dB dB cm deg 1 5645.05 65.21 68.20 -2.99 54.68 32.98 10.34 32.79 0.00 200 340 Peak 2 5650.51 64.41 68.58 -4.17 53.87 33.00 10.33 32.79 0.00 200 340 Peak 3 5700.43 68.15 105.32 -37.17 57.31 33.40 10.25 32.81 0.00 200 340 Peak 4 5720.12 67.68 111.07 -43.39 56.83 33.44 10.22 32.81 0.00 200 340 Peak	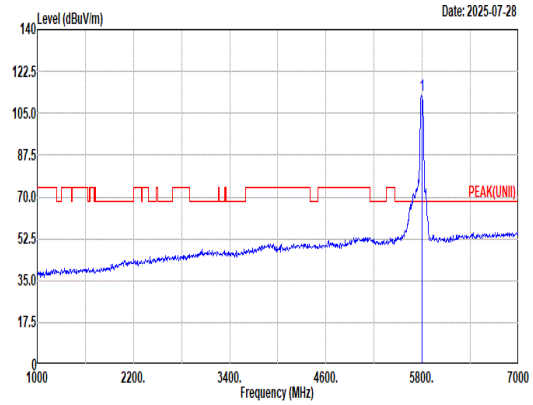 Site : 03CH11-HY Condition: PEAK(UNII) 3m 9120D_01620_240828 HORIZONTAL : RBW:1000.000kHz VBW:3000.000kHz SWT:Auto Freq Level Limit Line Margin Read Level Ant Factor Cable Loss Preamp Factor Aux Factor APos TPos Remark MHz dBuV/m dBuV/m dB dBuV dB/m dB dB dB cm deg 1 5795.00 112.51 ------ ------ 101.60 33.65 10.10 32.84 0.00 200 340 Peak
Avg	Blank	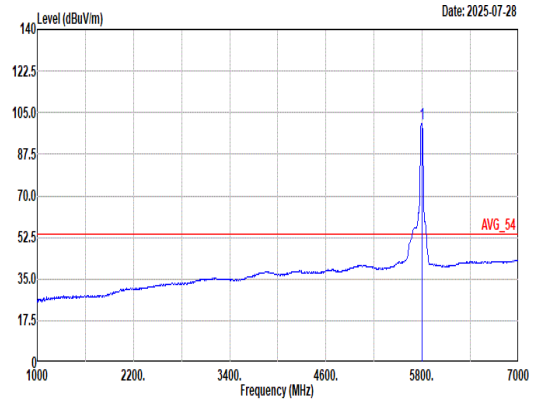 Site : 03CH11-HY Condition: AVG_54 3m 9120D_01620_240828 HORIZONTAL : RBW:1000.000kHz VBW:3000.000kHz SWT:Auto Freq Level Limit Line Margin Read Level Ant Factor Cable Loss Preamp Factor Aux Factor APos TPos Remark MHz dBuV/m dBuV/m dB dBuV dB/m dB dB dB cm deg 1 5795.00 100.39 ------ ------ 89.46 33.68 10.09 32.84 0.00 200 340 Average

Mode	14	
	Band Edge - R	
	U-NII-3_5.725-5.85_802.11be EHT40_CH159_RU 484T_5795MHz	
ANT	1+2(CDD)	
Pol.	Horizontal	Fundamental
Peak	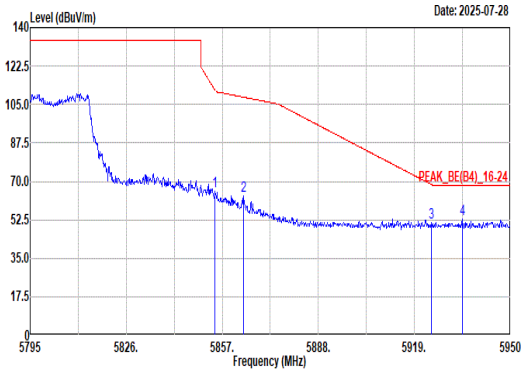 Site : 03CH11-HY Condition: PEAK_BE(B4)_16-24 3m 9120D_01620_240828 HORIZONTAL : RBW:1000.000kHz VBW:3000.000kHz SWT:Auto Limit Read Ant Cable Preamp Aux APos TPos Freq Level Line Margin Level Factor Loss Factor Factor Remark MHz dBuV/m dBuV/m dB dBuV dB/m dB dB dB cm deg 1 5854.68 65.72 111.54 -45.82 54.31 34.02 10.25 32.86 0.00 200 340 Peak 2 5863.82 63.14 108.33 -45.19 51.67 34.06 10.28 32.87 0.00 200 340 Peak 3 5924.58 51.16 68.51 -17.35 39.37 34.20 10.48 32.89 0.00 200 340 Peak 4 5934.50 52.66 68.20 -15.54 40.85 34.20 10.51 32.90 0.00 200 340 Peak	Blank

Mode	14	
	Band Edge - L	
	U-NII-3_5.725-5.85_802.11be EHT40_CH159_RU 484T_5795MHz	
ANT	1+2(CDD)	
Pol.	Vertical	Fundamental
Peak	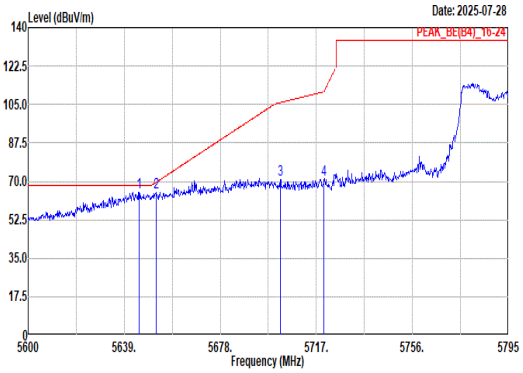 Site : 03CH11-HY Condition: PEAK_BE(B4)_16-24 3m 9120D_01620_240828 VERTICAL : RBW:1000.000kHz VBW:3000.000kHz SWT:Auto Freq Level Limit Line Margin Read Level Ant Factor Cable Loss Preamp Factor Aux Factor APos TPos Remark MHz dBuV/m dBuV/m dB dBuV dB/m dB dB dB cm deg 1 5645.05 64.88 68.20 -3.32 54.35 32.98 10.34 32.79 0.00 325 224 Peak 2 5651.87 65.14 69.59 -4.45 54.59 33.01 10.33 32.79 0.00 325 224 Peak 3 5702.38 70.80 105.87 -35.07 59.96 33.40 10.25 32.81 0.00 325 224 Peak 4 5720.12 70.97 111.07 -40.10 60.12 33.44 10.22 32.81 0.00 325 224 Peak	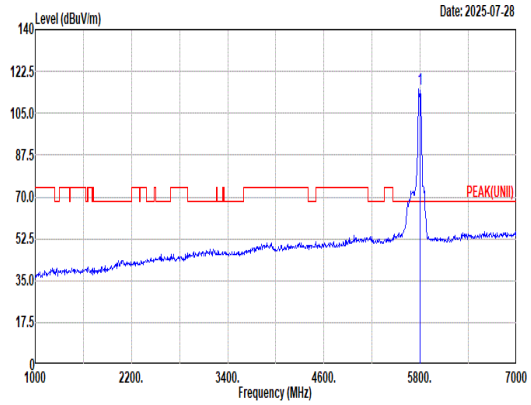 Site : 03CH11-HY Condition: PEAK(UNII) 3m 9120D_01620_240828 VERTICAL : RBW:1000.000kHz VBW:3000.000kHz SWT:Auto Freq Level Limit Line Margin Read Level Ant Factor Cable Loss Preamp Factor Aux Factor APos TPos Remark MHz dBuV/m dBuV/m dB dBuV dB/m dB dB dB cm deg 1 5795.00 115.39 ------ ------ 104.50 33.60 10.12 32.83 0.00 325 224 Peak
Avg	Blank	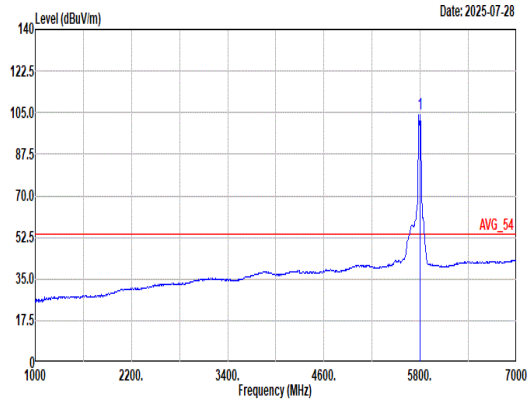 Site : 03CH11-HY Condition: AVG_54 3m 9120D_01620_240828 VERTICAL : RBW:1000.000kHz VBW:3000.000kHz SWT:Auto Freq Level Limit Line Margin Read Level Ant Factor Cable Loss Preamp Factor Aux Factor APos TPos Remark MHz dBuV/m dBuV/m dB dBuV dB/m dB dB dB cm deg 1 5795.00 104.45 ------ ------ 93.55 33.63 10.11 32.84 0.00 325 224 Average

Mode	14	
	Band Edge - R	
	U-NII-3_5.725-5.85_802.11be EHT40_CH159_RU 484T_5795MHz	
ANT	1+2(CDD)	
Pol.	Vertical	Fundamental
Peak	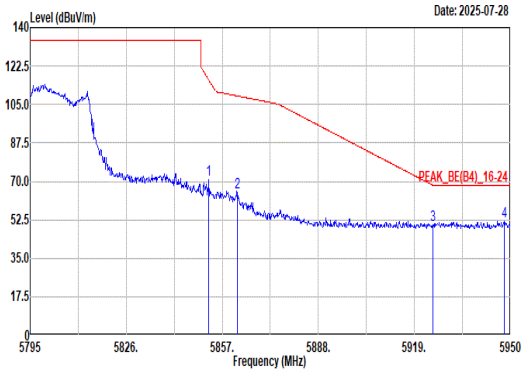 Site : 03CH11-HY Condition: PEAK_BE(B4)_16-24 3m 9120D_01620_240828 VERTICAL : RBW:1000.000kHz VBW:3000.000kHz SWT:Auto Freq Level Limit Line Margin Read Level Ant Factor Cable Loss Preamp Factor Aux Factor APos TPos Remark MHz dBuV/m dBuV/m dB dBuV dB/m dB dB dB cm deg 1 5852.66 70.57 116.13 -45.56 59.17 34.01 10.25 32.86 0.00 325 224 Peak 2 5861.81 65.24 108.89 -43.65 53.78 34.05 10.28 32.87 0.00 325 224 Peak 3 5924.89 49.94 68.28 -18.34 38.15 34.20 10.48 32.89 0.00 325 224 Peak 4 5947.99 51.79 68.20 -16.41 39.94 34.20 10.55 32.90 0.00 325 224 Peak	Blank

Mode	15	
	Band Edge - L	
	U-NII-3_5.725-5.85_802.11be EHT80_CH155_RU 996T_5775MHz	
ANT	1+2(CDD)	
Pol.	Horizontal	Fundamental
Peak	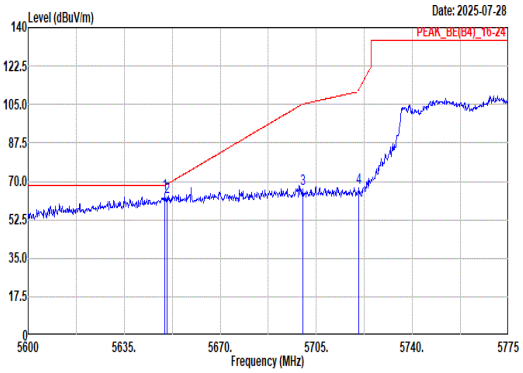 Site : 03CH11-HY Condition: PEAK_BE(B4)_16-24 3m 9120D_01620_240828 HORIZONTAL : RBW:1000.000kHz VBW:3000.000kHz SWT:Auto Freq Level Limit Line Margin Read Level Ant Factor Cable Loss Preamp Factor Aux Factor APos TPos Remark 1 5649.88 64.38 68.20 -3.82 53.83 33.00 10.34 32.79 0.00 200 342 Peak 2 5650.58 62.76 68.63 -5.87 52.22 33.00 10.33 32.79 0.00 200 342 Peak 3 5700.10 66.33 105.23 -38.90 55.49 33.40 10.25 32.81 0.00 200 342 Peak 4 5720.58 67.23 112.11 -44.88 56.38 33.44 10.22 32.81 0.00 200 342 Peak	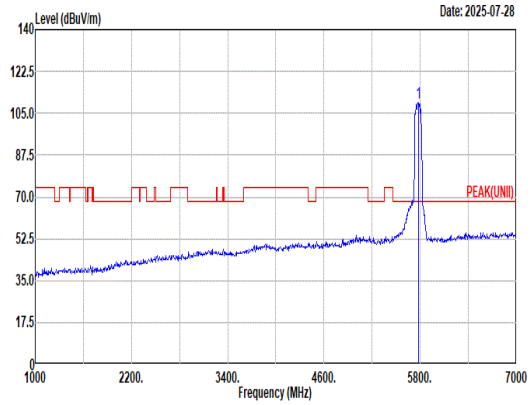 Site : 03CH11-HY Condition: PEAK(UNII) 3m 9120D_01620_240828 HORIZONTAL : RBW:1000.000kHz VBW:3000.000kHz SWT:Auto Freq Level Limit Line Margin Read Level Ant Factor Cable Loss Preamp Factor Aux Factor APos TPos Remark 1 5775.00 109.48 ------ ------ 98.60 33.58 10.13 32.83 0.00 200 342 Peak
Avg	Blank	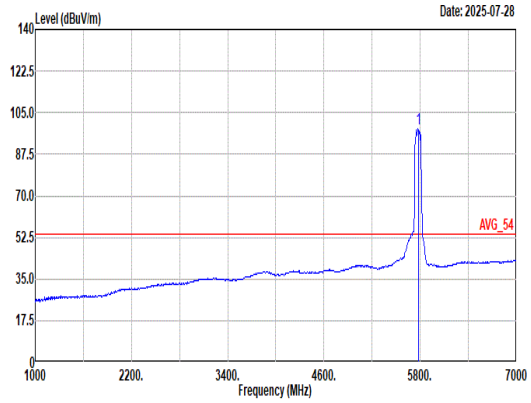 Site : 03CH11-HY Condition: AVG_54 3m 9120D_01620_240828 HORIZONTAL : RBW:1000.000kHz VBW:3000.000kHz SWT:Auto Freq Level Limit Line Margin Read Level Ant Factor Cable Loss Preamp Factor Aux Factor APos TPos Remark 1 5775.00 98.52 ------ ------ 87.64 33.58 10.13 32.83 0.00 200 342 Average

Mode	15	
	Band Edge - R	
	U-NII-3_5.725-5.85_802.11be EHT80_CH155_RU 996T_5775MHz	
ANT	1+2(CDD)	
Pol.	Horizontal	Fundamental
Peak	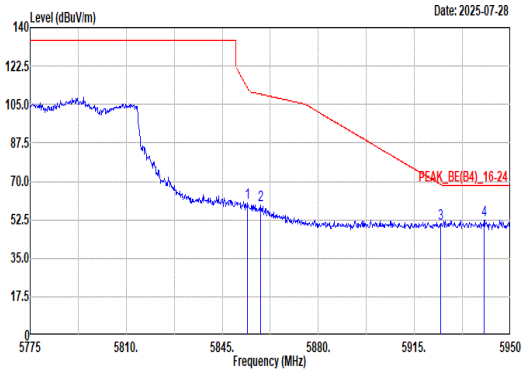 Site : 03CH11-HY Condition: PEAK_BE(B4)_16-24 3m 9120D_01620_240828 HORIZONTAL : RBW:1000.000kHz VBW:3000.000kHz SWT:Auto Limit Read Ant Cable Preamp Aux APos TPos Freq Level Line Margin Level Factor Loss Factor Factor Remark MHz dBuV/m dBuV/m dB dBuV dB/m dB dB dB cm deg 1 5854.28 60.48 112.45 -51.97 49.07 34.02 10.25 32.86 0.00 200 342 Peak 2 5859.00 59.20 109.68 -50.48 47.76 34.04 10.27 32.87 0.00 200 342 Peak 3 5924.45 50.94 68.61 -17.67 39.15 34.20 10.48 32.89 0.00 200 342 Peak 4 5940.38 52.19 68.20 -16.01 40.36 34.20 10.53 32.90 0.00 200 342 Peak	Blank

Mode	15	
	Band Edge - L	
	U-NII-3_5.725-5.85_802.11be EHT80_CH155_RU 996T_5775MHz	
ANT	1+2(CDD)	
Pol.	Vertical	Fundamental
Peak	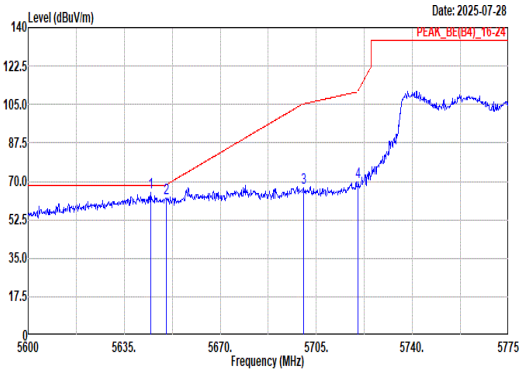 Site : 03CH11-HY Condition: PEAK_BE(B4)_16-24 3m 9120D_01620_240828 VERTICAL : RBW:1000.000kHz VBW:3000.000kHz SWT:Auto 1 5644.80 65.14 68.20 -3.06 54.61 32.98 10.34 32.79 0.00 300 222 Peak 2 5650.23 62.36 68.37 -6.01 51.82 33.00 10.33 32.79 0.00 300 222 Peak 3 5700.28 67.26 105.28 -38.02 56.42 33.40 10.25 32.81 0.00 300 222 Peak 4 5720.23 69.57 111.31 -41.74 58.72 33.44 10.22 32.81 0.00 300 222 Peak	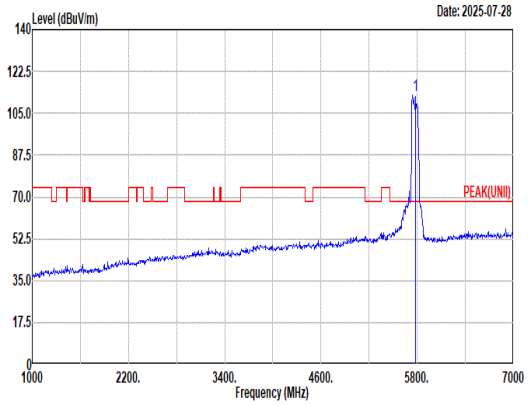 Site : 03CH11-HY Condition: PEAK(UNII) 3m 9120D_01620_240828 VERTICAL : RBW:1000.000kHz VBW:3000.000kHz SWT:Auto 1 5775.00 112.40 ------ ------ 101.56 33.48 10.18 32.82 0.00 300 222 Peak
Avg	Blank	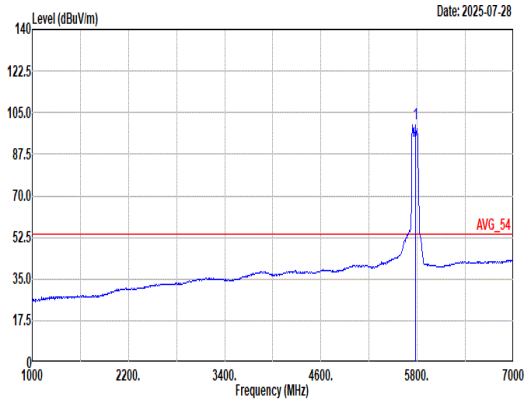 Site : 03CH11-HY Condition: AVG_54 3m 9120D_01620_240828 VERTICAL : RBW:1000.000kHz VBW:3000.000kHz SWT:Auto 1 5775.00 100.26 ------ ------ 89.42 33.48 10.18 32.82 0.00 300 222 Average

Mode	15	
	Band Edge - R	
	U-NII-3_5.725-5.85_802.11be EHT80_CH155_RU 996T_5775MHz	
ANT	1+2(CDD)	
Pol.	Vertical	Fundamental
Peak	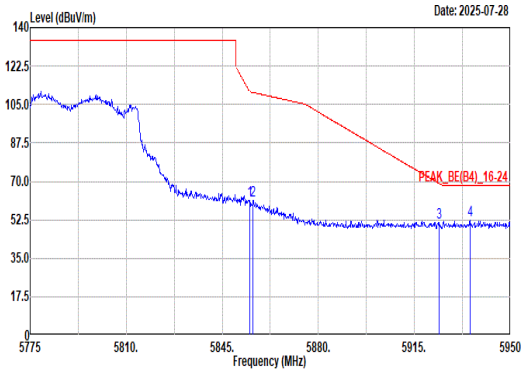 Site : 03CH11-HY Condition: PEAK_BE(B4)_16-24 3m 9120D_01620_240828 VERTICAL : RBW:1000.000kHz VBW:3000.000kHz SWT:Auto Limit Read Ant Cable Preamp Aux APos TPos Freq Level Line Margin Level Factor Loss Factor Factor Remark MHz dBuV/m dBuV/m dB dBuV dB/m dB dB dB cm deg 1 5854.98 61.52 110.86 -49.34 50.10 34.02 10.26 32.86 0.00 300 222 Peak 2 5856.20 61.32 110.46 -49.14 49.91 34.02 10.26 32.87 0.00 300 222 Peak 3 5923.93 51.48 68.99 -17.51 39.69 34.20 10.48 32.89 0.00 300 222 Peak 4 5935.30 52.11 68.20 -16.09 40.30 34.20 10.51 32.90 0.00 300 222 Peak	Blank

Mode	16	
	Band Edge - L	
	U-NII-3_5.725-5.85_802.11n HT40_CH159_5795MHz	
ANT	1	
Pol.	Horizontal	Fundamental
Peak	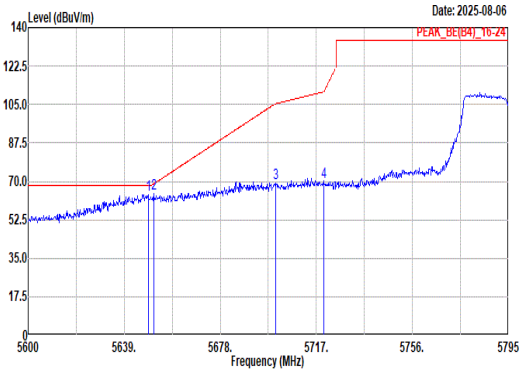 Site : 03CH11-HY Condition: PEAK_BE(B4)_16-24 3m 9120D_01620_240828 HORIZONTAL : RBW:1000.000kHz VBW:3000.000kHz SWT:Auto Freq Level Limit Line Margin Read Level Ant Factor Cable Loss Preamp Factor Aux Factor APos TPos Remark MHz dBuV/m dBuV/m dB dBuV dB/m dB dB dB cm deg 1 5648.75 64.07 68.20 -4.13 53.53 32.99 10.34 32.79 0.00 228 351 Peak 2 5650.90 64.20 68.87 -4.67 53.65 33.01 10.33 32.79 0.00 228 351 Peak 3 5700.43 69.23 105.32 -36.09 58.39 33.40 10.25 32.81 0.00 228 351 Peak 4 5720.12 69.97 111.07 -41.10 59.12 33.44 10.22 32.81 0.00 228 351 Peak	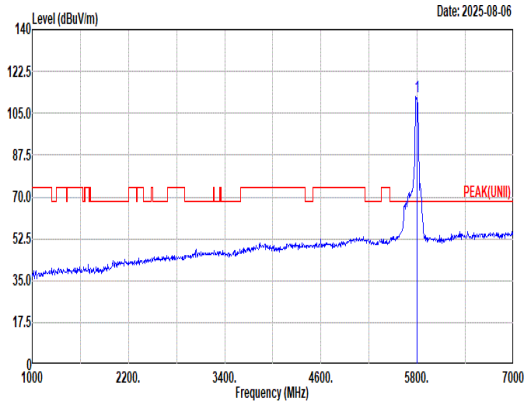 Site : 03CH11-HY Condition: PEAK(UNII) 3m 9120D_01620_240828 HORIZONTAL : RBW:1000.000kHz VBW:3000.000kHz SWT:Auto Freq Level Limit Line Margin Read Level Ant Factor Cable Loss Preamp Factor Aux Factor APos TPos Remark MHz dBuV/m dBuV/m dB dBuV dB/m dB dB dB cm deg 1 5795.00 111.75 ------ ------ 100.86 33.60 10.12 32.83 0.00 228 351 Peak
Avg	Blank	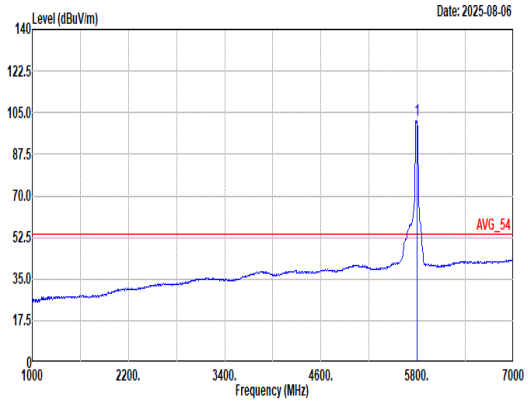 Site : 03CH11-HY Condition: AVG_54 3m 9120D_01620_240828 HORIZONTAL : RBW:1000.000kHz VBW:3000.000kHz SWT:Auto Freq Level Limit Line Margin Read Level Ant Factor Cable Loss Preamp Factor Aux Factor APos TPos Remark MHz dBuV/m dBuV/m dB dBuV dB/m dB dB dB cm deg 1 5795.00 101.75 ------ ------ 90.85 33.63 10.11 32.84 0.00 228 351 Average

Mode	16	
	Band Edge - R	
	U-NII-3_5.725-5.85_802.11n HT40_CH159_5795MHz	
ANT	1	
Pol.	Horizontal	Fundamental
Peak	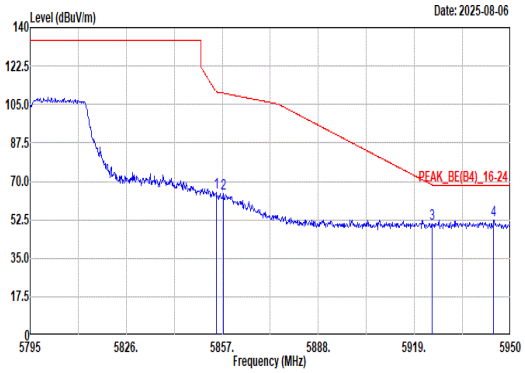 Site : 03CH11-HY Condition: PEAK_BE(B4)_16-24 3m 9120D_01620_240828 HORIZONTAL : RBW:1000.000kHz VBW:3000.000kHz SWT:Auto Limit Read Ant Cable Preamp Aux APos TPos Freq Level Line Margin Level Factor Loss Factor Factor Remark MHz dBuV/m dBuV/m dB dBuV dB/m dB dB dB cm deg 1 5854.99 65.18 110.83 -45.65 53.76 34.02 10.26 32.86 0.00 228 351 Peak 2 5857.31 64.69 110.15 -45.46 53.27 34.03 10.26 32.87 0.00 228 351 Peak 3 5924.74 50.62 68.40 -17.78 38.83 34.20 10.48 32.89 0.00 228 351 Peak 4 5944.58 52.28 68.20 -15.92 40.44 34.20 10.54 32.90 0.00 228 351 Peak	Blank

Mode	16	
	Band Edge - L	
	U-NII-3_5.725-5.85_802.11n HT40_CH159_5795MHz	
ANT	1	
Pol.	Vertical	Fundamental
Peak	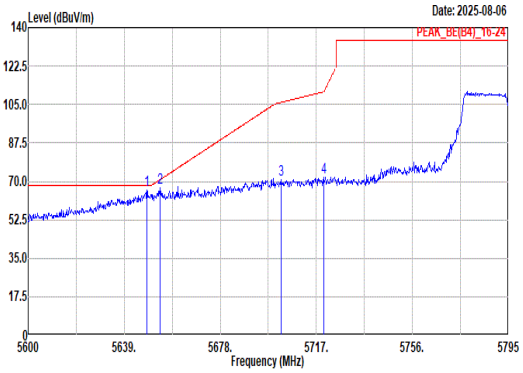 Site : 03CH11-HY Condition: PEAK_BE(B4)_16-24 3m 9120D_01620_240828 VERTICAL : RBW:1000.000kHz VBW:3000.000kHz SWT:Auto Freq Level Limit Line Margin Read Level Ant Factor Cable Loss Preamp Factor Aux Factor APos TPos Remark MHz dBuV/m dBuV/m dB dBuV dB/m dB dB dB cm deg 1 5648.17 65.78 68.20 -2.42 55.24 32.99 10.34 32.79 0.00 300 234 Peak 2 5653.43 67.12 70.75 -3.63 56.55 33.03 10.33 32.79 0.00 300 234 Peak 3 5702.57 71.01 105.92 -34.91 60.16 33.41 10.25 32.81 0.00 300 234 Peak 4 5720.12 71.84 111.07 -39.23 60.99 33.44 10.22 32.81 0.00 300 234 Peak	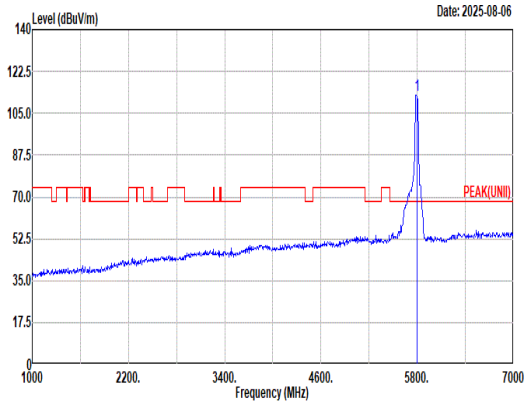 Site : 03CH11-HY Condition: PEAK(UNII) 3m 9120D_01620_240828 VERTICAL : RBW:1000.000kHz VBW:3000.000kHz SWT:Auto Freq Level Limit Line Margin Read Level Ant Factor Cable Loss Preamp Factor Aux Factor APos TPos Remark MHz dBuV/m dBuV/m dB dBuV dB/m dB dB dB cm deg 1 5795.00 112.63 ------ ------ 101.74 33.60 10.12 32.83 0.00 300 234 Peak
Avg	Blank	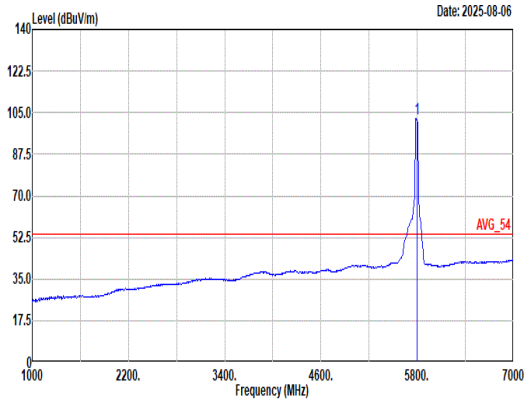 Site : 03CH11-HY Condition: AVG_54 3m 9120D_01620_240828 VERTICAL : RBW:1000.000kHz VBW:3000.000kHz SWT:Auto Freq Level Limit Line Margin Read Level Ant Factor Cable Loss Preamp Factor Aux Factor APos TPos Remark MHz dBuV/m dBuV/m dB dBuV dB/m dB dB dB cm deg 1 5795.00 102.64 ------ ------ 91.74 33.63 10.11 32.84 0.00 300 234 Average

Mode	16	
	Band Edge - R	
	U-NII-3_5.725-5.85_802.11n HT40_CH159_5795MHz	
ANT	1	
Pol.	Vertical	Fundamental
Peak	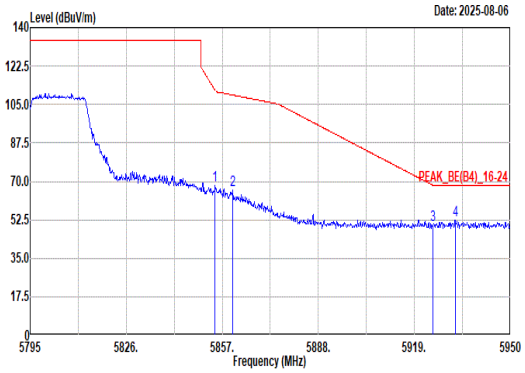 Site : 03CH11-HY Condition: PEAK_BE(B4)_16-24 3m 9120D_01620_240828 VERTICAL : RBW:1000.000kHz VBW:3000.000kHz SWT:Auto Freq Level Limit Line Margin Read Level Ant Factor Cable Loss Preamp Factor Aux Factor APos TPos Remark MHz dBuV/m dBuV/m dB dBuV dB/m dB dB dB cm deg 1 5854.68 68.20 111.54 -43.34 56.79 34.02 10.25 32.86 0.00 300 234 Peak 2 5860.41 65.80 109.28 -43.48 54.36 34.04 10.27 32.87 0.00 300 234 Peak 3 5924.89 50.43 68.28 -17.85 38.64 34.20 10.48 32.89 0.00 300 234 Peak 4 5932.18 52.16 68.20 -16.04 40.35 34.20 10.50 32.89 0.00 300 234 Peak	Blank

Mode	17	
	Band Edge - L	
	U-NII-3_5.725-5.85_802.11ac VHT80_CH155_5775MHz	
ANT	1	
Pol.	Horizontal	Fundamental
Peak	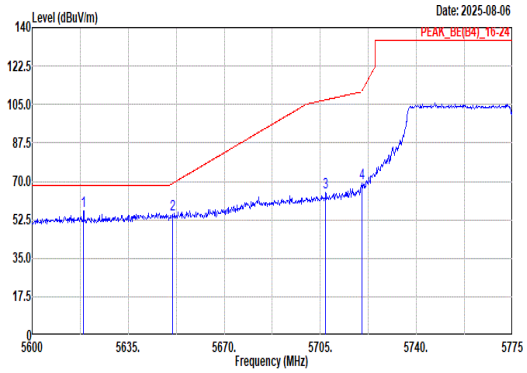 Site : 03CH11-HY Condition: PEAK_BE(B4)_16-24 3m 9120D_01620_240828 HORIZONTAL : RBW:1000.000kHz VBW:3000.000kHz SWT:Auto Freq Level Limit Line Margin Read Level Ant Factor Cable Loss Preamp Factor Aux Factor APos TPos Remark MHz dBuV/m dBuV/m dB dBuV dB/m dB dB dB cm deg 1 5618.73 56.34 68.20 -11.86 45.86 32.87 10.39 32.78 0.00 220 346 Peak 2 5651.10 54.92 69.02 -14.10 44.37 33.01 10.33 32.79 0.00 220 346 Peak 3 5706.93 64.85 107.14 -42.29 54.01 33.41 10.24 32.81 0.00 220 346 Peak 4 5720.05 69.12 110.91 -41.79 58.27 33.44 10.22 32.81 0.00 220 346 Peak	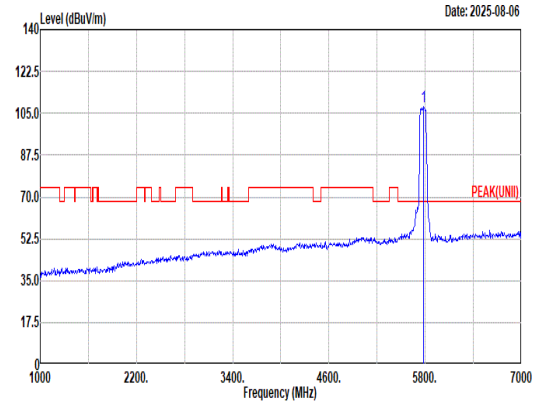 Site : 03CH11-HY Condition: PEAK(UNII) 3m 9120D_01620_240828 HORIZONTAL : RBW:1000.000kHz VBW:3000.000kHz SWT:Auto Freq Level Limit Line Margin Read Level Ant Factor Cable Loss Preamp Factor Aux Factor APos TPos Remark MHz dBuV/m dBuV/m dB dBuV dB/m dB dB dB cm deg 1 5775.00 107.73 ------ ------ 96.83 33.63 10.11 32.84 0.00 220 346 Peak
Avg	Blank	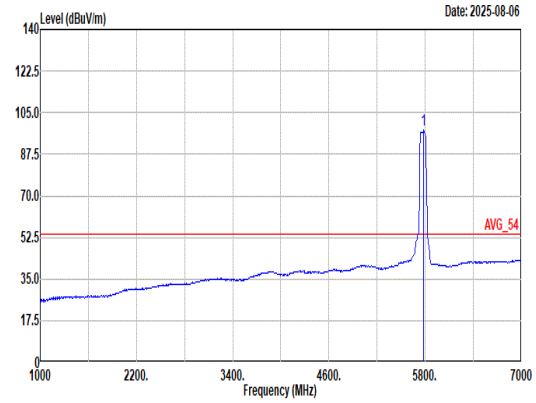 Site : 03CH11-HY Condition: AVG_54 3m 9120D_01620_240828 HORIZONTAL : RBW:1000.000kHz VBW:3000.000kHz SWT:Auto Freq Level Limit Line Margin Read Level Ant Factor Cable Loss Preamp Factor Aux Factor APos TPos Remark MHz dBuV/m dBuV/m dB dBuV dB/m dB dB dB cm deg 1 5775.00 97.78 ------ ------ 86.88 33.63 10.11 32.84 0.00 220 346 Average

Mode	17	
	Band Edge - R	
	U-NII-3_5.725-5.85_802.11ac VHT80_CH155_5775MHz	
ANT	1	
Pol.	Horizontal	Fundamental
Peak	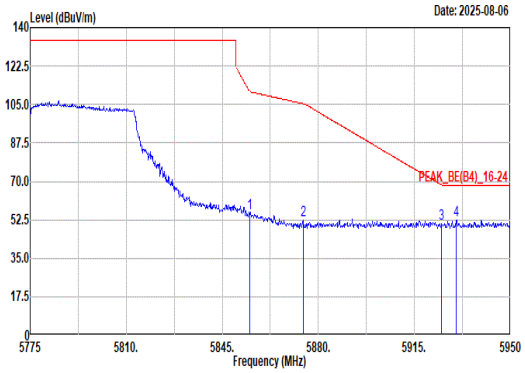 Site : 03CH11-HY Condition: PEAK_BE(B4)_16-24 3m 9120D_01620_240828 HORIZONTAL : RBW:1000.000kHz VBW:3000.000kHz SWT:Auto Limit Read Ant Cable Preamp Aux APos TPos Freq Level Line Margin Level Factor Loss Factor Factor Remark MHz dBuV/m dBuV/m dB dBuV dB/m dB dB dB cm deg 1 5854.98 55.71 110.86 -55.15 44.29 34.02 10.26 32.86 0.00 220 346 Peak 2 5874.58 52.10 105.32 -53.22 40.55 34.10 10.32 32.87 0.00 220 346 Peak 3 5924.98 50.76 68.22 -17.46 38.97 34.20 10.48 32.89 0.00 220 346 Peak 4 5930.23 52.20 68.20 -16.00 40.39 34.20 10.50 32.89 0.00 220 346 Peak	Blank

Mode	17	
	Band Edge - L	
	U-NII-3_5.725-5.85_802.11ac VHT80_CH155_5775MHz	
ANT	1	
Pol.	Vertical	Fundamental
Peak	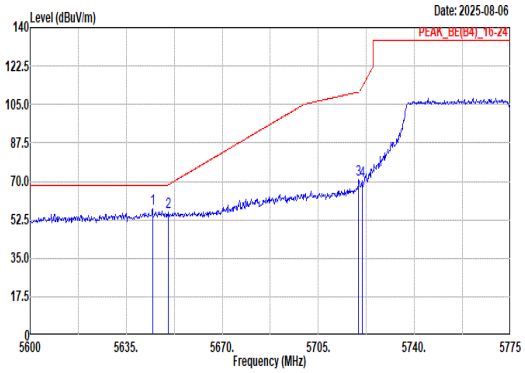 Site : 03CH11-HY Condition: PEAK_BE(B4)_16-24 3m 9120D_01620_240828 VERTICAL : RBW:1000.000kHz VBW:3000.000kHz SWT:Auto Freq Level Limit Line Margin Read Level Ant Factor Cable Loss Preamp Factor Aux Factor APos TPos Remark MHz dBuV/m dBuV/m dB dBuV dB/m dB dB dB cm deg 1 5644.63 57.47 68.20 -10.73 46.93 32.98 10.34 32.78 0.00 314 227 Peak 2 5650.40 56.18 68.50 -12.32 45.64 33.00 10.33 32.79 0.00 314 227 Peak 3 5719.70 70.92 110.72 -39.80 60.07 33.44 10.22 32.81 0.00 314 227 Peak 4 5720.93 70.32 112.91 -42.59 59.48 33.44 10.21 32.81 0.00 314 227 Peak	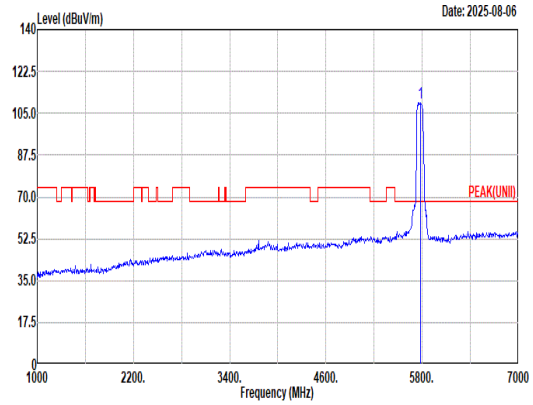 Site : 03CH11-HY Condition: PEAK(UNII) 3m 9120D_01620_240828 VERTICAL : RBW:1000.000kHz VBW:3000.000kHz SWT:Auto Freq Level Limit Line Margin Read Level Ant Factor Cable Loss Preamp Factor Aux Factor APos TPos Remark MHz dBuV/m dBuV/m dB dBuV dB/m dB dB dB cm deg 1 5775.00 109.53 ------ ------ 98.63 33.63 10.11 32.84 0.00 314 227 Peak
Avg	Blank	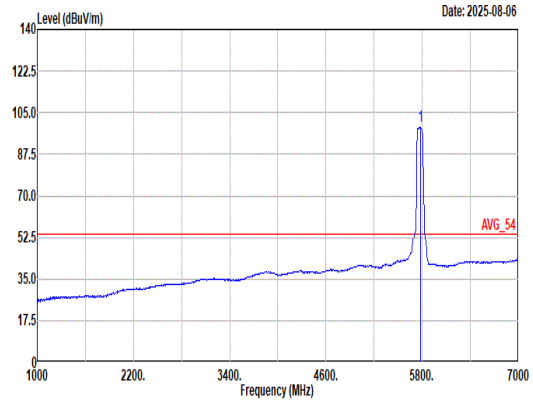 Site : 03CH11-HY Condition: AVG_54 3m 9120D_01620_240828 VERTICAL : RBW:1000.000kHz VBW:3000.000kHz SWT:Auto Freq Level Limit Line Margin Read Level Ant Factor Cable Loss Preamp Factor Aux Factor APos TPos Remark MHz dBuV/m dBuV/m dB dBuV dB/m dB dB dB cm deg 1 5775.00 99.12 ------ ------ 88.24 33.58 10.13 32.83 0.00 314 227 Average

Mode	17	
	Band Edge - R	
	U-NII-3_5.725-5.85_802.11ac VHT80_CH155_5775MHz	
ANT	1	
Pol.	Vertical	Fundamental
Peak	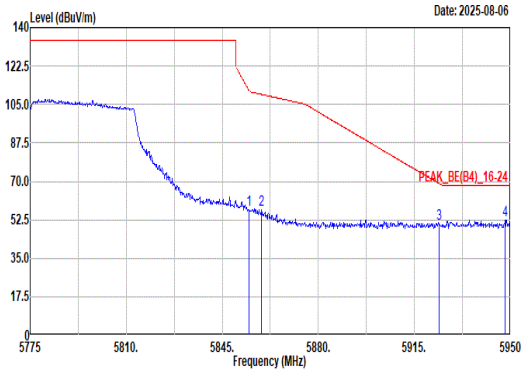 Site : 03CH11-HY Condition: PEAK_BE(B4)_16-24 3m 9120D_01620_240828 VERTICAL : RBW:1000.000kHz VBW:3000.000kHz SWT:Auto Limit Read Ant Cable Preamp Aux APos TPos Freq Level Line Margin Level Factor Loss Factor Factor Remark MHz dBuV/m dBuV/m dB dBuV dB/m dB dB dB cm deg 1 5854.80 56.94 111.26 -54.32 45.52 34.02 10.26 32.86 0.00 314 227 Peak 2 5859.35 57.03 109.58 -52.55 45.59 34.04 10.27 32.87 0.00 314 227 Peak 3 5924.10 50.94 68.86 -17.92 39.15 34.20 10.48 32.89 0.00 314 227 Peak 4 5948.08 52.43 68.20 -15.77 40.58 34.20 10.55 32.90 0.00 314 227 Peak	Blank

Mode	18	
	Band Edge - L	
	U-NII-3_5.725-5.85_802.11be EHT40_CH159_RU 484T_5795MHz	
ANT	1	
Pol.	Horizontal	Fundamental
Peak	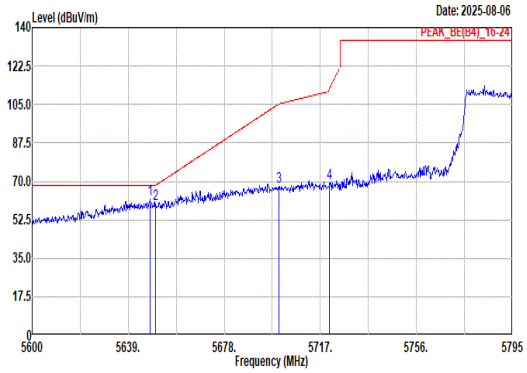 Site : 03CH11-HY Condition: PEAK_BE(B4)_16-24 3m 9120D_01620_240828 HORIZONTAL : RBW:1000.000kHz VBW:3000.000kHz SWT:Auto 1 5647.78 62.05 68.20 -6.15 51.51 32.99 10.34 32.79 0.00 230 347 Peak 2 5650.12 59.91 68.29 -8.38 49.37 33.00 10.33 32.79 0.00 230 347 Peak 3 5700.23 67.82 105.26 -37.44 56.98 33.40 10.25 32.81 0.00 230 347 Peak 4 5720.71 68.99 112.41 -43.42 58.15 33.44 10.21 32.81 0.00 230 347 Peak	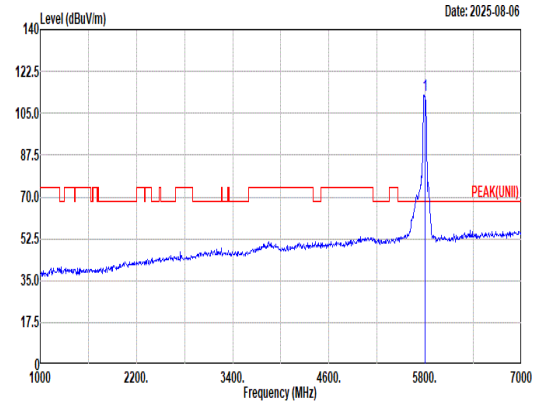 Site : 03CH11-HY Condition: PEAK(UNII) 3m 9120D_01620_240828 HORIZONTAL : RBW:1000.000kHz VBW:3000.000kHz SWT:Auto 1 5795.00 112.28 ------ ------ 101.38 33.63 10.11 32.84 0.00 230 347 Peak
Avg	Blank	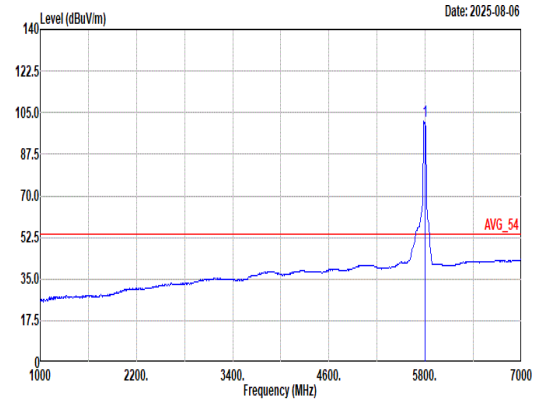 Site : 03CH11-HY Condition: AVG_54 3m 9120D_01620_240828 HORIZONTAL : RBW:1000.000kHz VBW:3000.000kHz SWT:Auto 1 5795.00 101.65 ------ ------ 90.75 33.63 10.11 32.84 0.00 230 347 Average

Mode	18	
	Band Edge - R	
	U-NII-3_5.725-5.85_802.11be EHT40_CH159_RU 484T_5795MHz	
ANT	1	
Pol.	Horizontal	Fundamental
Peak	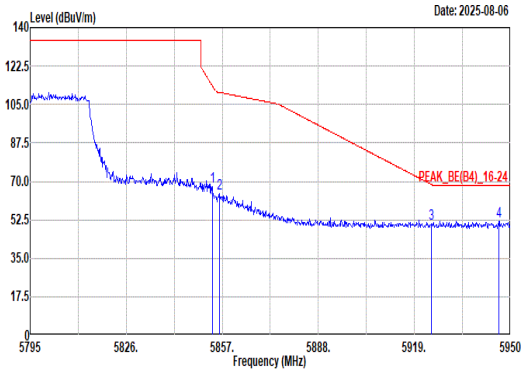 Site : 03CH11-HY Condition: PEAK_BE(B4)_16-24 3m 9120D_01620_240828 HORIZONTAL : RBW:1000.000kHz VBW:3000.000kHz SWT:Auto Freq Level Limit Line Margin Read Level Ant Factor Cable Loss Preamp Factor Aux Factor APos TPos Remark MHz dBuV/m dBuV/m dB dBuV dB/m dB dB dB cm deg 1 5853.75 67.70 113.66 -45.96 56.30 34.01 10.25 32.86 0.00 230 347 Peak 2 5856.07 64.43 110.50 -46.07 53.02 34.02 10.26 32.87 0.00 230 347 Peak 3 5924.43 50.81 68.62 -17.81 39.02 34.20 10.48 32.89 0.00 230 347 Peak 4 5946.28 51.75 68.20 -16.45 39.90 34.20 10.55 32.90 0.00 230 347 Peak	Blank

Mode	18	
	Band Edge - L	
	U-NII-3_5.725-5.85_802.11be EHT40_CH159_RU 484T_5795MHz	
ANT	1	
Pol.	Vertical	Fundamental
Peak	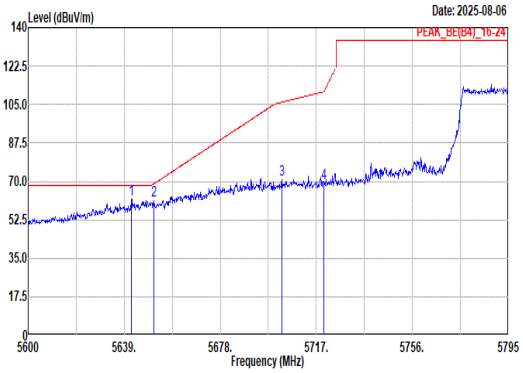 Site : 03CH11-HY Condition: PEAK_BE(B4)_16-24 3m 9120D_01620_240828 VERTICAL : RBW:1000.000kHz VBW:3000.000kHz SWT:Auto Freq Level Limit Line Margin Read Level Ant Factor Cable Loss Preamp Factor Aux Factor APos TPos Remark MHz dBuV/m dBuV/m dB dBuV dB/m dB dB dB cm deg 1 5641.93 61.66 68.20 -6.54 51.12 32.97 10.35 32.78 0.00 306 221 Peak 2 5651.09 61.36 69.01 -7.65 50.81 33.01 10.33 32.79 0.00 306 221 Peak 3 5703.16 70.67 106.08 -35.41 59.83 33.41 10.24 32.81 0.00 306 221 Peak 4 5720.12 69.38 111.07 -41.69 58.53 33.44 10.22 32.81 0.00 306 221 Peak	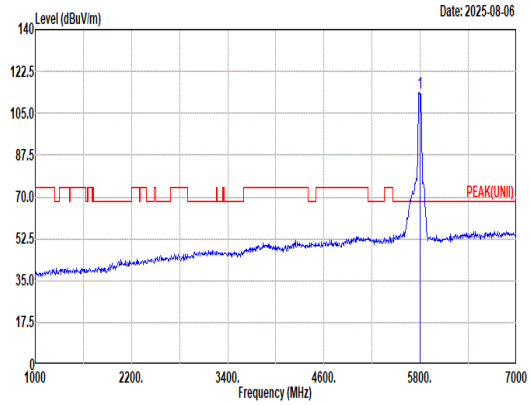 Site : 03CH11-HY Condition: PEAK(UNII) 3m 9120D_01620_240828 VERTICAL : RBW:1000.000kHz VBW:3000.000kHz SWT:Auto Freq Level Limit Line Margin Read Level Ant Factor Cable Loss Preamp Factor Aux Factor APos TPos Remark MHz dBuV/m dBuV/m dB dBuV dB/m dB dB dB cm deg 1 5795.00 113.79 ------ ------ 102.90 33.60 10.12 32.83 0.00 306 221 Peak
Avg	Blank	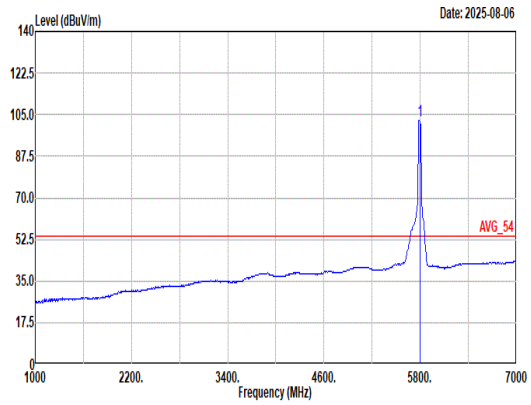 Site : 03CH11-HY Condition: AVG_54 3m 9120D_01620_240828 VERTICAL : RBW:1000.000kHz VBW:3000.000kHz SWT:Auto Freq Level Limit Line Margin Read Level Ant Factor Cable Loss Preamp Factor Aux Factor APos TPos Remark MHz dBuV/m dBuV/m dB dBuV dB/m dB dB dB cm deg 1 5795.00 102.70 ------ ------ 91.80 33.63 10.11 32.84 0.00 306 221 Average

Mode	18	
	Band Edge - R	
	U-NII-3_5.725-5.85_802.11be EHT40_CH159_RU 484T_5795MHz	
ANT	1	
Pol.	Vertical	Fundamental
Peak	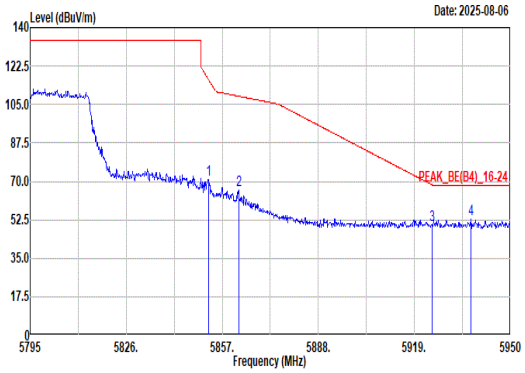 Site : 03CH11-HY Condition: PEAK_BE(B4)_16-24 3m 9120D_01620_240828 VERTICAL : RBW:1000.000kHz VBW:3000.000kHz SWT:Auto Limit Read Ant Cable Preamp Aux APos TPos Freq Level Line Margin Level Factor Loss Factor Factor Remark MHz dBuV/m dBuV/m dB dBuV dB/m dB dB dB cm deg 1 5852.66 70.74 116.13 -45.39 59.34 34.01 10.25 32.86 0.00 306 221 Peak 2 5862.27 65.99 108.76 -42.77 54.53 34.05 10.28 32.87 0.00 306 221 Peak 3 5924.74 50.41 68.40 -17.99 38.62 34.20 10.48 32.89 0.00 306 221 Peak 4 5937.14 52.67 68.20 -15.53 40.85 34.20 10.52 32.90 0.00 306 221 Peak	Blank

Mode	19	
	Band Edge - L	
	U-NII-3_5.725-5.85_802.11be EHT80_CH155_RU 996T_5775MHz	
ANT	1	
Pol.	Horizontal	Fundamental
Peak	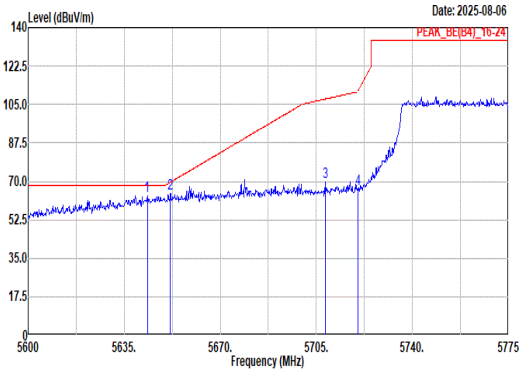 Site : 03CH11-HY Condition: PEAK_BE(B4)_16-24 3m 9120D_01620_240828 HORIZONTAL : RBW:1000.000kHz VBW:3000.000kHz SWT:Auto 1 5643.40 63.36 68.20 -4.84 52.82 32.97 10.35 32.78 0.00 221 349 Peak 2 5651.80 64.46 69.54 -5.08 53.91 33.01 10.33 32.79 0.00 221 349 Peak 3 5708.33 69.51 107.53 -38.02 58.66 33.42 10.24 32.81 0.00 221 349 Peak 4 5720.05 66.62 110.91 -44.29 55.77 33.44 10.22 32.81 0.00 221 349 Peak	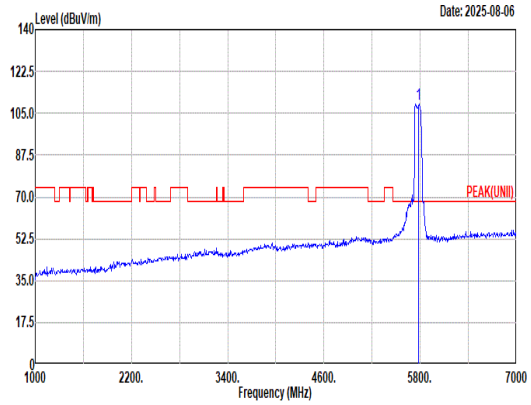 Site : 03CH11-HY Condition: PEAK(UNII) 3m 9120D_01620_240828 HORIZONTAL : RBW:1000.000kHz VBW:3000.000kHz SWT:Auto 1 5775.00 109.00 ------ ------ 98.16 33.48 10.18 32.82 0.00 221 349 Peak
Avg	Blank	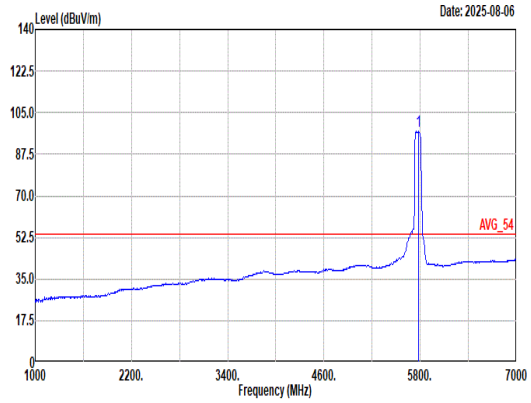 Site : 03CH11-HY Condition: AVG_54 3m 9120D_01620_240828 HORIZONTAL : RBW:1000.000kHz VBW:3000.000kHz SWT:Auto 1 5775.00 97.47 ------ ------ 86.57 33.63 10.11 32.84 0.00 221 349 Average

Mode	19	
	Band Edge - R	
	U-NII-3_5.725-5.85_802.11be EHT80_CH155_RU 996T_5775MHz	
ANT	1	
Pol.	Horizontal	Fundamental
Peak	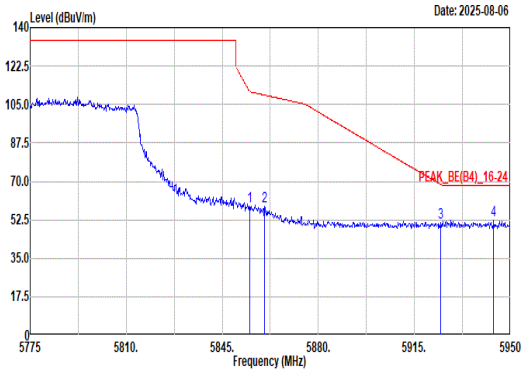 Site : 03CH11-HY Condition: PEAK_BE(B4)_16-24 3m 9120D_01620_240828 HORIZONTAL : RBW:1000.000kHz VBW:3000.000kHz SWT:Auto Limit Read Ant Cable Preamp Aux APos TPos Freq Level Line Margin Level Factor Loss Factor Factor Remark MHz dBuV/m dBuV/m dB dBuV dB/m dB dB dB cm deg 1 5854.98 58.50 110.86 -52.36 47.08 34.02 10.26 32.86 0.00 221 349 Peak 2 5860.40 58.44 109.29 -50.85 47.00 34.04 10.27 32.87 0.00 221 349 Peak 3 5924.63 51.39 68.48 -17.09 39.60 34.20 10.48 32.89 0.00 221 349 Peak 4 5943.88 52.56 68.20 -15.64 40.72 34.20 10.54 32.90 0.00 221 349 Peak	Blank

Mode	19	
	Band Edge - L	
	U-NII-3_5.725-5.85_802.11be EHT80_CH155_RU 996T_5775MHz	
ANT	1	
Pol.	Vertical	Fundamental
Peak	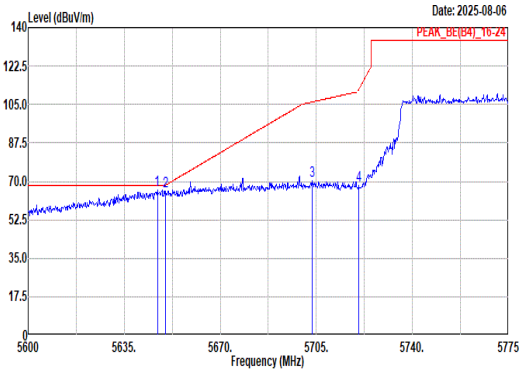 Site : 03CH11-HY Condition: PEAK_BE(B4)_16-24 3m 9120D_01620_240828 VERTICAL : RBW:1000.000kHz VBW:3000.000kHz SWT:Auto Freq Level Limit Line Margin Read Level Ant Factor Cable Loss Preamp Factor Aux Factor APos TPos Remark MHz dBuV/m dBuV/m dB dBuV dB/m dB dB dB cm deg 1 5647.08 66.08 68.20 -2.12 55.54 32.99 10.34 32.79 0.00 310 221 Peak 2 5650.05 65.67 68.24 -2.57 55.13 33.00 10.33 32.79 0.00 310 221 Peak 3 5703.60 70.51 106.21 -35.70 59.67 33.41 10.24 32.81 0.00 310 221 Peak 4 5720.40 68.20 111.71 -43.51 57.35 33.44 10.22 32.81 0.00 310 221 Peak	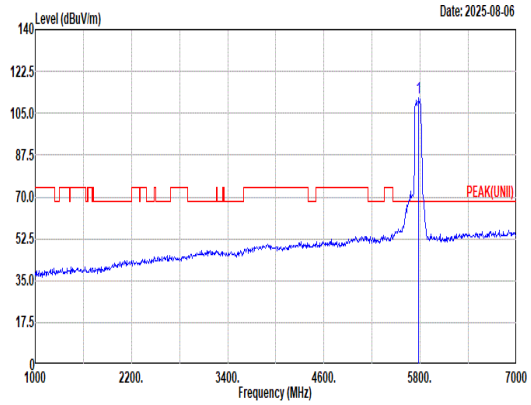 Site : 03CH11-HY Condition: PEAK(UNII) 3m 9120D_01620_240828 VERTICAL : RBW:1000.000kHz VBW:3000.000kHz SWT:Auto Freq Level Limit Line Margin Read Level Ant Factor Cable Loss Preamp Factor Aux Factor APos TPos Remark MHz dBuV/m dBuV/m dB dBuV dB/m dB dB dB cm deg 1 5775.00 111.24 ------ ------ 100.34 33.63 10.11 32.84 0.00 310 221 Peak
Avg	Blank	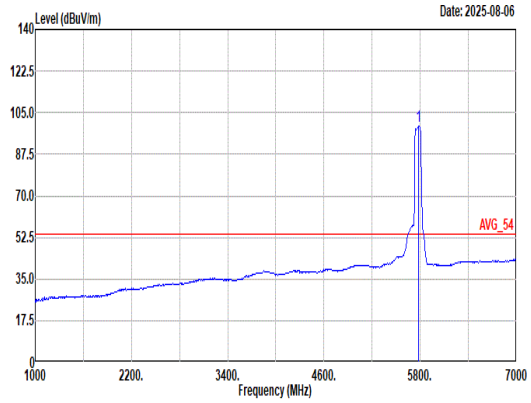 Site : 03CH11-HY Condition: AVG_54 3m 9120D_01620_240828 VERTICAL : RBW:1000.000kHz VBW:3000.000kHz SWT:Auto Freq Level Limit Line Margin Read Level Ant Factor Cable Loss Preamp Factor Aux Factor APos TPos Remark MHz dBuV/m dBuV/m dB dBuV dB/m dB dB dB cm deg 1 5775.00 99.43 ------ ------ 88.53 33.63 10.11 32.84 0.00 310 221 Average

Mode	19	
	Band Edge - R	
	U-NII-3_5.725-5.85_802.11be EHT80_CH155_RU 996T_5775MHz	
ANT	1	
Pol.	Vertical	Fundamental
Peak	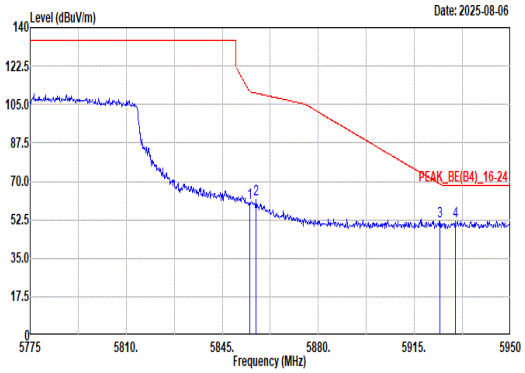 Site : 03CH11-HY Condition: PEAK_BE(B4)_16-24 3m 9120D_01620_240828 VERTICAL : RBW:1000.000kHz VBW:3000.000kHz SWT:Auto Limit Read Ant Cable Preamp Aux APos TPos Freq Level Line Margin Level Factor Loss Factor Factor Remark MHz dBuV/m dBuV/m dB dBuV dB/m dB dB dB cm deg 1 5854.98 59.99 110.86 -50.87 48.57 34.02 10.26 32.86 0.00 310 221 Peak 2 5857.25 61.73 110.17 -48.44 50.31 34.03 10.26 32.87 0.00 310 221 Peak 3 5924.28 51.68 68.73 -17.05 39.89 34.20 10.48 32.89 0.00 310 221 Peak 4 5929.88 51.95 68.20 -16.25 40.14 34.20 10.50 32.89 0.00 310 221 Peak	Blank

Mode	20	
	SHF	
	U-NII-3_5.725-5.85_802.11n HT40_CH159_5795MHz	
ANT	1+2(CDD)	
Pol.	Horizontal	Vertical
Peak	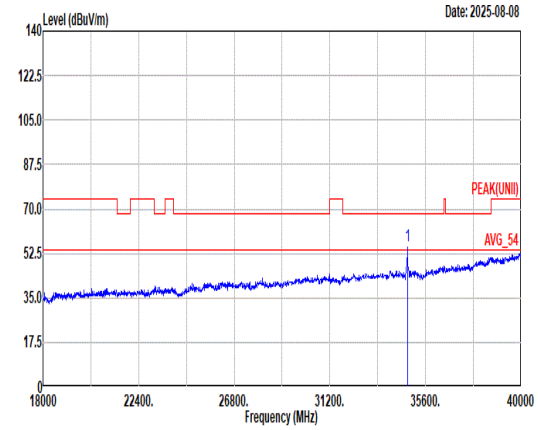 Site : 03CH11-HY Condition: PEAK(UNII) 1m SHF_00994_250109 HORIZONTAL Freq Level Limit Line Margin Read Level Ant Factor Cable Loss Preamp Factor Aux Factor APos TPos Remark MHz dBuV/m dBuV/m dB dBuV dB/m dB dB dB cm deg 1 34770.00 55.67 68.20 -12.53 50.64 41.52 31.92 58.87 -9.54 150 52 Peak	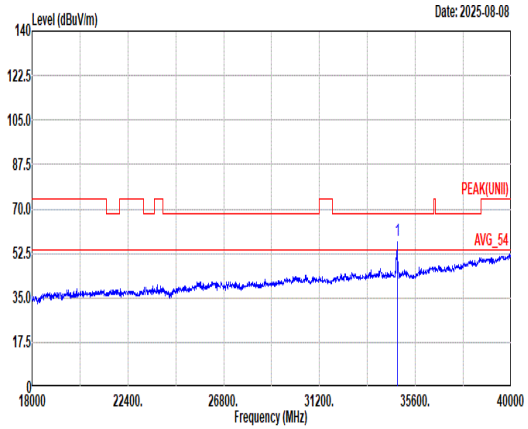 Site : 03CH11-HY Condition: PEAK(UNII) 1m SHF_00994_250109 VERTICAL Freq Level Limit Line Margin Read Level Ant Factor Cable Loss Preamp Factor Aux Factor APos TPos Remark MHz dBuV/m dBuV/m dB dBuV dB/m dB dB dB cm deg 1 34770.00 57.44 68.20 -10.76 52.41 41.52 31.92 58.87 -9.54 150 330 Peak
Avg	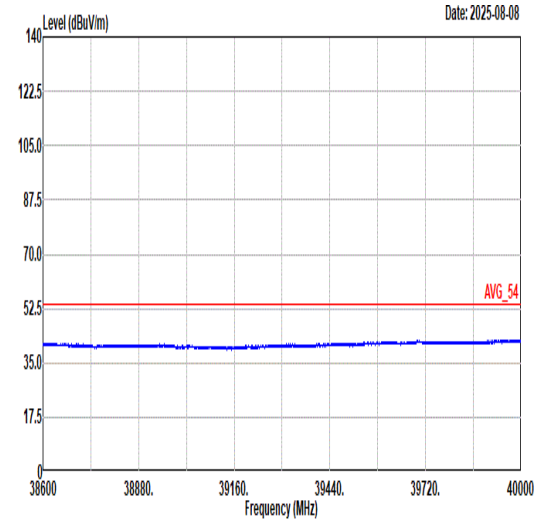 Site : 03CH11-HY Condition: AVG_54 1m SHF_00994_250109 HORIZONTAL	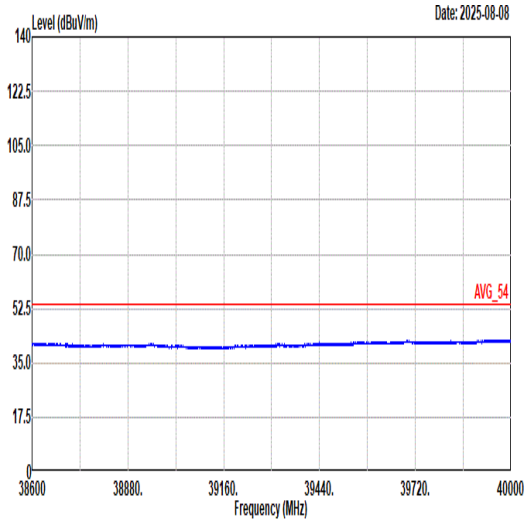 Site : 03CH11-HY Condition: AVG_54 1m SHF_00994_250109 VERTICAL

Mode	21	
	LF	
	U-NII-3_5.725-5.85_802.11n HT40_CH159_5795MHz	
ANT	1+2(CDD)	
Pol.	Horizontal	Vertical
QP/ Peak	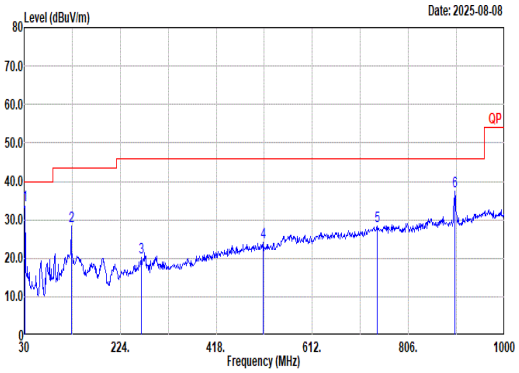 Site : 03CH11-HY Condition: QP 3m BILOG_37059&01_241127 HORIZONTAL 		Freq	Level	Limit Line	Margin	Read Level	Ant Factor	Cable Loss	Preamp Factor	Aux Factor	APos	TPos	Remark
---	---	---	---	---	---	---	---	---	---	---	---	---
	MHz	dBuV/m	dBuV/m	dB	dBuV	dB/m	dB	dB	dB	cm	deg	
1	30.97	33.68	40.00	-6.32	40.98	24.21	0.83	32.41	0.07	--	--	Peak
2	125.06	28.41	43.50	-15.09	41.45	17.64	1.57	32.30	0.05	--	--	Peak
3	266.68	20.11	46.00	-25.89	30.31	19.60	2.27	32.20	0.13	--	--	Peak
4	512.09	24.25	46.00	-21.75	28.87	24.29	3.16	32.19	0.12	--	--	Peak
5	742.95	28.32	46.00	-17.68	28.13	28.34	3.77	32.11	0.19	--	--	Peak
6	900.09	37.30	46.00	-8.70	34.98	29.26	4.20	31.38	0.24	--	--	Peak | Site : 03CH11-HY Condition: QP 3m BILOG_37059&01_241127 VERTICAL |	Freq	Level	Limit Line	Margin	Read Level	Ant Factor	Cable Loss	Preamp Factor	Aux Factor	APos	TPos	Remark
---	---	---	---	---	---	---	---	---	---	---	---	---
	MHz	dBuV/m	dBuV/m	dB	dBuV	dB/m	dB	dB	dB	cm	deg	
1	30.97	33.12	40.00	-6.88	40.42	24.21	0.83	32.41	0.07	--	--	Peak
2	98.87	26.95	43.50	-16.55	41.71	16.07	1.44	32.31	0.04	--	--	Peak
3	269.59	19.58	46.00	-26.42	30.21	19.15	2.29	32.20	0.13	--	--	Peak
4	455.83	24.03	46.00	-21.97	29.74	23.42	2.96	32.20	0.11	--	--	Peak
5	737.13	28.64	46.00	-17.36	28.62	28.18	3.76	32.11	0.19	--	--	Peak
6	945.68	32.68	46.00	-13.32	28.42	30.72	4.27	30.94	0.21	--	--	Peak	 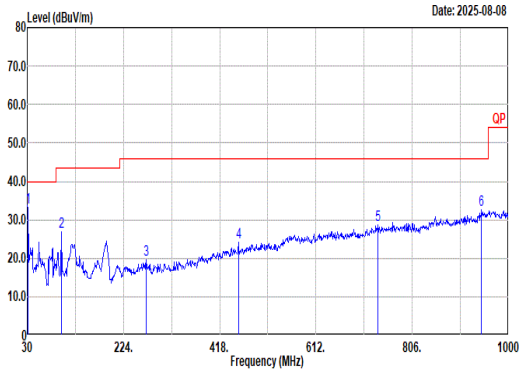	

Appendix D. Duty Cycle Plots

<For Radiated Spurious Emission test>

Antenna	Band	Duty Cycle (%)	Duty Factor(dB)
1	802.11a	99.10	0.04
1	5GHz 802.11n HT20	97.14	0.13
1	5GHz 802.11n HT40	96.62	0.15
1	5GHz 802.11ac VHT80	97.03	0.13
1	5GHz 802.11be EHT20 Full RU	96.64	0.15
1	5GHz 802.11be EHT40 Full RU	97.58	0.11
1	5GHz 802.11be EHT80 Full RU	96.80	0.14
1+2	802.11a	99.10	0.00
1+2	5GHz 802.11n HT20	96.96	0.13
1+2	5GHz 802.11n HT40	96.79	0.14
1+2	5GHz 802.11ac VHT80	98.55	0.06
1+2	5GHz 802.11be EHT20 Full RU	96.63	0.15
1+2	5GHz 802.11be EHT40 Full RU	96.54	0.15
1+2	5GHz 802.11be EHT80 Full RU	98.91	0.05

<Ant. 1>

802.11a

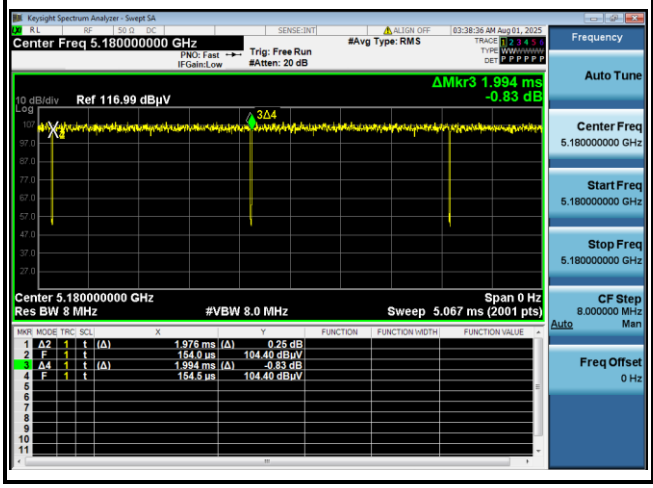

802.11n HT20

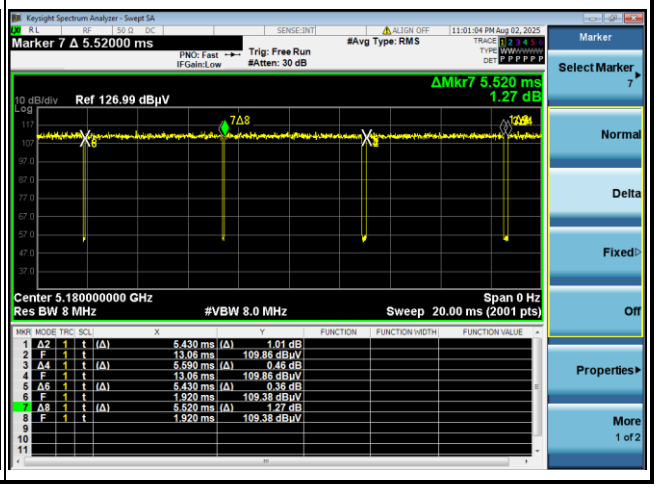

802.11n HT40

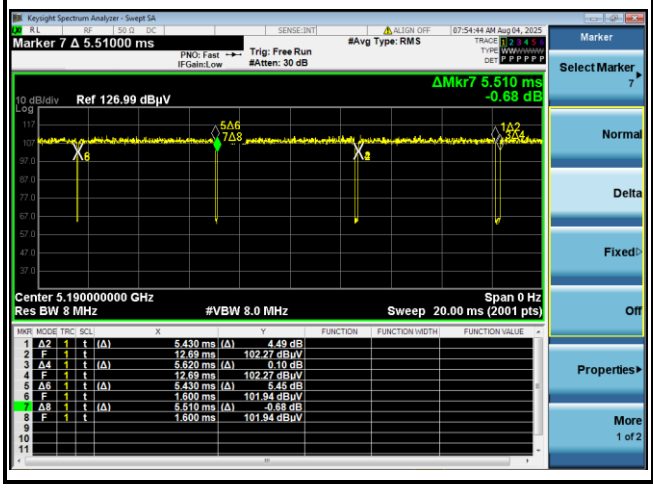

802.11ac VHT80

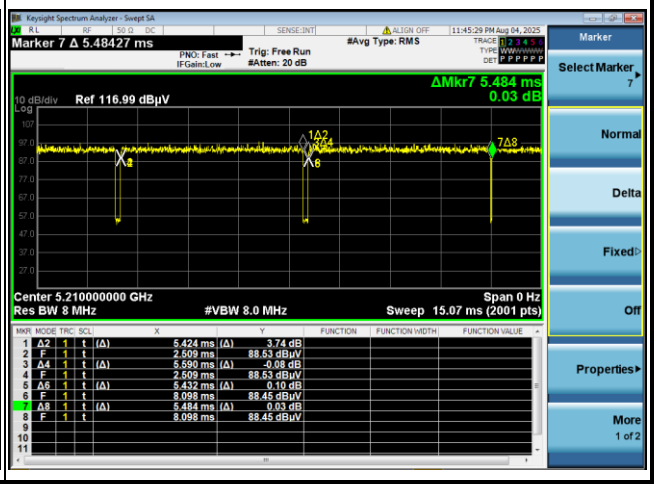

802.11be EHT20 RU 242T

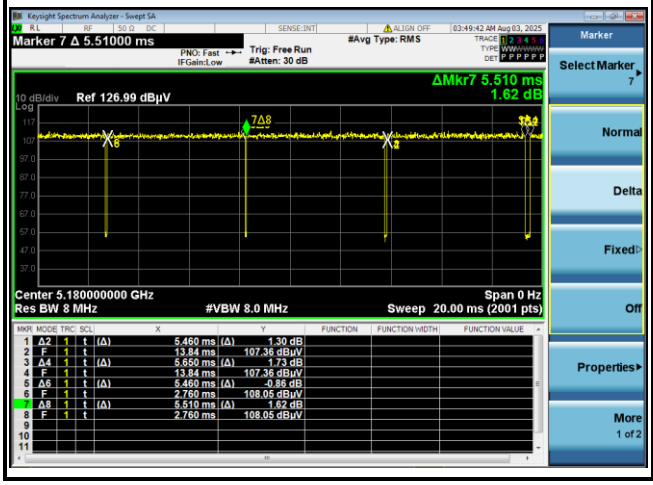

802.11be EHT40 RU 484T

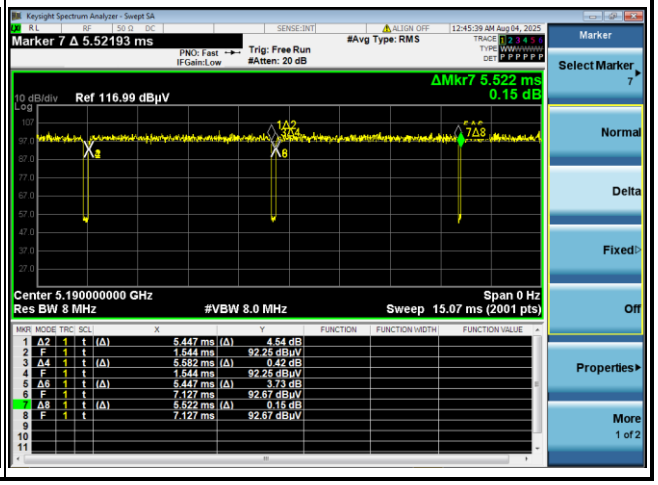

802.11be EHT80 RU 996T

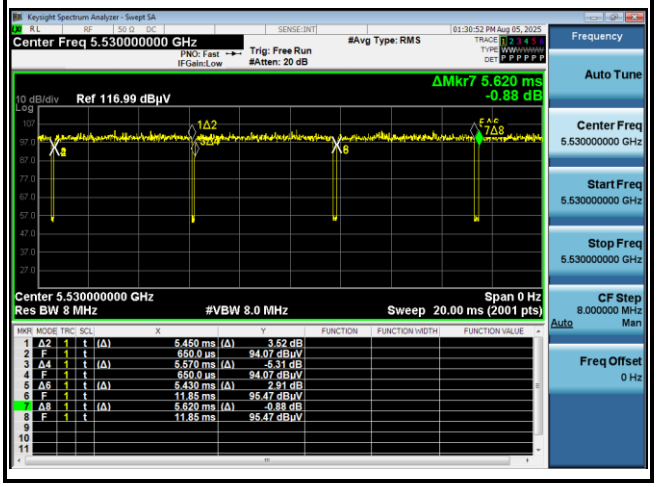

MIMO <Ant. 1+2>

802.11a

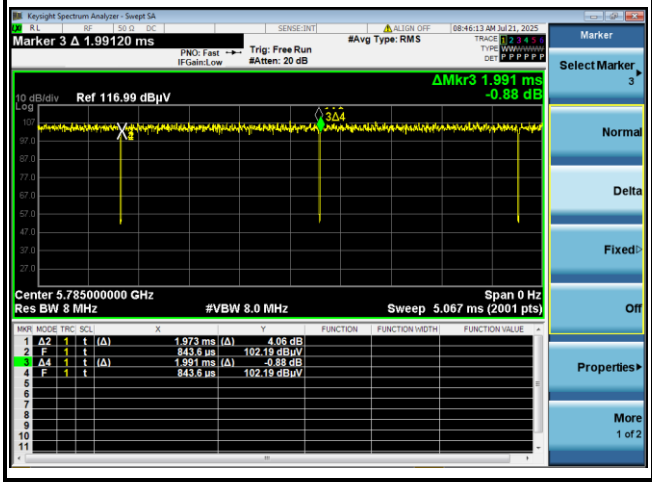

802.11n HT20

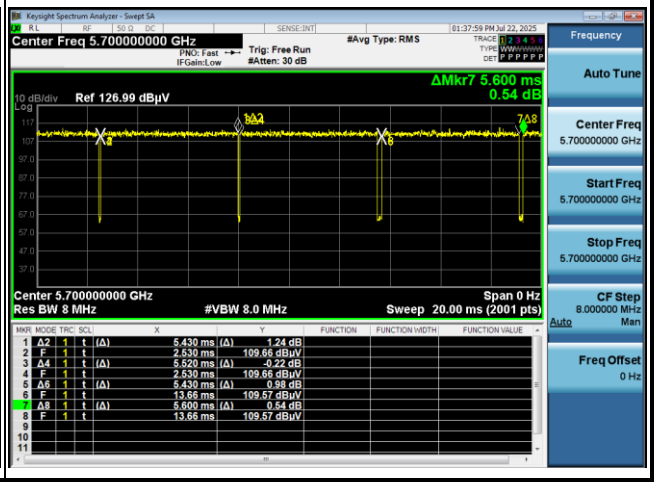

802.11n HT40

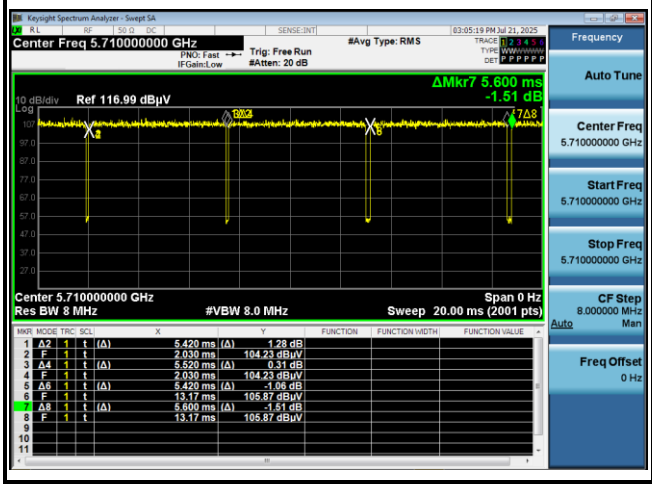

802.11ac VHT80

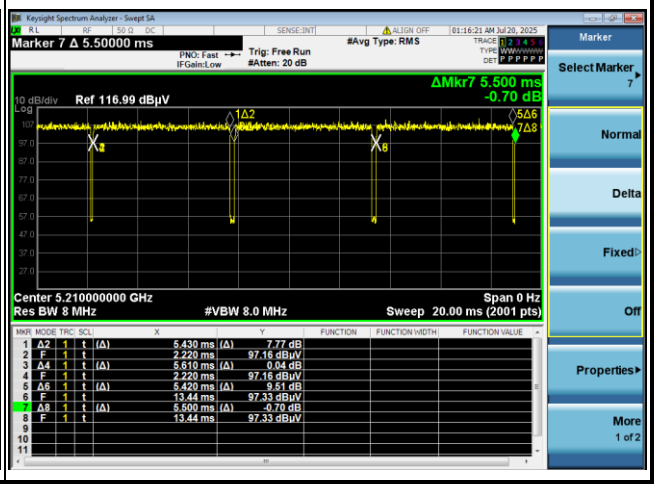

802.11be EHT20 RU 242T

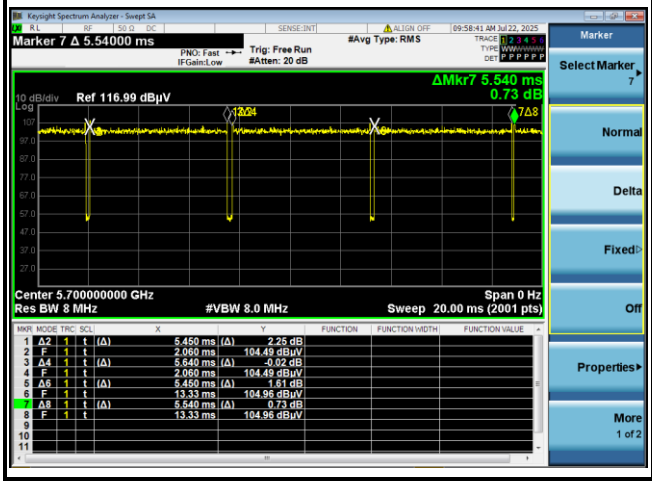

802.11be EHT40 RU 484T

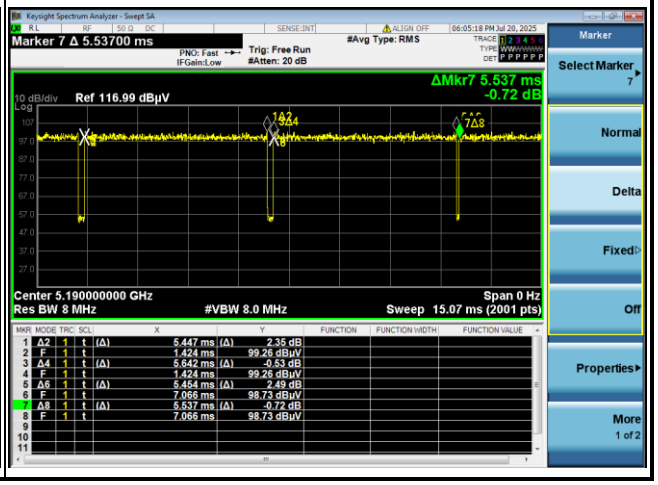

802.11be EHT80 RU 996T

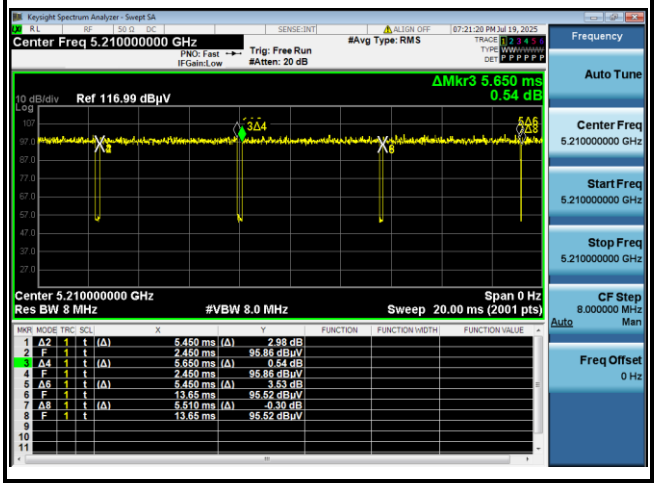

<For Conducted test>

<Ant. 1>

Antenna	Band	Duty-Cycle(%)	T(us)	Duty Factor(dB)
1	802.11a	99.16	1978	0.04
1	5GHz 802.11n HT20	96.62	5430	0.15
1	5GHz 802.11n HT40	96.53	5430	0.15
1	5GHz 802.11ac VHT80	100.00	500	0.00
1	5GHz 802.11be EHT20 RU 242T	97.06	5455	0.13
1	5GHz 802.11be EHT40 RU 484T	97.24	5455	0.12
1	5GHz 802.11be EHT80 RU 996T	100.00	500	0.00

Note: The duty factor applied for each channel is verified before PSD measurement, there might be negligible factor delta between low, middle and high channels so table above is just for reference only.

<Ant. 1>

802.11a

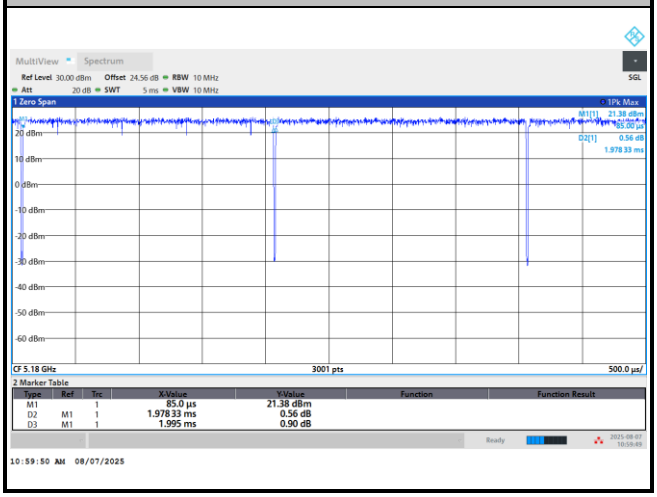

MIMO < Ant.1+2>

Antenna	Band	Duty-Cycle(%)	T(us)	Duty Factor(dB)
1+2	802.11a for Ant1	99.16	1977	0.04
1+2	802.11a for Ant2	99.16	1978	0.04
1+2	5GHz 802.11n HT20 for Ant1	97.40	5430	0.11
1+2	5GHz 802.11n HT20 for Ant2	97.75	5430	0.10
1+2	5GHz 802.11n HT40 for Ant1	97.05	5430	0.13
1+2	5GHz 802.11n HT40 for Ant2	96.62	5430	0.15
1+2	5GHz 802.11ac VHT80 for Ant1	100.00	500	0.00
1+2	5GHz 802.11ac VHT80 for Ant2	100.00	500	0.00
1+2	5GHz 802.11be EHT20 RU 242T for Ant1	97.06	5455	0.13
1+2	5GHz 802.11be EHT20 RU 242T for Ant2	97.50	5453	0.11
1+2	5GHz 802.11be EHT40 RU 484T for Ant1	96.55	5450	0.15
1+2	5GHz 802.11be EHT40 RU 484T for Ant2	97.15	5450	0.13
1+2	5GHz 802.11be EHT80 RU 996T for Ant1	100.00	500	0.00
1+2	5GHz 802.11be EHT80 RU 996T for Ant2	100.00	500	0.00

Note: The duty factor applied for each channel is verified before PSD measurement, there might be negligible factor delta between low, middle and high channels so table above is just for reference only.

MIMO <Ant. 1+2>

802.11a

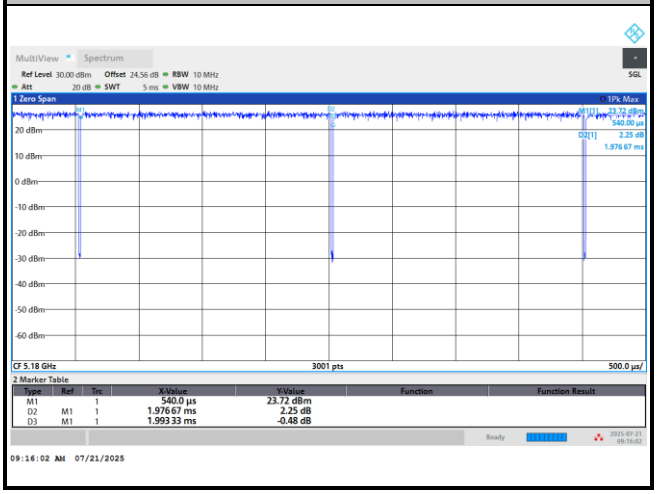

———THE END———