Mode	18	
	Band Edge	
	U-NII-7_6.525-6.875_802.11be EHT320_CH159_RU 996T*4_6745MHz	
ANT	4+5(STBC)	
Pol.	Horizontal	Fundamental
Peak	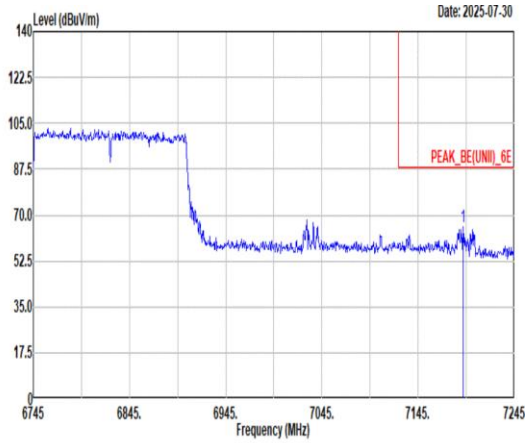 Site : 03CH12-HY Condition: PEAK_BE(UNII)_6E 3m 9120D-02114-250702 HORIZONTAL : RBW:1000.000kHz VBW:3000.000kHz SWT:Auto Freq Level Limit Line Margin Read Level Ant Factor Cable Loss Preamp Factor Aux Factor APos TPos Remark MHz dBuV/m dBuV/m dB dBuV dB/m dB dB dB cm deg 1 7192.00 65.48 88.20 -22.72 51.62 37.07 13.04 36.25 0.00 100 300 PEAK	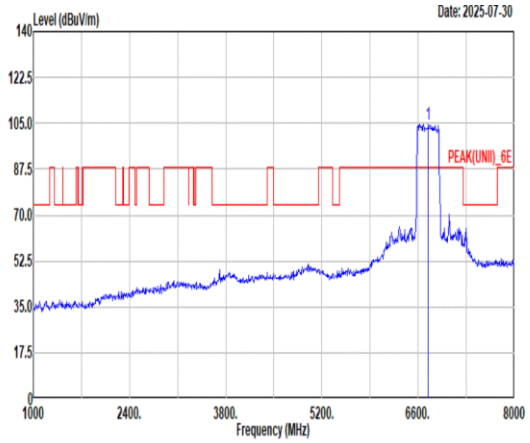 Site : 03CH12-HY Condition: PEAK(UNII)_6E 3m 9120D-02114-250702 HORIZONTAL : RBW:1000.000kHz VBW:3000.000kHz SWT:Auto Freq Level Limit Line Margin Read Level Ant Factor Cable Loss Preamp Factor Aux Factor APos TPos Remark MHz dBuV/m dBuV/m dB dBuV dB/m dB dB dB cm deg 1 6745.00 104.81 ------ ------ 91.95 36.15 12.42 35.71 0.00 100 300 PEAK
Avg	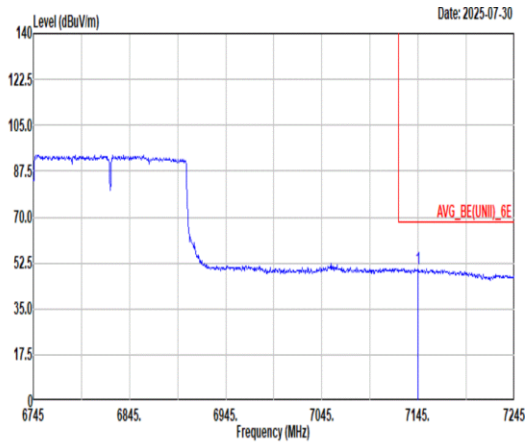 Site : 03CH12-HY Condition: AVG_BE(UNII)_6E 3m 9120D-02114-250702 HORIZONTAL : RBW:1000.000kHz VBW:3000.000kHz SWT:Auto Freq Level Limit Line Margin Read Level Ant Factor Cable Loss Preamp Factor Aux Factor APos TPos Remark MHz dBuV/m dBuV/m dB dBuV dB/m dB dB dB cm deg 1 7145.00 50.27 68.20 -17.93 36.62 36.87 12.99 36.21 0.00 100 300 AVERAGE	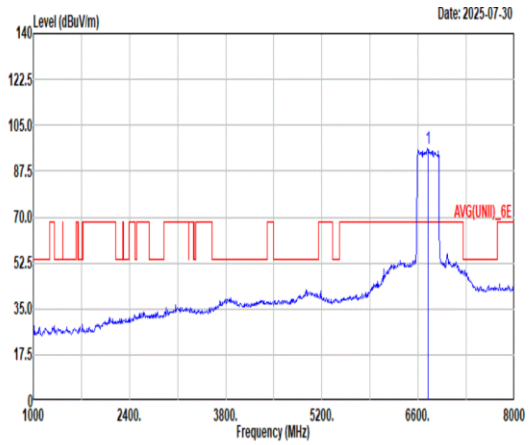 Site : 03CH12-HY Condition: AVG(UNII)_6E 3m 9120D-02114-250702 HORIZONTAL : RBW:1000.000kHz VBW:3000.000kHz SWT:Auto Freq Level Limit Line Margin Read Level Ant Factor Cable Loss Preamp Factor Aux Factor APos TPos Remark MHz dBuV/m dBuV/m dB dBuV dB/m dB dB dB cm deg 1 6745.00 96.02 ------ ------ 83.14 36.20 12.46 35.78 0.00 100 300 AVERAGE

Mode	18	
	Band Edge	
	U-NII-7_6.525-6.875_802.11be EHT320_CH159_RU 996T*4_6745MHz	
ANT	4+5(STBC)	
Pol.	Vertical	Fundamental
Peak	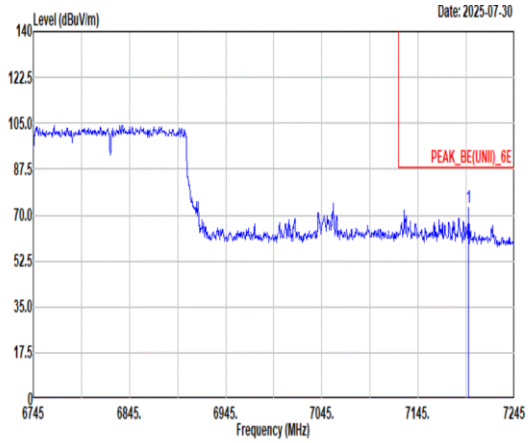 Site : 03CH12-HY Condition: PEAK_BE(UNII)_6E 3m 9120D-02114-250702 VERTICAL : RBW:1000.000kHz VBW:3000.000kHz SWT:Auto Freq Level Limit Line Margin Read Level Ant Factor Cable Loss Preamp Factor Aux Factor APos TPos Remark MHz dBuV/m dBuV/m dB dBuV dB/m dB dB dB cm deg 1 7197.50 72.66 88.20 -15.54 58.77 37.09 13.05 36.25 0.00 104 201 PEAK	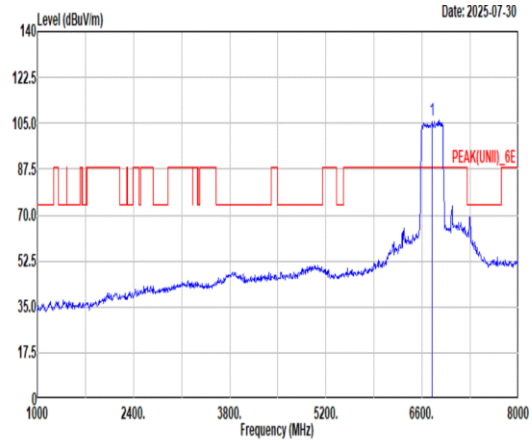 Site : 03CH12-HY Condition: PEAK(UNII)_6E 3m 9120D-02114-250702 VERTICAL : RBW:1000.000kHz VBW:3000.000kHz SWT:Auto Freq Level Limit Line Margin Read Level Ant Factor Cable Loss Preamp Factor Aux Factor APos TPos Remark MHz dBuV/m dBuV/m dB dBuV dB/m dB dB dB cm deg 1 6745.00 106.01 ------ ------ 93.25 36.10 12.58 35.92 0.00 104 201 PEAK
Avg	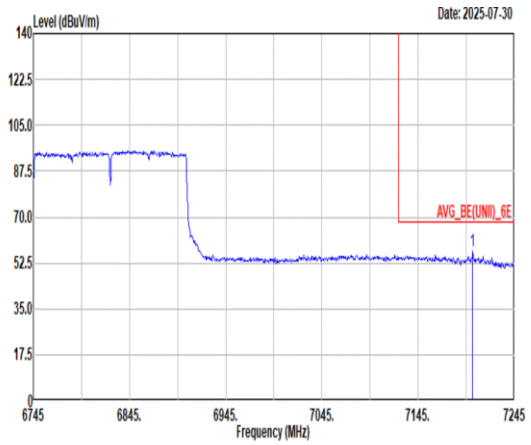 Site : 03CH12-HY Condition: AVG_BE(UNII)_6E 3m 9120D-02114-250702 VERTICAL : RBW:1000.000kHz VBW:3000.000kHz SWT:Auto Freq Level Limit Line Margin Read Level Ant Factor Cable Loss Preamp Factor Aux Factor APos TPos Remark MHz dBuV/m dBuV/m dB dBuV dB/m dB dB dB cm deg 1 7201.50 57.29 68.20 -10.91 43.39 37.10 13.05 36.25 0.00 104 201 AVERAGE	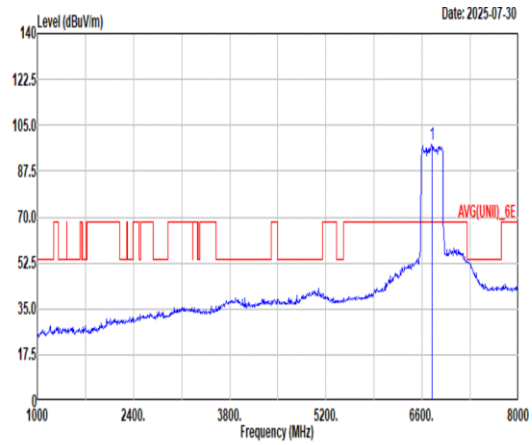 Site : 03CH12-HY Condition: AVG(UNII)_6E 3m 9120D-02114-250702 VERTICAL : RBW:1000.000kHz VBW:3000.000kHz SWT:Auto Freq Level Limit Line Margin Read Level Ant Factor Cable Loss Preamp Factor Aux Factor APos TPos Remark MHz dBuV/m dBuV/m dB dBuV dB/m dB dB dB cm deg 1 6745.00 97.60 ------ ------ 84.72 36.20 12.46 35.78 0.00 104 201 AVERAGE

Mode	18	
	Harmonic	
	U-NII-7_6.525-6.875_802.11be EHT320_CH159_RU 996T*4_6745MHz	
ANT	4+5(STBC)	
Pol.	Horizontal	Vertical
Peak Avg	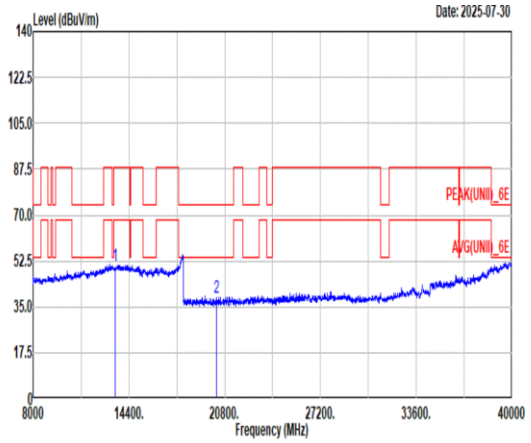 Site : 03CH12-HY Condition: PEAK(UNII)_6E 3m 9120D-02114-250702 HORIZONTAL Freq Level Limit Line Margin Read Level Ant Factor Cable Loss Preamp Factor Aux Factor APos TPos Remark MHz dBuV/m dBuV/m dB dBuV dB/m dB dB dB cm deg 1 13490.00 50.87 88.20 -37.33 59.14 40.30 18.11 67.08 0.40 -- -- PEAK 2 20235.00 38.64 74.00 -35.36 42.16 38.50 20.48 52.96 -9.54 -- -- PEAK	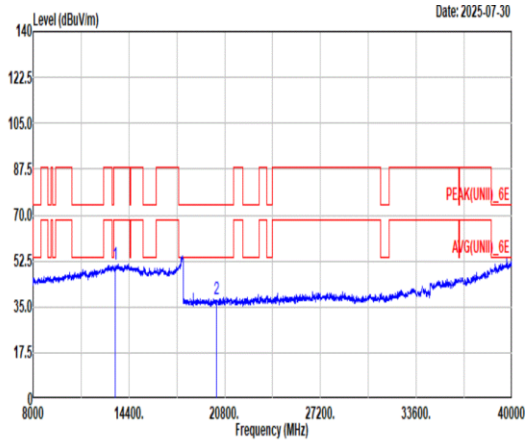 Site : 03CH12-HY Condition: PEAK(UNII)_6E 3m 9120D-02114-250702 VERTICAL Freq Level Limit Line Margin Read Level Ant Factor Cable Loss Preamp Factor Aux Factor APos TPos Remark MHz dBuV/m dBuV/m dB dBuV dB/m dB dB dB cm deg 1 13490.00 51.26 88.20 -36.94 59.53 40.30 18.11 67.08 0.40 -- -- PEAK 2 20235.00 38.10 74.00 -35.90 41.62 38.50 20.48 52.96 -9.54 -- -- PEAK

Mode	18	
	Harmonic	
	U-NII-7_6.525-6.875_802.11be EHT320_CH159_RU 996T*4_6745MHz	
ANT	4+5(STBC)	
Pol.	Horizontal	Vertical
14.47G ~14.5G Avg	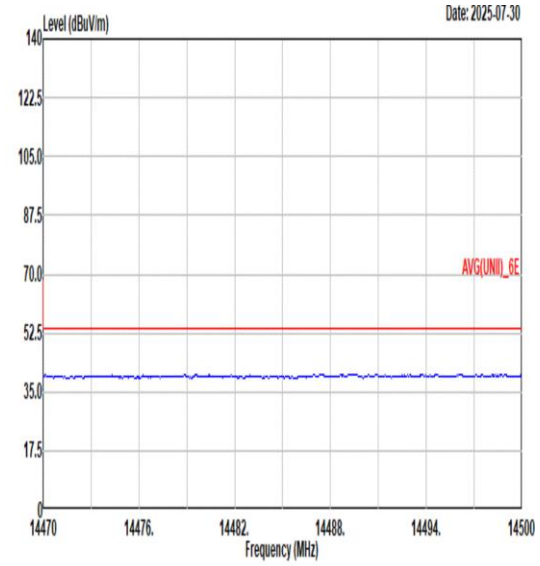	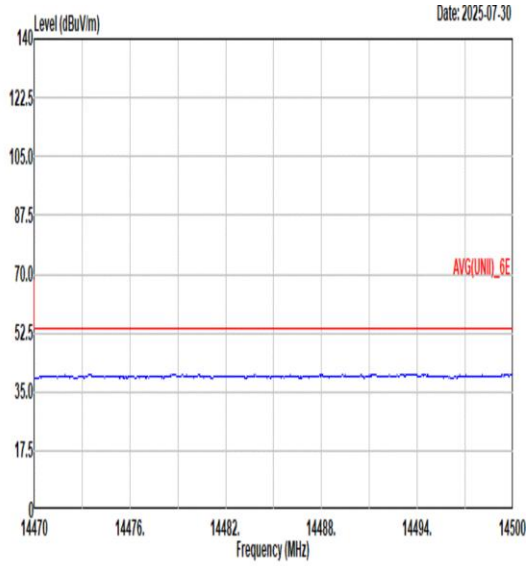
17.7G ~18G Avg	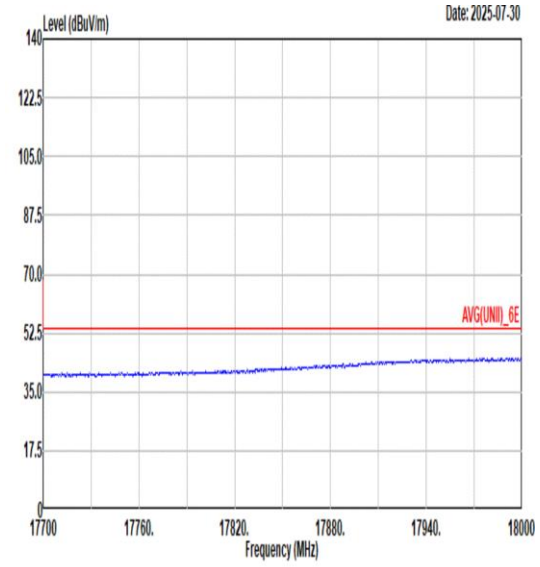	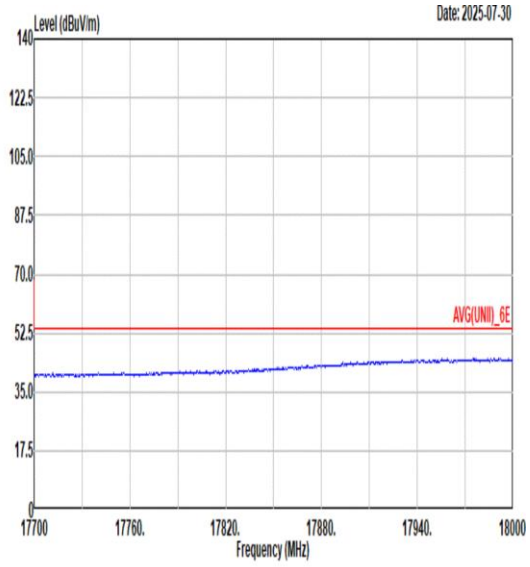

38.6G ~40G Avg	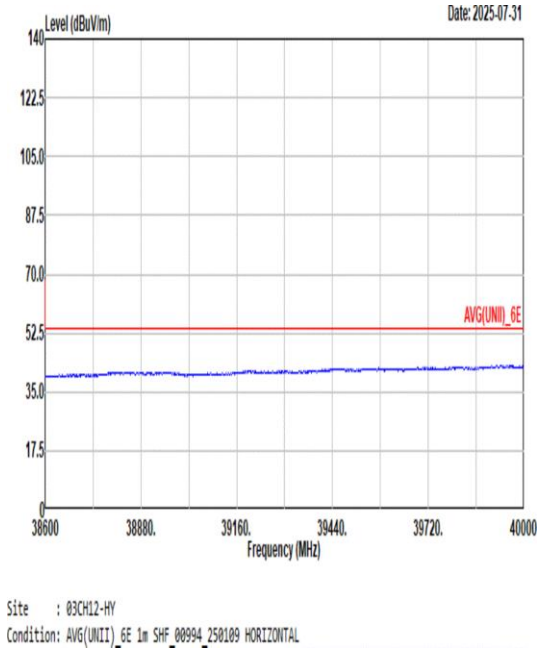 Date: 2025-07-31 Level (dBuV/m) 140 122.5 105.0 87.5 70.0 52.5 35.0 17.5 0 AVG(UNII)_6E 38600 38880. 39160. 39440. 39720. 40000 Frequency (MHz) Site : 03CH12-HY Condition: AVG(UNII)_6E 1m SHF_00994_250109 HORIZONTAL	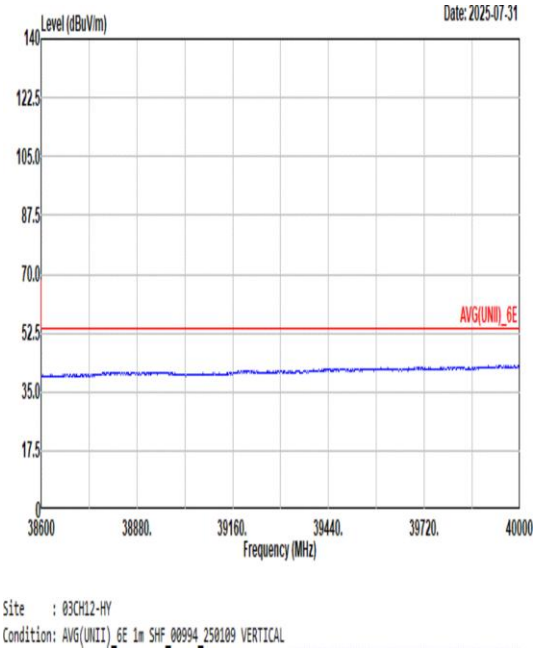 Date: 2025-07-31 Level (dBuV/m) 140 122.5 105.0 87.5 70.0 52.5 35.0 17.5 0 AVG(UNII)_6E 38600 38880. 39160. 39440. 39720. 40000 Frequency (MHz) Site : 03CH12-HY Condition: AVG(UNII)_6E 1m SHF_00994_250109 VERTICAL

Mode	19	
	Band Edge	
	U-NII-8_6.875-7.125_802.11be EHT320_CH191_RU 996T*4_6905MHz	
ANT	4+5(STBC)	
Pol.	Horizontal	Fundamental
Peak	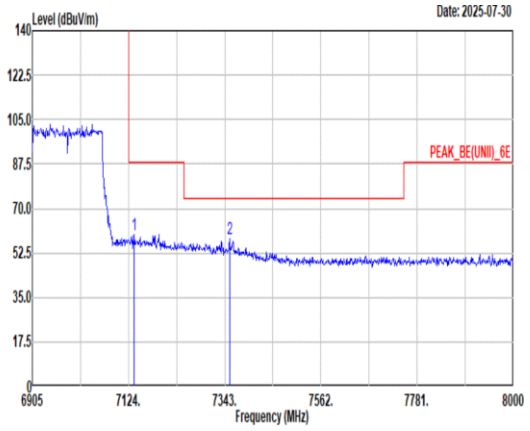 Site : 03CH12-HY Condition: PEAK_BE(UNII)_6E 3m 9120D-02114-250702 HORIZONTAL : RBW:1000.000kHz VBW:3000.000kHz SWT:Auto Freq Level Limit Line Margin Read Level Ant Factor Cable Loss Preamp Factor Aux Factor APos TPos Remark MHz dBuV/m dBuV/m dB dBuV dB/m dB dB dB cm deg 1 7137.14 59.90 88.20 -28.30 46.30 36.82 12.98 36.20 0.00 308 193 PEAK 2 7353.95 58.18 74.00 -15.82 44.29 37.08 13.18 36.37 0.00 308 193 PEAK	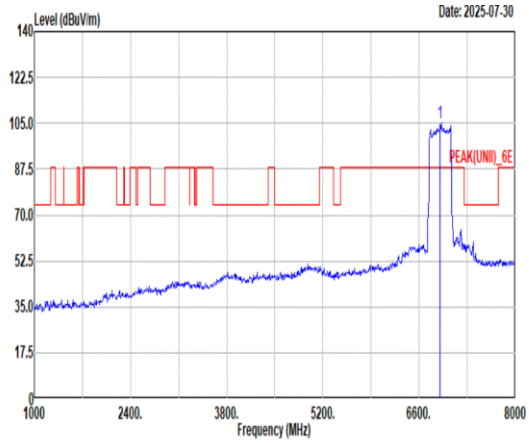 Site : 03CH12-HY Condition: PEAK(UNII)_6E 3m 9120D-02114-250702 HORIZONTAL : RBW:1000.000kHz VBW:3000.000kHz SWT:Auto Freq Level Limit Line Margin Read Level Ant Factor Cable Loss Preamp Factor Aux Factor APos TPos Remark MHz dBuV/m dBuV/m dB dBuV dB/m dB dB dB cm deg 1 6905.00 105.15 ------ ------ 92.42 36.04 12.70 36.01 0.00 308 193 PEAK
Avg	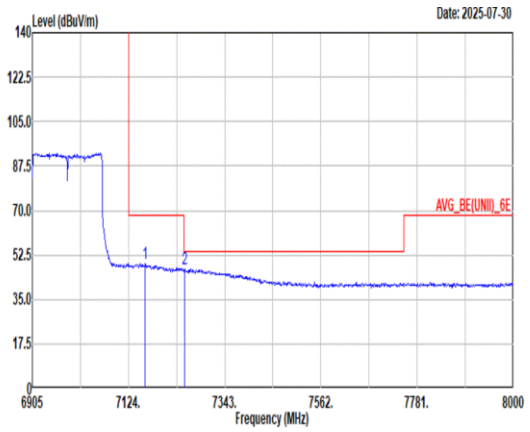 Site : 03CH12-HY Condition: AVG_BE(UNII)_6E 3m 9120D-02114-250702 HORIZONTAL : RBW:1000.000kHz VBW:3000.000kHz SWT:Auto Freq Level Limit Line Margin Read Level Ant Factor Cable Loss Preamp Factor Aux Factor APos TPos Remark MHz dBuV/m dBuV/m dB dBuV dB/m dB dB dB cm deg 1 7162.33 49.17 68.20 -19.03 35.43 36.95 13.01 36.22 0.00 308 193 AVERAGE 2 7251.02 46.97 54.00 -7.03 33.07 37.10 13.09 36.29 0.00 308 193 AVERAGE	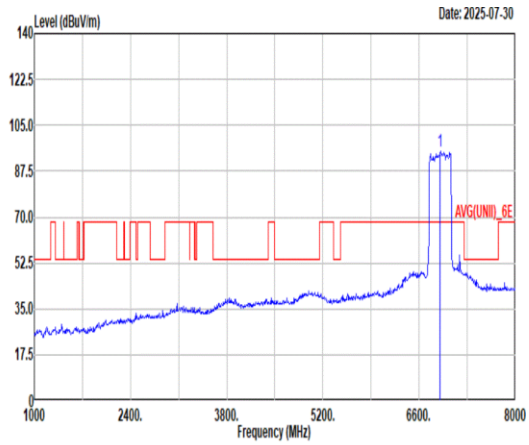 Site : 03CH12-HY Condition: AVG(UNII)_6E 3m 9120D-02114-250702 HORIZONTAL : RBW:1000.000kHz VBW:3000.000kHz SWT:Auto Freq Level Limit Line Margin Read Level Ant Factor Cable Loss Preamp Factor Aux Factor APos TPos Remark MHz dBuV/m dBuV/m dB dBuV dB/m dB dB dB cm deg 1 6905.00 95.12 ------ ------ 82.41 36.03 12.68 36.00 0.00 308 193 AVERAGE

Mode	19	
	Band Edge	
	U-NII-8_6.875-7.125_802.11be EHT320_CH191_RU 996T*4_6905MHz	
ANT	4+5(STBC)	
Pol.	Vertical	Fundamental
Peak	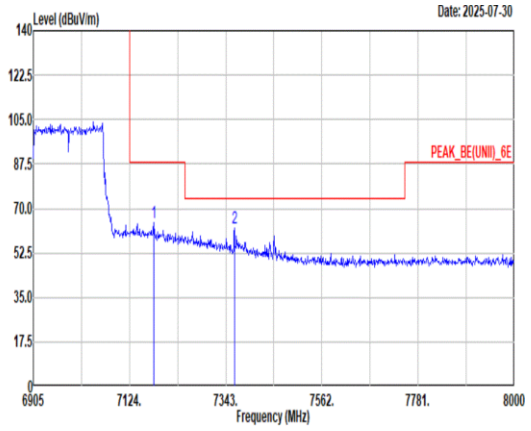 Site : 03CH12-HY Condition: PEAK_BE(UNII)_6E 3m 9120D-02114-250702 VERTICAL : RBW:1000.000kHz VBW:3000.000kHz SWT:Auto Freq Level Limit Line Margin Read Level Ant Factor Cable Loss Preamp Factor Aux Factor APos TPos Remark MHz dBuV/m dBuV/m dB dBuV dB/m dB dB dB cm deg 1 7178.75 64.62 88.20 -23.58 50.82 37.01 13.03 36.24 0.00 100 196 PEAK 2 7362.71 62.38 74.00 -11.62 48.52 37.05 13.19 36.38 0.00 100 196 PEAK	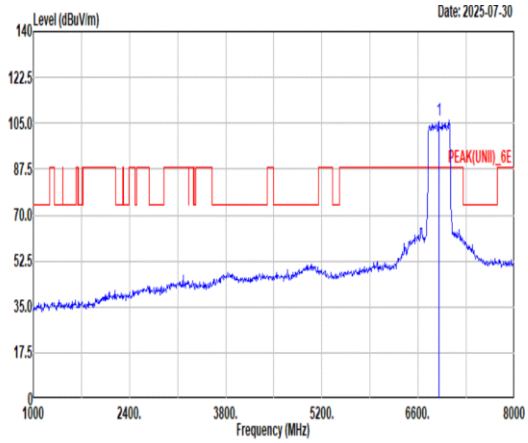 Site : 03CH12-HY Condition: PEAK(UNII)_6E 3m 9120D-02114-250702 VERTICAL : RBW:1000.000kHz VBW:3000.000kHz SWT:Auto Freq Level Limit Line Margin Read Level Ant Factor Cable Loss Preamp Factor Aux Factor APos TPos Remark MHz dBuV/m dBuV/m dB dBuV dB/m dB dB dB cm deg 1 6905.00 106.19 ------ ------ 93.06 36.39 12.88 36.14 0.00 100 196 PEAK
Avg	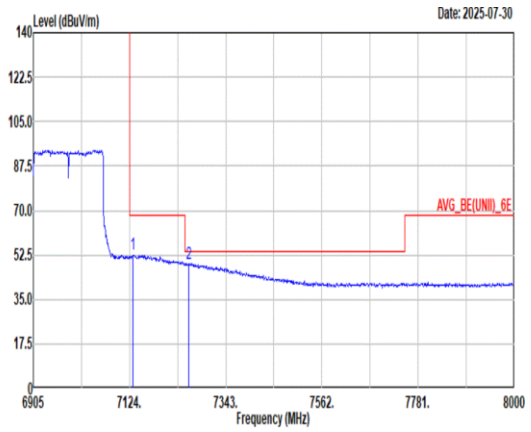 Site : 03CH12-HY Condition: AVG_BE(UNII)_6E 3m 9120D-02114-250702 VERTICAL : RBW:1000.000kHz VBW:3000.000kHz SWT:Auto Freq Level Limit Line Margin Read Level Ant Factor Cable Loss Preamp Factor Aux Factor APos TPos Remark MHz dBuV/m dBuV/m dB dBuV dB/m dB dB dB cm deg 1 7131.67 52.61 68.20 -15.59 39.05 36.79 12.97 36.20 0.00 100 196 AVERAGE 2 7258.69 49.20 54.00 -4.80 35.30 37.10 13.10 36.30 0.00 100 196 AVERAGE	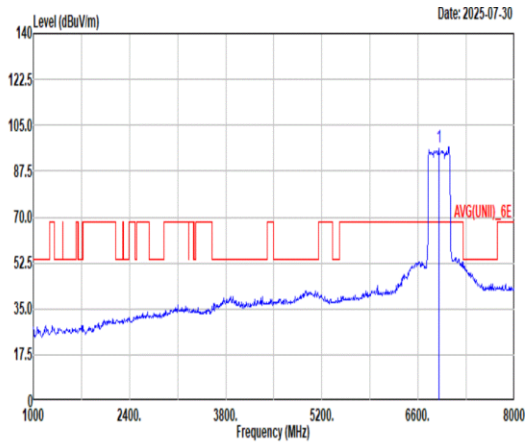 Site : 03CH12-HY Condition: AVG(UNII)_6E 3m 9120D-02114-250702 VERTICAL : RBW:1000.000kHz VBW:3000.000kHz SWT:Auto Freq Level Limit Line Margin Read Level Ant Factor Cable Loss Preamp Factor Aux Factor APos TPos Remark MHz dBuV/m dBuV/m dB dBuV dB/m dB dB dB cm deg 1 6905.00 96.70 ------ ------ 83.60 36.36 12.87 36.13 0.00 100 196 AVERAGE

Mode	19	
	Harmonic	
	U-NII-8_6.875-7.125_802.11be EHT320_CH191_RU 996T*4_6905MHz	
ANT	4+5(STBC)	
Pol.	Horizontal	Vertical
Peak Avg	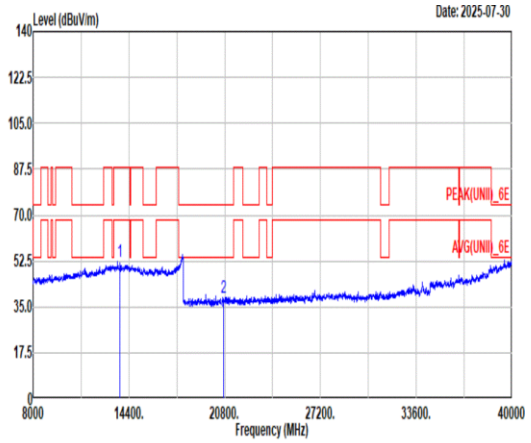 Site : 03CH12-HY Condition: PEAK(UNII)_6E 3m 9120D-02114-250702 HORIZONTAL Freq Level Limit Line Margin Read Level Ant Factor Cable Loss Preamp Factor Aux Factor APos TPos Remark MHz dBuV/m dBuV/m dB dBuV dB/m dB dB dB cm deg 1 13810.00 52.06 88.20 -36.14 59.87 40.40 18.37 66.97 0.39 -- -- PEAK 2 20715.00 38.75 74.00 -35.25 41.56 38.77 20.72 52.76 -9.54 -- -- PEAK	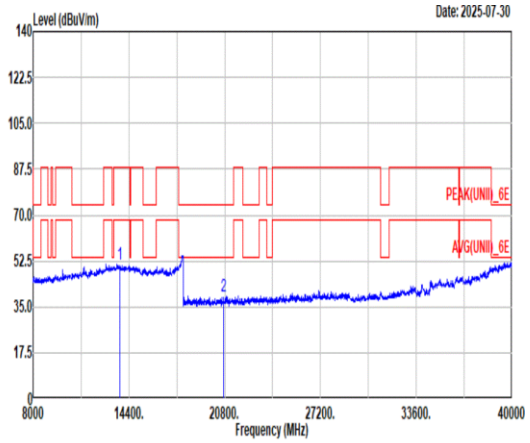 Site : 03CH12-HY Condition: PEAK(UNII)_6E 3m 9120D-02114-250702 VERTICAL Freq Level Limit Line Margin Read Level Ant Factor Cable Loss Preamp Factor Aux Factor APos TPos Remark MHz dBuV/m dBuV/m dB dBuV dB/m dB dB dB cm deg 1 13810.00 51.09 88.20 -37.11 58.90 40.40 18.37 66.97 0.39 -- -- PEAK 2 20715.00 39.01 74.00 -34.99 41.82 38.77 20.72 52.76 -9.54 -- -- PEAK

Mode	19	
	Harmonic	
	U-NII-8_6.875-7.125_802.11be EHT320_CH191_RU 996T*4_6905MHz	
ANT	4+5(STBC)	
Pol.	Horizontal	Vertical
14.47G ~14.5G Avg	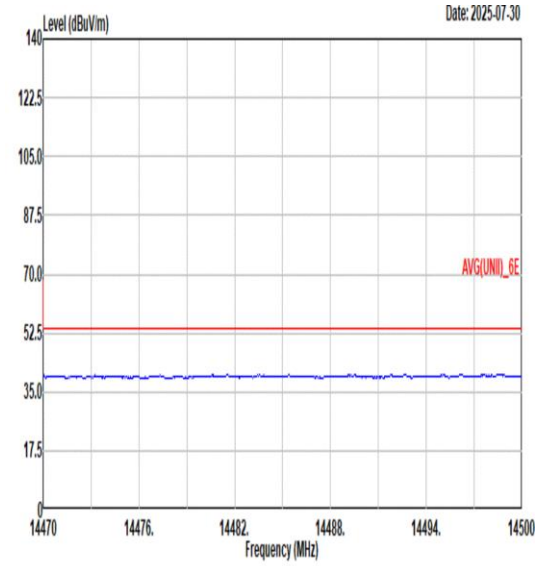 Site : 03CH12-HY Condition: AVG(UNII)_6E 3m 9120D-02114-250702 HORIZONTAL	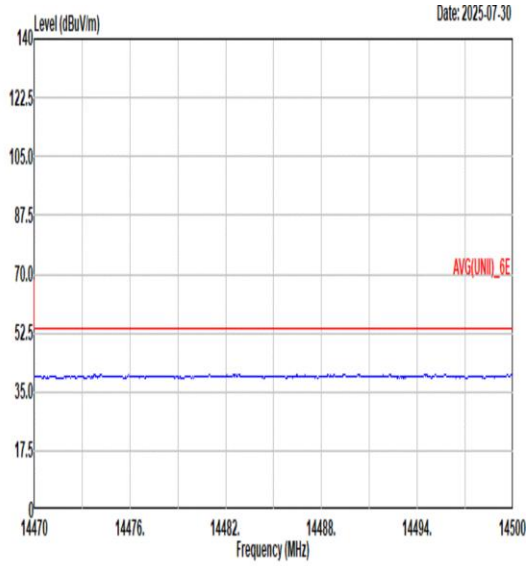 Site : 03CH12-HY Condition: AVG(UNII)_6E 3m 9120D-02114-250702 VERTICAL
17.7G ~18G Avg	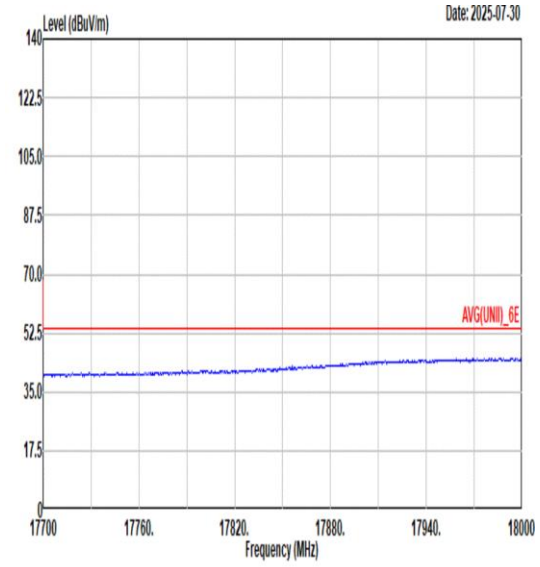 Site : 03CH12-HY Condition: AVG(UNII)_6E 3m 9120D-02114-250702 HORIZONTAL	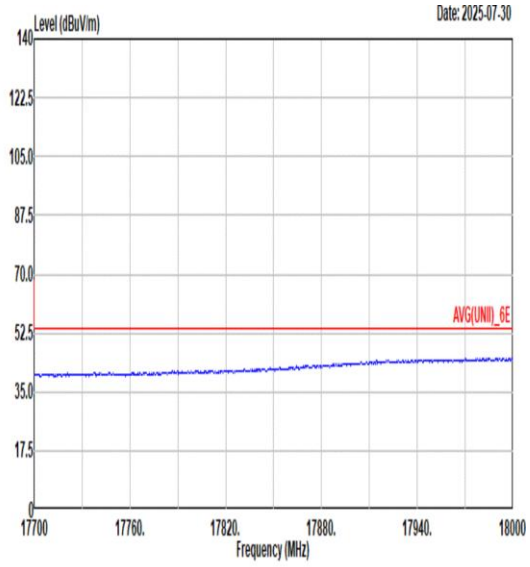 Site : 03CH12-HY Condition: AVG(UNII)_6E 3m 9120D-02114-250702 VERTICAL

38.6G ~40G Avg	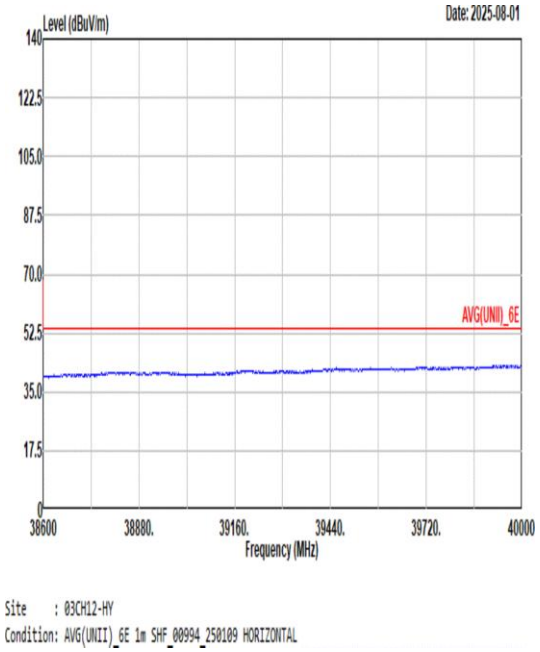 Date: 2025-08-01 Level (dBuV/m) 140 122.5 105.0 87.5 70.0 52.5 35.0 17.5 0 AVG(UNII)_6E 38600 38880. 39160. 39440. 39720. 40000 Frequency (MHz) Site : 03CH12-HY Condition: AVG(UNII)_6E 1m SHF_00994_250109 HORIZONTAL	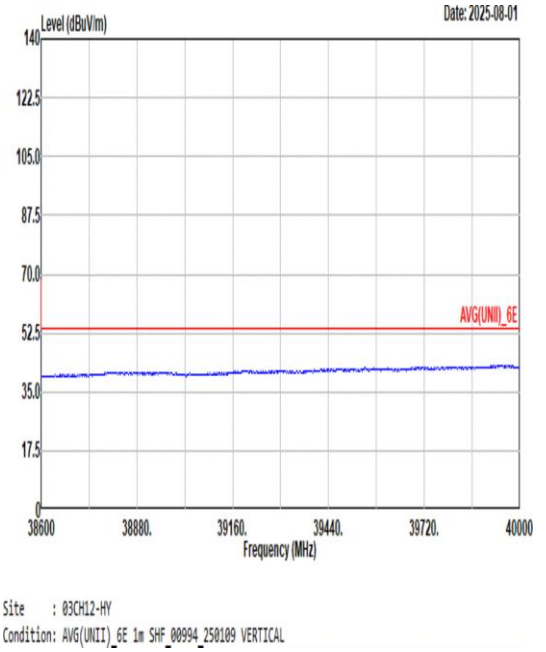 Date: 2025-08-01 Level (dBuV/m) 140 122.5 105.0 87.5 70.0 52.5 35.0 17.5 0 AVG(UNII)_6E 38600 38880. 39160. 39440. 39720. 40000 Frequency (MHz) Site : 03CH12-HY Condition: AVG(UNII)_6E 1m SHF_00994_250109 VERTICAL

Mode	39	
	LF	
	U-NII-5_5.925-6.425_802.11be EHT320_CH31_RU 996T*4_6105MHz	
ANT	4+5(STBC)	
Pol.	Horizontal	Vertical
QP/ Peak	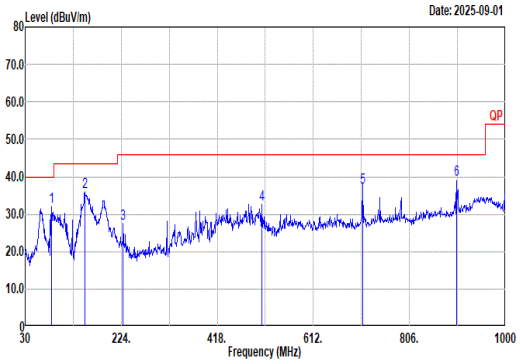 Site : 03CH12-HY Condition: QP 3m Bilog_37059_20241127 HORIZONTAL 		Freq	Level	Limit Line	Margin	Read Level	Ant Factor	Cable Loss	Preamp Factor	Aux Factor	APos	TPos	Remark
	MHz	dBuV/m	dBuV/m	dB	dBuV	dB/m	dB	dB	dB	cm	deg	
1	83.35	31.91	40.00	-8.09	46.25	14.08	1.28	29.78	0.08	--	--	Peak
2	150.28	35.78	43.50	-7.72	46.36	17.31	1.72	29.69	0.08	--	--	Peak
3	227.88	27.42	46.00	-18.58	38.79	16.00	2.07	29.58	0.14	--	--	Peak
4	507.24	32.57	46.00	-13.43	34.04	24.27	3.17	29.06	0.15	--	--	Peak
5	711.91	37.06	46.00	-8.94	34.77	27.03	3.72	28.77	0.31	--	--	Peak
6	901.06	39.10	46.00	-6.90	33.66	29.28	4.17	28.43	0.42	--	--	Peak | Site : 03CH12-HY Condition: QP 3m Bilog_37059_20241127 VERTICAL |	Freq	Level	Limit Line	Margin	Read Level	Ant Factor	Cable Loss	Preamp Factor	Aux Factor	APos	TPos	Remark
	MHz	dBuV/m	dBuV/m	dB	dBuV	dB/m	dB	dB	dB	cm	deg	
1	84.29	33.27	40.00	-6.73	47.45	14.23	1.29	29.78	0.08	--	--	Peak
2	88.20	34.46	43.50	-9.04	47.99	14.85	1.31	29.78	0.09	--	--	Peak
3	267.65	25.54	46.00	-20.46	33.25	19.40	2.26	29.52	0.15	--	--	Peak
4	467.47	34.05	46.00	-11.95	36.32	23.64	3.01	29.13	0.21	--	--	Peak
5	739.07	37.96	46.00	-8.04	34.36	28.27	3.75	28.74	0.32	--	--	Peak
6	900.09	39.09	46.00	-6.91	33.67	29.26	4.17	28.43	0.42	--	--	Peak	 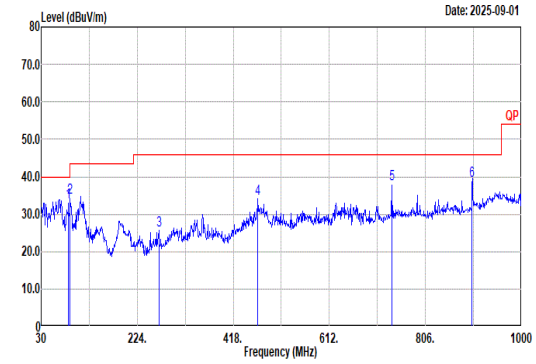	

Appendix D. Duty Cycle Plots

<For Radiated Spurious Emission test>

<N_{ss} = 1>

Antenna	Band	Duty Cycle(%)	T(us)	Duty Factor(dB)
4	6GHz 802.11be EHT20 Full RU	97.32	5445.00	0.12
4	6GHz 802.11be EHT40 Full RU	96.81	5460.00	0.14
4	6GHz 802.11be EHT80 Full RU	96.54	5445.00	0.15
4	6GHz 802.11be EHT160 Full RU	96.79	5430.00	0.14
4	6GHz 802.11be EHT320 Full RU	96.28	5430.00	0.16

<Ant. 4>

802.11be EHT20 Full RU

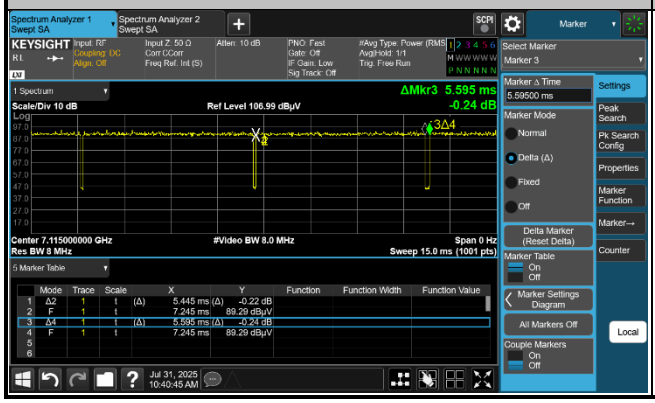

802.11be EHT40 Full RU

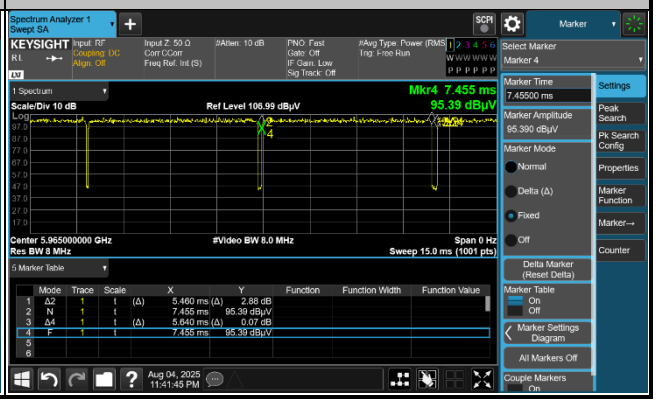

802.11be EHT80 Full RU

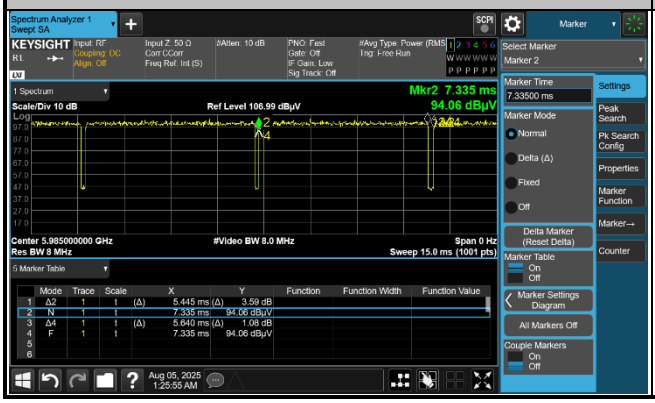

802.11be EHT160 Full RU

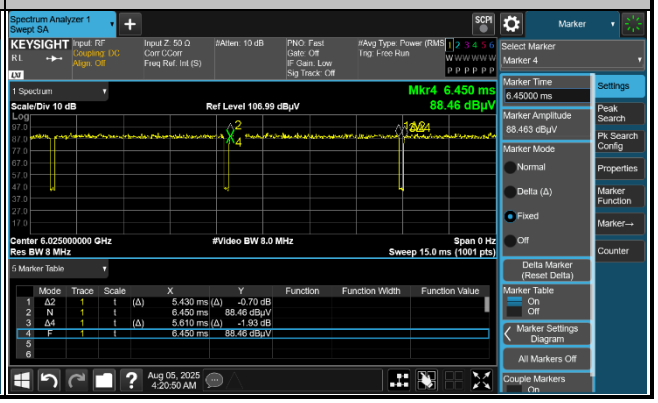

802.11be EHT320 Full RU

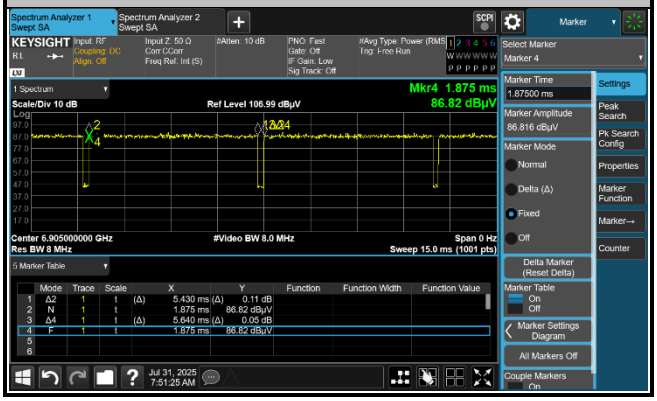

<For Radiated Spurious Emission test>

<N_{ss} = 2>

Antenna	Band	Duty Cycle(%)	T(us)	Duty Factor(dB)
4+5	6GHz 802.11be EHT20 Full RU	96.80	5445.00	0.14
4+5	6GHz 802.11be EHT40 Full RU	96.54	5445.00	0.15
4+5	6GHz 802.11be EHT80 Full RU	96.52	5432.00	0.15
4+5	6GHz 802.11be EHT160 Full RU	97.05	5430.00	0.13
4+5	6GHz 802.11be EHT320 Full RU	97.05	5430.00	0.13

MIMO <Ant. 4+5>

802.11be EHT20 Full RU

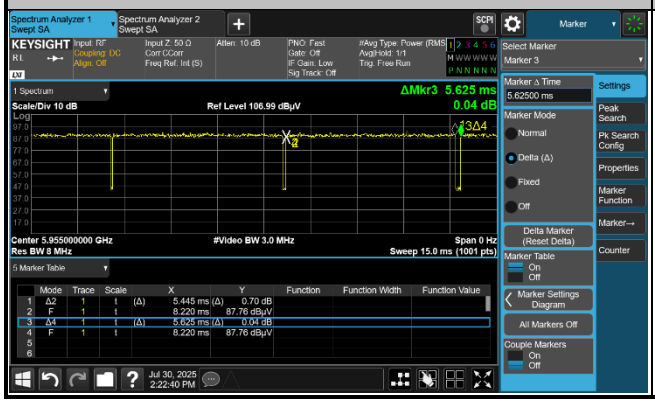

802.11be EHT40 Full RU

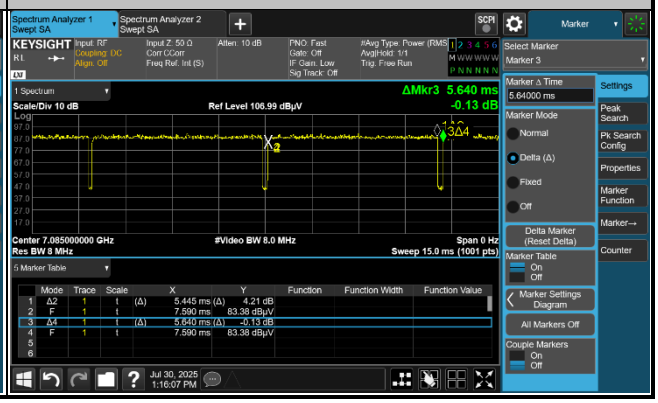

802.11be EHT80 Full RU

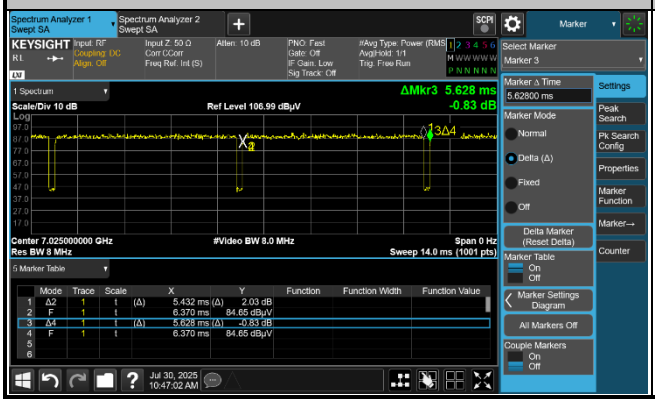

802.11be EHT160 Full RU

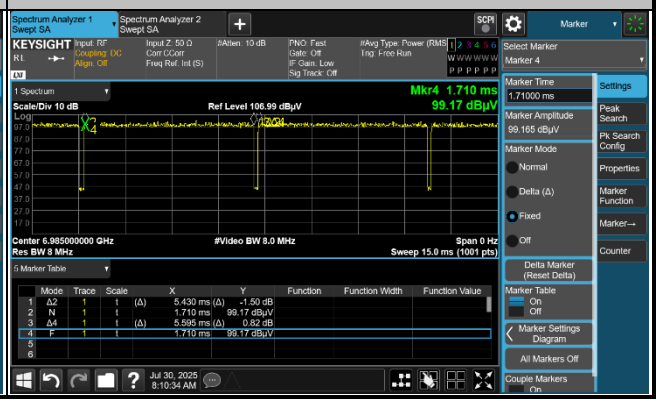

802.11be EHT320 Full RU

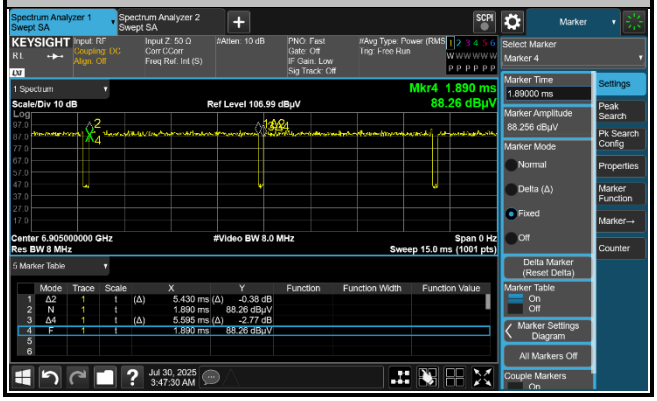

<For Conducted test>

<N_{ss} = 1>

Antenna	Band	Duty-Cycle(%)	T(us)	Duty Factor(dB)
4	802.11be EHT20 Full RU	96.98	5455	0.13
4	802.11be EHT40 Full RU	97.23	5450	0.12
4	802.11be EHT80 Full RU	97.24	5455	0.12
4	802.11be EHT160 Full RU	97.15	5455	0.13
4	802.11be EHT320 Full RU	96.72	5455	0.14
4+5	802.11be EHT20 Full RU for Ant4	97.50	5450	0.11
4+5	802.11be EHT20 Full RU for Ant5	96.89	5455	0.14
4+5	802.11be EHT40 Full RU for Ant4	96.63	5455	0.15
4+5	802.11be EHT40 Full RU for Ant5	97.06	5455	0.13
4+5	802.11be EHT80 Full RU for Ant4	96.89	5455	0.14
4+5	802.11be EHT80 Full RU for Ant5	96.89	5455	0.14
4+5	802.11be EHT160 Full RU for Ant4	96.98	5455	0.13
4+5	802.11be EHT160 Full RU for Ant5	97.32	5450	0.12
4+5	802.11be EHT320 Full RU for Ant4	96.63	5455	0.15
4+5	802.11be EHT320 Full RU for Ant5	96.63	5455	0.15

Note: The duty factor applied for each channel is verified before PSD measurement, there might be negligible factor delta between low, middle and high channels so table above is just for reference only.

<Ant. 4>

802.11be EHT20 Full RU

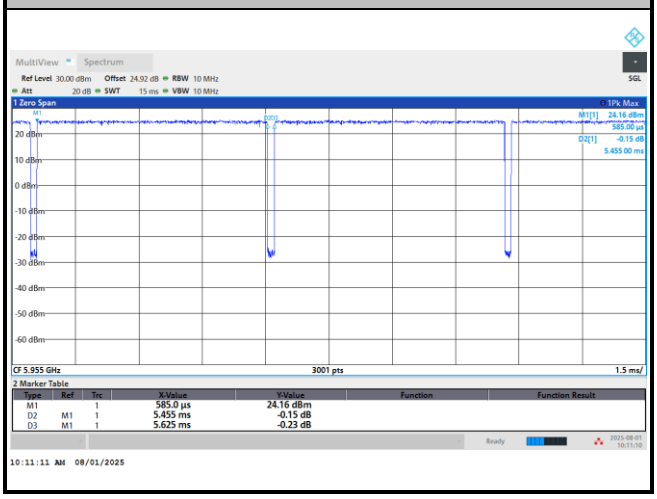

MIMO <Ant. 4+5>

802.11be EHT20 Full RU

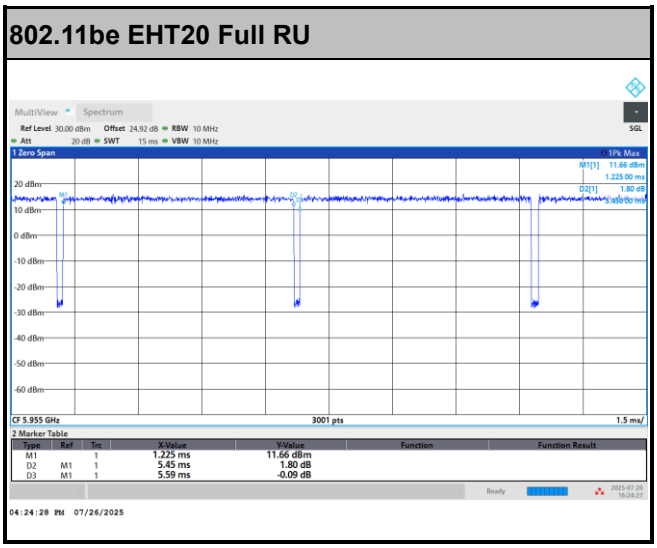

<N_{ss} = 2>

Antenna	Band	Duty-Cycle(%)	T(us)	Duty Factor(dB)
4+5	802.11be EHT20 Full RU for Ant4	97.41	5455	0.11
4+5	802.11be EHT20 Full RU for Ant5	97.06	5450	0.13
4+5	802.11be EHT40 Full RU for Ant4	96.55	5450	0.15
4+5	802.11be EHT40 Full RU for Ant5	97.06	5455	0.13
4+5	802.11be EHT80 Full RU for Ant4	96.63	5455	0.15
4+5	802.11be EHT80 Full RU for Ant5	96.72	5455	0.14
4+5	802.11be EHT160 Full RU for Ant4	97.41	5455	0.11
4+5	802.11be EHT160 Full RU for Ant5	97.06	5450	0.13
4+5	802.11be EHT320 Full RU for Ant4	97.32	5455	0.12
4+5	802.11be EHT320 Full RU for Ant5	97.24	5460	0.12

Note: The duty factor applied for each channel is verified before PSD measurement, there might be negligible factor delta between low, middle and high channels so table above is just for reference only.

MIMO <Ant. 4+5>

802.11be EHT20 Full RU

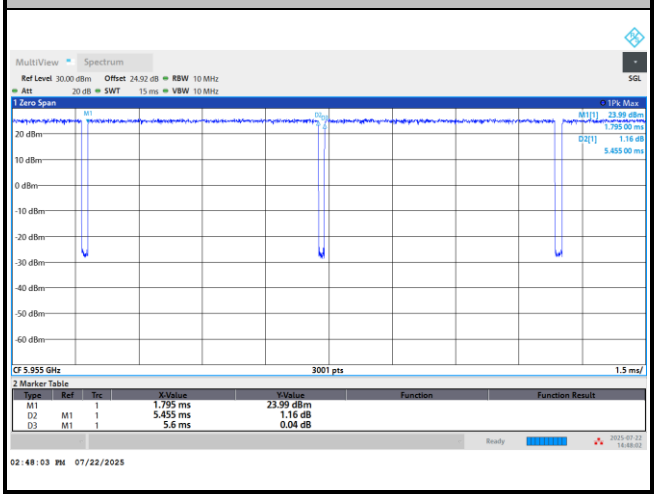

————THE END————