NOTES: (UNLESS OTHERWISE SPECIFIED)

1. THIS DRAWING REFERENCES SUPPLIED 3D DATABASE NUMBER STAB-MC-0001-00_LOGO CAP, SONOSIM, NEEDLE CONTROLLER.SLDPRT. THE GEOMETRY IN THE DATABASE IS BASIC. ALL UNDIMENSIONED FEATURES ON PART TO MATCH THE CAD DATABASE WITHIN TOLERANCES AS SPECIFIED BY SPI STANDARDS & PRACTICES OF PLASTICS MOLDERS, COMMERCIAL. INTERPRET DIMENSIONS AND TOLERANCES PER ASME Y14.5M-1994. ANY DIMENSIONS AND/OR TOLERANCES ON THIS DRAWING SUPERCEDE THE CAD DATABASE.

2. MATERIAL SPECIFICATION:
   A. PC+ABS (CYCOLOY C1200)
   B. MATERIAL SUBSTITUTION PERMITTED WITH WRITTEN APPROVAL.
   C. COLOR TO MATCH APPLE CHARGER WHITE
   D. REGRIND NOT PERMITTED.

3. ALL DIMENSIONS ARE IN MILLIMETERS.

4. GATE PART USING A CAVITY EDGE GATE. LOCATION TO BE APPROVED BY MINDTRIBE.

5. GATE VESTIGE TO BE TRIMMED FLUSH OR SUBFLUSH TO SURROUNDING SURFACE.

6. EJECTOR PIN MARKS TO BE FLUSH ± 0.1 TO SURROUNDING SURFACE.

7. UNLESS OTHERWISE SPECIFIED AND/OR ON A PARTING LINE, ALL SHARP EDGES AND CORNERS TO BE R 0.1.

8. COSMETIC SURFACE: TOOLING MARKS OF ANY KIND NOT PERMITTED.

9. SURFACE FINISH OF ALL PART SURFACES TO BE SPI B-2 (400 GRIT PAPER) OR BETTER PRIOR TO TEXTURING.

10. COSMETIC SURFACES TO BE TEXTURED TO MATCH MOLD-TECH MT-11005.

11. PARTING AND/OR WITNESS LINE MISMATCH NOT TO EXCEED 0.13.

12. STANDING FLASH NOT TO EXCEED 0.1 IN ANY DIMENSION.

13. MOLDED PART TO BE FREE OF MOLD RELEASE OR OTHER SURFACE CONTAMINANTS.

14. DIMENSION(S) INSIDE ⬭ ARE KEY DESIGN FEATURE(S) AND ARE TO MEET APPLICABLE IN-PROCESS INSPECTION STANDARDS.

15. TOOL DESIGN TO BE SUBMITTED TO AND APPROVED BY MINDTRIBE PRIOR TO START OF CONSTRUCTION OF TOOLS.

16. TOOLING CONSTRUCTED TO MOLD THIS PART TO BE PROPERTY OF SONOSIM, AND TO BE PERMANENTLY MARKED WITH THE NAME SONOSIM AND THE PART NUMBER.

17. DESIGNATED SURFACES TO BE TEXTURED AS SPI A-2.

18. COMPLIANCE MARKINGS TO BE LASER ETCHED. SERIAL NUMBER MUST BE SERIALIZED, INCREMENTING AS SPECIFIED IN SHEET 2 OF 2. BARCODE LABEL DENOTING SERIAL NUMBER MUST BE AFFIXED TO DESIGNATED SURFACE AFTER ETCHING. BARCODE MUST NOT LEAVE BEHIND RESIDUE UPON REMOVAL. LASER ETCH ILLUSTRATION WILL BE PROVIDED IN FORM OF ADOBE ILLUSTRATOR FILE, "LASER ETCH ILLUSTRATION, SONOSIM, NEEDLE CONTROLLER.AI". SEE SHEET 2 OF 2 FOR MORE DETAILS.

REV.	DESCRIPTION	BY	DATE
A	INITIAL RELEASE	M. CHOI	06/26/2016
B	ADDED LASER ETCH SHEET, LASER ETCHING DETAIL, NOTE 18	M. CHOI	08/15/2016
C	INCREASED ENGAGEMENT OF SNAP, CHANGED 1.78 TO 1.73 FOR SNAP WINDOW HEIGHT, AND 4.90 TO 4.85 TO SNAP WINDOW LOCATION	M. CHOI	09/02/2016
D	CHANGED SERIALIZATION FROM "STAB01" TO "ABCD01"	M. CHOI	09/07/2016

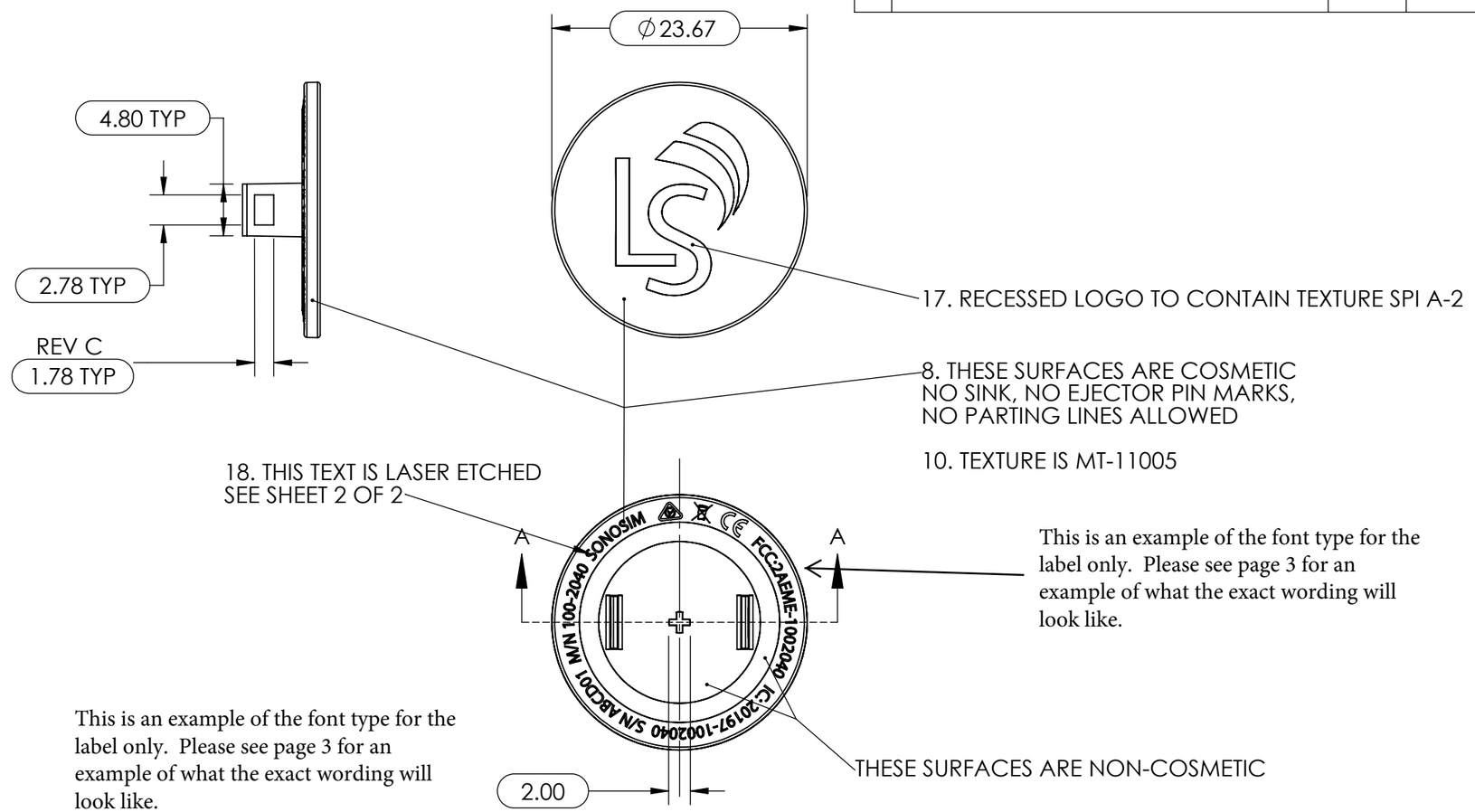

This is an example of the font type for the label only. Please see page 3 for an example of what the exact wording will look like.

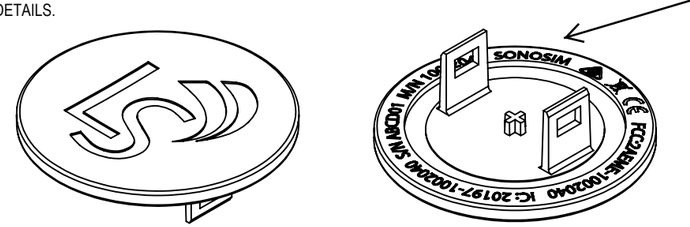

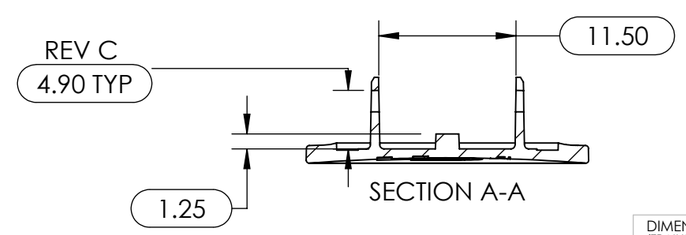

DIMENSIONS ARE IN MM
(TRAILING ZEROS ARE DROPPED FOR WHOLE METRIC VALUES)

STANDARD TOLERANCES:
X.X ±0.25
X.XX ± 0.13
ANGLES: ± 1°

APPROVALS		DATE
DRAWN	M.CHOI	06/26/16
CHECKED	T.HSIU	07/07/16
MATERIAL	SEE NOTES	
FINISH	SEE NOTES	

MINDTRIBE PRODUCT ENGINEERING, INC
25 KEARNY STREET, SUITE 200
SAN FRANCISCO, CA 94108
(415) 813-1200 www.mindtribe.com

CLIENT: SONOSIM
PROJECT: NEEDLE
TITLE: LOGO CAP

SIZE	PART NO.	DWG. NO.	REV.
B	STAB-MC-0001-00	STAB-MC-0001	D

SCALE: 2:1 STAB-MC-0001_Logo Cap, Sonosim, Needle Controller.slddrw SHEET 1 OF 2

LASER ETCHING DETAIL

18. ALL TEXT TO BE LASER ETCHED RESULTING IN GREY TEXT ON TOP OF WHITE PLASTIC, MATCHING THE LASER ETCHING SAMPLES PROVIDED BY PRECISION PLASTICS ON WHITE PC-ABS

This is an example of the font type for the label only. Please see page 3 for an example of what the exact wording will look like.

LASER ETCHED TEXT MUST REMAIN WITHIN THESE LINES



BARCODE LABEL DENOTING SERIAL NUMBER MUST BE AFFIXED TO THIS SURFACE AFTER ETCHING. BARCODE MUST NOT LEAVE BEHIND RESIDUE UPON REMOVAL.

SERIAL NUMBER WILL BE SERIALIZED, INCREMENTING 6-CHARACTER ALPHANUMERIC STRING WITH FORMAT "ABCD01"

LASER ETCH ILLUSTRATION WILL BE PROVIDED IN FORM OF ADOBE ILLUSTRATOR FILE, "LASER ETCH ILLUSTRATION, SONOSIM, NEEDLE CONTROLLER.AI".

MINDTRIBE PRODUCT ENGINEERING, INC
25 KEARNY STREET, SUITE 200
SAN FRANCISCO, CA 94108
(415) 813-1200 www.mindtribe.com

DIMENSIONS ARE IN MM
(TRAILING ZEROS ARE DROPPED FOR WHOLE METRIC VALUES)

STANDARD TOLERANCES:
X.X ±0.25
X.XX ± 0.13
ANGLES: ± 1°

APPROVALS		DATE
DRAWN	M.CHOI	06/26/16
CHECKED	T.HSIU	07/07/16
MATERIAL	SEE NOTES	
FINISH	SEE NOTES	

CLIENT: SONOSIM		PROJECT: NEEDLE	
TITLE: LOGO CAP			
SIZE: B	PART NO.: STAB-MC-0001-00	DWG. NO.: STAB-MC-0001	REV.: D
SCALE: 6:1	STAB-MC-0001_Logo Cap, Sonosim, Needle Controller.slddrw		SHEET 2 OF 2

FCC Label Inquiry

Device is smaller than the palm of the hand

FCC Label: Proposal #1

The label is etched onto the back of a cap that is permanently attached to the syringe housing and cannot be removed. As you can see from the image provided the markings are clearly visible by the user. We, unfortunately, cannot accommodate the two-part statement due to the limited surface room.

FCC ID:2AEME-1002040 IC: 20197-1002040 S/N ABCD10 M/N 100-2040 SONOS WISONOS