Annex B.ii. Photograph: EUT Internal Photo

A1. Switch Module – external

Front View

Rear View

Left View



Right View



Top View

Bottom View



A2. Switch Module - internal

Uncover View



Isolators



Switch board Top View



Switch board Bottom View



Amplifier board Top View



Amplifier board Bottom View



Power supply Front View

Power supply mainboard Top View



Power supply mainboard Bottom View



A3. PA – external

Front View



Rear View



Left View



Right View



Top View



Bottom View



A4. PA – internal

Uncover View



End pre-amplifier Top View



End pre-amplifier Bottom View



Synthesizer Top View



Synthesizer Bottom View



Splitter Top View



Splitter Bottom View



Pre-amplifier Top View



Pre-amplifier Bottom View



Monitoring sampling control board Top View



Monitoring sampling cortrol board Bottom View



Input control board Top View



Input control board Bottom View



Final amplifier Top View



Final amplifier Bottom View



A5. Acquisition control unit-external

Front View



Rear View



Left View



Right View



Top View



Bottom View



A6. Acquisition control unit-internal

Top View



Power board Top View



Power board Bottom View



Control board Top View



Control board Bottom View



SCM control board Top View



SCM control board Bottom View



A7.Control unit-external

Front View