FCC Radio Test Report

FCC ID	:	**2AENP-MTB03L**
Equipment	:	**True Wireless In-Ear Headphones**
Brand Name	:	**Montblanc**
Model Name	:	**MTB 03**
Applicant	:	**Montblanc-Simplo GmbH Hellgrundweg 100, 22525 Hamburg, Germany**
Manufacturer	:	**Montblanc-Simplo GmbH Hellgrundweg 100, 22525 Hamburg, Germany**
Standard	:	**47 CFR FCC Part 15.247**

The product was received on Jul. 20, 2021, and testing was started from Jan. 24, 2022 and completed on Mar. 19, 2022. We, SPORTON INTERNATIONAL INC. Hsinhua Laboratory, would like to declare that the tested sample has been evaluated in accordance with the procedures given in ANSI C63.10-2013 and shown compliance with the applicable technical standards.

The test results in this report apply exclusively to the tested model / sample. Without written approval of SPORTON INTERNATIONAL INC. Hsinhua Laboratory, the test report shall not be reproduced except in full.

Approved by: Jackson Tsai

SPORTON INTERNATIONAL INC. Hsinhua Laboratory

No.52, Huaya 1st Rd., Guishan Dist., Taoyuan City 333411, Taiwan (R.O.C.)

Table of Contents

HISTORY OF THIS TEST REPORT 3

SUMMARY OF TEST RESULT 4

1 GENERAL DESCRIPTION 5

1.1 Information 5
1.2 Testing Applied Standards 7
1.3 Testing Location Information 7
1.4 Measurement Uncertainty 7

2 TEST CONFIGURATION OF EUT 8

2.1 Test Channel Mode 8
2.2 The Worst Case Measurement Configuration 9
2.3 Accessories 10
2.4 Support Equipment 10
2.5 Test Setup Diagram 10

3 TRANSMITTER TEST RESULT 11

3.1 20dB Bandwidth and Carrier Frequency Separation 11
3.2 Maximum Conducted Output Power 12
3.3 Number of Hopping Frequencies and Hopping Bandedge 13
3.4 Time of Occupancy (Dwell Time) 14
3.5 Emissions in Non-restricted Frequency Bands 15
3.6 Emissions in Restricted Frequency Bands 16

4 TEST EQUIPMENT AND CALIBRATION DATA 19

APPENDIX A. TEST RESULTS OF 20DB BANDWIDTH AND CARRIER FREQUENCY SEPARATION

APPENDIX B. TEST RESULTS OF MAXIMUM CONDUCTED OUTPUT POWER

APPENDIX C. TEST RESULTS OF NUMBER OF HOPPING FREQUENCIES AND HOPPING BANDEDGE

APPENDIX D. TEST RESULTS OF TIME OF OCCUPANCY (DWELL TIME)

APPENDIX E. TEST RESULTS OF EMISSIONS IN NON-RESTRICTED FREQUENCY BANDS

APPENDIX F. TEST RESULTS OF EMISSIONS IN RESTRICTED FREQUENCY BANDS

APPENDIX G. TEST PHOTOS

PHOTOGRAPHS OF EUT V01

History of this test report

Report No.	Version	Description	Issued Date
FR171901AD	01	Initial issue of report	May 30, 2022

Summary of Test Result

Report Clause	Ref. Std. Clause	Test Items	Result (PASS/FAIL)	Remark
1.1.2	15.203	Antenna Requirement	PASS	-
-	15.207	AC Power-line Conducted Emissions	Not Required	Only employ battery power
3.1	15.247(a)	20dB Bandwidth	PASS	-
3.1	15.247(a)	Carrier Frequency Separation	PASS	-
3.2	15.247(b)	Maximum Conducted Output Power	PASS	-
3.3	15.247(a)	Number of Hopping Frequencies and Hopping Bandedge	PASS	-
3.4	15.247(a)	Time of Occupancy (Dwell Time)	PASS	-
3.5	15.247(d)	Emissions in Non-restricted Frequency Bands	PASS	-
3.6	15.247(d)	Emissions in Restricted Frequency Bands	PASS	-

Declaration of Conformity:
The test results with all measurement uncertainty excluded are presented in accordance with the regulation limits or requirements declared by manufacturers.
Comments and explanations:
None

Reviewed by: Sam Tsai

Report Producer: Amber Chiu

1 General Description

1.1 Information

1.1.1 RF General Information

Frequency Range (MHz)	Bluetooth Version	Ch. Frequency (MHz)	Channel Number
2400-2483.5	BR / EDR	2402-2480	0-78 [79]

Band	Mode	BWch (MHz)	Nant
2.4-2.4835GHz	BT-BR(1Mbps)	1	1TX
2.4-2.4835GHz	BT-EDR(2Mbps)	1	1TX
2.4-2.4835GHz	BT-EDR(3Mbps)	1	1TX

Note:
- Bluetooth BR uses a GFSK (1Mbps).
- Bluetooth EDR uses a combination of π/4-DQPSK (2Mbps) and 8DPSK (3Mbps).
- Bluetooth BR/EDR uses as a system using FHSS modulation.
- BWch is the nominal channel bandwidth.

1.1.2 Antenna Information

Ant.	Brand	Model Name	Antenna Type	Connector	Gain (dBi)
1	OneWave Electronic Co., Ltd.	WAN3216F245L08	Chip Antenna	N/A	-2.3

Note 1: The EUT has one antenna.

For BT function:

For IEEE 802.15.1 Bluetooth mode (1TX/1RX)

Only Ant. 1 can be used as transmitting/receiving antenna.

1.1.3 EUT Information

Operational Condition				
EUT Power Type	From Battery			
EUT Function	☒	Point-to-multipoint	☐	Point-to-point

Type of EUT		
☒	Stand-alone	
☐	Combined (EUT where the radio part is fully integrated within another device)	
	Combined Equipment - Brand Name / Model No.:	…
☐	Plug-in radio (EUT intended for a variety of host systems)	
	Host System - Brand Name / Model No.:	…
☐	Other:	

1.1.4 Mode Test Duty Cycle

Mode	DC	DCF(dB)	T(s)	VBW(Hz) ≥ 1/T
BT-BR(1Mbps)	0.742	1.3	2.891m	1k
BT-EDR(2Mbps)	0.742	1.3	2.891m	1k
BT-EDR(3Mbps)	0.742	1.3	2.892m	1k

Note. If DC < 0.98, the DCF was added while measuring Output power and PSD.

1.2 Testing Applied Standards

According to the specifications of the manufacturer, the EUT must comply with the requirements of the following standards:

- 47 CFR FCC Part 15
- ANSI C63.10-2013

The following reference test guidance is not within the scope of accreditation of TAF:

- KDB 558074 D01 v05r02
- KDB 414788 D01 v01r01

1.3 Testing Location Information

Test Lab.：Sporton International Inc. Hsinhua Laboratory				
☒ Hsinhua (**TAF:** 3785)	**ADD:** No.52, Huaya 1st Rd., Guishan Dist., Taoyuan City 333411, Taiwan (R.O.C.)			
	TEL: 886-3-327-3456		**FAX:** 886-3-327-0973	
Test site Designation No. TW3785 with FCC.				
Test Condition	**Test Site No.**	**Test Engineer**	**Test Environment**	**Test Date**
RF Conducted	TH06-HY	Johnny Yu	21.2~24.8°C / 52~58%	24/Jan/2022~19/Mar/2022
Radiated	03CH02-HY	Lego Lin	21.5~23.4°C / 54~64%	16/Mar/2022~17/Mar/2022
☐ Wen 33rd.St. (**TAF:** 3785)	**ADD:** No.14-1, Ln. 19, Wen 33rd St., Guishan Dist., Taoyuan City 333010, Taiwan (R.O.C.)			
	TEL: 886-3-318-0787		**FAX:** 886-3-318-0287	
Test site Designation No. TW0008 with FCC.				

1.4 Measurement Uncertainty

ISO/IEC 17025 requires that an estimate of the measurement uncertainties associated with the emissions test results be included in the report. The measurement uncertainties given below are based on a 95% confidence level (based on a coverage factor (k=2)

Test Items	**Uncertainty**	**Remark**
Conducted Emission (150kHz ~ 30MHz)	0.9 dB	Confidence levels of 95%
Radiated Emission (9kHz ~ 30MHz)	2.4 dB	Confidence levels of 95%
Radiated Emission (30MHz ~ 1,000MHz)	3.7 dB	Confidence levels of 95%
Radiated Emission (1GHz ~ 18GHz)	3.6 dB	Confidence levels of 95%
Radiated Emission (18GHz ~ 40GHz)	3.5 dB	Confidence levels of 95%
Conducted Emission	1.0 dB	Confidence levels of 95%
Temperature	0.41 °C	Confidence levels of 95%
Humidity	3.4 %	Confidence levels of 95%

2 Test Configuration of EUT

2.1 Test Channel Mode

Test Software Version	BlueTest3:3.3.5

Mode	Power Setting
BT-BR(1Mbps)	-
2402MHz	5
2440MHz	5
2480MHz	5
BT-EDR(2Mbps)	-
2402MHz	5
2440MHz	5
2480MHz	5
BT-EDR(3Mbps)	-
2402MHz	5
2440MHz	5
2480MHz	5

2.2 The Worst Case Measurement Configuration

The Worst Case Mode for Following Conformance Tests	
Tests Item	20dB Bandwidth Carrier Frequency Separation Maximum Conducted Output Power Number of Hopping Frequencies Hopping Bandedge Time of Occupancy (Dwell Time) Emissions in Non-restricted Frequency Bands
Test Condition	Conducted measurement at transmit chains ☒ Non-adaptive frequency hopping systems (Non-AFH) ☒ adaptive frequency hopping systems (AFH)
Non-AFH Mode configuration was found to be the worst case and measured during the test.	

The Worst Case Mode for Following Conformance Tests			
Tests Item	Emissions in Restricted Frequency Bands		
Test Condition	Radiated measurement If EUT consist of multiple antenna assembly (multiple antenna are used in EUT regardless of spatial multiplexing MIMO configuration), the radiated test should be performed with highest antenna gain of each antenna type.		
Operating Mode < 1GHz	CTX		
1	Battery Mode		
Operating Mode > 1GHz	CTX		
Orthogonal Planes of EUT	**X Plane**	**Y Plane**	**Z Plane**
Worst Planes of EUT			V

2.3 Accessories

Accessories				
Battery	Brand Name	VARTA	Model Name	CP1254 A4
	Manufacturer	VARTA MICROBATTERY GMBH	SN	-
	Power Rating	3.7 Vdc, 70 mAh	Type	Li-ion, Button cell

Reminder: Regarding to more detail and other information, please refer to user manual.

2.4 Support Equipment

Support Equipment – Conducted					
No.	**Equipment**	**Brand Name**	**Model Name**	**FCC ID**	**Remark**
1	Notebook	DELL	E5550	-	-
2	Adapter for NB	DELL	HA65NM130	-	-
3	Test fixture cable	Toongin	254-G5-4	-	Provided by Customer

2.5 Test Setup Diagram

Test Setup Diagram - Radiated Test

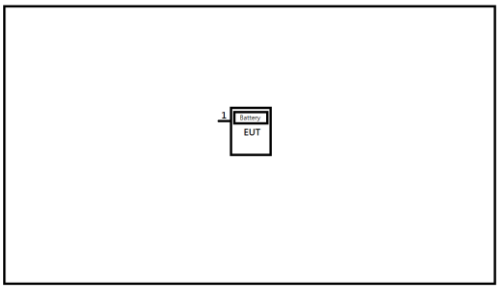

Item	Connection	Shielded	Length(m)	Remark
1	Test fixture cable	No	0.05	-

3 Transmitter Test Result

3.1 20dB Bandwidth and Carrier Frequency Separation

3.1.1 20dB Bandwidth and Carrier Frequency Separation Limit

20dB Bandwidth and Carrier Frequency Separation Limit for Frequency Hopping Systems	
▪ 2400-2483.5 MHz Band:	
	▪ N ≥75 and ChS ≥ MAX (20 dB bandwidth, 25 kHz).
	▪ 75>N ≥ 15 and ChS ≥ MAX (20 dB bandwidth 2/3,25 kHz).
N:Number of Hopping Frequencies; **ChS**: Hopping Channel Separation	

3.1.2 Measuring Instruments

Refer a test equipment and calibration data table in this test report.

3.1.3 Test Procedures

Test Method
▪ Refer as ANSI C63.10-2013, clause 6.9.2 for 20 dB bandwidth measurement.
▪ Refer as ANSI C63.10-2013, clause 7.8.2 for carrier frequency separation measurement.

3.1.4 Test Setup

20dB Bandwidth and Carrier Frequency Separation


3.1.5 Test Result of 20dB Bandwidth

Refer as Appendix A

3.1.6 Test Result of Carrier Frequency Separation

Refer as Appendix A

3.2 Maximum Conducted Output Power

3.2.1 Maximum Conducted Output Power Limit

Maximum Conducted Output Power Limit	
▪ 2400-2483.5 MHz Band:	
	▪ N ≥ 75; Power 30dBm; EIRP 36dBm
	▪ 75 >N ≥ 15; Power 21dBm; EIRP 27dBm
N:Number of Hopping Frequencies	

3.2.2 Measuring Instruments

Refer a test equipment and calibration data table in this test report.

3.2.3 Test Procedures

Test Method
▪ Refer as ANSI C63.10-2013, clause 7.8.5 for output power measurement.

3.2.4 Test Setup

Maximum Conducted Output Power (Peak Power Meter)

3.2.5 Test Result of Maximum Conducted Output Power

Refer as Appendix B

3.3 Number of Hopping Frequencies and Hopping Bandedge

3.3.1 Number of Hopping Frequencies Limit

Number of Hopping Frequencies Limit	
▪ 2400-2483.5 MHz Band:	
	▪ N ≥ 75 and ChS ≥ MAX (20 dB bandwidth, 25 kHz).
	▪ 75 >N ≥ 15 and ChS ≥ MAX (20 dB bandwidth 2/3,25 kHz).
N:Number of Hopping Frequencies; **ChS** : Hopping Channel Separation	

3.3.2 Hopping Bandedge Limit

Refer clause 3.5.1 and clause 3.6.1

3.3.3 Measuring Instruments

Refer a test equipment and calibration data table in this test report.

3.3.4 Test Procedures

Test Method
▪ Refer as ANSI C63.10-2013, clause 7.8.3 for number of hopping frequencies measurement.
▪ Refer as ANSI C63.10-2013, clause 7.8.6 for hopping frequencies Bandedge measurement.

3.3.5 Test Setup

Number of Hopping Frequencies and Hopping Frequencies Bandedge
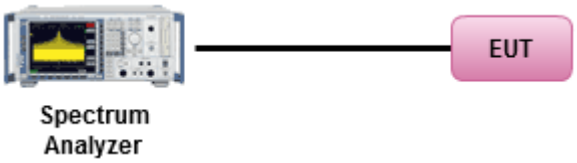

3.3.6 Test Result of Number of Hopping Frequencies

Refer as Appendix C

3.3.7 Test Result of Number of Hopping Frequencies Bandedge

Refer as Appendix C

3.4 Time of Occupancy (Dwell Time)

3.4.1 Time of Occupancy (Dwell Time) Limit

Time of Occupancy (Dwell Time) Limit for Frequency Hopping Systems	
▪ 2400-2483.5 MHz Band:	
	▪ N ≥ 75; 0.4s in N x 0.4 period
	▪ 75 >N ≥ 15; 0.4s in N x 0.4 period
N:Number of Hopping Frequencies	

3.4.2 Measuring Instruments

Refer a test equipment and calibration data table in this test report.

3.4.3 Test Procedures

Test Method	
▪ Refer as ANSI C63.10-2013, clause 7.8.4 for dwell time measurement.	
▪ Bluetooth ACL packets can be 1, 3, or 5 time slots. Following as dwell time. Operate DH5 at maximum dwell time and maximum duty cycle.	
	▪ The DH5 packet can cover up to 5 time slots. Operate DH5 at maximum dwell time and maximum duty cycle. A maximum length packet has duration of 5 time slots. The hopping rate is 1600 hops/second so the maximum dwell time is 5/1600 seconds, or 3.125ms.DH5 Packet permit maximum 1600/ 79 / 6 = 3.37 hops per second in each channel.

3.4.4 Test Setup

Time of Occupancy (Dwell Time)

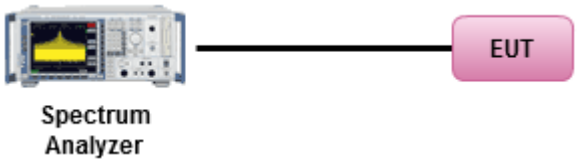

3.4.5 Test Result of Time of Occupancy (Dwell Time)

Refer as Appendix D

3.5 Emissions in Non-restricted Frequency Bands

3.5.1 Emissions in Non-restricted Frequency Bands Limit

Un-restricted Band Emissions Limit	
RF output power procedure	**Limit (dB)**
Peak output power procedure	20
Note 1: If the peak output power procedure is used to measure the fundamental emission power to demonstrate compliance to requirements, then the peak conducted output power measured within any 100 kHz outside the authorized frequency band shall be attenuated by at least 20 dB relative to the maximum measured in-band peak PSD level.	

3.5.2 Measuring Instruments

Refer a test equipment and calibration data table in this test report.

3.5.3 Test Procedures

Test Method
▪ Refer as ANSI C63.10-2013, clause 7.8.8 for unwanted emissions into non-restricted bands.

3.5.4 Test Setup

Emissions in Non-restricted Frequency Bands
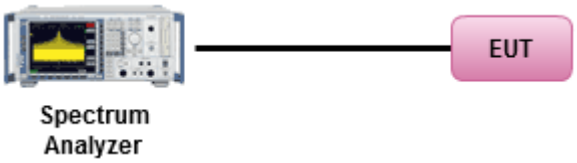

3.5.5 Test Result of Emissions in Non-restricted Frequency Bands

Refer as Appendix E

3.6 Emissions in Restricted Frequency Bands

3.6.1 Emissions in Restricted Frequency Bands Limit

Restricted Band Emissions Limit			
Frequency Range (MHz)	**Field Strength (uV/m)**	**Field Strength (dBuV/m)**	**Measure Distance (m)**
0.009~0.490	2400/F(kHz)	48.5 - 13.8	300
0.490~1.705	24000/F(kHz)	33.8 - 23	30
1.705~30.0	30	29	30
30~88	100	40	3
88~216	150	43.5	3
216~960	200	46	3
Above 960	500	54	3

Note 1: Test distance for frequencies at or above 30 MHz, measurements may be performed at a distance other than the limit distance provided they are not performed in the near field and the emissions to be measured can be detected by the measurement equipment. When performing measurements at a distance other than that specified, the results shall be extrapolated to the specified distance using an extrapolation factor of 20 dB/decade (inverse of linear distance for field-strength measurements, inverse of linear distance-squared for power-density measurements).

Note 2: Test distance for frequencies at below 30 MHz, measurements may be performed at a distance closer than the EUT limit distance; however, an attempt should be made to avoid making measurements in the near field. When performing measurements below30 MHz at a closer distance than the limit distance, the results shall be extrapolated to the specified distance by either making measurements at a minimum of two or more distances on at least one radial to determine the proper extrapolation factor or by using the square of an inverse linear distance extrapolation factor (40 dB / decade). The test report shall specify the extrapolation method used to determine compliance of the EUT.

Note 3: Using the distance of 1m during the test for above 18 GHz, and the test value to correct for the distance factor at 3m.

3.6.2 Measuring Instruments

Refer a test equipment and calibration data table in this test report.

3.6.3 Test Procedures

Test Method	
▪ The average emission levels shall be measured in [hopping duty factor].	
▪ Refer as ANSI C63.10; clause 6.10.3 band-edge testing shall be performed at the lowest frequency channel and highest frequency channel within the allowed operating band.	
▪ For the transmitter unwanted emissions shall be measured using following options below:	
	▪ Refer as ANSI C63.10, clause 4.1.4.2.1 QP value.
	▪ Refer as ANSI C63.10, clause 4.1.4.2.2 measurement procedure peak.
	▪ Refer as ANSI C63.10, clause 4.1.4.2.4 average value of hopping pulsed emissions.
▪	KDB 414788 Open-Field Test Sites and Chamber Correlation Justification.
	▪ Based on FCC 15.31(f)(2): measurements may be performed at a distance closer than that specified in regulations; however, an attempt should be made to avoid making measurements in the near field.
	▪ Open-field site and chamber correlation testing had been performed and chamber measured test result is the worst case test result.

3.6.4 Measurement Results Calculation

The measured Level is calculated using:
Corrected Reading: Raw(Read Level) + AF(Antenna Factor) + CL(Cable Loss) - PA(Preamp Factor)

3.6.5 Test Setup

Emissions in Restricted Frequency Bands
9kHz ~30MHz
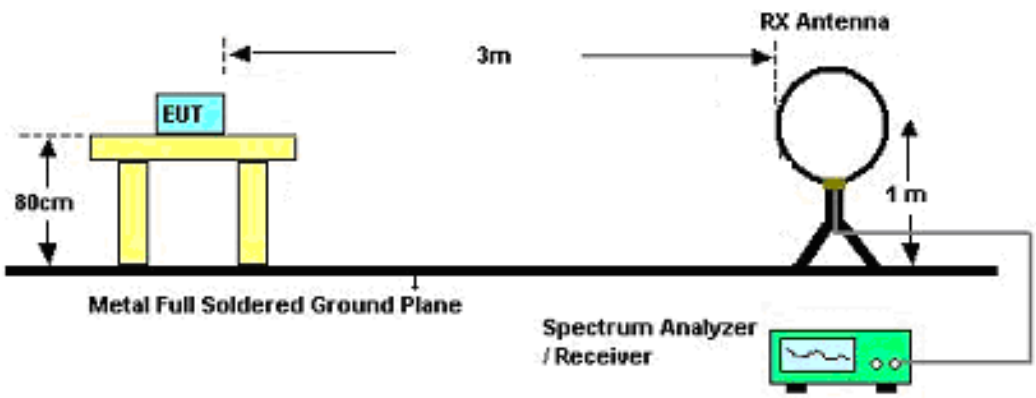

30MHz~1GHz

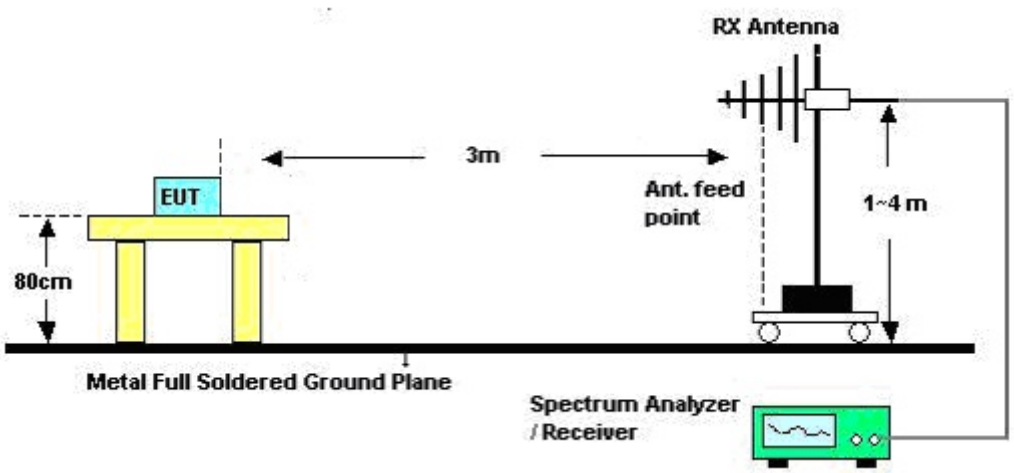

Above 1GHz

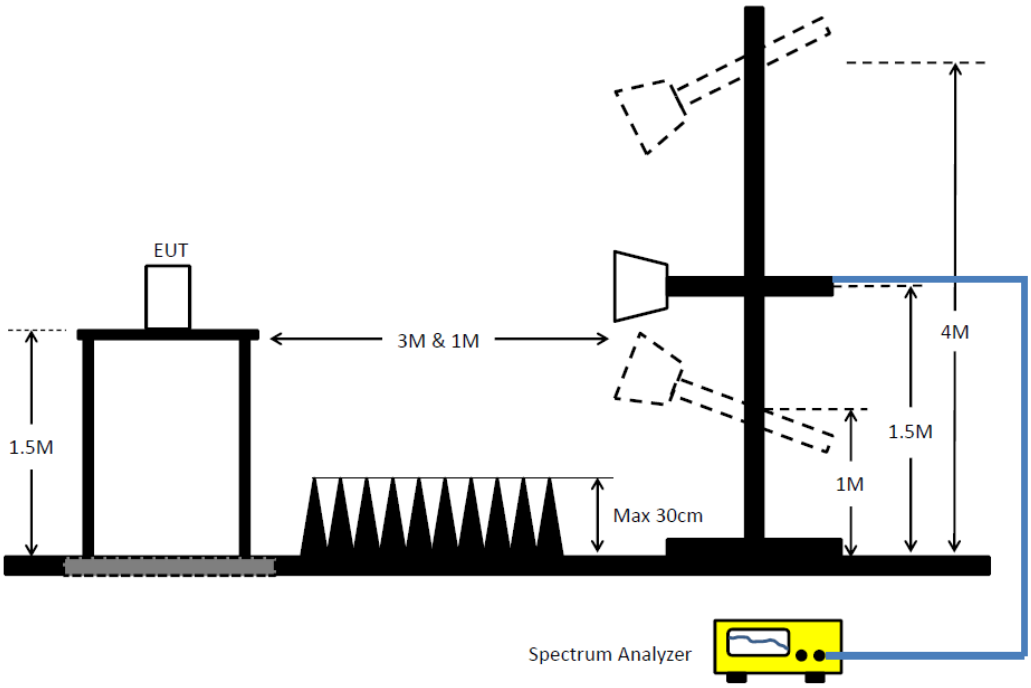

3.6.6 Test Result of Emissions in Restricted Frequency Bands (Below 30MHz)

The amplitude of spurious emissions which are attenuated by more than 20dB below the permissible value has no need to be reported.

3.6.7 Test Result of Emissions in Restricted Frequency Bands

Refer as Appendix F

4 Test Equipment and Calibration Data

Instrument for Conducted Test

Instrument	Manufacturer /Brand	Model No.	Serial No.	Spec.	Calibration Date	Calibration Due Date
Signal Analyzer	R&S	FSV 40	101029	10Hz~40GHz	20/Oct/2021	19/Oct/2022
SMB100A Signal Generator	R&S	SMB100A	181147	100kHz~40GHz	21/Oct/2021	20/Oct/2022
Pulse Sensor	Anritsu	MA2411B	1027452	300MHz~40GHz	25/Mar/2021	24/Mar/2022
Power Meter	Anritsu	ML2495A	1124009	300MHz~40GHz	25/Mar/2021	24/Mar/2022
SENSE-15247_FS	Sporton	V5.10.7.14	N/A	N/A	N/A	N/A

Instrument for Radiated Test

Instrument	Manufacturer /Brand	Model No.	Serial No.	Spec.	Calibration Date	Calibration Due Date
3m Semi Anechoic Chamber	SIDT FRANKONIA	SAC-3M	03CH02-HY	30MHz~1GHz 3m	02/Aug/2021	01/Aug/2022
3m Semi Anechoic Chamber	SIDT FRANKONIA	SAC-3M	03CH02-HY	1GHz~18GHz 3m	01/Aug/2021	31/Jul/2022
Signal Analyzer	R&S	FSV40	101500	10Hz~40GHz	12/Oct/2021	11/Oct/2022
Amplifier	Agilent	8447D	2944A11149	100kHz~1.3GHz	29/Jun/2021	28/Jun/2022
Microwave Preamplifier	Agilent	8449B	3008A02373	1GHz~26.5GHz	03/Nov/2021	02/Nov/2022
Bilog Antenna & 5dB Attenuator	SCHAFFNER / MTJ	CBL 6112B / MTJ6102-05	2723 / 2	30MHz~1GHz	04/Sep/2021	03/Sep/2022
Double Ridged Guide Horn Antenna	SCHWARZBEC	BBHA 9120 D	BBHA 9120 D 01543	1GHz~18GHz	04/Jun/2021	03/Jun/2022
RF Cable	MVE	400LL	MVE-1-0802	9kHz~30MHz	05/May/2021	04/May/2022
RF Cable	MVE	400LL	MVE-1-0802	30MHz~1GHz	05/May/2021	04/May/2022
RF Cable-R03m	HUBER+SUHNER	SUCOFLEX104	805193/4+805192/4	1GHz~40GHz	06/Apr/2021	05/Apr/2022
Broadband Horn Antenna	SCHWARZBECK	BBHA 9170	BBHA9170614	15GHz~40GHz	12/May/2021	11/May/2022
Loop Antenna	Teseq	HLA 6120	24155	9kHz~30MHz	14/Apr/2021	13/Apr/2022
EMI Test Receiver	R&S	ESR3	102052	9kHz~3.6GHz	19/Apr/2021	18/Apr/2022
SENSE-15247_FS	Sporton	V5.10.7.13	N/A	N/A	N/A	N/A
SENSE-15247_EMI	Sporton	V5.10.7.15	N/A	N/A	N/A	N/A

Summary

Mode	Max-N dB (Hz)	Max-OBW (Hz)	ITU-Code	Min-N dB (Hz)	Min-OBW (Hz)
2.4-2.4835GHz	-	-	-	-	-
BT-BR(1Mbps)	937.5k	880.81k	881KF1D	935k	872.064k
BT-EDR(2Mbps)	1.324M	1.196M	1M20G1D	1.321M	1.192M
BT-EDR(3Mbps)	1.283M	1.203M	1M20G1D	1.28M	1.196M

Max-N dB = Maximum 20dB down bandwidth; Max-OBW = Maximum 99% occupied bandwidth;
Min-N dB = Minimum 20dB down bandwidth; Min-OBW = Minimum 99% occupied bandwidth

Result

Mode	Result	Limit (Hz)	Port 1-N dB (Hz)	Port 1-OBW (Hz)
BT-BR(1Mbps)	-	-	-	-
2402MHz	Pass	Inf	936.25k	880.81k
2440MHz	Pass	Inf	935k	874.563k
2480MHz	Pass	Inf	937.5k	872.064k
BT-EDR(2Mbps)	-	-	-	-
2402MHz	Pass	Inf	1.321M	1.193M
2440MHz	Pass	Inf	1.321M	1.192M
2480MHz	Pass	Inf	1.324M	1.196M
BT-EDR(3Mbps)	-	-	-	-
2402MHz	Pass	Inf	1.283M	1.196M
2440MHz	Pass	Inf	1.283M	1.198M
2480MHz	Pass	Inf	1.28M	1.203M

Port X-N dB = Port X 20dB down bandwidth;
Port X-OBW = Port X 99% occupied bandwidth

BT-BR(1Mbps) EBW-FS

2402MHz

18/03/2022

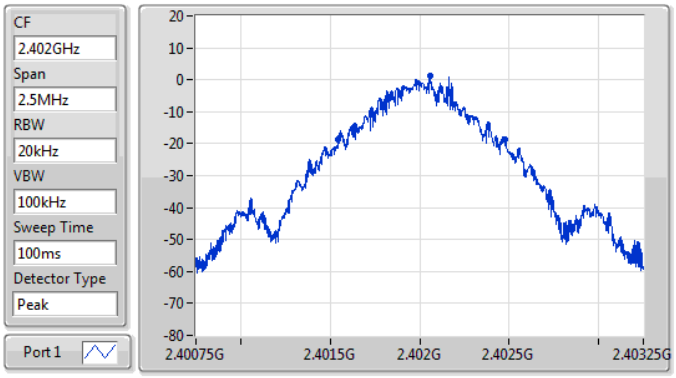

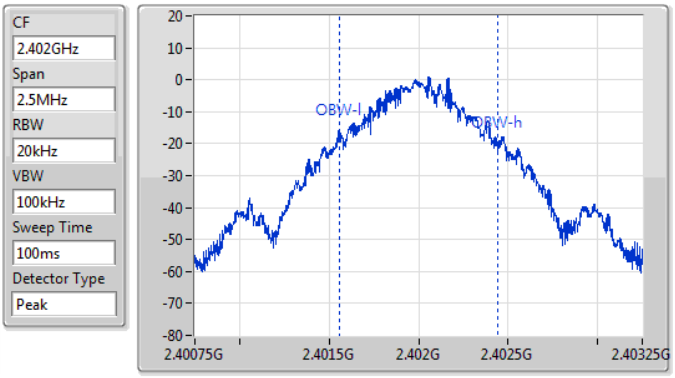

20dB(Hz)	Fl-20dB(Hz)	Fh-20dB(Hz)	OBW(Hz)	Fl-OBW(Hz)	Fh-OBW(Hz)	Limit(Hz)	Port
936.25k	2.401543G	2.402479G	880.81k	2.40156G	2.402441G	Inf	1

BT-BR(1Mbps) EBW-FS

2440MHz

18/03/2022

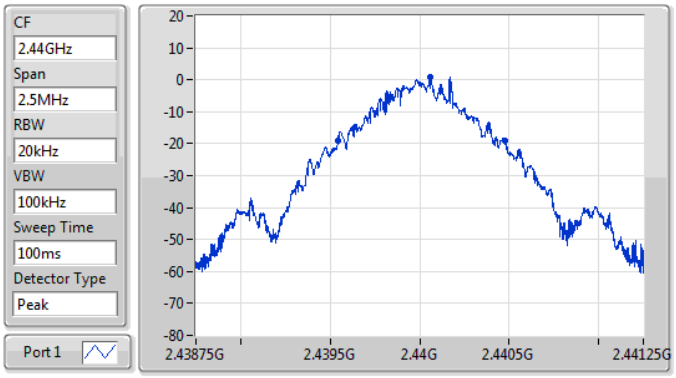

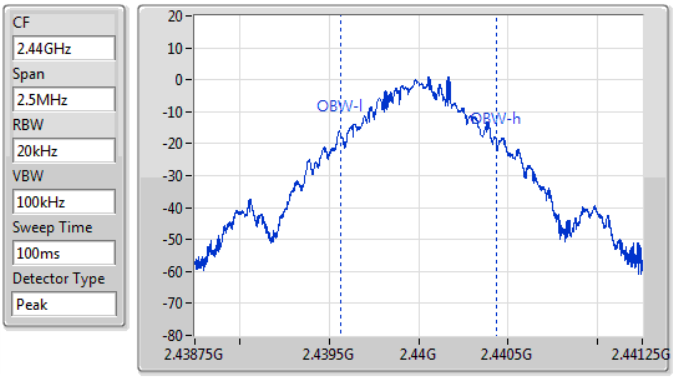

20dB(Hz)	Fl-20dB(Hz)	Fh-20dB(Hz)	OBW(Hz)	Fl-OBW(Hz)	Fh-OBW(Hz)	Limit(Hz)	Port
935k	2.439544G	2.440479G	874.563k	2.439561G	2.440436G	Inf	1

BT-BR(1Mbps) EBW-FS

2480MHz

18/03/2022

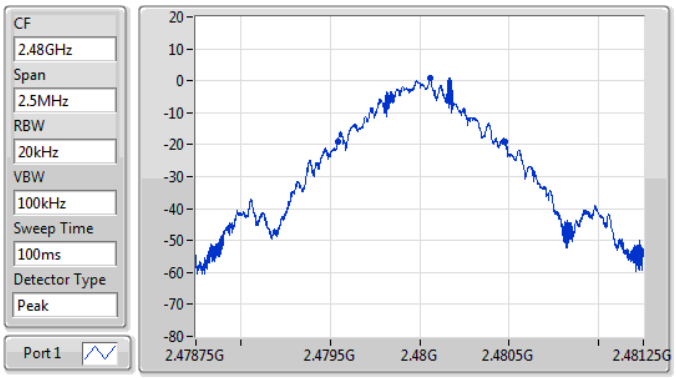

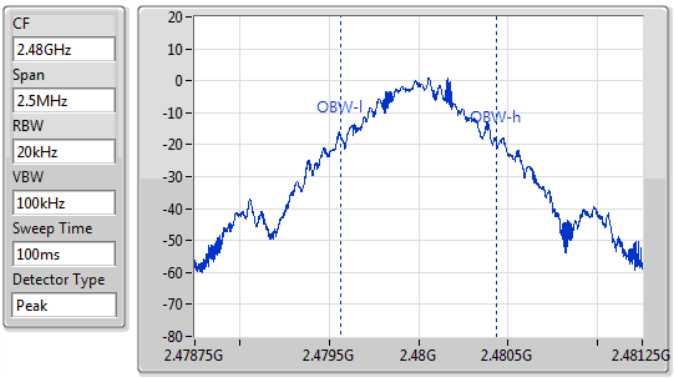

20dB(Hz)	Fl-20dB(Hz)	Fh-20dB(Hz)	OBW(Hz)	Fl-OBW(Hz)	Fh-OBW(Hz)	Limit(Hz)	Port
937.5k	2.479543G	2.48048G	872.064k	2.479561G	2.480434G	Inf	1

BT-EDR(2Mbps) EBW-FS

2402MHz

18/03/2022

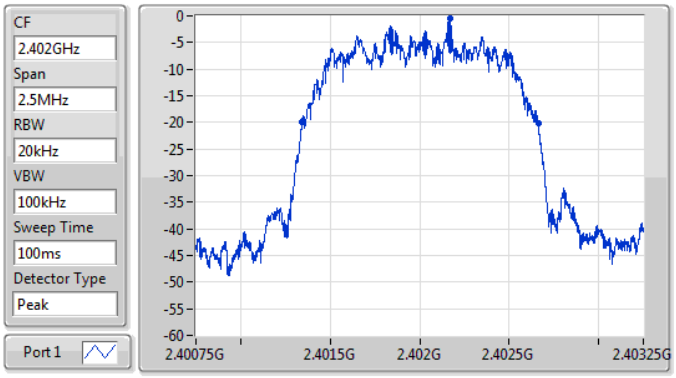

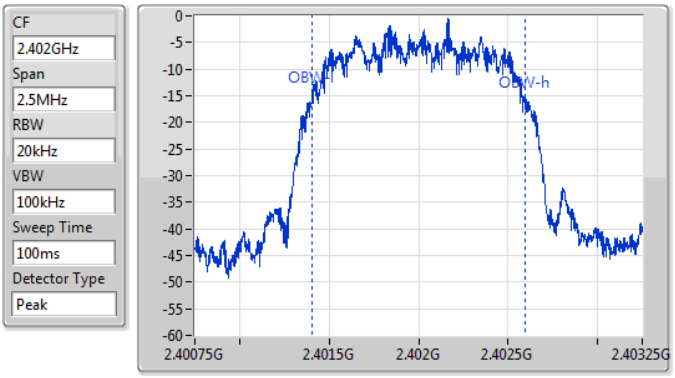

20dB(Hz)	Fl-20dB(Hz)	Fh-20dB(Hz)	OBW(Hz)	Fl-OBW(Hz)	Fh-OBW(Hz)	Limit(Hz)	Port
1.321M	2.401341G	2.402663G	1.193M	2.401405G	2.402598G	Inf	1

BT-EDR(2Mbps) EBW-FS

2440MHz

18/03/2022

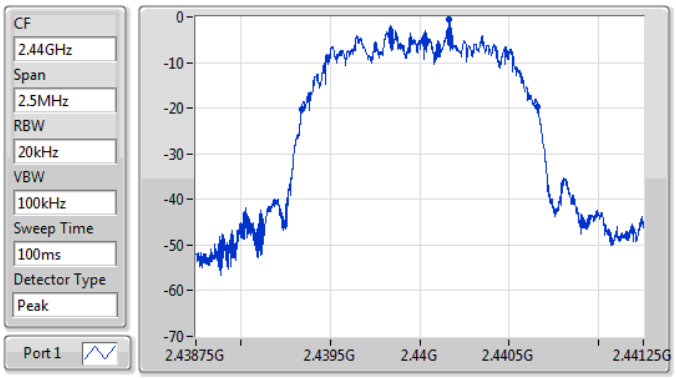

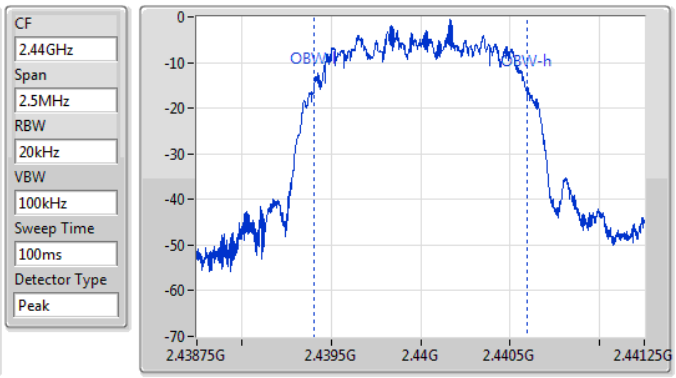

20dB(Hz)	Fl-20dB(Hz)	Fh-20dB(Hz)	OBW(Hz)	Fl-OBW(Hz)	Fh-OBW(Hz)	Limit(Hz)	Port
1.321M	2.43934G	2.440661G	1.192M	2.439405G	2.440597G	Inf	1

BT-EDR(2Mbps) EBW-FS

2480MHz

18/03/2022

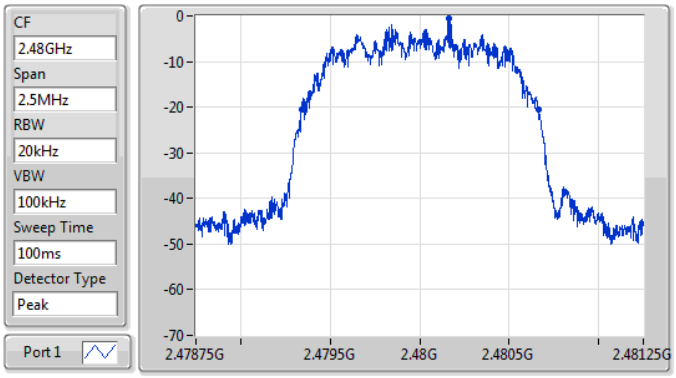

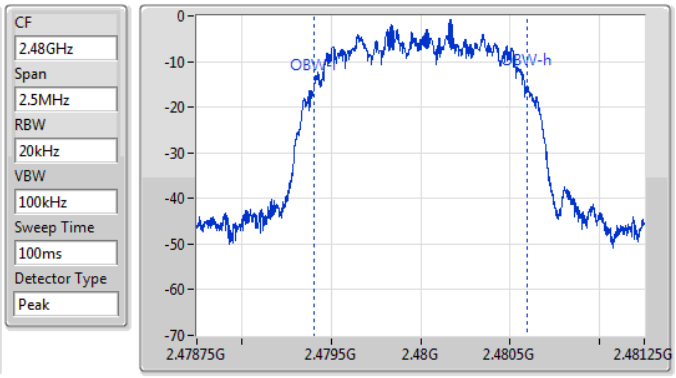

20dB(Hz)	Fl-20dB(Hz)	Fh-20dB(Hz)	OBW(Hz)	Fl-OBW(Hz)	Fh-OBW(Hz)	Limit(Hz)	Port
1.324M	2.479339G	2.480663G	1.196M	2.479403G	2.480598G	Inf	1

BT-EDR(3Mbps) EBW-FS

2402MHz

18/03/2022

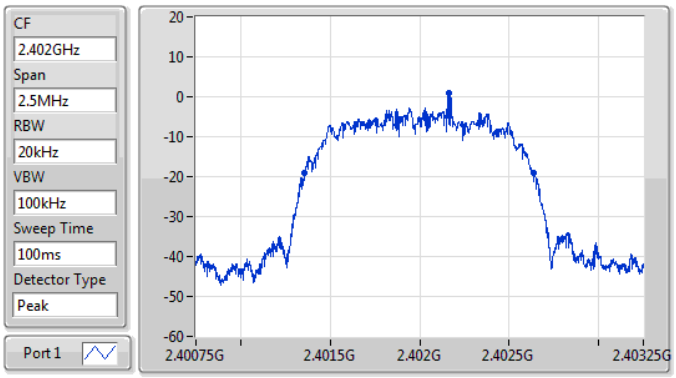

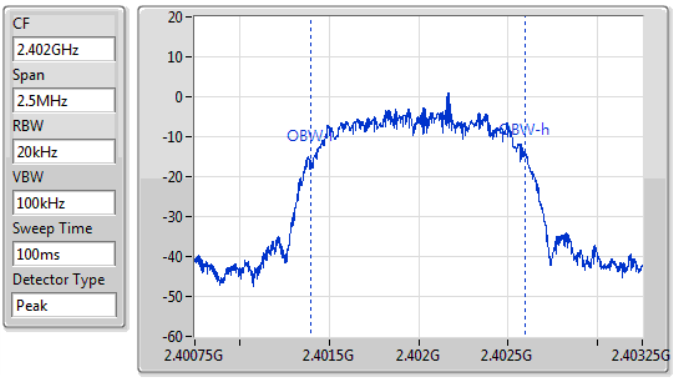

20dB(Hz)	Fl-20dB(Hz)	Fh-20dB(Hz)	OBW(Hz)	Fl-OBW(Hz)	Fh-OBW(Hz)	Limit(Hz)	Port
1.283M	2.401358G	2.40264G	1.196M	2.4014G	2.402596G	Inf	1

BT-EDR(3Mbps) EBW-FS

2440MHz

18/03/2022

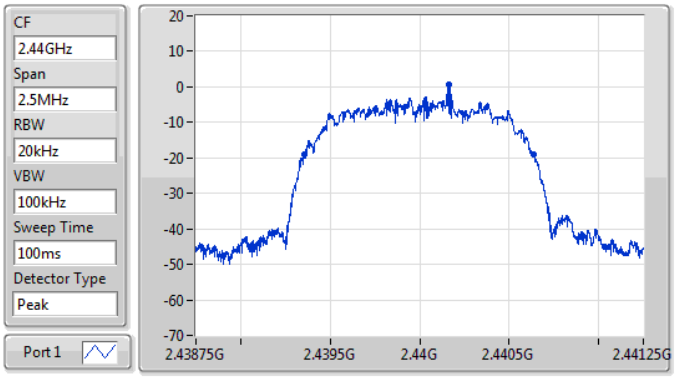

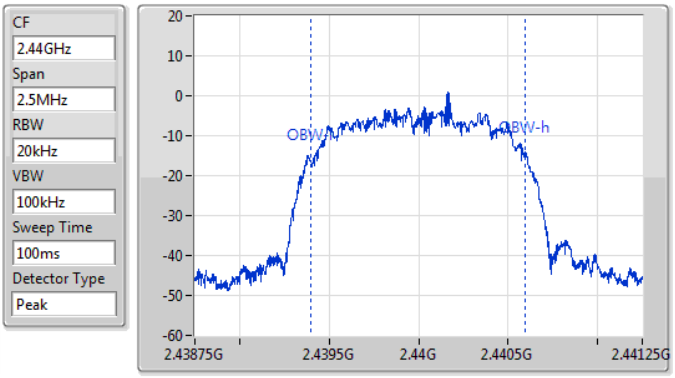

20dB(Hz)	Fl-20dB(Hz)	Fh-20dB(Hz)	OBW(Hz)	Fl-OBW(Hz)	Fh-OBW(Hz)	Limit(Hz)	Port
1.283M	2.439356G	2.440639G	1.198M	2.439397G	2.440595G	Inf	1

BT-EDR(3Mbps) **EBW-FS**

2480MHz

18/03/2022

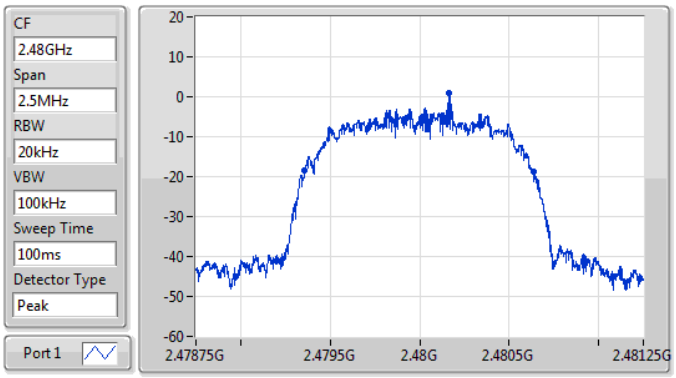

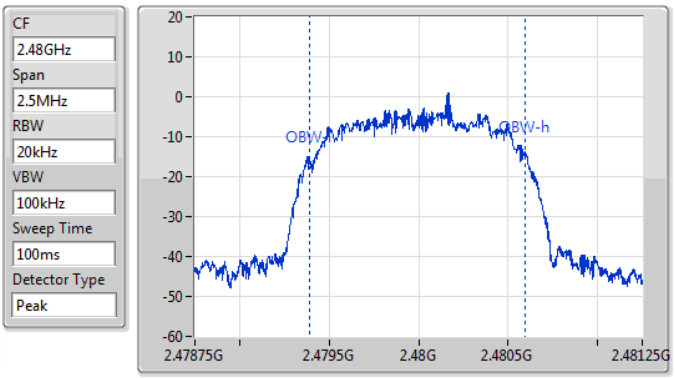

20dB(Hz)	Fl-20dB(Hz)	Fh-20dB(Hz)	OBW(Hz)	Fl-OBW(Hz)	Fh-OBW(Hz)	Limit(Hz)	Port
1.28M	2.479358G	2.480638G	1.203M	2.479393G	2.480596G	Inf	1

Summary

Mode	Max-Space (Hz)	Min-Space (Hz)
2.4-2.4835GHz	-	-
BT-BR(1Mbps)	1.0005M	1.0005M
BT-EDR(2Mbps)	1.002M	999k
BT-EDR(3Mbps)	1.002M	999k

Result

Mode	Result	Fl (Hz)	Fh (Hz)	Ch.Space (Hz)	Limit (Hz)
BT-BR(1Mbps)	-	-	-	-	-
2402MHz	Pass	2.402166G	2.403166G	1.0005M	623.5425k
2440MHz	Pass	2.440167G	2.441168G	1.0005M	622.71k
2480MHz	Pass	2.479166G	2.480166G	1.0005M	624.375k
BT-EDR(2Mbps)	-	-	-	-	-
2402MHz	Pass	2.402166G	2.403168G	1.002M	879.786k
2440MHz	Pass	2.440166G	2.441166G	1.0005M	879.786k
2480MHz	Pass	2.479166G	2.480165G	999k	881.784k
BT-EDR(3Mbps)	-	-	-	-	-
2402MHz	Pass	2.402164G	2.403166G	1.002M	854.478k
2440MHz	Pass	2.440167G	2.441166G	999k	854.478k
2480MHz	Pass	2.479167G	2.480166G	999k	852.48k

BT-BR(1Mbps) Channel Separation-FS

2.402G/2.403GHz

18/03/2022

Fl(Hz)	Fh(Hz)	Ch.Space(Hz)	Limit(Hz)
2.402166G	2.403166G	1.0005M	623.5425k

BT-BR(1Mbps) Channel Separation-FS

2.44G/2.441GHz

18/03/2022

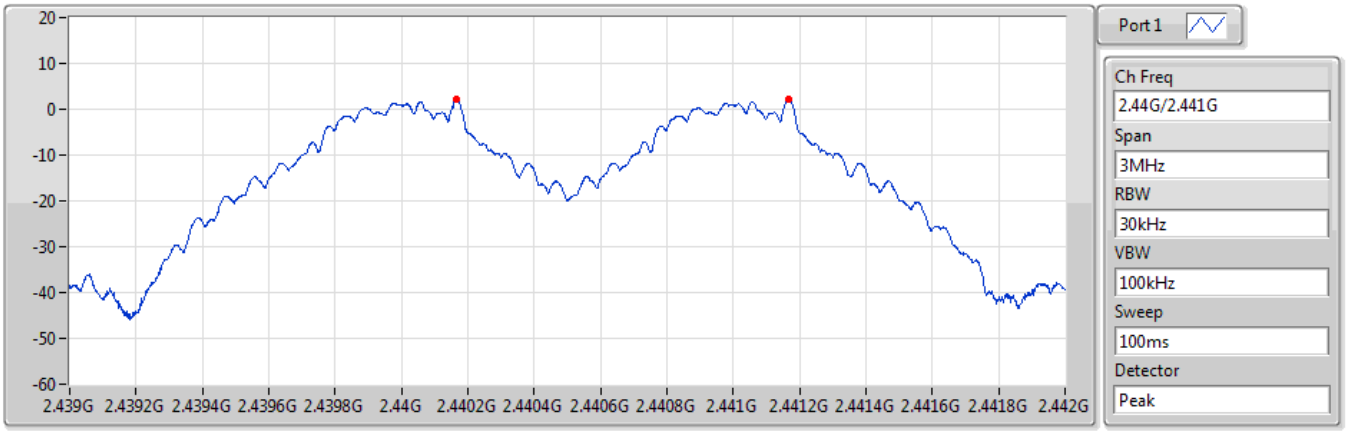

Fl(Hz)	Fh(Hz)	Ch.Space(Hz)	Limit(Hz)
2.440167G	2.441168G	1.0005M	622.71k

BT-BR(1Mbps) Channel Separation-FS

2.48G/2.479GHz

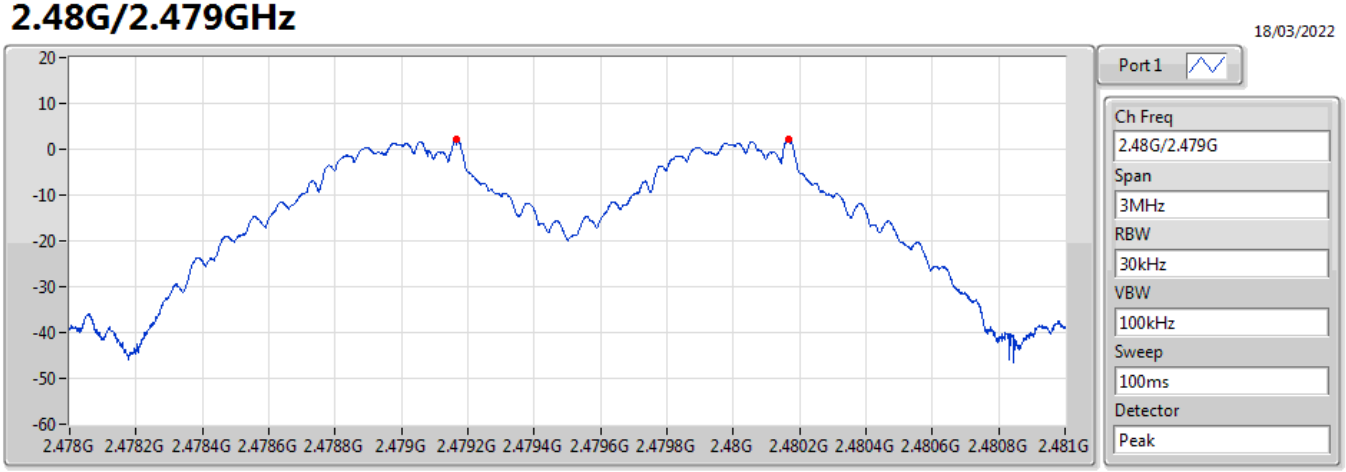

Fl(Hz)	Fh(Hz)	Ch.Space(Hz)	Limit(Hz)
2.479166G	2.480166G	1.0005M	624.375k

BT-EDR(2Mbps) Channel Separation-FS

2.402G/2.403GHz

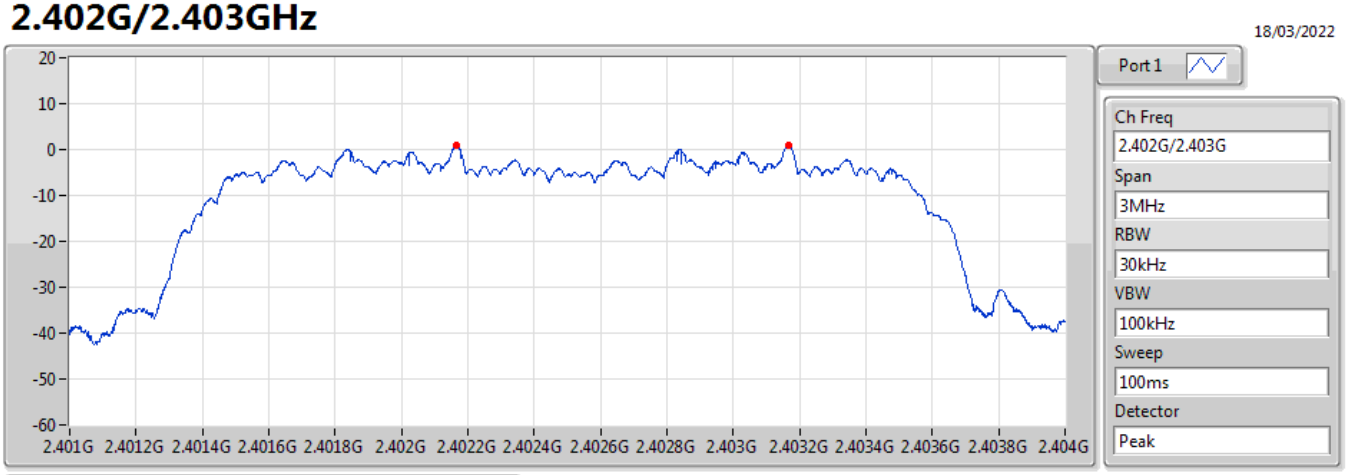

Fl(Hz)	Fh(Hz)	Ch.Space(Hz)	Limit(Hz)
2.402166G	2.403168G	1.002M	879.786k

BT-EDR(2Mbps) Channel Separation-FS

2.44G/2.441GHz

18/03/2022

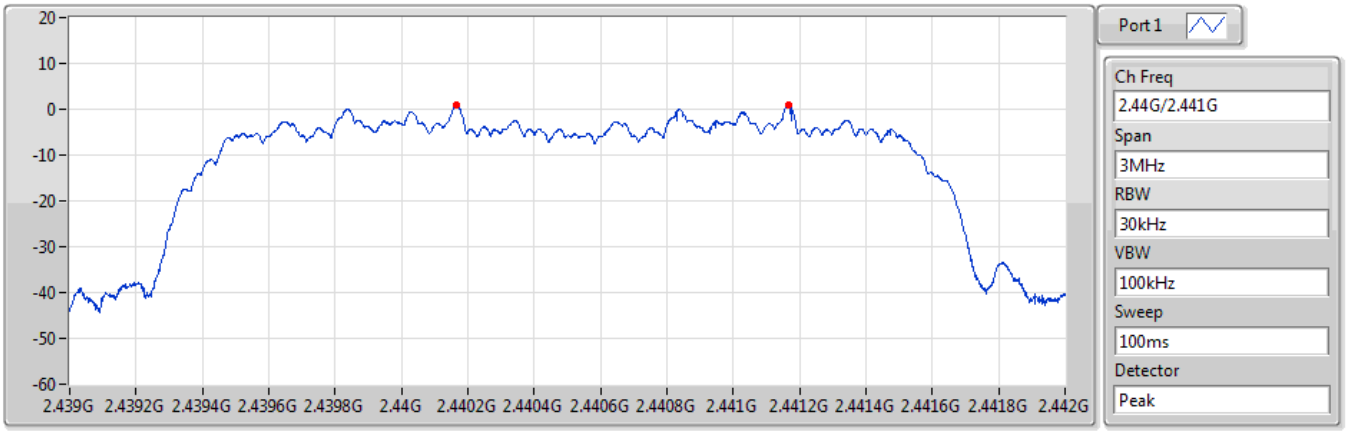

Fl(Hz)	Fh(Hz)	Ch.Space(Hz)	Limit(Hz)
2.440166G	2.441166G	1.0005M	879.786k

BT-EDR(2Mbps) Channel Separation-FS

2.48G/2.479GHz

18/03/2022

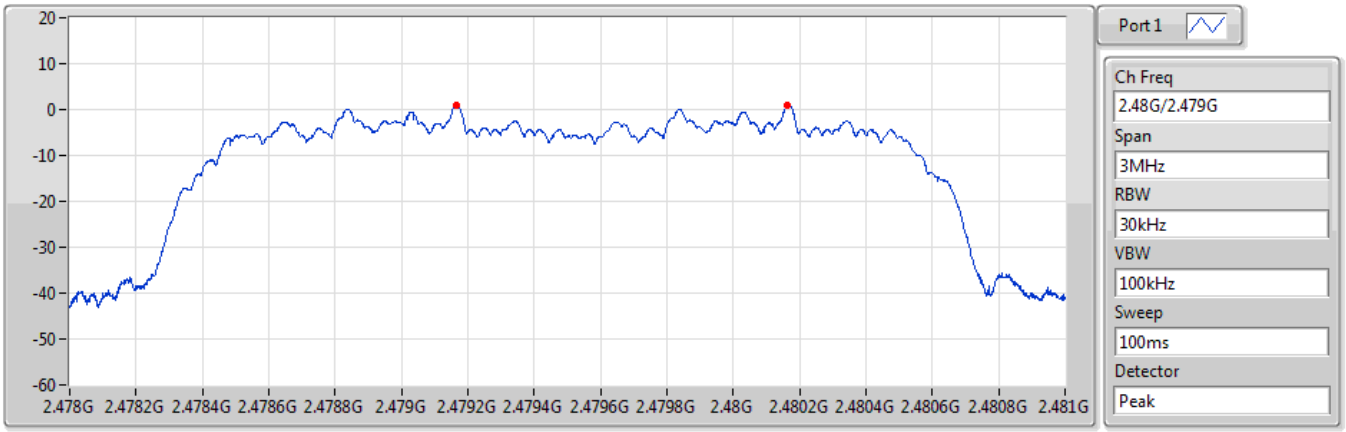

Fl(Hz)	Fh(Hz)	Ch.Space(Hz)	Limit(Hz)
2.479166G	2.480165G	999k	881.784k

BT-EDR(3Mbps) Channel Separation-FS

2.402G/2.403GHz

18/03/2022

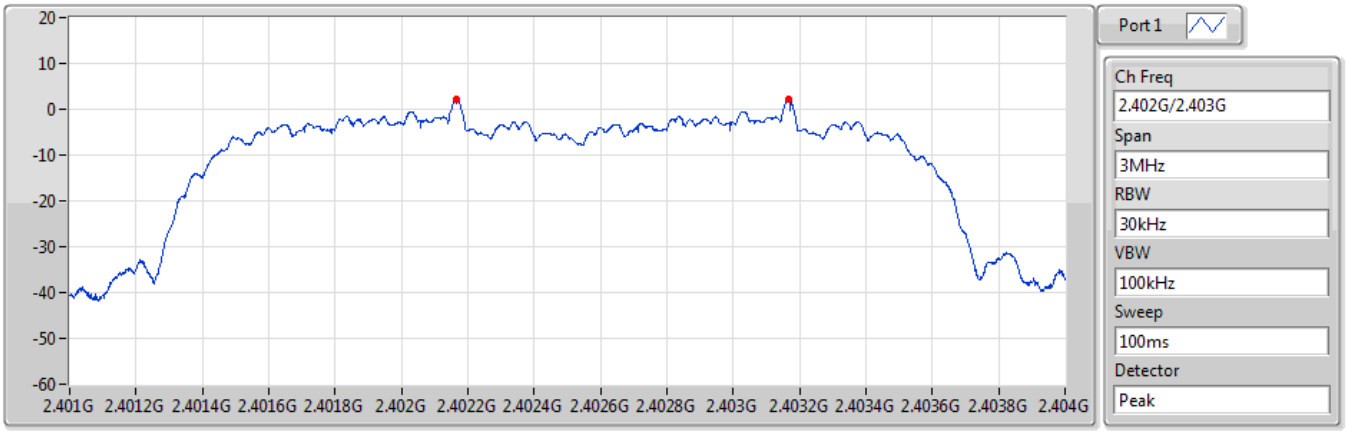

Fl(Hz)	Fh(Hz)	Ch.Space(Hz)	Limit(Hz)
2.402164G	2.403166G	1.002M	854.478k

BT-EDR(3Mbps) Channel Separation-FS

2.44G/2.441GHz

18/03/2022

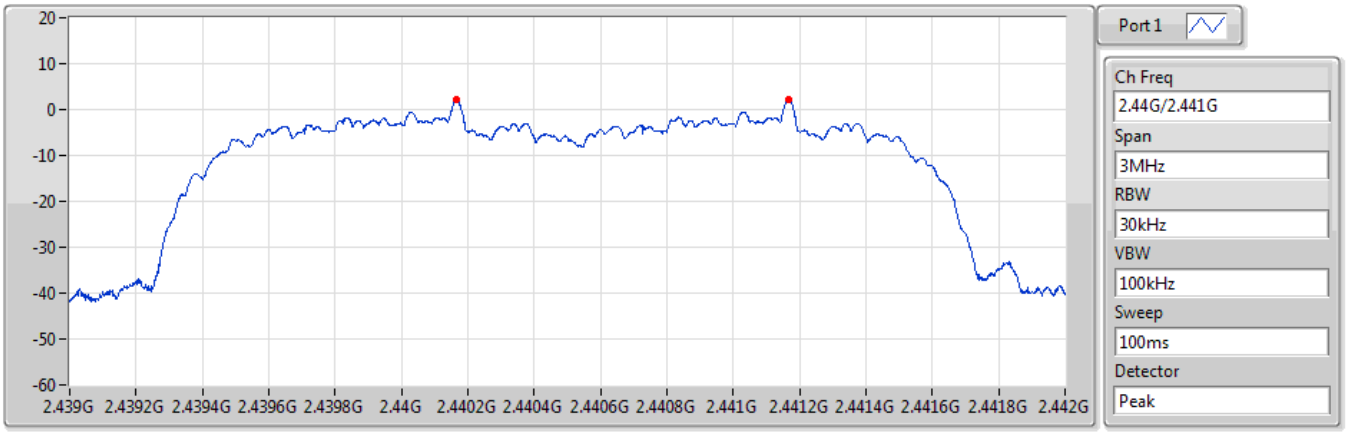

Fl(Hz)	Fh(Hz)	Ch.Space(Hz)	Limit(Hz)
2.440167G	2.441166G	999k	854.478k

BT-EDR(3Mbps) Channel Separation-FS

2.48G/2.479GHz

18/03/2022

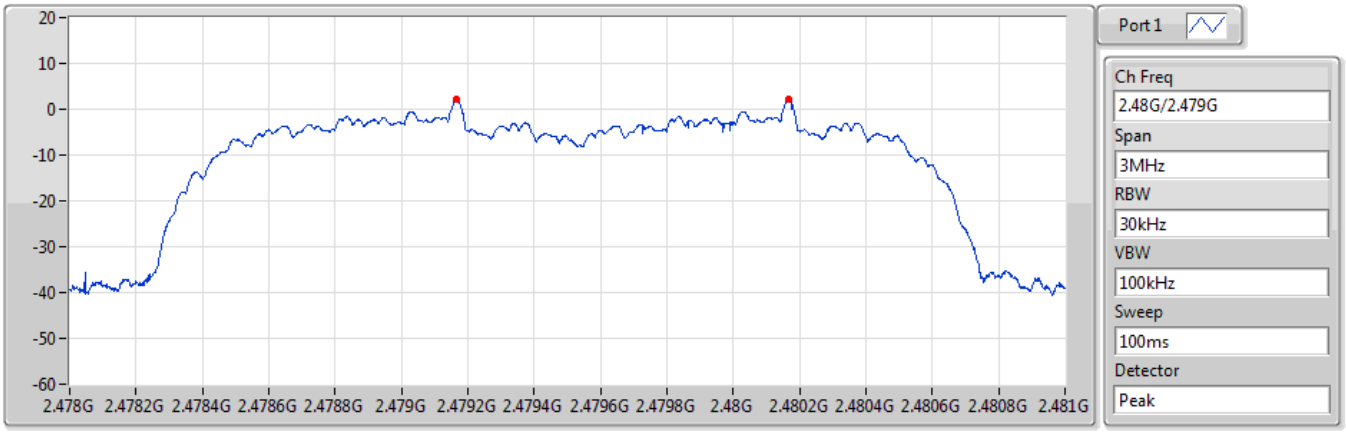

Fl(Hz)	Fh(Hz)	Ch.Space(Hz)	Limit(Hz)
2.479167G	2.480166G	999k	852.48k

Summary

Mode	Power (dBm)	Power (W)
2.4-2.4835GHz	-	-
BT-BR(1Mbps)	4.72	0.00296
BT-EDR(2Mbps)	7.51	0.00564
BT-EDR(3Mbps)	7.54	0.00568

Result

Mode	Result	Gain (dBi)	Power (dBm)	Power Limit (dBm)
BT-BR(1Mbps)	-	-	-	-
2402MHz	Pass	-2.30	4.71	21.00
2440MHz	Pass	-2.30	4.51	21.00
2480MHz	Pass	-2.30	4.72	21.00
BT-EDR(2Mbps)	-	-	-	-
2402MHz	Pass	-2.30	7.51	21.00
2440MHz	Pass	-2.30	6.90	21.00
2480MHz	Pass	-2.30	6.81	21.00
BT-EDR(3Mbps)	-	-	-	-
2402MHz	Pass	-2.30	7.54	21.00
2440MHz	Pass	-2.30	7.03	21.00
2480MHz	Pass	-2.30	6.84	21.00

DG = Directional Gain; Port X = Port X output power

Summary

Mode	Power (dBm)	Power (W)
2.4-2.4835GHz	-	-
BT-BR(1Mbps)	4.52	0.00283
BT-EDR(2Mbps)	4.65	0.00292
BT-EDR(3Mbps)	4.65	0.00292

Result

Mode	Result	Gain (dBi)	Power (dBm)	Power Limit (dBm)
BT-BR(1Mbps)	-	-	-	-
2402MHz	Pass	-2.30	4.50	21.00
2440MHz	Pass	-2.30	4.29	21.00
2480MHz	Pass	-2.30	4.52	21.00
BT-EDR(2Mbps)	-	-	-	-
2402MHz	Pass	-2.30	4.65	21.00
2440MHz	Pass	-2.30	3.80	21.00
2480MHz	Pass	-2.30	4.47	21.00
BT-EDR(3Mbps)	-	-	-	-
2402MHz	Pass	-2.30	4.65	21.00
2440MHz	Pass	-2.30	4.37	21.00
2480MHz	Pass	-2.30	4.49	21.00

DG = Directional Gain; Port X = Port X output power

Summary

Mode	Max-Hop No
2.4-2.4835GHz	-
BT-BR(1Mbps)	79
BT-EDR(2Mbps)	79
BT-EDR(3Mbps)	79

Result

Mode	Result	Hopping No	Limit
BT-BR(1Mbps)	-	-	-
2440MHz	Pass	79	15
BT-EDR(2Mbps)	-	-	-
2440MHz	Pass	79	15
BT-EDR(3Mbps)	-	-	-
2440MHz	Pass	79	15

BT-BR(1Mbps) Hopping-FS

2440MHz

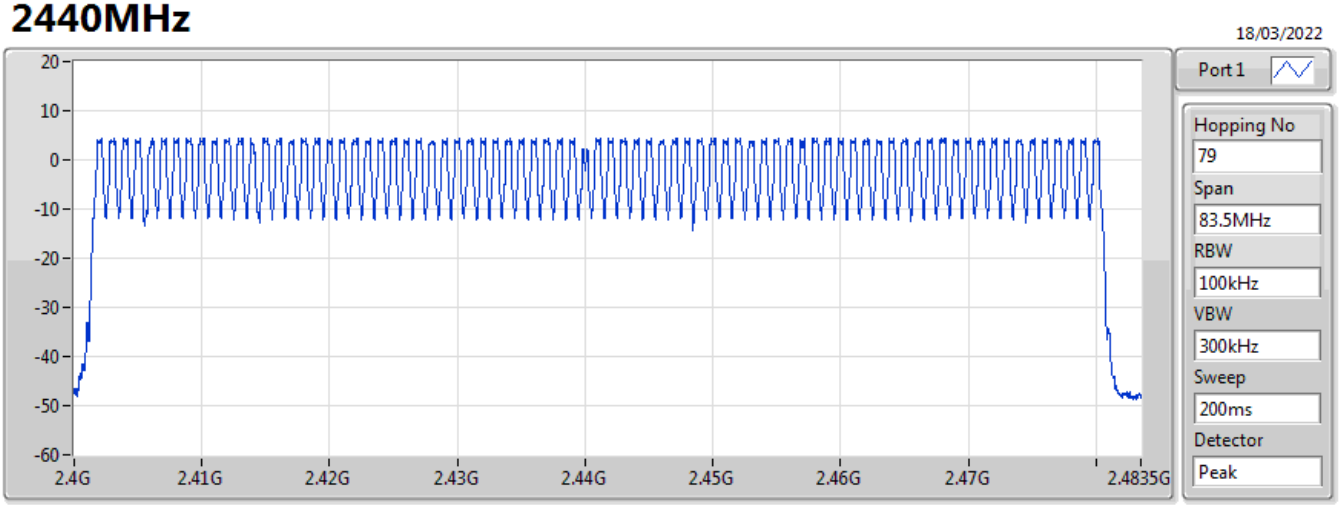

Hopping No	Limit
79	15

BT-BR(1Mbps)

2440MHz

Hopping Ch Bandedge (Non-restricted Band)

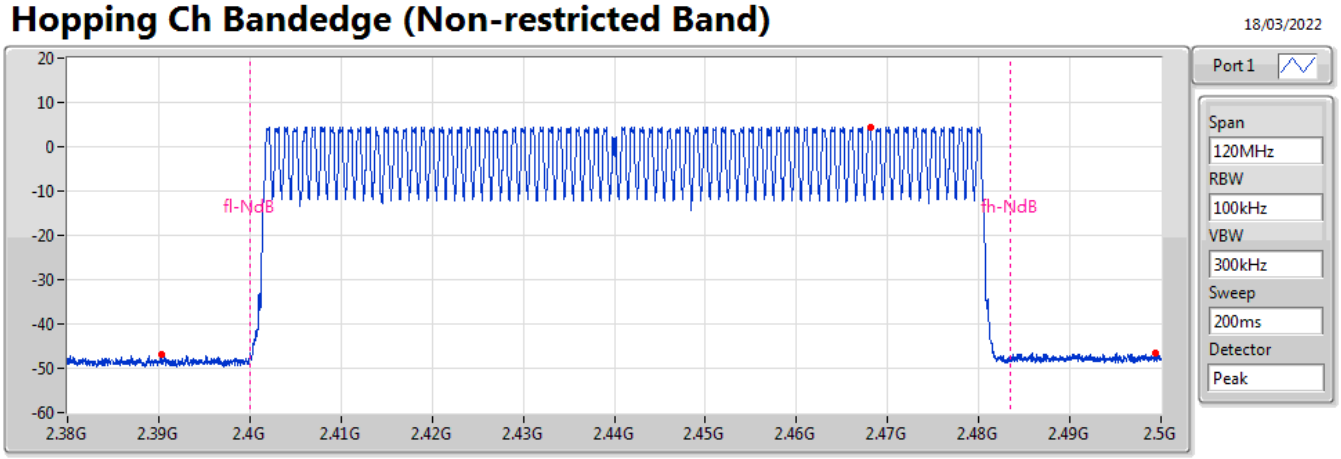

Limit(dBm)	Ref(Hz)	Ref(dBm)	BE-l(Hz)	BE-l(dBm)	BE-h(Hz)	BE-h(dBm)
-15.49	2.46817G	4.51	2.390245G	-46.99	2.499355G	-46.61

BT-BR(1Mbps)

2440MHz

Hopping Ch Bandedge (Restricted Band)

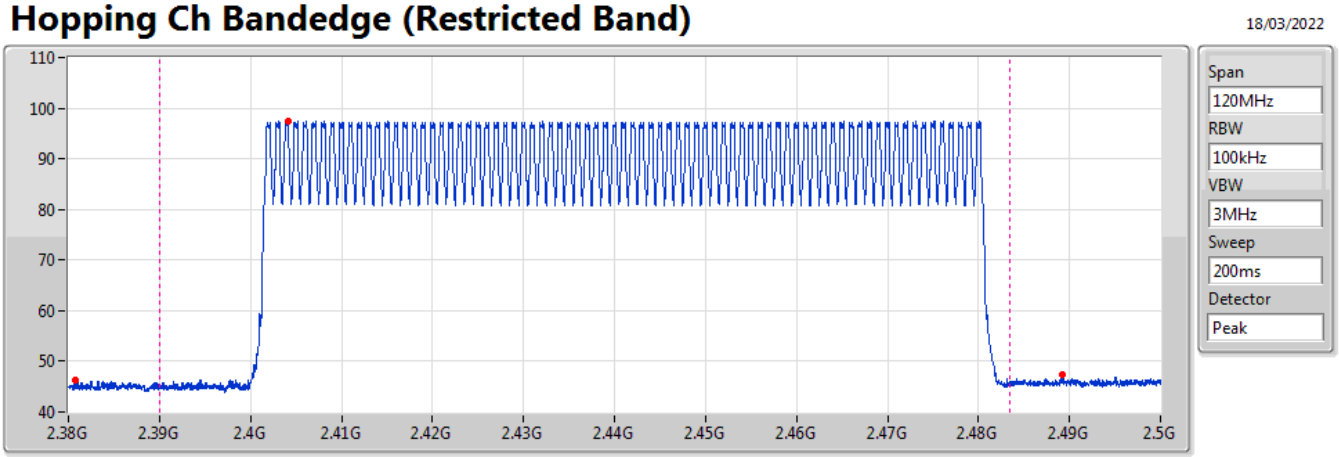

Ref(Hz)	Ref(dBuV/m)	BE-l(Hz)	PK(dBuV/m)	AV(dBuV/m)	BE-h(Hz)	PK(dBuV/m)	AV(dBuV/m)	LimPK(dBuV/	LimAV(dBuV/	Tx On(ms)	DCF(dB)
2.404165G	97.34	2.380765G	46.24	16.14	2.48929G	47.4	17.3	74	54	3.125	-30.1

BT-EDR(2Mbps)

Hopping-FS

2440MHz

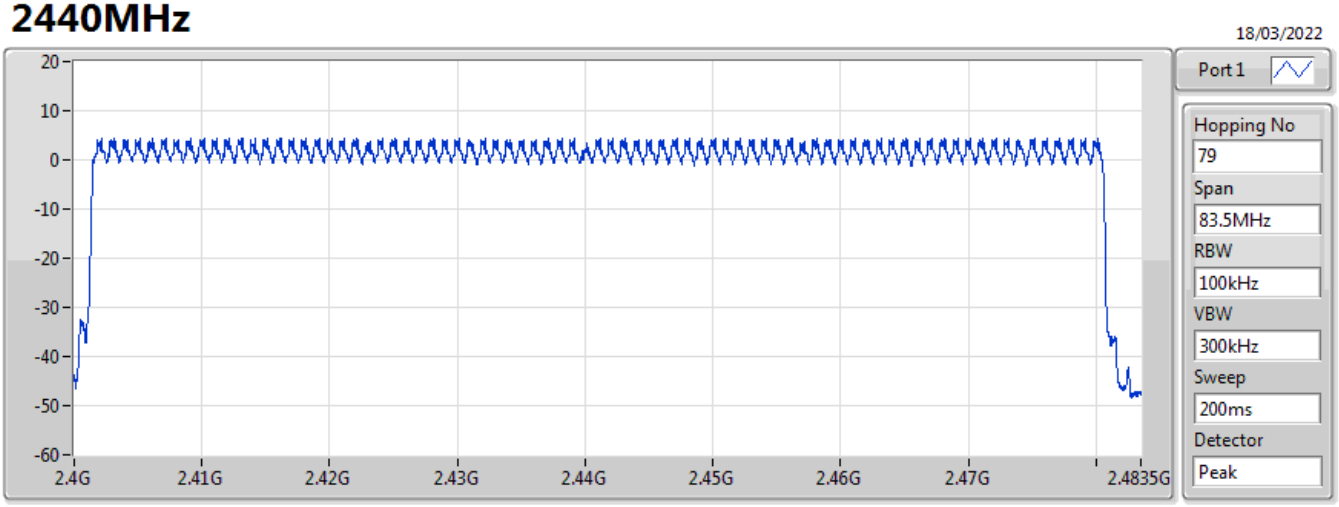

Hopping No	Limit
79	15

BT-EDR(2Mbps)

2440MHz

Hopping Ch Bandedge (Non-restricted Band)

18/03/2022

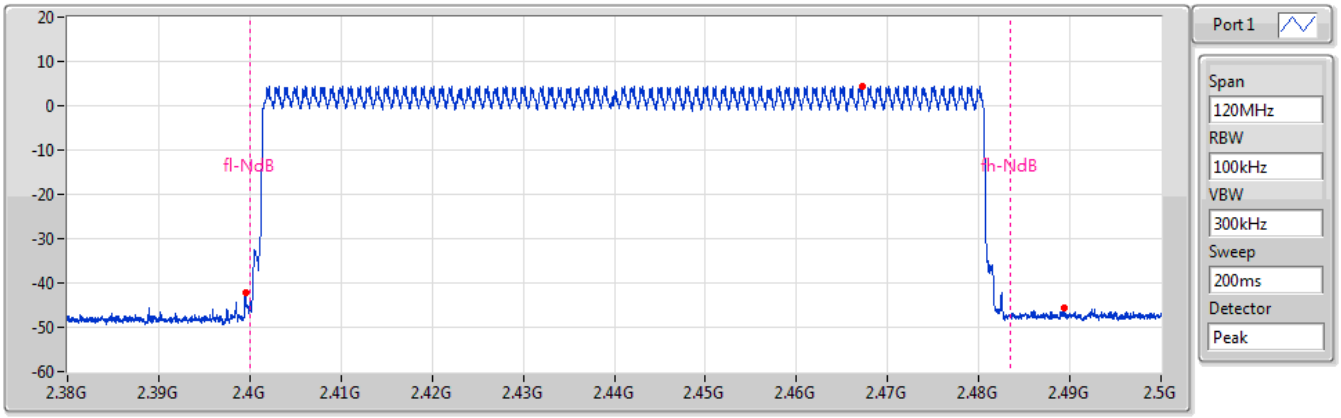

Limit(dBm)	Ref(Hz)	Ref(dBm)	BE-l(Hz)	BE-l(dBm)	BE-h(Hz)	BE-h(dBm)
-15.64	2.467165G	4.36	2.399515G	-42.24	2.489305G	-45.73

BT-EDR(2Mbps)

2440MHz

Hopping Ch Bandedge (Restricted Band)

18/03/2022

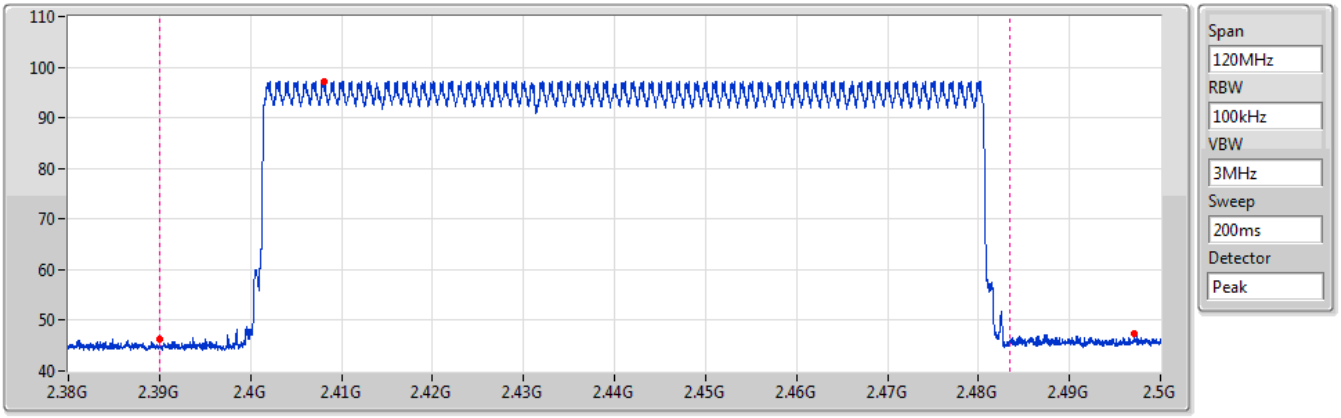

Ref(Hz)	Ref(dBuV/m)	BE-l(Hz)	PK(dBuV/m)	AV(dBuV/m)	BE-h(Hz)	PK(dBuV/m)	AV(dBuV/m)	LimPK(dBuV/	LimAV(dBuV/	Tx On(ms)	DCF(dB)
2.408155G	97.26	2.38999G	46.38	16.28	2.49715G	47.45	17.35	74	54	3.125	-30.1

BT-EDR(3Mbps) Hopping-FS

2440MHz

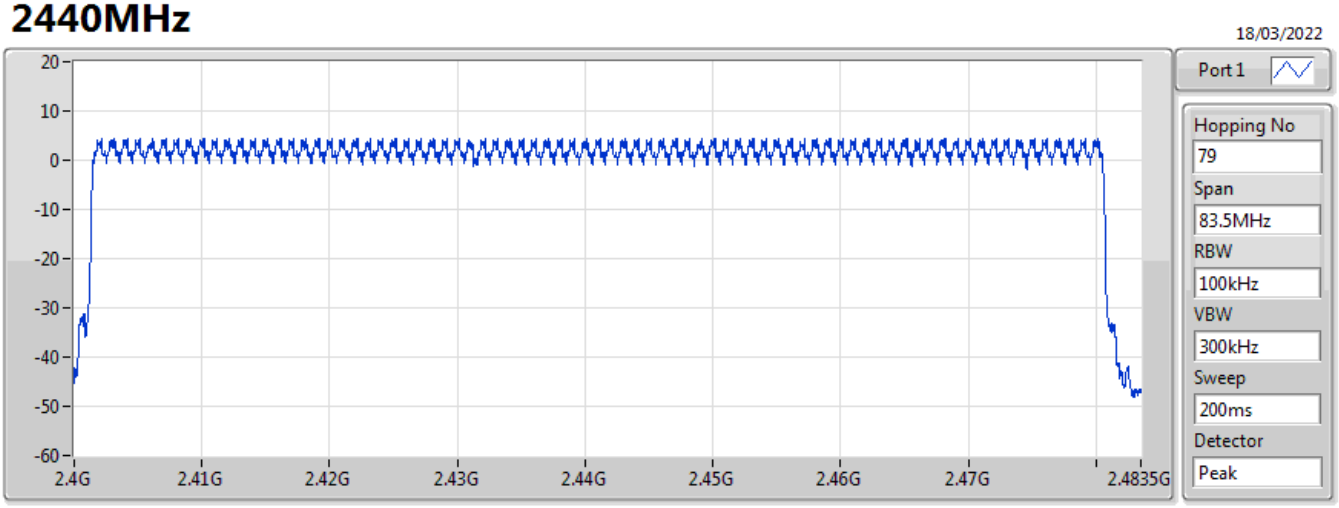

Hopping No	Limit
79	15

BT-EDR(3Mbps)

2440MHz

Hopping Ch Bandedge (Non-restricted Band)

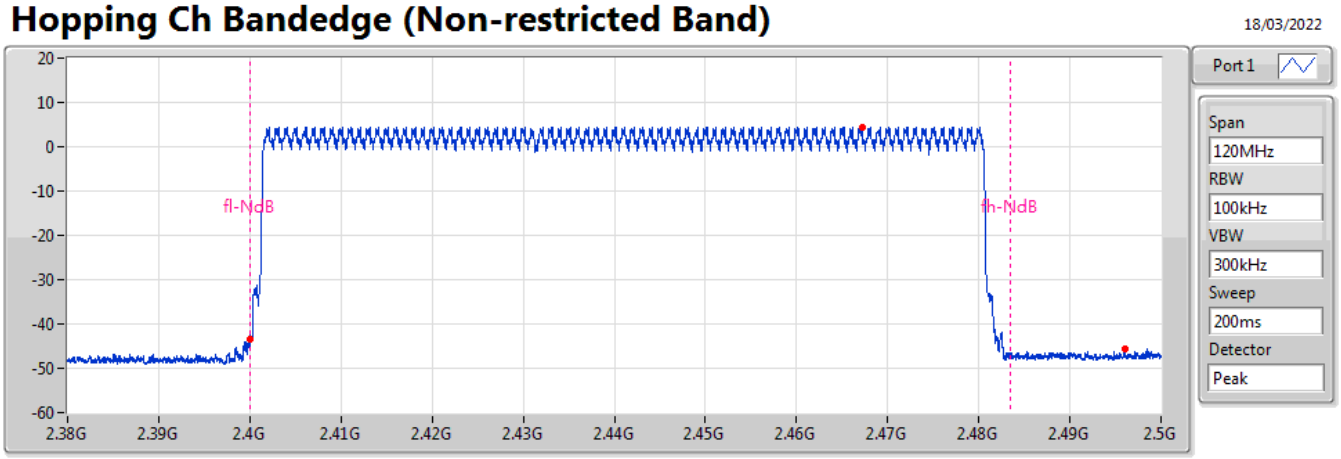

Limit(dBm)	Ref(Hz)	Ref(dBm)	BE-l(Hz)	BE-l(dBm)	BE-h(Hz)	BE-h(dBm)
-15.5	2.467165G	4.5	2.399995G	-43.48	2.49607G	-45.5

BT-EDR(3Mbps)

2440MHz

Hopping Ch Bandedge (Restricted Band)

18/03/2022

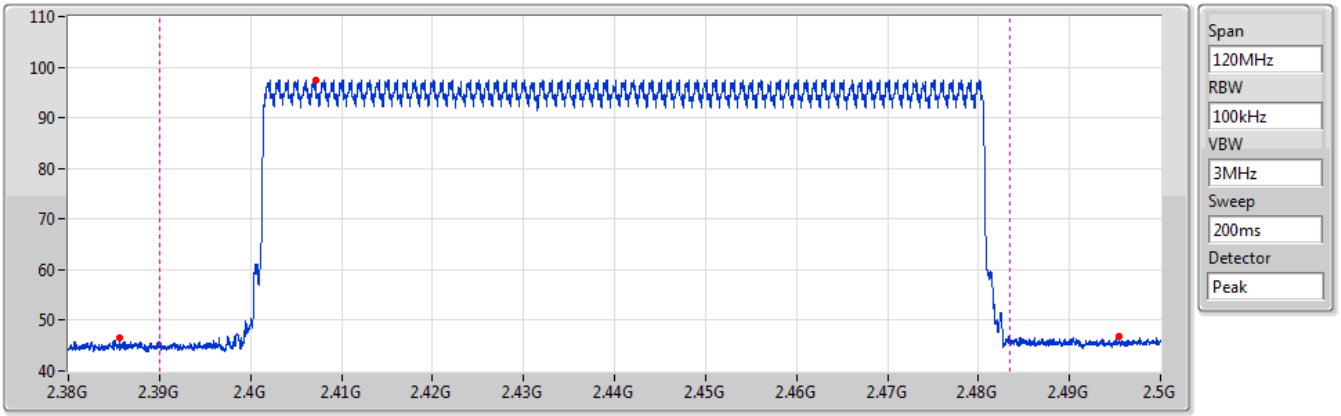

Ref(Hz)	Ref(dBuV/m)	BE-l(Hz)	PK(dBuV/m)	AV(dBuV/m)	BE-h(Hz)	PK(dBuV/m)	AV(dBuV/m)	LimPK(dBuV/	LimAV(dBuV/	Tx On(ms)	DCF(dB)
2.407165G	97.44	2.385655G	46.51	16.41	2.49541G	46.73	16.63	74	54	3.125	-30.1

Summary

Mode	Max-Dwell (s)
2.4-2.4835GHz	-
BT-BR(1Mbps)	308.5004m_DH5
BT-EDR(2Mbps)	308.607m_DH5
BT-EDR(3Mbps)	308.5537m_DH5

Result

Mode	Result	Period (s)	Dwell (s)	Limit (s)	Tx On (s)
BT-BR(1Mbps)	-	-	-	-	-
2440MHz	Pass	31.6	308.5004m_DH5	400m	2.894m
2440MHz	Pass	8	154.22355m_DH5-AFH	400m	2.8935m
BT-EDR(2Mbps)	-	-	-	-	-
2440MHz	Pass	31.6	308.607m_DH5	400m	2.895m
2440MHz	Pass	8	154.210225m_DH5-AFH	400m	2.89325m
BT-EDR(3Mbps)	-	-	-	-	-
2440MHz	Pass	31.6	308.5537m_DH5	400m	2.8945m
2440MHz	Pass	8	154.290175m_DH5-AFH	400m	2.89475m

BT-BR(1Mbps) Dwell-FS

2440MHz

18/03/2022

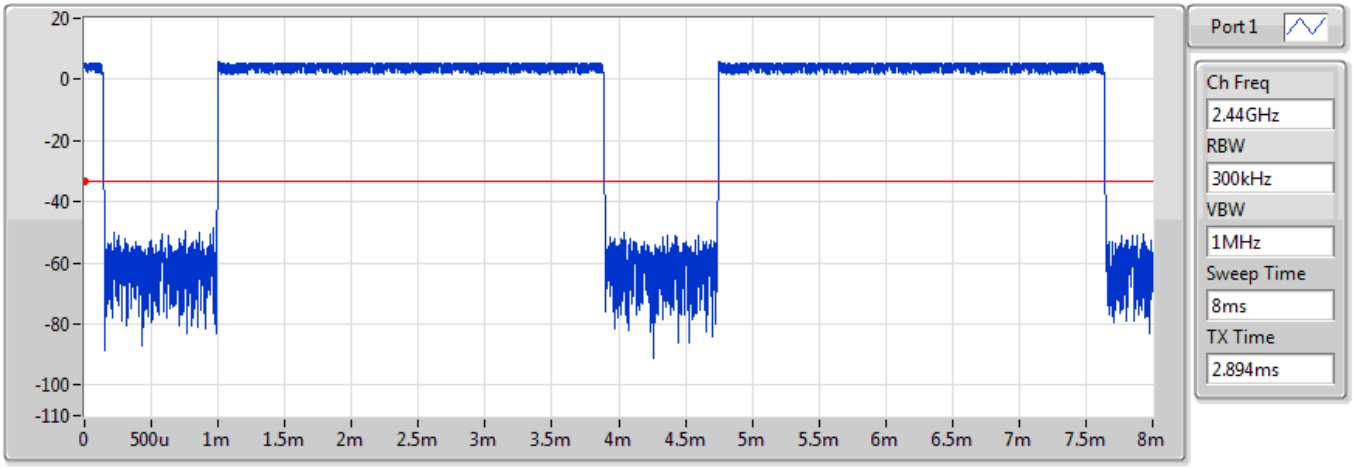

Period(s)	Dwell(s)	Limit(s)	Tx On(s)
31.6	308.5004m_DH5	400m	2.894m

DH5

BT-BR(1Mbps) Dwell-FS

2440MHz

18/03/2022

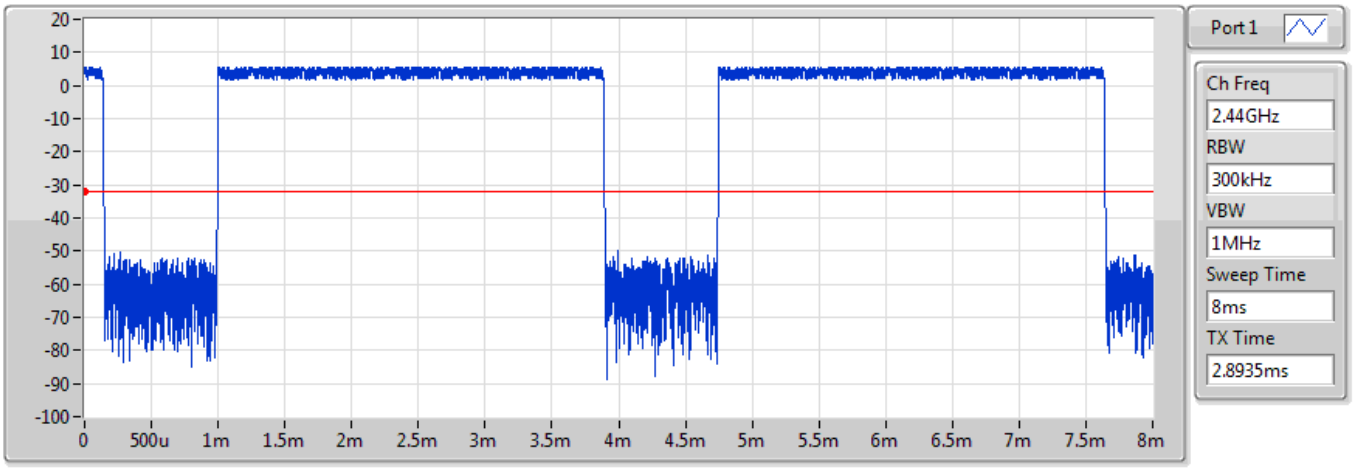

Period(s)	Dwell(s)	Limit(s)	Tx On(s)
8	154.22355m_DH5-AFH	400m	2.8935m

DH5-AFH

BT-EDR(2Mbps) Dwell-FS

2440MHz

18/03/2022

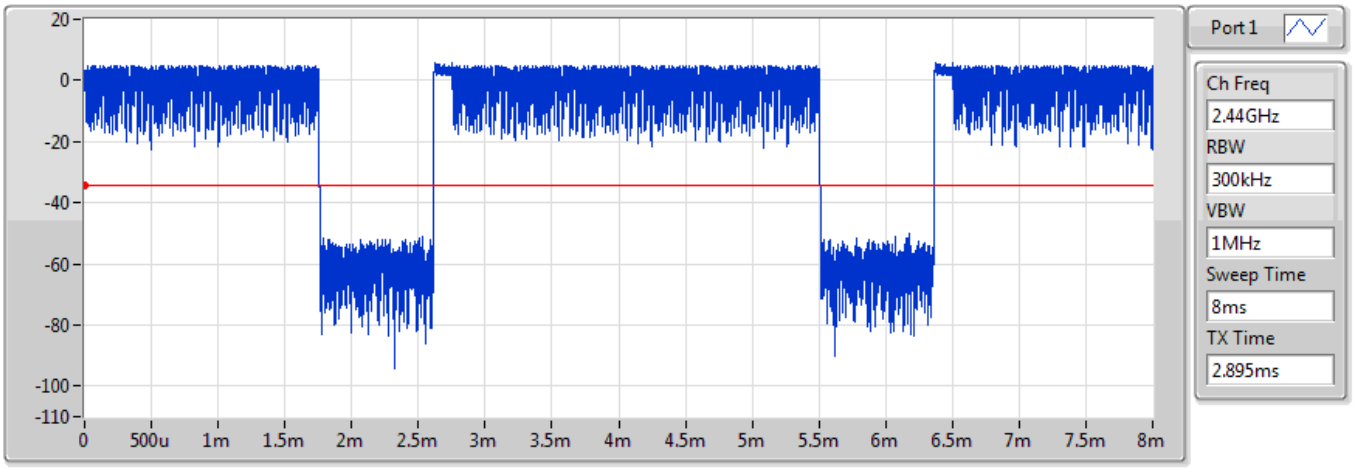

Period(s)	Dwell(s)	Limit(s)	Tx On(s)
31.6	308.607m_DH5	400m	2.895m

DH5

BT-EDR(2Mbps) Dwell-FS

2440MHz

18/03/2022

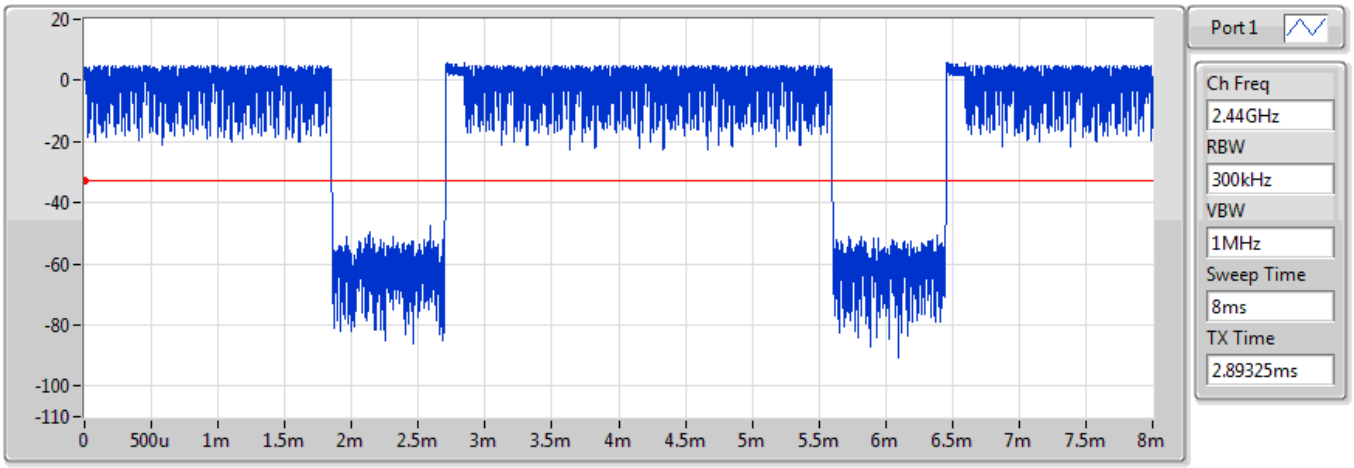

Period(s)	Dwell(s)	Limit(s)	Tx On(s)
8	154.210225m_DH5-AFI	400m	2.89325m

DH5-AFH

BT-EDR(3Mbps) Dwell-FS

2440MHz

18/03/2022

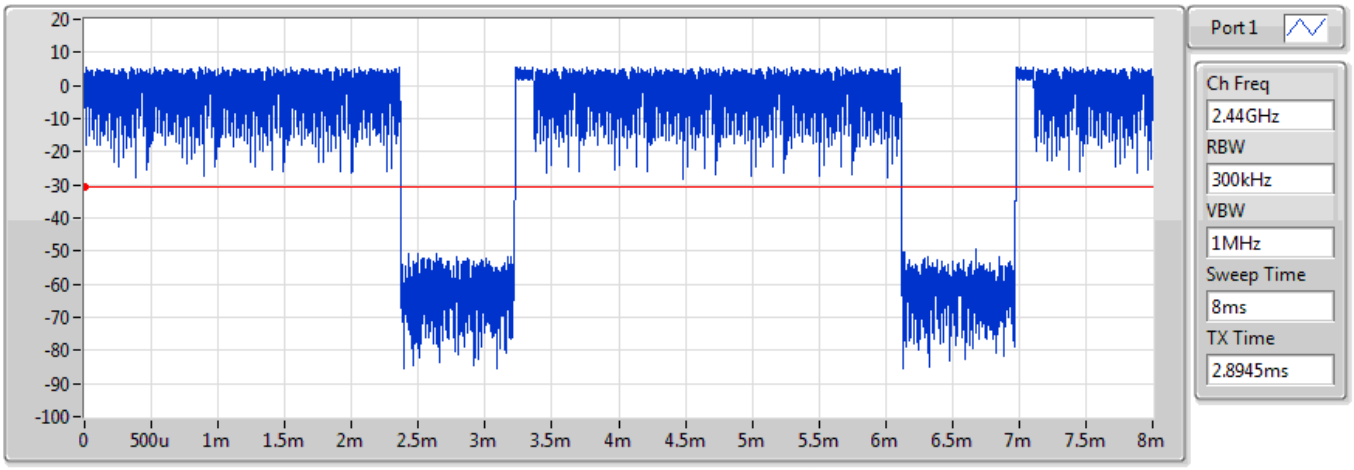

Period(s)	Dwell(s)	Limit(s)	Tx On(s)
31.6	308.5537m_DH5	400m	2.8945m

DH5

BT-EDR(3Mbps) Dwell-FS

2440MHz

18/03/2022

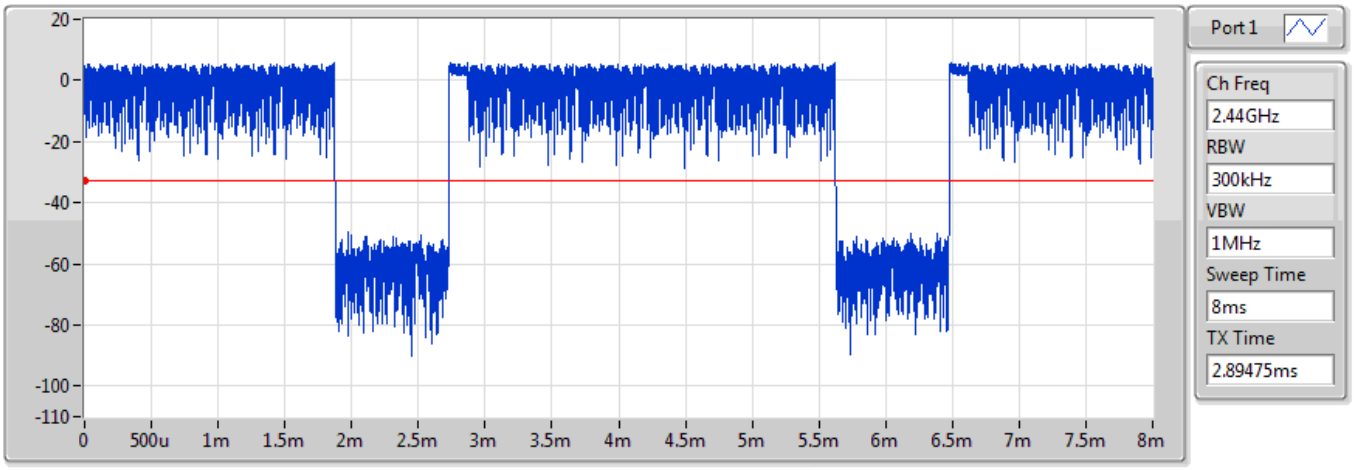

Period(s)	Dwell(s)	Limit(s)	Tx On(s)
8	154.290175m_DH5-AFI	400m	2.89475m

DH5-AFH

Summary

Mode	Result	Ref (Hz)	Ref (dBm)	Limit (dBm)	Freq (Hz)	Level (dBm)	Freq (Hz)	Level (dBm)	Freq (Hz)	Level (dBm)	Freq (Hz)	Level (dBm)	Freq (Hz)	Level (dBm)	Port
2.4-2.4835GHz	-	-	-	-	-	-	-	-	-	-	-	-	-	-	-
BT-BR(1Mbps)	Pass	2.4018G	4.25	-15.75	1.88033G	-55.43	2.39998G	-49.75	2.4G	-54.87	2.50017G	-54.27	16.94907G	-42.69	1
BT-EDR(2Mbps)	Pass	2.40213G	4.20	-15.80	2.15499G	-55.47	2.39957G	-44.45	2.4G	-47.94	2.50301G	-53.67	23.21153G	-42.62	1
BT-EDR(3Mbps)	Pass	2.40196G	3.52	-16.48	2.13501G	-55.92	2.39946G	-45.92	2.4G	-45.70	2.50284G	-53.83	23.54898G	-43.21	1

Result

Mode	Result	Ref (Hz)	Ref (dBm)	Limit (dBm)	Freq (Hz)	Level (dBm)	Freq (Hz)	Level (dBm)	Freq (Hz)	Level (dBm)	Freq (Hz)	Level (dBm)	Freq (Hz)	Level (dBm)	Port
BT-BR(1Mbps)	-	-	-	-	-	-	-	-	-	-	-	-	-	-	-
2402MHz	Pass	2.4018G	4.25	-15.75	1.88033G	-55.43	2.39998G	-49.75	2.4G	-54.87	2.50017G	-54.27	16.94907G	-42.69	1
2440MHz	Pass	2.43987G	3.87	-16.13	2.08654G	-55.56	2.39817G	-54.41	2.4G	-56.05	2.5026G	-54.03	14.75003G	-42.25	1
2480MHz	Pass	2.4802G	4.45	-15.55	2.30568G	-55.92	2.39954G	-54.01	2.4G	-57.41	2.50205G	-53.69	14.98625G	-42.95	1
BT-EDR(2Mbps)	-	-	-	-	-	-	-	-	-	-	-	-	-	-	-
2402MHz	Pass	2.40213G	4.20	-15.80	2.15499G	-55.47	2.39957G	-44.45	2.4G	-47.94	2.50301G	-53.67	23.21153G	-42.62	1
2440MHz	Pass	2.44G	3.62	-16.38	2.3095G	-55.28	2.3987G	-54.48	2.4G	-57.53	2.50253G	-54.38	16.69036G	-43.11	1
2480MHz	Pass	2.4802G	4.10	-15.90	2.06745G	-55.97	2.39296G	-54.62	2.4G	-57.45	2.50107G	-54.06	23.21996G	-43.40	1
BT-EDR(3Mbps)	-	-	-	-	-	-	-	-	-	-	-	-	-	-	-
2402MHz	Pass	2.40196G	3.52	-16.48	2.13501G	-55.92	2.39946G	-45.92	2.4G	-45.70	2.50284G	-53.83	23.54898G	-43.21	1
2440MHz	Pass	2.44016G	4.30	-15.70	2.01663G	-55.80	2.39811G	-54.05	2.4G	-57.10	2.50195G	-54.78	16.72972G	-42.85	1
2480MHz	Pass	2.4802G	3.85	-16.15	2.18495G	-55.12	2.39065G	-54.72	2.4G	-57.69	2.50136G	-53.50	23.19466G	-43.33	1

BT-BR(1Mbps) **CSENdB-FS**

2402MHz

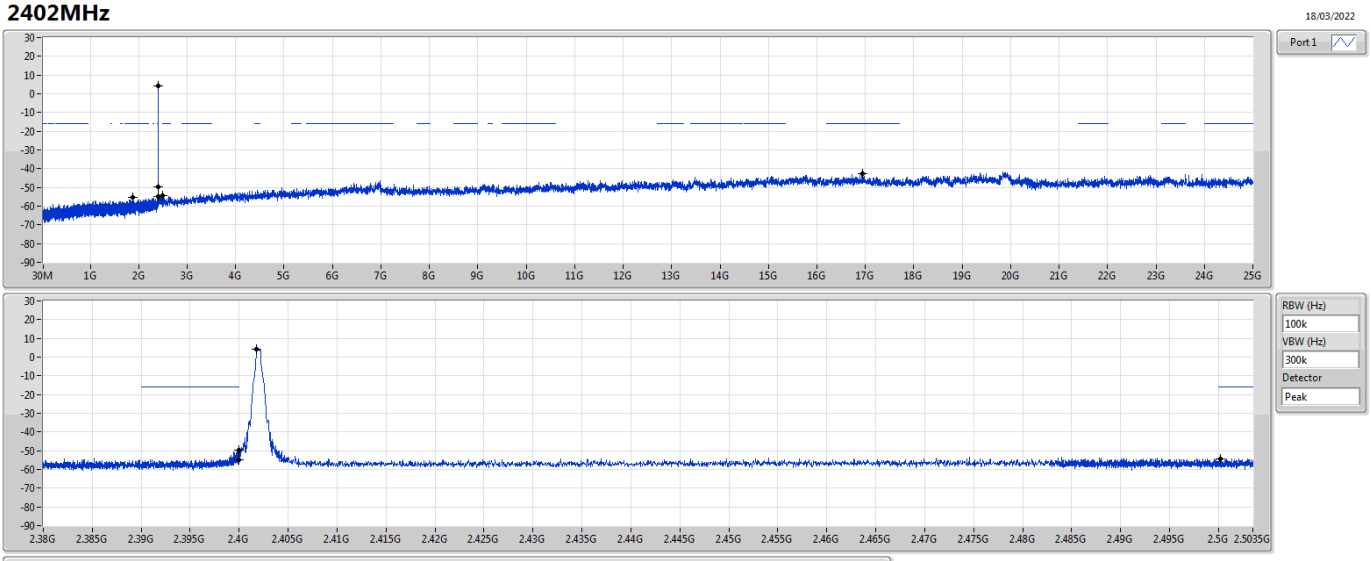

Ref(Hz)	Ref(dBm)	Limit(dBm)	Freq(Hz)	Level(dBm)	Freq(Hz)	Level(dBm)	Freq(Hz)	Level(dBm)	Freq(Hz)	Level(dBm)	Freq(Hz)	Level(dBm)	Port
2.4018G	4.25	-15.75	1.88033G	-55.43	2.39998G	-49.75	2.4G	-54.87	2.50017G	-54.27	16.94907G	-42.69	1

BT-BR(1Mbps) **CSENdB-FS**

2440MHz

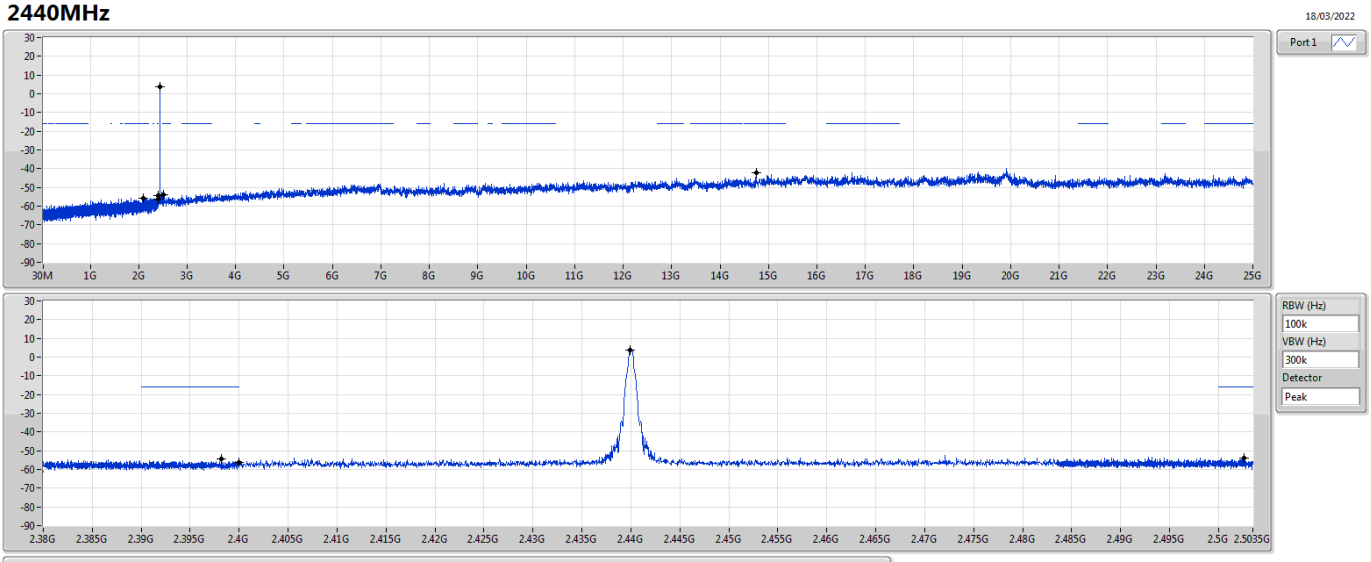

Ref(Hz)	Ref(dBm)	Limit(dBm)	Freq(Hz)	Level(dBm)	Freq(Hz)	Level(dBm)	Freq(Hz)	Level(dBm)	Freq(Hz)	Level(dBm)	Freq(Hz)	Level(dBm)	Port
2.43987G	3.87	-16.13	2.08654G	-55.56	2.39817G	-54.41	2.4G	-56.05	2.5026G	-54.03	14.75003G	-42.25	1

BT-BR(1Mbps) **CSENdB-FS**

2480MHz

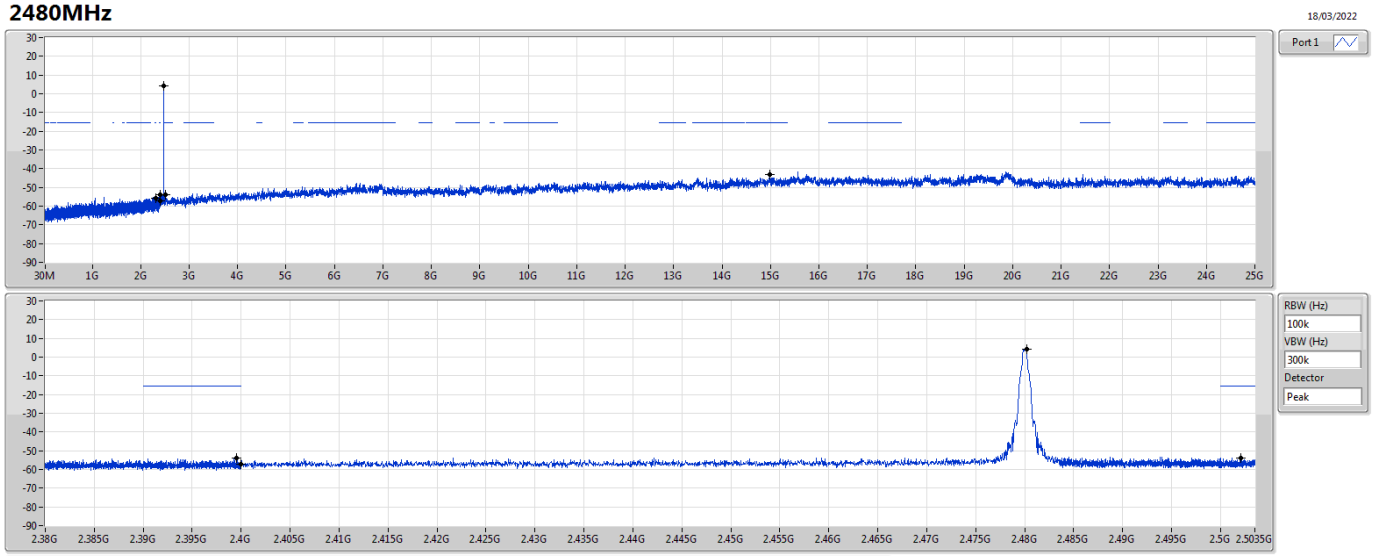

Ref(Hz)	Ref(dBm)	Limit(dBm)	Freq(Hz)	Level(dBm)	Freq(Hz)	Level(dBm)	Freq(Hz)	Level(dBm)	Freq(Hz)	Level(dBm)	Freq(Hz)	Level(dBm)	Port
2.4802G	4.45	-15.55	2.30568G	-55.92	2.39954G	-54.01	2.4G	-57.41	2.50205G	-53.69	14.98625G	-42.95	1

BT-EDR(2Mbps) **CSENdB-FS**

2402MHz

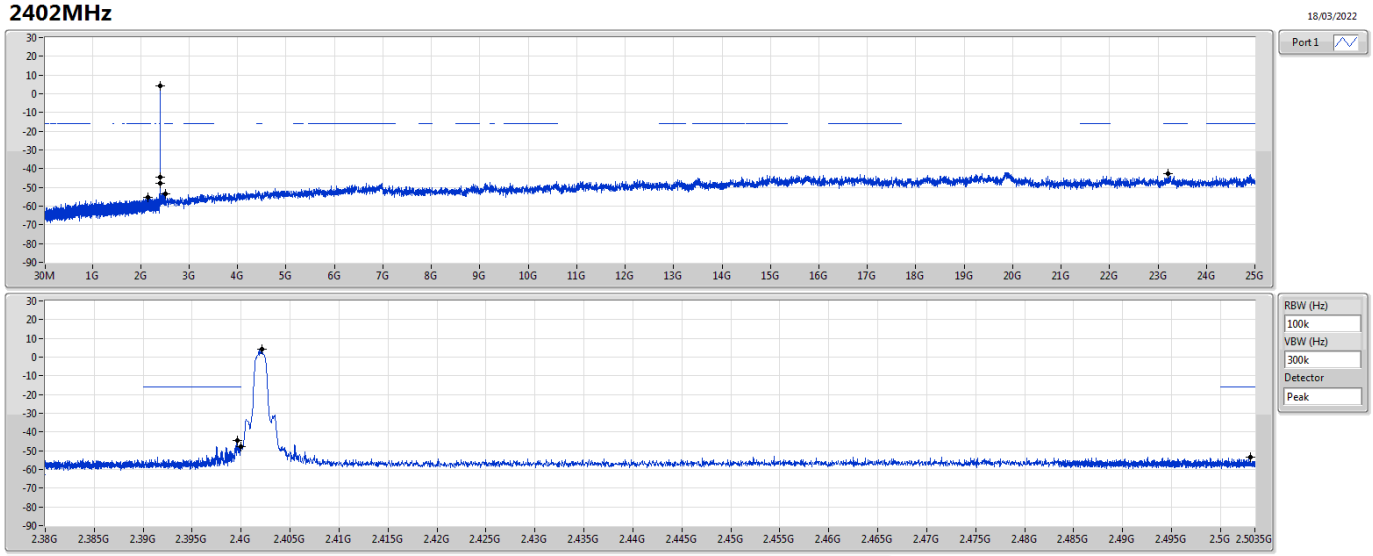

Ref(Hz)	Ref(dBm)	Limit(dBm)	Freq(Hz)	Level(dBm)	Freq(Hz)	Level(dBm)	Freq(Hz)	Level(dBm)	Freq(Hz)	Level(dBm)	Freq(Hz)	Level(dBm)	Port
2.40213G	4.20	-15.80	2.15499G	-55.47	2.39957G	-44.45	2.4G	-47.94	2.50301G	-53.67	23.21153G	-42.62	1

BT-EDR(2Mbps) **CSENdB-FS**

2440MHz

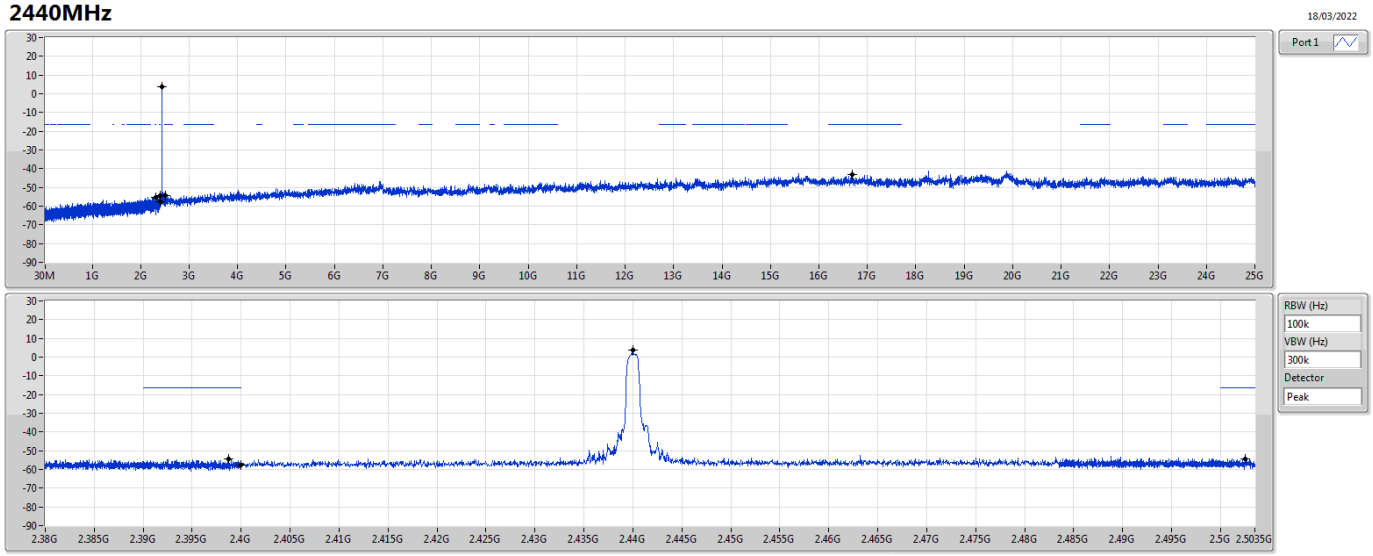

Ref(Hz)	Ref(dBm)	Limit(dBm)	Freq(Hz)	Level(dBm)	Freq(Hz)	Level(dBm)	Freq(Hz)	Level(dBm)	Freq(Hz)	Level(dBm)	Freq(Hz)	Level(dBm)	Port
2.44G	3.62	-16.38	2.3095G	-55.28	2.3987G	-54.48	2.4G	-57.53	2.50253G	-54.38	16.69036G	-43.11	1

BT-EDR(2Mbps) **CSENdB-FS**

2480MHz

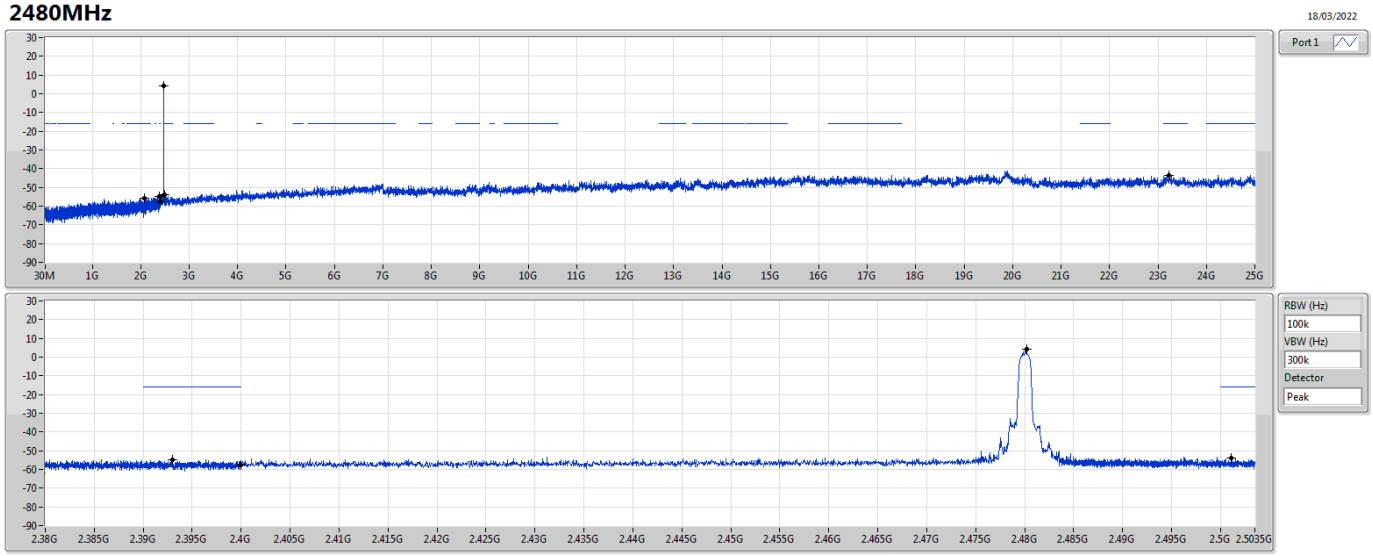

Ref(Hz)	Ref(dBm)	Limit(dBm)	Freq(Hz)	Level(dBm)	Freq(Hz)	Level(dBm)	Freq(Hz)	Level(dBm)	Freq(Hz)	Level(dBm)	Freq(Hz)	Level(dBm)	Port
2.4802G	4.10	-15.90	2.06745G	-55.97	2.39296G	-54.62	2.4G	-57.45	2.50107G	-54.06	23.21996G	-43.40	1

BT-EDR(3Mbps) **CSENdB-FS**

2402MHz

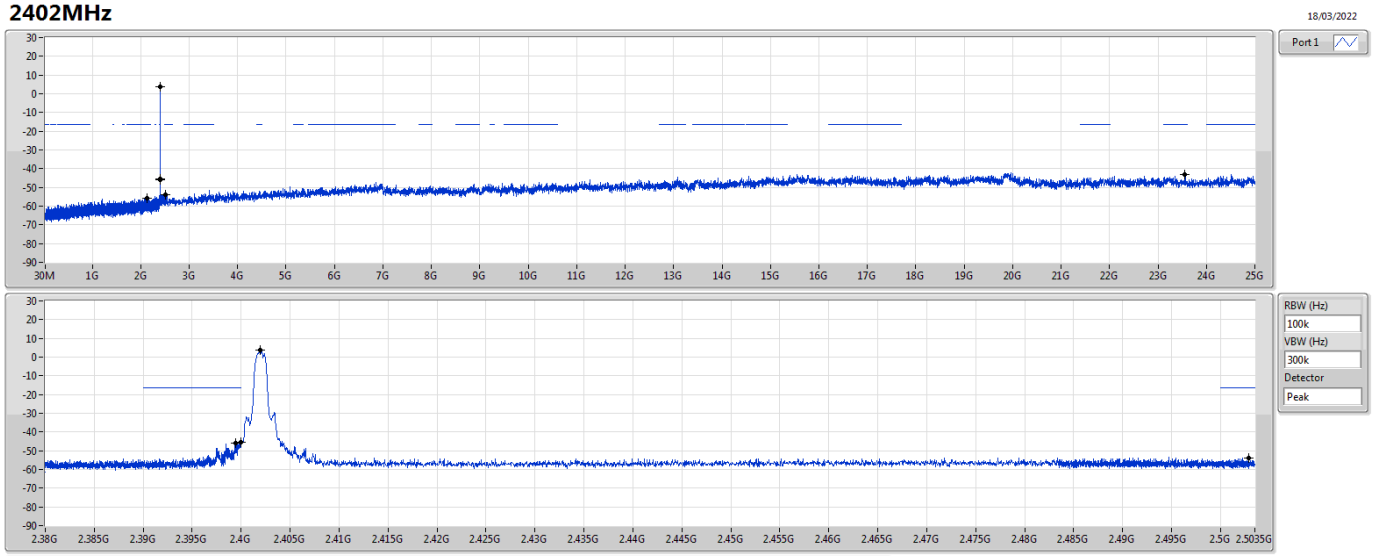

Ref(Hz)	Ref(dBm)	Limit(dBm)	Freq(Hz)	Level(dBm)	Freq(Hz)	Level(dBm)	Freq(Hz)	Level(dBm)	Freq(Hz)	Level(dBm)	Freq(Hz)	Level(dBm)	Port
2.40196G	3.52	-16.48	2.13501G	-55.92	2.39946G	-45.92	2.4G	-45.70	2.50284G	-53.83	23.54898G	-43.21	1

BT-EDR(3Mbps) **CSENdB-FS**

2440MHz

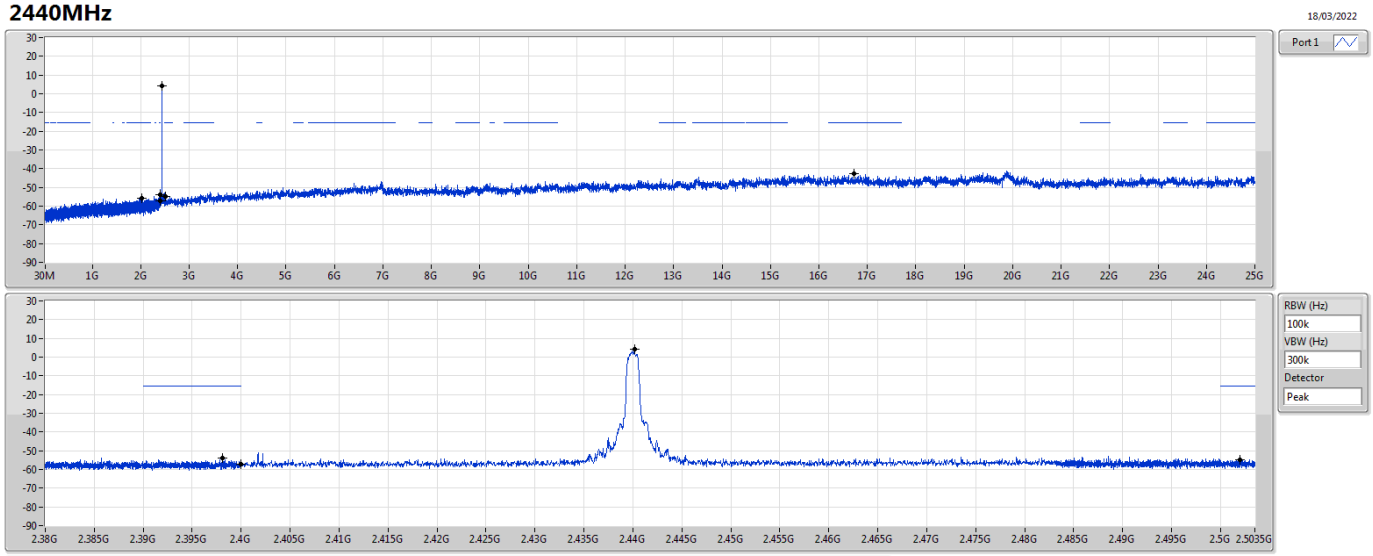

Ref(Hz)	Ref(dBm)	Limit(dBm)	Freq(Hz)	Level(dBm)	Freq(Hz)	Level(dBm)	Freq(Hz)	Level(dBm)	Freq(Hz)	Level(dBm)	Freq(Hz)	Level(dBm)	Port
2.44016G	4.30	-15.70	2.01663G	-55.80	2.39811G	-54.05	2.4G	-57.10	2.50195G	-54.78	16.72972G	-42.85	1

BT-EDR(3Mbps) **CSENdB-FS**

2480MHz

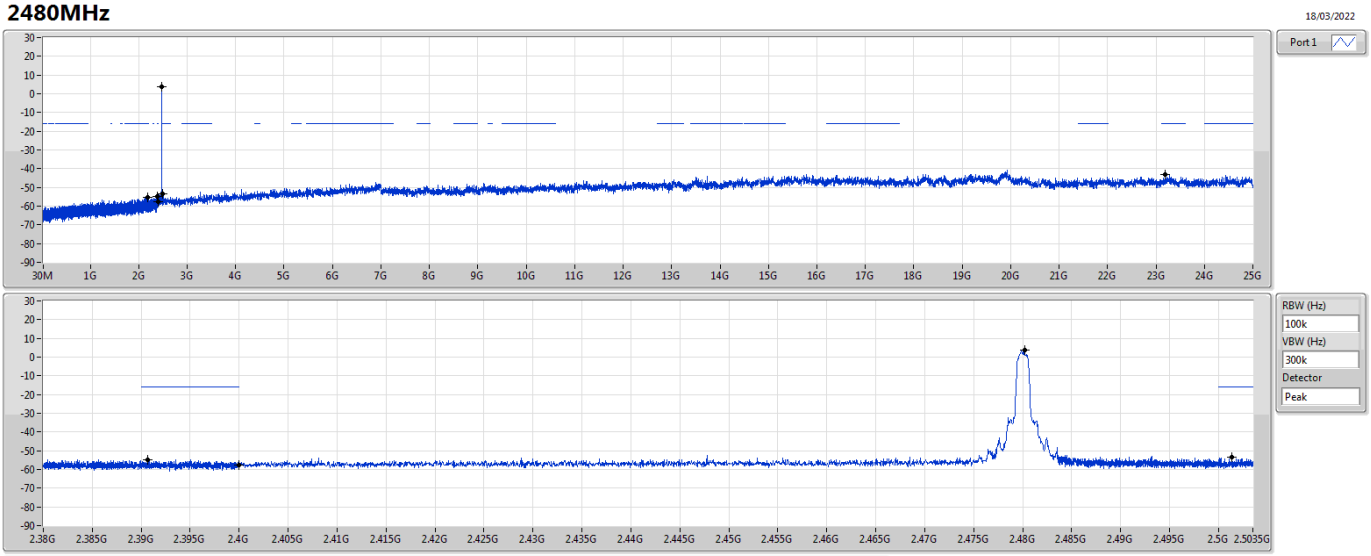

Ref(Hz)	Ref(dBm)	Limit(dBm)	Freq(Hz)	Level(dBm)	Freq(Hz)	Level(dBm)	Freq(Hz)	Level(dBm)	Freq(Hz)	Level(dBm)	Freq(Hz)	Level(dBm)	Port
2.4802G	3.85	-16.15	2.18495G	-55.12	2.39065G	-54.72	2.4G	-57.69	2.50136G	-53.50	23.19466G	-43.33	1

Summary

Mode	Result	Type	Freq (Hz)	Level (dBuV/m)	Limit (dBuV/m)	Margin (dB)	Dist (m)	Condition	Azimuth (°)	Height (m)	Comments
2.4-2.4835GHz	-	-	-	-	-	-	-	-	-	-	-
BT-EDR(3Mbps)	Pass	PK	949.56M	33.63	46.00	-12.37	3	Horizontal	360	1.00	-

Result

Mode	Result	Type	Freq (Hz)	Level (dBuV/m)	Limit (dBuV/m)	Margin (dB)	Dist (m)	Condition	Azimuth (°)	Height (m)	Comments
BT-EDR(3Mbps)	-	-	-	-	-	-	-	-	-	-	-
2440MHz	Pass	PK	156.1M	25.75	43.50	-17.75	3	Vertical	0	1.00	-
2440MHz	Pass	PK	315.18M	24.61	46.00	-21.39	3	Vertical	0	1.00	-
2440MHz	Pass	PK	414.12M	27.89	46.00	-18.11	3	Vertical	0	1.00	-
2440MHz	Pass	PK	629.46M	30.08	46.00	-15.92	3	Vertical	0	1.00	-
2440MHz	Pass	PK	782.72M	31.82	46.00	-14.18	3	Vertical	0	1.00	-
2440MHz	Pass	PK	883.6M	33.07	46.00	-12.93	3	Vertical	0	1.00	-
2440MHz	Pass	PK	132.82M	22.51	43.50	-20.99	3	Horizontal	360	1.00	-
2440MHz	Pass	PK	348.16M	26.73	46.00	-19.27	3	Horizontal	360	1.00	-
2440MHz	Pass	PK	524.7M	28.20	46.00	-17.80	3	Horizontal	360	1.00	-
2440MHz	Pass	PK	670.2M	30.08	46.00	-15.92	3	Horizontal	360	1.00	-
2440MHz	Pass	PK	844.8M	32.24	46.00	-13.76	3	Horizontal	360	1.00	-
2440MHz	Pass	PK	949.56M	33.63	46.00	-12.37	3	Horizontal	360	1.00	-

BT-EDR(3Mbps)

2440MHz_Battery

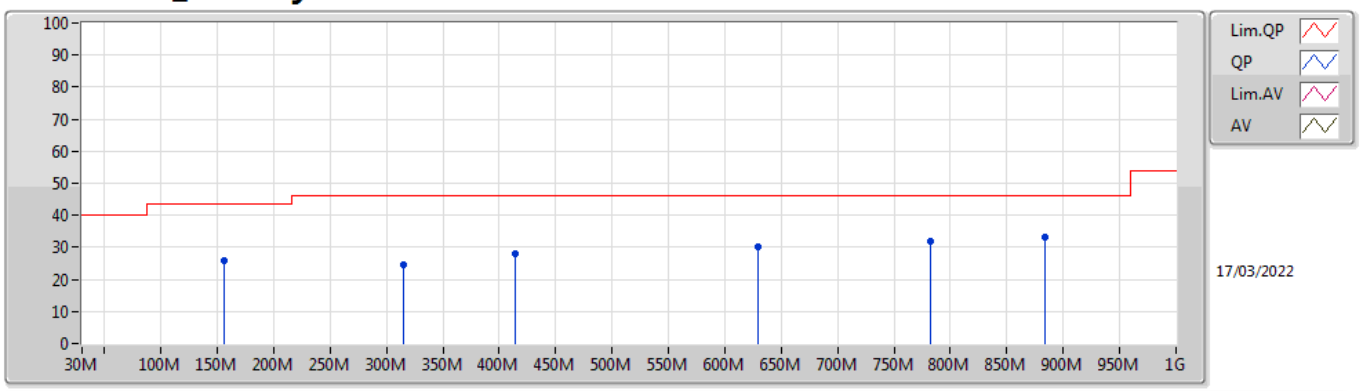

Type	Freq	Level	Limit	Margin	Factor	Dist	Condition	Azimuth	Height	Comment	Raw	AF	CL	PA
	(Hz)	(dBuV/m)	(dBuV/m)	(dB)	(dB)	(m)		(°)	(m)		(dBuV)	(dB)	(dB)	(dB)
PK	156.1M	25.75	43.50	-17.75	-10.48	3	Vertical	0	1.00	-	36.23	15.32	1.74	27.54
PK	315.18M	24.61	46.00	-21.39	-5.96	3	Vertical	0	1.00	-	30.57	18.76	2.42	27.14
PK	414.12M	27.89	46.00	-18.11	-3.37	3	Vertical	0	1.00	-	31.26	21.70	2.79	27.86
PK	629.46M	30.08	46.00	-15.92	-0.54	3	Vertical	0	1.00	-	30.62	24.33	3.42	28.29
PK	782.72M	31.82	46.00	-14.18	0.89	3	Vertical	0	1.00	-	30.93	25.02	3.82	27.95
PK	883.6M	33.07	46.00	-12.93	2.13	3	Vertical	0	1.00	-	30.94	25.63	4.07	27.57

BT-EDR(3Mbps)

2440MHz_Battery

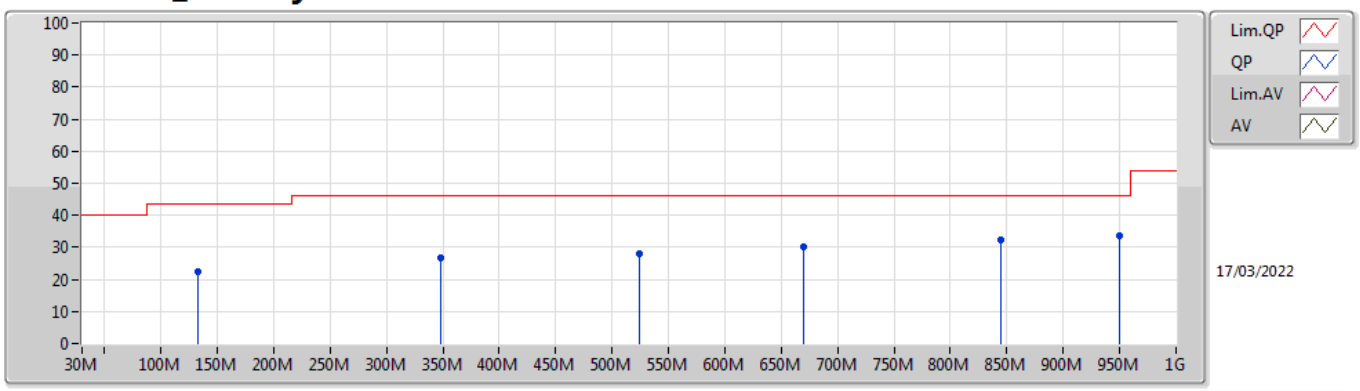

Type	Freq	Level	Limit	Margin	Factor	Dist	Condition	Azimuth	Height	Comment	Raw	AF	CL	PA
	(Hz)	(dBuV/m)	(dBuV/m)	(dB)	(dB)	(m)		(°)	(m)		(dBuV)	(dB)	(dB)	(dB)
PK	132.82M	22.51	43.50	-20.99	-9.12	3	Horizontal	360	1.00	-	31.63	16.95	1.60	27.67
PK	348.16M	26.73	46.00	-19.27	-5.27	3	Horizontal	360	1.00	-	32.00	19.51	2.54	27.32
PK	524.7M	28.20	46.00	-17.80	-2.51	3	Horizontal	360	1.00	-	30.71	22.70	3.13	28.34
PK	670.2M	30.08	46.00	-15.92	-0.52	3	Horizontal	360	1.00	-	30.60	24.19	3.51	28.22
PK	844.8M	32.24	46.00	-13.76	1.81	3	Horizontal	360	1.00	-	30.43	25.57	3.98	27.74
PK	949.56M	33.63	46.00	-12.37	2.97	3	Horizontal	360	1.00	-	30.66	26.07	4.18	27.28

Summary

Mode	Result	Type	Freq (Hz)	Level (dBuV/m)	Limit (dBuV/m)	Margin (dB)	Dist (m)	Condition	Azimuth (°)	Height (m)	Comments
2.4-2.4835GHz	-	-	-	-	-	-	-	-	-	-	-
BT-BR(1Mbps)	Pass	PK	2.3568G	59.53	74.00	-14.47	3	Vertical	309	2.85	-
BT-EDR(3Mbps)	Pass	PK	2.376G	59.53	74.00	-14.47	3	Vertical	309	2.79	-

Result

Mode	Result	Type	Freq (Hz)	Level (dBuV/m)	Limit (dBuV/m)	Margin (dB)	Dist (m)	Condition	Azimuth (°)	Height (m)	Comments
BT-BR(1Mbps)	-	-	-	-	-	-	-	-	-	-	-
2402MHz	Pass	AV	2.3568G	37.03	54.00	-16.97	3	Vertical	309	2.85	-
2402MHz	Pass	AV	2.4018G	69.77	Inf	-Inf	3	Vertical	309	2.85	-
2402MHz	Pass	PK	2.3568G	59.53	74.00	-14.47	3	Vertical	309	2.85	-
2402MHz	Pass	PK	2.4018G	92.27	Inf	-Inf	3	Vertical	309	2.85	-
2402MHz	Pass	AV	2.3826G	36.52	54.00	-17.48	3	Horizontal	118	1.00	-
2402MHz	Pass	AV	2.4018G	75.87	Inf	-Inf	3	Horizontal	118	1.00	-
2402MHz	Pass	PK	2.3826G	59.02	74.00	-14.98	3	Horizontal	118	1.00	-
2402MHz	Pass	PK	2.4018G	98.37	Inf	-Inf	3	Horizontal	118	1.00	-
2402MHz	Pass	AV	4.80413G	21.44	54.00	-32.56	3	Vertical	101	1.50	-
2402MHz	Pass	PK	4.80413G	43.94	74.00	-30.06	3	Vertical	101	1.50	-
2402MHz	Pass	AV	4.80451G	21.77	54.00	-32.23	3	Horizontal	134	1.50	-
2402MHz	Pass	PK	4.80451G	44.27	74.00	-29.73	3	Horizontal	134	1.50	-
2440MHz	Pass	AV	2.3576G	36.46	54.00	-17.54	3	Vertical	149	1.03	-
2440MHz	Pass	AV	2.44G	69.62	Inf	-Inf	3	Vertical	149	1.03	-
2440MHz	Pass	AV	2.4944G	36.60	54.00	-17.40	3	Vertical	149	1.03	-
2440MHz	Pass	PK	2.3576G	58.96	74.00	-15.04	3	Vertical	149	1.03	-
2440MHz	Pass	PK	2.44G	92.12	Inf	-Inf	3	Vertical	149	1.03	-
2440MHz	Pass	PK	2.4944G	59.10	74.00	-14.90	3	Vertical	149	1.03	-
2440MHz	Pass	AV	2.3856G	36.29	54.00	-17.71	3	Horizontal	120	1.16	-
2440MHz	Pass	AV	2.44G	74.44	Inf	-Inf	3	Horizontal	120	1.16	-
2440MHz	Pass	AV	2.4936G	36.16	54.00	-17.84	3	Horizontal	120	1.16	-
2440MHz	Pass	PK	2.3856G	58.79	74.00	-15.21	3	Horizontal	120	1.16	-
2440MHz	Pass	PK	2.44G	96.89	Inf	-Inf	3	Horizontal	120	1.16	-
2440MHz	Pass	PK	2.4936G	58.66	74.00	-15.34	3	Horizontal	120	1.16	-
2440MHz	Pass	AV	4.88193G	21.07	54.00	-32.93	3	Vertical	88	1.50	-
2440MHz	Pass	PK	4.88193G	43.57	74.00	-30.43	3	Vertical	88	1.50	-
2440MHz	Pass	AV	4.88177G	21.00	54.00	-33.00	3	Horizontal	154	1.19	-
2440MHz	Pass	PK	4.88177G	43.50	74.00	-30.50	3	Horizontal	154	1.19	-
2480MHz	Pass	AV	2.4802G	68.60	Inf	-Inf	3	Vertical	293	2.97	-
2480MHz	Pass	AV	2.4988G	36.56	54.00	-17.44	3	Vertical	293	2.97	-
2480MHz	Pass	PK	2.4802G	91.10	Inf	-Inf	3	Vertical	293	2.97	-
2480MHz	Pass	PK	2.4988G	59.06	74.00	-14.94	3	Vertical	293	2.97	-
2480MHz	Pass	AV	2.4798G	74.82	Inf	-Inf	3	Horizontal	118	1.33	-
2480MHz	Pass	AV	2.4986G	36.13	54.00	-17.87	3	Horizontal	118	1.33	-
2480MHz	Pass	PK	2.4798G	97.32	Inf	-Inf	3	Horizontal	118	1.33	-
2480MHz	Pass	PK	2.4986G	58.63	74.00	-15.37	3	Horizontal	118	1.33	-
2480MHz	Pass	AV	4.95889G	20.95	54.00	-33.05	3	Vertical	208	1.50	-
2480MHz	Pass	PK	4.95889G	43.45	74.00	-30.55	3	Vertical	208	1.50	-
2480MHz	Pass	AV	4.95995G	21.01	54.00	-32.99	3	Horizontal	142	1.35	-
2480MHz	Pass	PK	4.95995G	43.51	74.00	-30.49	3	Horizontal	142	1.35	-
BT-EDR(3Mbps)	-	-	-	-	-	-	-	-	-	-	-
2402MHz	Pass	AV	2.376G	37.03	54.00	-16.97	3	Vertical	309	2.79	-
2402MHz	Pass	AV	2.4018G	69.77	Inf	-Inf	3	Vertical	309	2.79	-
2402MHz	Pass	PK	2.376G	59.53	74.00	-14.47	3	Vertical	309	2.79	-
2402MHz	Pass	PK	2.4018G	92.27	Inf	-Inf	3	Vertical	309	2.79	-
2402MHz	Pass	AV	2.3534G	36.71	54.00	-17.29	3	Horizontal	116	1.00	-
2402MHz	Pass	AV	2.4018G	75.65	Inf	-Inf	3	Horizontal	116	1.00	-
2402MHz	Pass	PK	2.3534G	59.21	74.00	-14.79	3	Horizontal	116	1.00	-
2402MHz	Pass	PK	2.4018G	98.15	Inf	-Inf	3	Horizontal	116	1.00	-
2402MHz	Pass	AV	4.80434G	21.83	54.00	-32.17	3	Vertical	109	1.11	-
2402MHz	Pass	PK	4.80434G	44.33	74.00	-29.67	3	Vertical	109	1.11	-
2402MHz	Pass	AV	4.80435G	20.80	54.00	-33.20	3	Horizontal	135	1.22	-
2402MHz	Pass	PK	4.80435G	43.30	74.00	-30.70	3	Horizontal	135	1.22	-
2440MHz	Pass	AV	2.3852G	36.73	54.00	-17.27	3	Vertical	148	1.05	-
2440MHz	Pass	AV	2.4396G	71.15	Inf	-Inf	3	Vertical	148	1.05	-
2440MHz	Pass	AV	2.488G	35.62	54.00	-18.38	3	Vertical	148	1.05	-
2440MHz	Pass	PK	2.3852G	59.23	74.00	-14.77	3	Vertical	148	1.05	-
2440MHz	Pass	PK	2.4396G	93.65	Inf	-Inf	3	Vertical	148	1.05	-
2440MHz	Pass	PK	2.488G	58.12	74.00	-15.88	3	Vertical	148	1.05	-
2440MHz	Pass	AV	2.358G	36.15	54.00	-17.85	3	Horizontal	118	1.16	-

Mode	Result	Type	Freq (Hz)	Level (dBuV/m)	Limit (dBuV/m)	Margin (dB)	Dist (m)	Condition	Azimuth (°)	Height (m)	Comments
2440MHz	Pass	AV	2.44G	76.90	Inf	-Inf	3	Horizontal	118	1.16	-
2440MHz	Pass	AV	2.4908G	36.59	54.00	-17.41	3	Horizontal	118	1.16	-
2440MHz	Pass	PK	2.358G	58.65	74.00	-15.35	3	Horizontal	118	1.16	-
2440MHz	Pass	PK	2.44G	99.40	Inf	-Inf	3	Horizontal	118	1.16	-
2440MHz	Pass	PK	2.4908G	59.09	74.00	-14.91	3	Horizontal	118	1.16	-
2440MHz	Pass	AV	4.87982G	21.15	54.00	-32.85	3	Vertical	104	1.00	-
2440MHz	Pass	PK	4.87982G	43.65	74.00	-30.35	3	Vertical	104	1.00	-
2440MHz	Pass	AV	4.87828G	21.30	54.00	-32.70	3	Horizontal	250	2.99	-
2440MHz	Pass	PK	4.87828G	43.80	74.00	-30.20	3	Horizontal	250	2.99	-
2480MHz	Pass	AV	2.4798G	68.76	Inf	-Inf	3	Vertical	283	3.00	-
2480MHz	Pass	AV	2.492G	36.58	54.00	-17.42	3	Vertical	283	3.00	-
2480MHz	Pass	PK	2.4798G	91.26	Inf	-Inf	3	Vertical	283	3.00	-
2480MHz	Pass	PK	2.492G	59.08	74.00	-14.92	3	Vertical	283	3.00	-
2480MHz	Pass	AV	2.4798G	76.01	Inf	-Inf	3	Horizontal	120	1.35	-
2480MHz	Pass	AV	2.4934G	36.45	54.00	-17.55	3	Horizontal	120	1.35	-
2480MHz	Pass	PK	2.4798G	98.51	Inf	-Inf	3	Horizontal	120	1.35	-
2480MHz	Pass	PK	2.4934G	58.95	74.00	-15.05	3	Horizontal	120	1.35	-
2480MHz	Pass	AV	4.96199G	21.45	54.00	-32.55	3	Vertical	117	2.39	-
2480MHz	Pass	PK	4.96199G	43.95	74.00	-30.05	3	Vertical	117	2.39	-
2480MHz	Pass	AV	4.9575G	20.72	54.00	-33.28	3	Horizontal	140	1.50	-
2480MHz	Pass	PK	4.9575G	43.22	74.00	-30.78	3	Horizontal	140	1.50	-

BT-BR(1Mbps)

2402MHz_TX

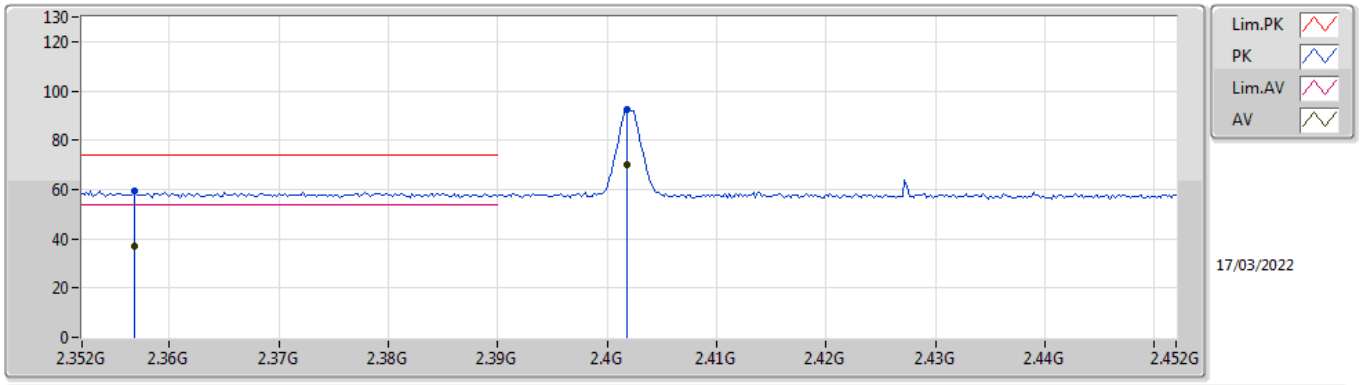

Type	Freq	Level	Limit	Margin	Factor	Dist	Condition	Azimuth	Height	Comment	Raw	AF	CL	PA
	(Hz)	(dBuV/m)	(dBuV/m)	(dB)	(dB)	(m)		(°)	(m)		(dBuV)	(dB)	(dB)	(dB)
AV	2.3568G	37.03	54.00	-16.97	35.03	3	Vertical	309	2.85	-	2.00	27.79	7.24	-
AV	2.4018G	69.77	Inf	-Inf	34.95	3	Vertical	309	2.85	-	34.82	27.69	7.26	-
PK	2.3568G	59.53	74.00	-14.47	35.03	3	Vertical	309	2.85	-	24.50	27.79	7.24	-
PK	2.4018G	92.27	Inf	-Inf	34.95	3	Vertical	309	2.85	-	57.32	27.69	7.26	-

BT-BR(1Mbps)

2402MHz_TX

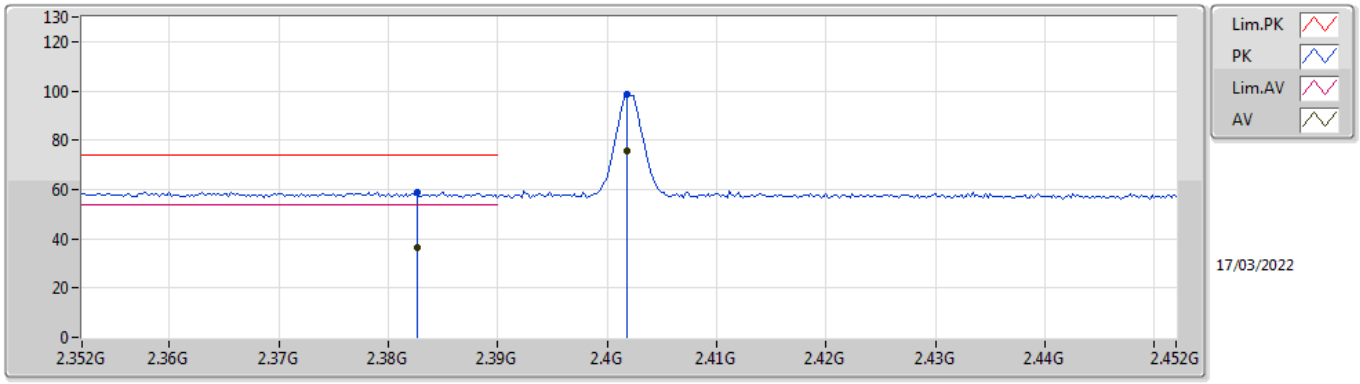

Type	Freq	Level	Limit	Margin	Factor	Dist	Condition	Azimuth	Height	Comment	Raw	AF	CL	PA
	(Hz)	(dBuV/m)	(dBuV/m)	(dB)	(dB)	(m)		(°)	(m)		(dBuV)	(dB)	(dB)	(dB)
AV	2.3826G	36.52	54.00	-17.48	34.98	3	Horizontal	118	1.00	-	1.54	27.73	7.25	-
AV	2.4018G	75.87	Inf	-Inf	34.95	3	Horizontal	118	1.00	-	40.92	27.69	7.26	-
PK	2.3826G	59.02	74.00	-14.98	34.98	3	Horizontal	118	1.00	-	24.04	27.73	7.25	-
PK	2.4018G	98.37	Inf	-Inf	34.95	3	Horizontal	118	1.00	-	63.42	27.69	7.26	-

BT-BR(1Mbps)

2402MHz_TX

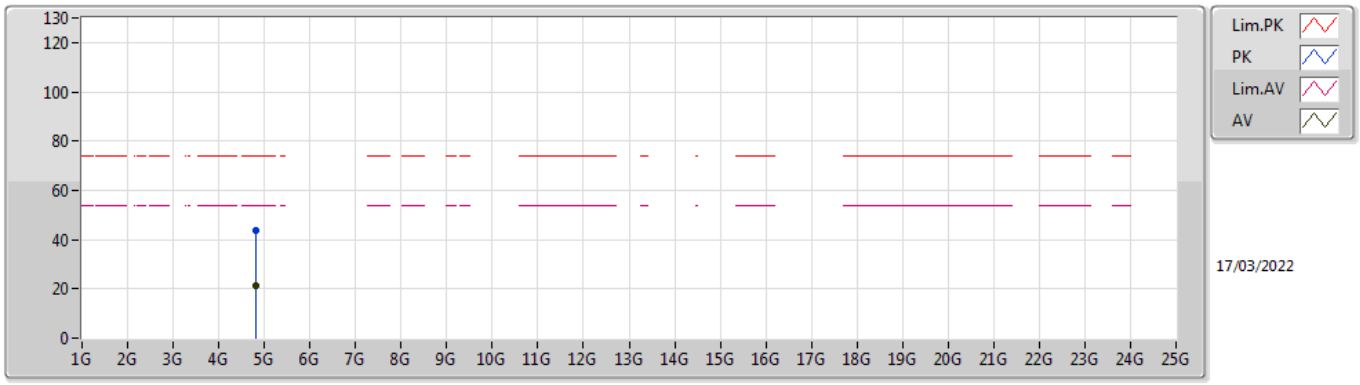

Type	Freq	Level	Limit	Margin	Factor	Dist	Condition	Azimuth	Height	Comment	Raw	AF	CL	PA
	(Hz)	(dBuV/m)	(dBuV/m)	(dB)	(dB)	(m)		(°)	(m)		(dBuV)	(dB)	(dB)	(dB)
AV	4.80413G	21.44	54.00	-32.56	5.82	3	Vertical	101	1.50	-	15.62	31.11	8.90	34.19
PK	4.80413G	43.94	74.00	-30.06	5.82	3	Vertical	101	1.50	-	38.12	31.11	8.90	34.19

BT-BR(1Mbps)

2402MHz_TX

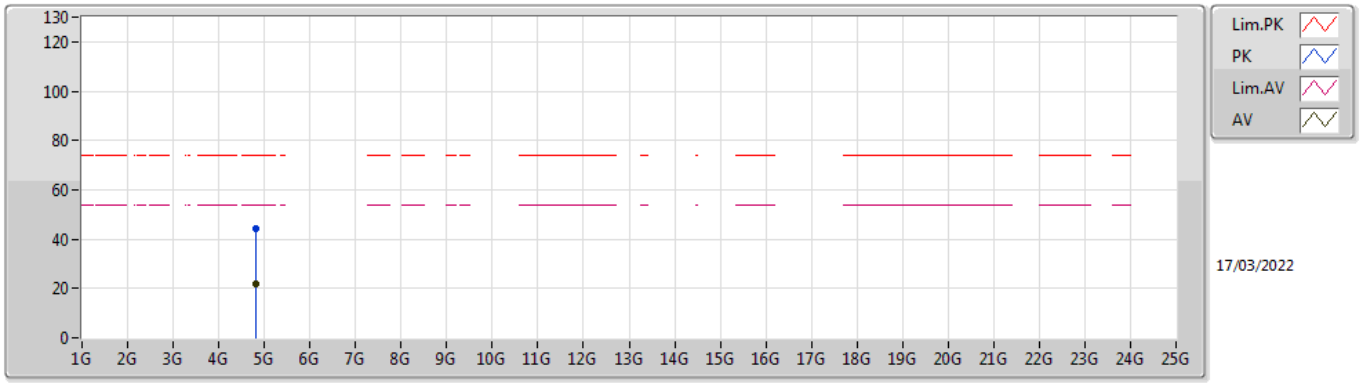

Type	Freq	Level	Limit	Margin	Factor	Dist	Condition	Azimuth	Height	Comment	Raw	AF	CL	PA
	(Hz)	(dBuV/m)	(dBuV/m)	(dB)	(dB)	(m)		(°)	(m)		(dBuV)	(dB)	(dB)	(dB)
AV	4.80451G	21.77	54.00	-32.23	5.82	3	Horizontal	134	1.50	-	15.95	31.11	8.90	34.19
PK	4.80451G	44.27	74.00	-29.73	5.82	3	Horizontal	134	1.50	-	38.45	31.11	8.90	34.19

BT-BR(1Mbps)

2440MHz_TX

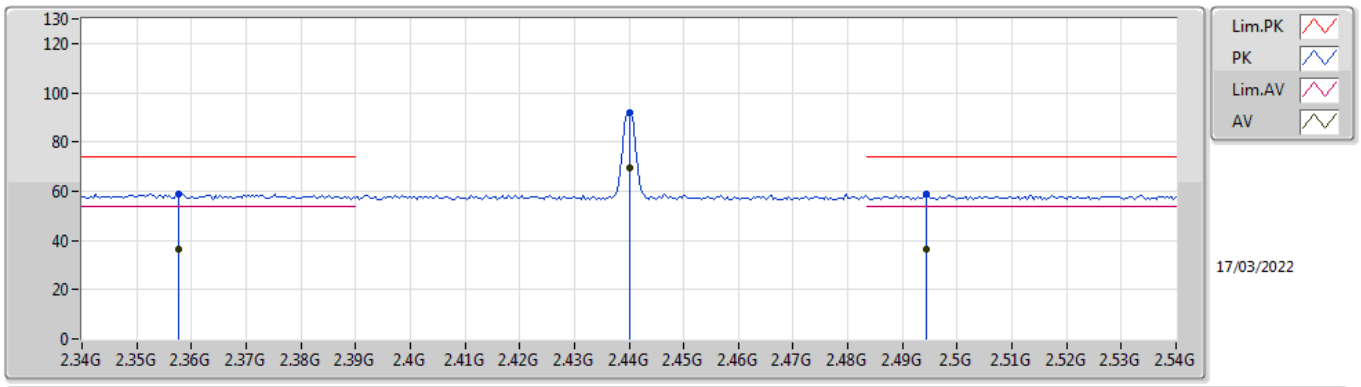

Type	Freq	Level	Limit	Margin	Factor	Dist	Condition	Azimuth	Height	Comment	Raw	AF	CL	PA
	(Hz)	(dBuV/m)	(dBuV/m)	(dB)	(dB)	(m)		(°)	(m)		(dBuV)	(dB)	(dB)	(dB)
AV	2.3576G	36.46	54.00	-17.54	35.02	3	Vertical	149	1.03	-	1.44	27.78	7.24	-
AV	2.44G	69.62	Inf	-Inf	34.75	3	Vertical	149	1.03	-	34.87	27.46	7.29	-
AV	2.4944G	36.60	54.00	-17.40	34.74	3	Vertical	149	1.03	-	1.86	27.40	7.34	-
PK	2.3576G	58.96	74.00	-15.04	35.02	3	Vertical	149	1.03	-	23.94	27.78	7.24	-
PK	2.44G	92.12	Inf	-Inf	34.75	3	Vertical	149	1.03	-	57.37	27.46	7.29	-
PK	2.4944G	59.10	74.00	-14.90	34.74	3	Vertical	149	1.03	-	24.36	27.40	7.34	-

BT-BR(1Mbps)

2440MHz_TX

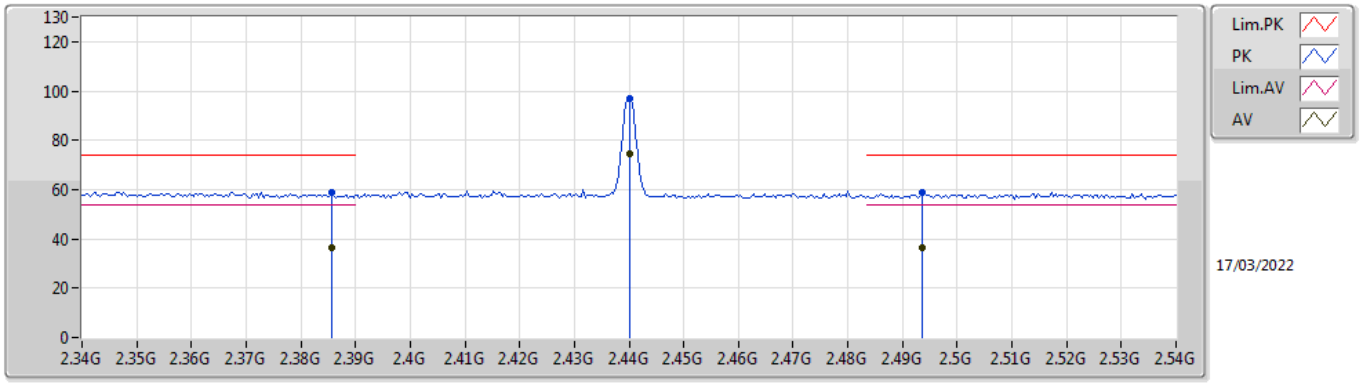

Type	Freq	Level	Limit	Margin	Factor	Dist	Condition	Azimuth	Height	Comment	Raw	AF	CL	PA
	(Hz)	(dBuV/m)	(dBuV/m)	(dB)	(dB)	(m)		(°)	(m)		(dBuV)	(dB)	(dB)	(dB)
AV	2.3856G	36.29	54.00	-17.71	34.98	3	Horizontal	120	1.16	-	1.31	27.73	7.25	-
AV	2.44G	74.44	Inf	-Inf	34.75	3	Horizontal	120	1.16	-	39.69	27.46	7.29	-
AV	2.4936G	36.16	54.00	-17.84	34.73	3	Horizontal	120	1.16	-	1.43	27.40	7.33	-
PK	2.3856G	58.79	74.00	-15.21	34.98	3	Horizontal	120	1.16	-	23.81	27.73	7.25	-
PK	2.44G	96.89	Inf	-Inf	34.75	3	Horizontal	120	1.16	-	62.14	27.46	7.29	-
PK	2.4936G	58.66	74.00	-15.34	34.73	3	Horizontal	120	1.16	-	23.93	27.40	7.33	-

BT-BR(1Mbps)

2440MHz_TX

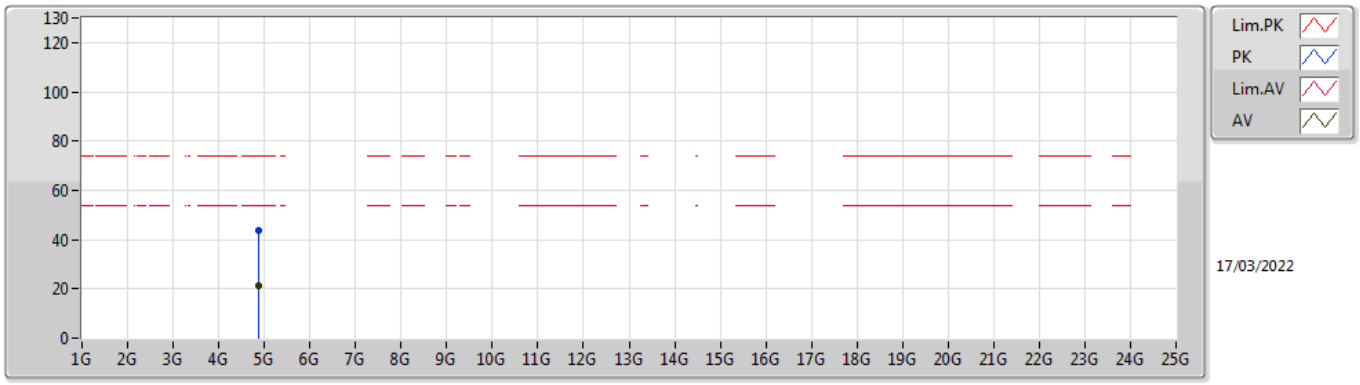

Type	Freq	Level	Limit	Margin	Factor	Dist	Condition	Azimuth	Height	Comment	Raw	AF	CL	PA
	(Hz)	(dBuV/m)	(dBuV/m)	(dB)	(dB)	(m)		(°)	(m)		(dBuV)	(dB)	(dB)	(dB)
AV	4.88193G	21.07	54.00	-32.93	6.00	3	Vertical	88	1.50	-	15.07	31.20	8.96	34.16
PK	4.88193G	43.57	74.00	-30.43	6.00	3	Vertical	88	1.50	-	37.57	31.20	8.96	34.16

BT-BR(1Mbps)

2440MHz_TX

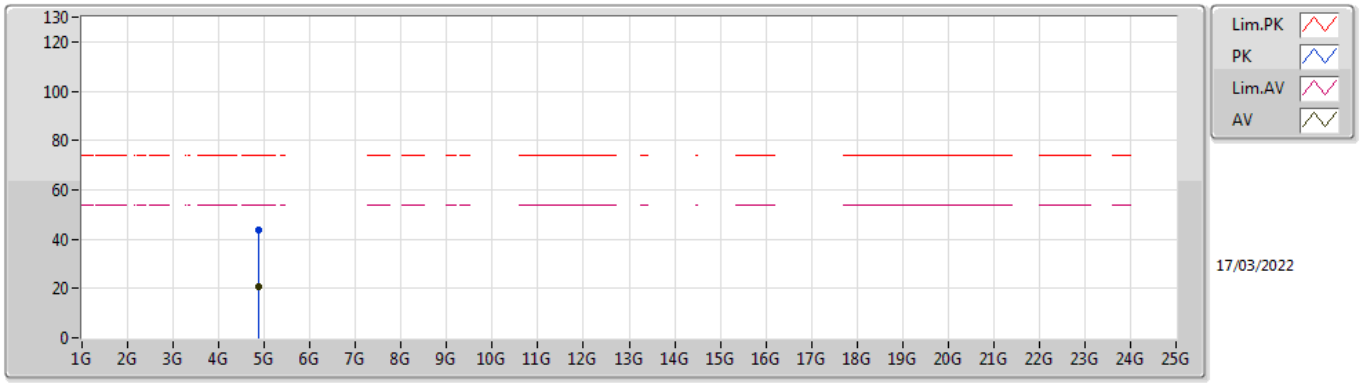

Type	Freq	Level	Limit	Margin	Factor	Dist	Condition	Azimuth	Height	Comment	Raw	AF	CL	PA
	(Hz)	(dBuV/m)	(dBuV/m)	(dB)	(dB)	(m)		(°)	(m)		(dBuV)	(dB)	(dB)	(dB)
AV	4.88177G	21.00	54.00	-33.00	6.00	3	Horizontal	154	1.19	-	15.00	31.20	8.96	34.16
PK	4.88177G	43.50	74.00	-30.50	6.00	3	Horizontal	154	1.19	-	37.50	31.20	8.96	34.16

BT-BR(1Mbps)

2480MHz_TX

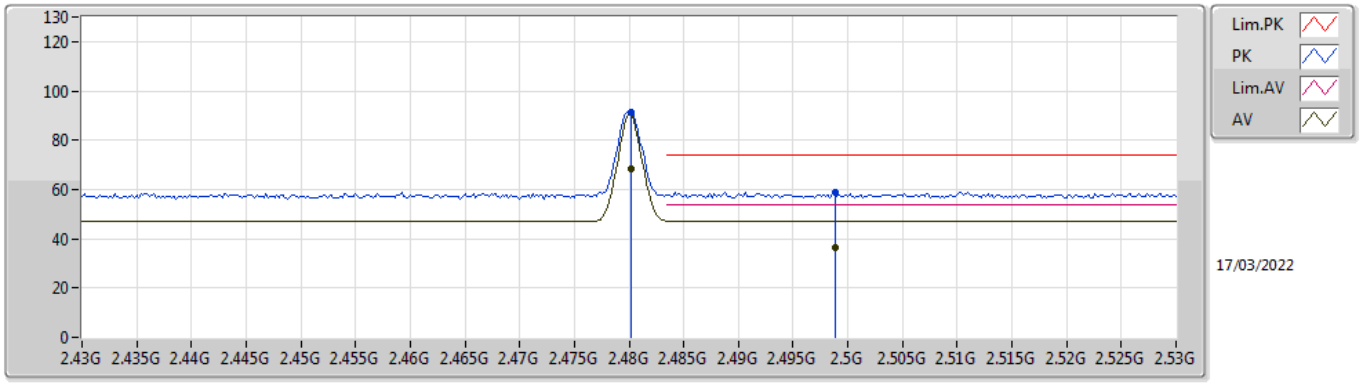

Type	Freq	Level	Limit	Margin	Factor	Dist	Condition	Azimuth	Height	Comment	Raw	AF	CL	PA
	(Hz)	(dBuV/m)	(dBuV/m)	(dB)	(dB)	(m)		(°)	(m)		(dBuV)	(dB)	(dB)	(dB)
AV	2.4802G	68.60	Inf	-Inf	34.72	3	Vertical	293	2.97	-	33.88	27.40	7.32	-
AV	2.4988G	36.56	54.00	-17.44	34.74	3	Vertical	293	2.97	-	1.82	27.40	7.34	-
PK	2.4802G	91.10	Inf	-Inf	34.72	3	Vertical	293	2.97	-	56.38	27.40	7.32	-
PK	2.4988G	59.06	74.00	-14.94	34.74	3	Vertical	293	2.97	-	24.32	27.40	7.34	-

BT-BR(1Mbps)

2480MHz_TX

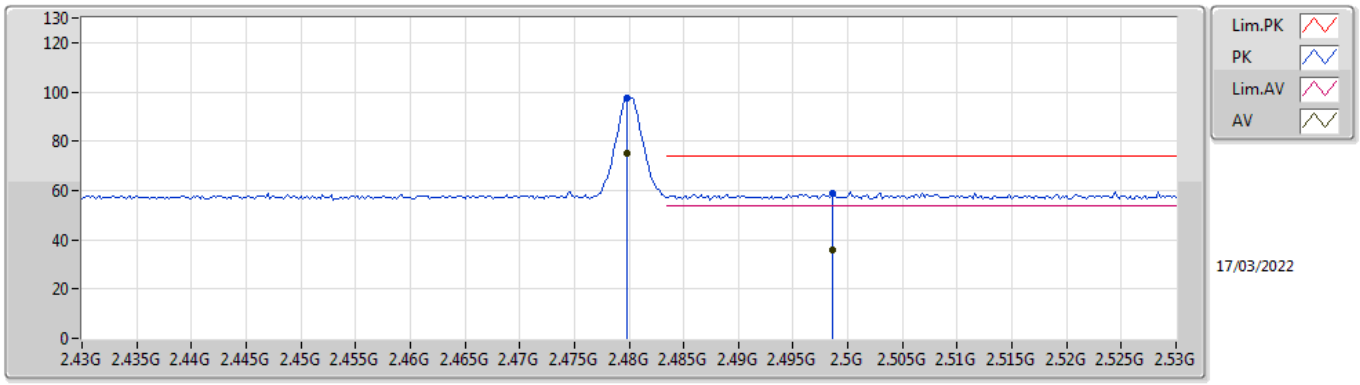

Type	Freq	Level	Limit	Margin	Factor	Dist	Condition	Azimuth	Height	Comment	Raw	AF	CL	PA
	(Hz)	(dBuV/m)	(dBuV/m)	(dB)	(dB)	(m)		(°)	(m)		(dBuV)	(dB)	(dB)	(dB)
AV	2.4798G	74.82	Inf	-Inf	34.72	3	Horizontal	118	1.33	-	40.10	27.40	7.32	-
AV	2.4986G	36.13	54.00	-17.87	34.74	3	Horizontal	118	1.33	-	1.39	27.40	7.34	-
PK	2.4798G	97.32	Inf	-Inf	34.72	3	Horizontal	118	1.33	-	62.60	27.40	7.32	-
PK	2.4986G	58.63	74.00	-15.37	34.74	3	Horizontal	118	1.33	-	23.89	27.40	7.34	-

BT-BR(1Mbps)

2480MHz_TX

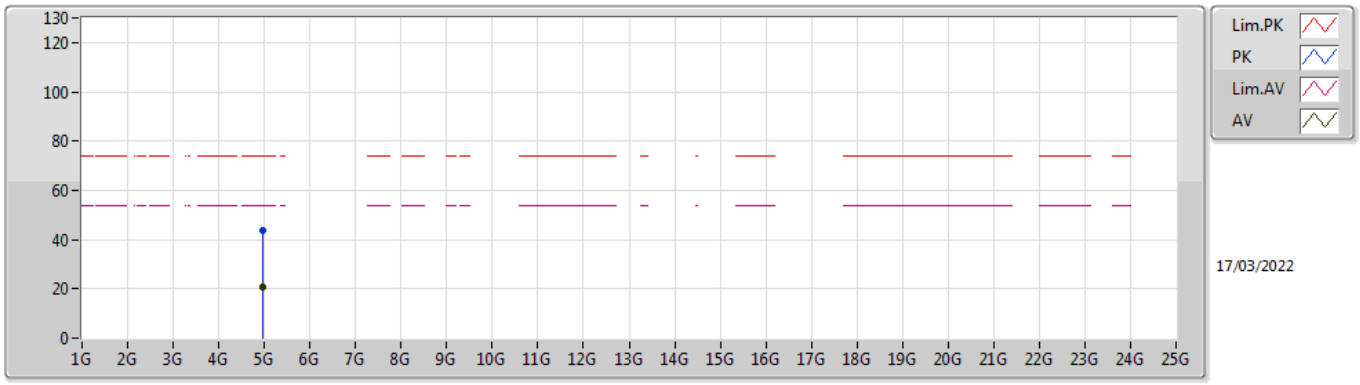

Type	Freq	Level	Limit	Margin	Factor	Dist	Condition	Azimuth	Height	Comment	Raw	AF	CL	PA
	(Hz)	(dBuV/m)	(dBuV/m)	(dB)	(dB)	(m)		(°)	(m)		(dBuV)	(dB)	(dB)	(dB)
AV	4.95889G	20.95	54.00	-33.05	6.32	3	Vertical	208	1.50	-	14.63	31.42	9.02	34.12
PK	4.95889G	43.45	74.00	-30.55	6.32	3	Vertical	208	1.50	-	37.13	31.42	9.02	34.12

BT-BR(1Mbps)

2480MHz_TX

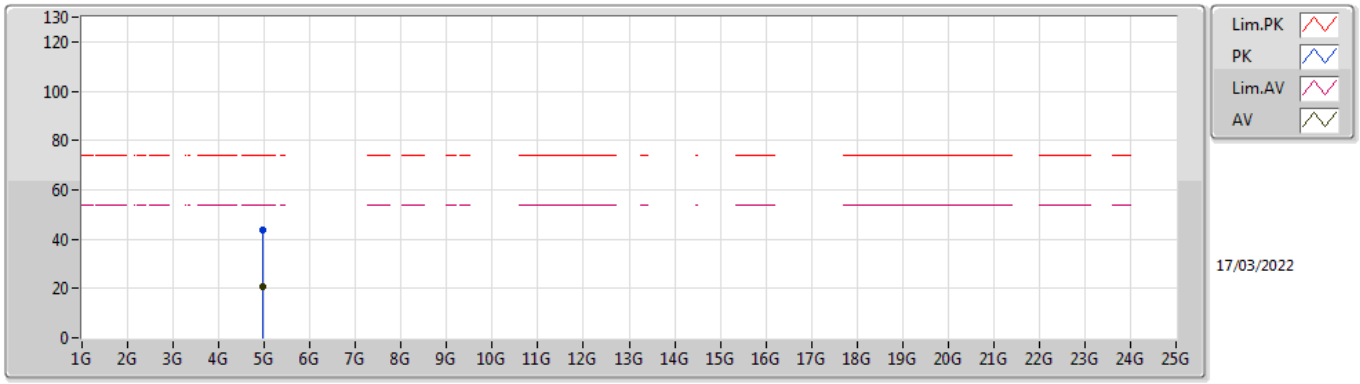

Type	Freq	Level	Limit	Margin	Factor	Dist	Condition	Azimuth	Height	Comment	Raw	AF	CL	PA
	(Hz)	(dBuV/m)	(dBuV/m)	(dB)	(dB)	(m)		(°)	(m)		(dBuV)	(dB)	(dB)	(dB)
AV	4.95995G	21.01	54.00	-32.99	6.32	3	Horizontal	142	1.35	-	14.69	31.42	9.02	34.12
PK	4.95995G	43.51	74.00	-30.49	6.32	3	Horizontal	142	1.35	-	37.19	31.42	9.02	34.12

BT-EDR(3Mbps)

2402MHz_TX

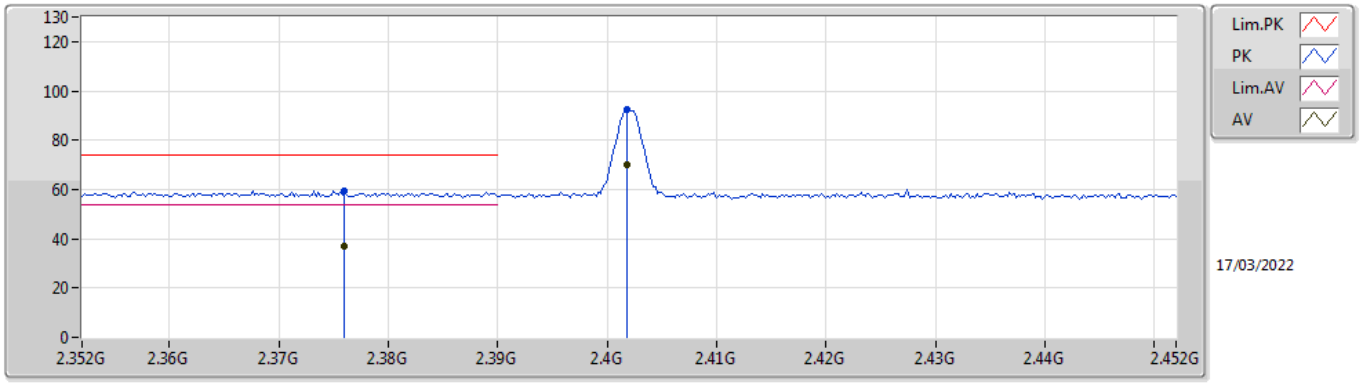

Type	Freq	Level	Limit	Margin	Factor	Dist	Condition	Azimuth	Height	Comment	Raw	AF	CL	PA
	(Hz)	(dBuV/m)	(dBuV/m)	(dB)	(dB)	(m)		(°)	(m)		(dBuV)	(dB)	(dB)	(dB)
AV	2.376G	37.03	54.00	-16.97	35.00	3	Vertical	309	2.79	-	2.03	27.75	7.25	-
AV	2.4018G	69.77	Inf	-Inf	34.95	3	Vertical	309	2.79	-	34.82	27.69	7.26	-
PK	2.376G	59.53	74.00	-14.47	35.00	3	Vertical	309	2.79	-	24.53	27.75	7.25	-
PK	2.4018G	92.27	Inf	-Inf	34.95	3	Vertical	309	2.79	-	57.32	27.69	7.26	-

BT-EDR(3Mbps)

2402MHz_TX

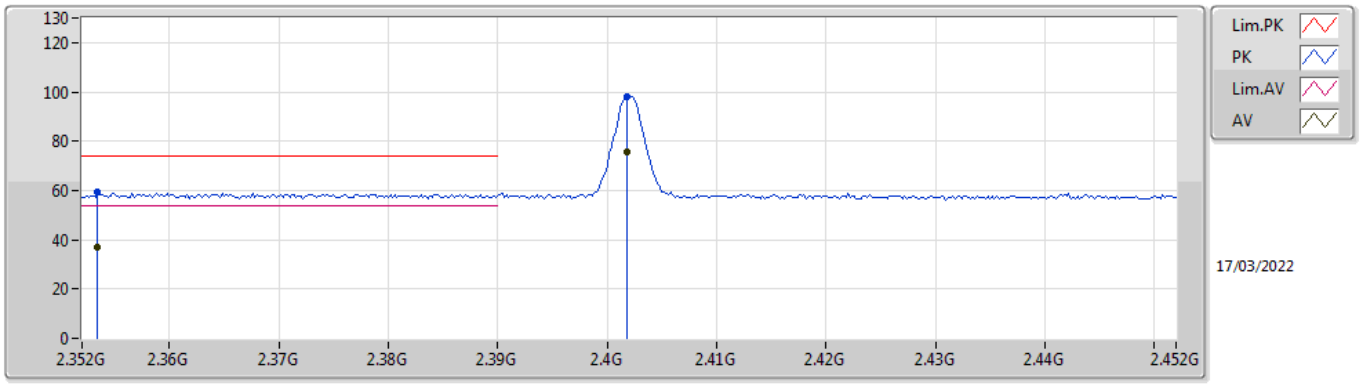

Type	Freq	Level	Limit	Margin	Factor	Dist	Condition	Azimuth	Height	Comment	Raw	AF	CL	PA
	(Hz)	(dBuV/m)	(dBuV/m)	(dB)	(dB)	(m)		(°)	(m)		(dBuV)	(dB)	(dB)	(dB)
AV	2.3534G	36.71	54.00	-17.29	35.03	3	Horizontal	116	1.00	-	1.68	27.79	7.24	-
AV	2.4018G	75.65	Inf	-Inf	34.95	3	Horizontal	116	1.00	-	40.70	27.69	7.26	-
PK	2.3534G	59.21	74.00	-14.79	35.03	3	Horizontal	116	1.00	-	24.18	27.79	7.24	-
PK	2.4018G	98.15	Inf	-Inf	34.95	3	Horizontal	116	1.00	-	63.20	27.69	7.26	-

BT-EDR(3Mbps)

2402MHz_TX

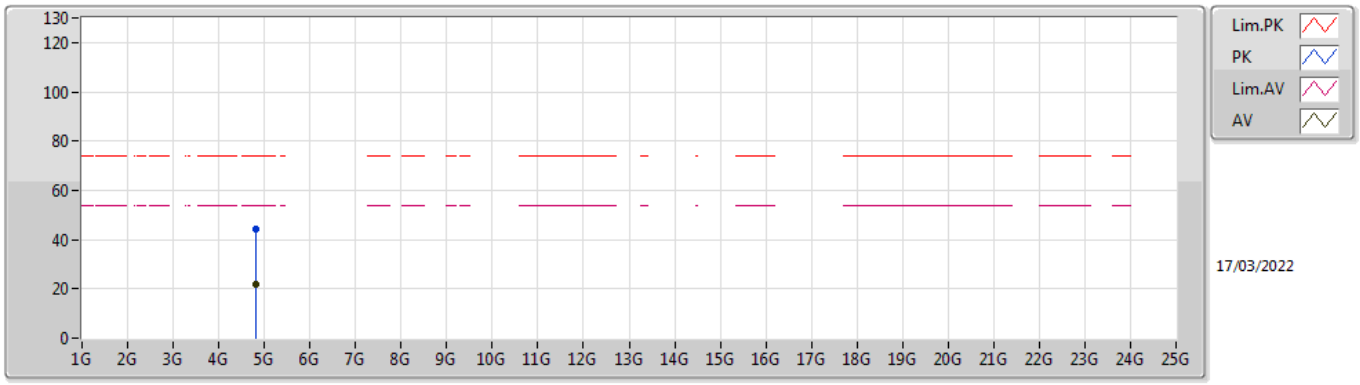

Type	Freq	Level	Limit	Margin	Factor	Dist	Condition	Azimuth	Height	Comment	Raw	AF	CL	PA
	(Hz)	(dBuV/m)	(dBuV/m)	(dB)	(dB)	(m)		(°)	(m)		(dBuV)	(dB)	(dB)	(dB)
AV	4.80434G	21.83	54.00	-32.17	5.82	3	Vertical	109	1.11	-	16.01	31.11	8.90	34.19
PK	4.80434G	44.33	74.00	-29.67	5.82	3	Vertical	109	1.11	-	38.51	31.11	8.90	34.19

BT-EDR(3Mbps)

2402MHz_TX

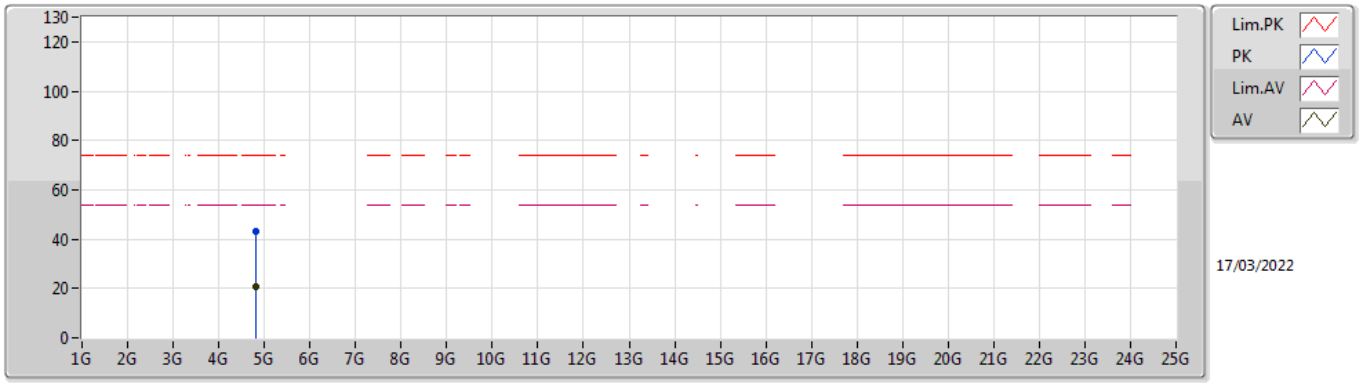

Type	Freq	Level	Limit	Margin	Factor	Dist	Condition	Azimuth	Height	Comment	Raw	AF	CL	PA
	(Hz)	(dBuV/m)	(dBuV/m)	(dB)	(dB)	(m)		(°)	(m)		(dBuV)	(dB)	(dB)	(dB)
AV	4.80435G	20.80	54.00	-33.20	5.82	3	Horizontal	135	1.22	-	14.98	31.11	8.90	34.19
PK	4.80435G	43.30	74.00	-30.70	5.82	3	Horizontal	135	1.22	-	37.48	31.11	8.90	34.19

BT-EDR(3Mbps)

2440MHz_TX

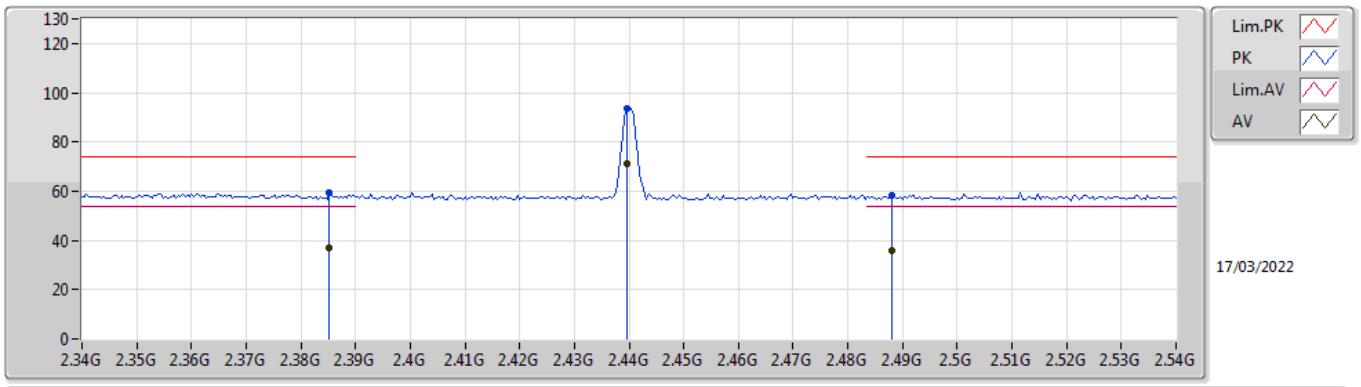

Type	Freq	Level	Limit	Margin	Factor	Dist	Condition	Azimuth	Height	Comment	Raw	AF	CL	PA
	(Hz)	(dBuV/m)	(dBuV/m)	(dB)	(dB)	(m)		(°)	(m)		(dBuV)	(dB)	(dB)	(dB)
AV	2.3852G	36.73	54.00	-17.27	34.98	3	Vertical	148	1.05	-	1.75	27.73	7.25	-
AV	2.4396G	71.15	Inf	-Inf	34.75	3	Vertical	148	1.05	-	36.40	27.46	7.29	-
AV	2.488G	35.62	54.00	-18.38	34.73	3	Vertical	148	1.05	-	0.89	27.40	7.33	-
PK	2.3852G	59.23	74.00	-14.77	34.98	3	Vertical	148	1.05	-	24.25	27.73	7.25	-
PK	2.4396G	93.65	Inf	-Inf	34.75	3	Vertical	148	1.05	-	58.90	27.46	7.29	-
PK	2.488G	58.12	74.00	-15.88	34.73	3	Vertical	148	1.05	-	23.39	27.40	7.33	-

BT-EDR(3Mbps)

2440MHz_TX

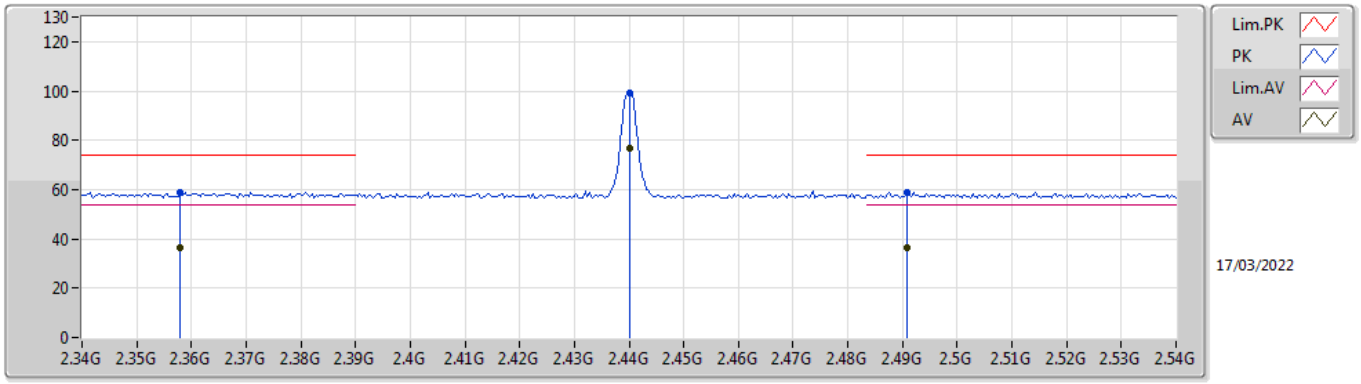

Type	Freq	Level	Limit	Margin	Factor	Dist	Condition	Azimuth	Height	Comment	Raw	AF	CL	PA
	(Hz)	(dBuV/m)	(dBuV/m)	(dB)	(dB)	(m)		(°)	(m)		(dBuV)	(dB)	(dB)	(dB)
AV	2.358G	36.15	54.00	-17.85	35.02	3	Horizontal	118	1.16	-	1.13	27.78	7.24	-
AV	2.44G	76.90	Inf	-Inf	34.75	3	Horizontal	118	1.16	-	42.15	27.46	7.29	-
AV	2.4908G	36.59	54.00	-17.41	34.73	3	Horizontal	118	1.16	-	1.86	27.40	7.33	-
PK	2.358G	58.65	74.00	-15.35	35.02	3	Horizontal	118	1.16	-	23.63	27.78	7.24	-
PK	2.44G	99.40	Inf	-Inf	34.75	3	Horizontal	118	1.16	-	64.65	27.46	7.29	-
PK	2.4908G	59.09	74.00	-14.91	34.73	3	Horizontal	118	1.16	-	24.36	27.40	7.33	-

BT-EDR(3Mbps)

2440MHz_TX

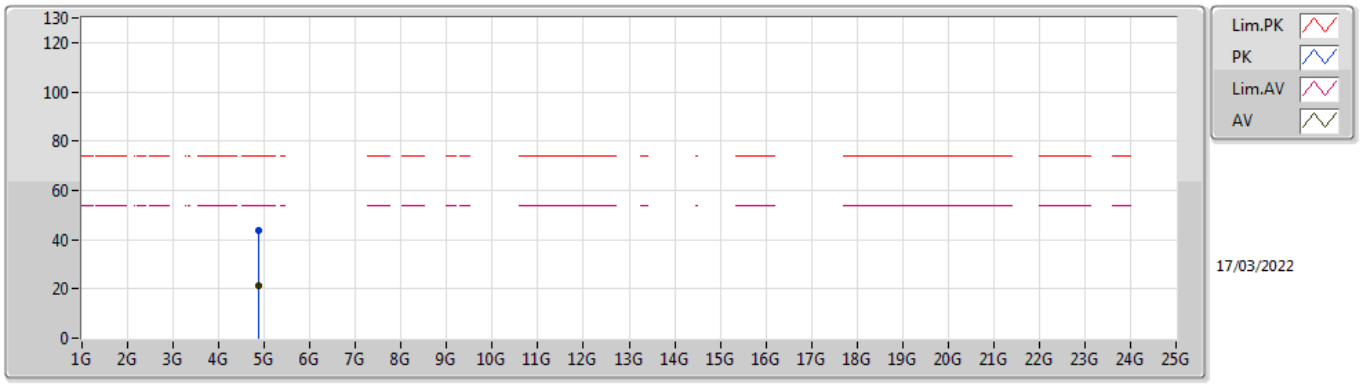

Type	Freq	Level	Limit	Margin	Factor	Dist	Condition	Azimuth	Height	Comment	Raw	AF	CL	PA
	(Hz)	(dBuV/m)	(dBuV/m)	(dB)	(dB)	(m)		(°)	(m)		(dBuV)	(dB)	(dB)	(dB)
AV	4.87982G	21.15	54.00	-32.85	6.00	3	Vertical	104	1.00	-	15.15	31.20	8.96	34.16
PK	4.87982G	43.65	74.00	-30.35	6.00	3	Vertical	104	1.00	-	37.65	31.20	8.96	34.16

BT-EDR(3Mbps)

2440MHz_TX

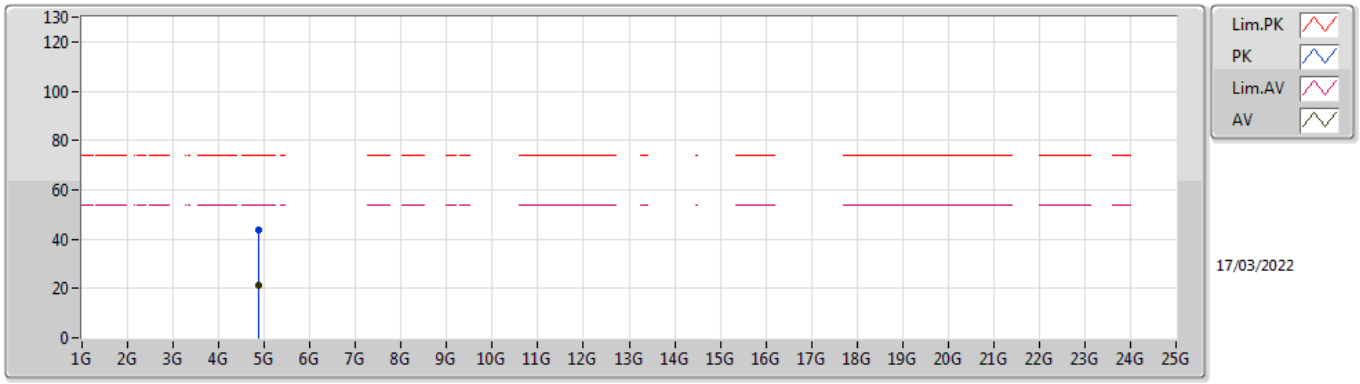

Type	Freq	Level	Limit	Margin	Factor	Dist	Condition	Azimuth	Height	Comment	Raw	AF	CL	PA
	(Hz)	(dBuV/m)	(dBuV/m)	(dB)	(dB)	(m)		(°)	(m)		(dBuV)	(dB)	(dB)	(dB)
AV	4.87828G	21.30	54.00	-32.70	6.00	3	Horizontal	250	2.99	-	15.30	31.20	8.96	34.16
PK	4.87828G	43.80	74.00	-30.20	6.00	3	Horizontal	250	2.99	-	37.80	31.20	8.96	34.16

BT-EDR(3Mbps)

2480MHz_TX

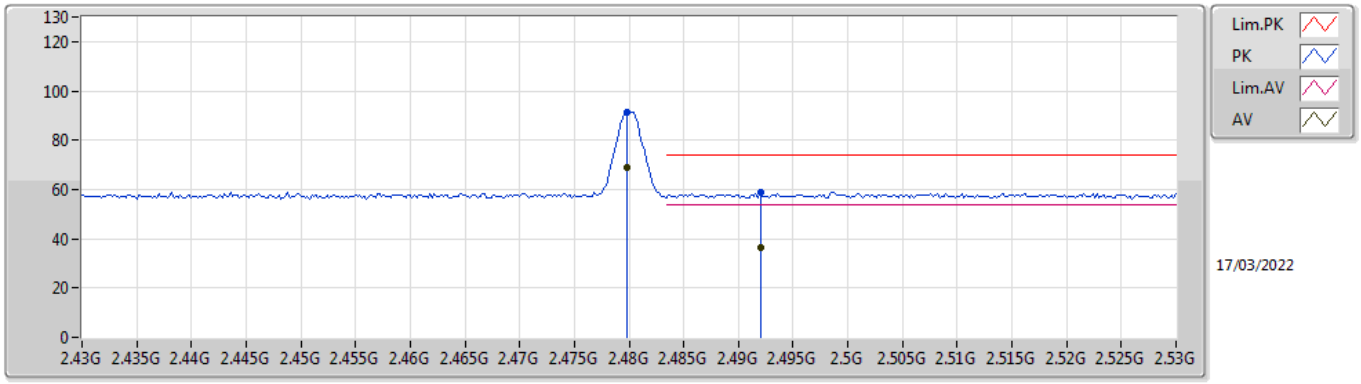

Type	Freq	Level	Limit	Margin	Factor	Dist	Condition	Azimuth	Height	Comment	Raw	AF	CL	PA
	(Hz)	(dBuV/m)	(dBuV/m)	(dB)	(dB)	(m)		(°)	(m)		(dBuV)	(dB)	(dB)	(dB)
AV	2.4798G	68.76	Inf	-Inf	34.72	3	Vertical	283	3.00	-	34.04	27.40	7.32	-
AV	2.492G	36.58	54.00	-17.42	34.73	3	Vertical	283	3.00	-	1.85	27.40	7.33	-
PK	2.4798G	91.26	Inf	-Inf	34.72	3	Vertical	283	3.00	-	56.54	27.40	7.32	-
PK	2.492G	59.08	74.00	-14.92	34.73	3	Vertical	283	3.00	-	24.35	27.40	7.33	-

BT-EDR(3Mbps)

2480MHz_TX

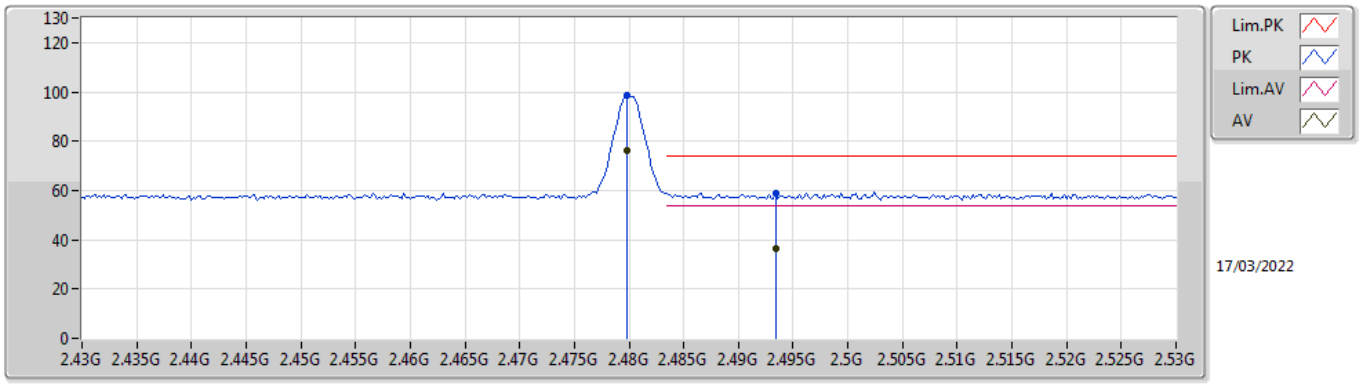

Type	Freq	Level	Limit	Margin	Factor	Dist	Condition	Azimuth	Height	Comment	Raw	AF	CL	PA
	(Hz)	(dBuV/m)	(dBuV/m)	(dB)	(dB)	(m)		(°)	(m)		(dBuV)	(dB)	(dB)	(dB)
AV	2.4798G	76.01	Inf	-Inf	34.72	3	Horizontal	120	1.35	-	41.29	27.40	7.32	-
AV	2.4934G	36.45	54.00	-17.55	34.73	3	Horizontal	120	1.35	-	1.72	27.40	7.33	-
PK	2.4798G	98.51	Inf	-Inf	34.72	3	Horizontal	120	1.35	-	63.79	27.40	7.32	-
PK	2.4934G	58.95	74.00	-15.05	34.73	3	Horizontal	120	1.35	-	24.22	27.40	7.33	-

BT-EDR(3Mbps)

2480MHz_TX

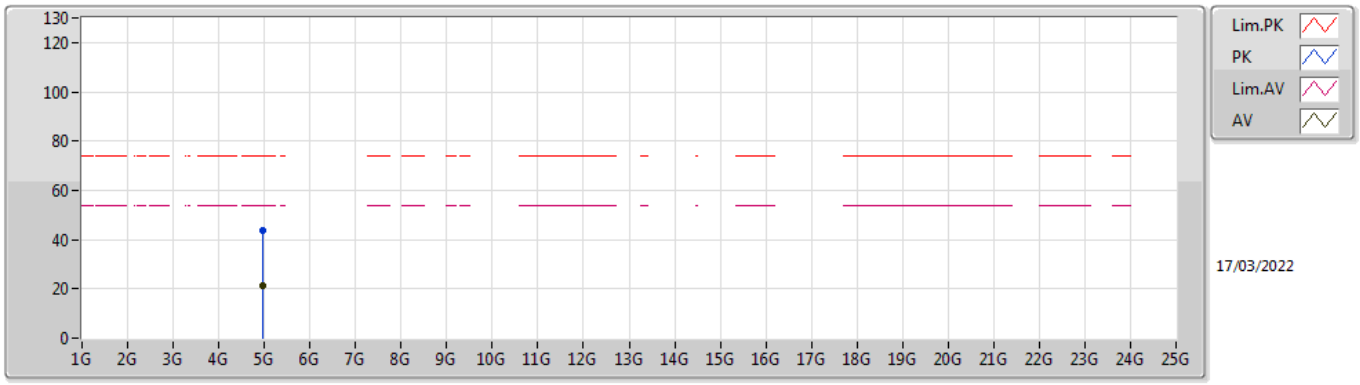

Type	Freq	Level	Limit	Margin	Factor	Dist	Condition	Azimuth	Height	Comment	Raw	AF	CL	PA
	(Hz)	(dBuV/m)	(dBuV/m)	(dB)	(dB)	(m)		(°)	(m)		(dBuV)	(dB)	(dB)	(dB)
AV	4.96199G	21.45	54.00	-32.55	6.32	3	Vertical	117	2.39	-	15.13	31.42	9.02	34.12
PK	4.96199G	43.95	74.00	-30.05	6.32	3	Vertical	117	2.39	-	37.63	31.42	9.02	34.12

BT-EDR(3Mbps)

2480MHz_TX

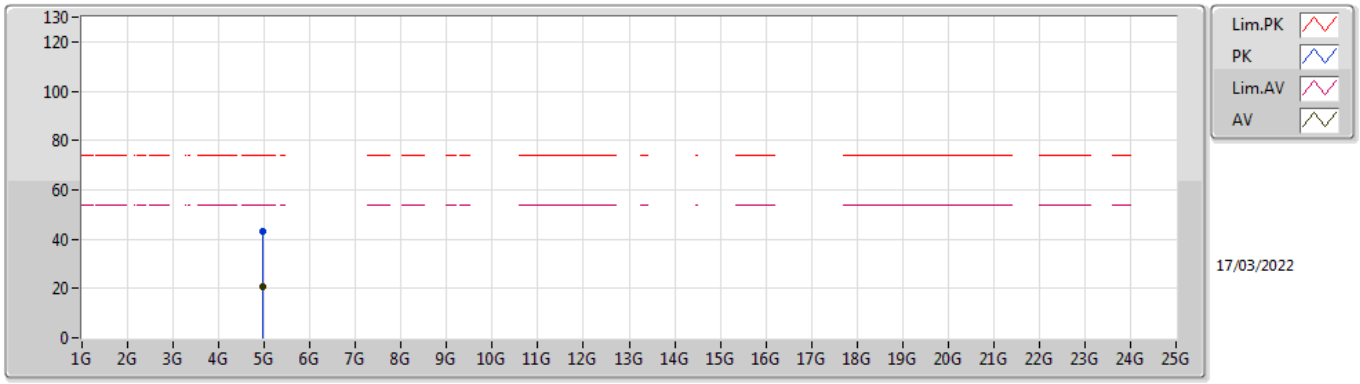

Type	Freq	Level	Limit	Margin	Factor	Dist	Condition	Azimuth	Height	Comment	Raw	AF	CL	PA
	(Hz)	(dBuV/m)	(dBuV/m)	(dB)	(dB)	(m)		(°)	(m)		(dBuV)	(dB)	(dB)	(dB)
AV	4.9575G	20.72	54.00	-33.28	6.31	3	Horizontal	140	1.50	-	14.41	31.41	9.02	34.12
PK	4.9575G	43.22	74.00	-30.78	6.31	3	Horizontal	140	1.50	-	36.91	31.41	9.02	34.12