Appendix for 15.407

1. Duty Cycle

1.1 Test Result

Test Mode	Channel Frequency (MHz)	TX Type	ANT No.	T_on (ms)	Period (ms)	Duty Cycle (%)	Duty Cycle Correction Factor (dB)
802.11a	5180	SISO	1	1.365	1.464	93.24	0.30
	5200	SISO	1	1.365	1.464	93.24	0.30
	5240	SISO	1	1.364	1.464	93.17	0.31
802.11n(HT20)	5180	SISO	1	0.164	0.264	62.12	2.07
	5200	SISO	1	0.164	0.265	61.89	2.08
	5240	SISO	1	0.164	0.264	62.12	2.07
802.11n(HT40)	5190	SISO	1	0.104	0.200	52.00	2.84
	5230	SISO	1	0.104	0.201	51.74	2.86
802.11ac(VHT20)	5180	SISO	1	0.172	0.272	63.24	1.99
	5200	SISO	1	0.172	0.272	63.24	1.99
	5240	SISO	1	0.172	0.272	63.24	1.99
802.11ac(VHT40)	5190	SISO	1	0.107	0.204	52.45	2.80
	5230	SISO	1	0.618	0.656	94.21	0.26

1.2 Test Graph

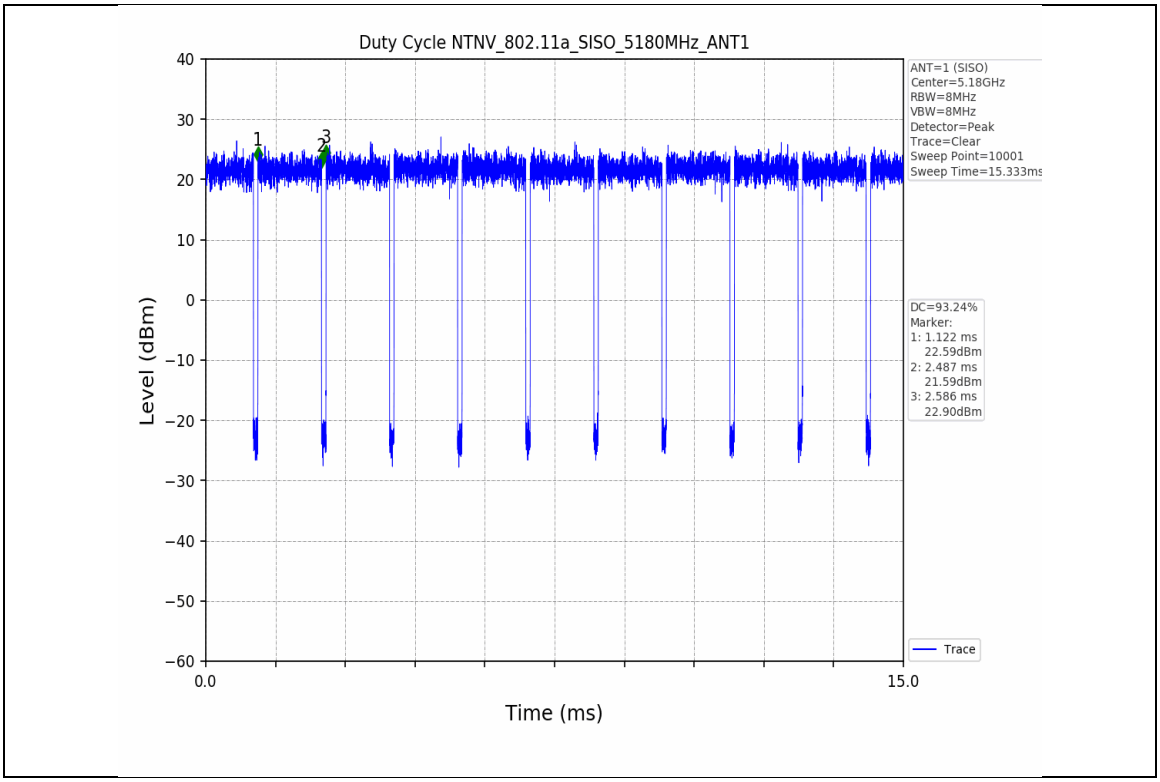

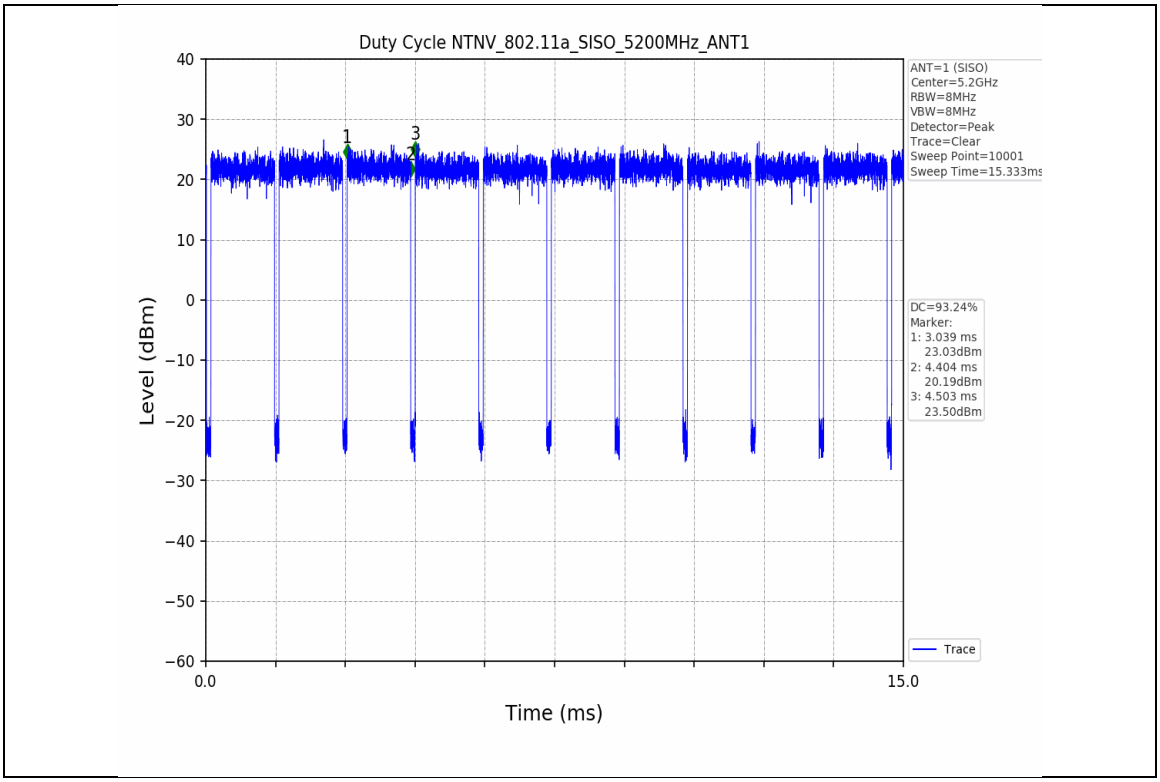

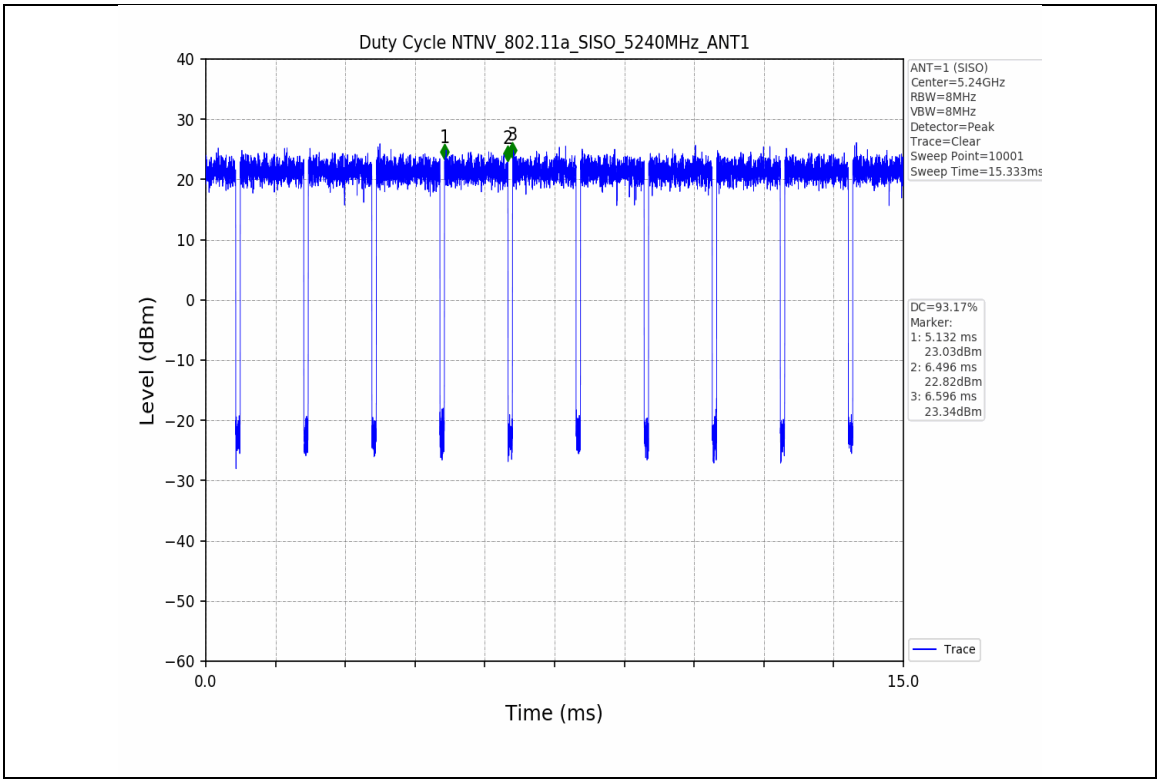
Duty Cycle NTNV_802.11a_SISO_5240MHz_ANT1
ANT=1 (SISO)
Center=5.24GHz
RBW=8MHz
VBW=8MHz
Detector=Peak
Trace=Clear
Sweep Point=10001
Sweep Time=15.333ms
DC=93.17%
Marker:
1: 5.132 ms
23.03dBm
2: 6.496 ms
22.82dBm
3: 6.596 ms
23.34dBm
Trace
Level (dBm)
Time (ms)
0.0
15.0

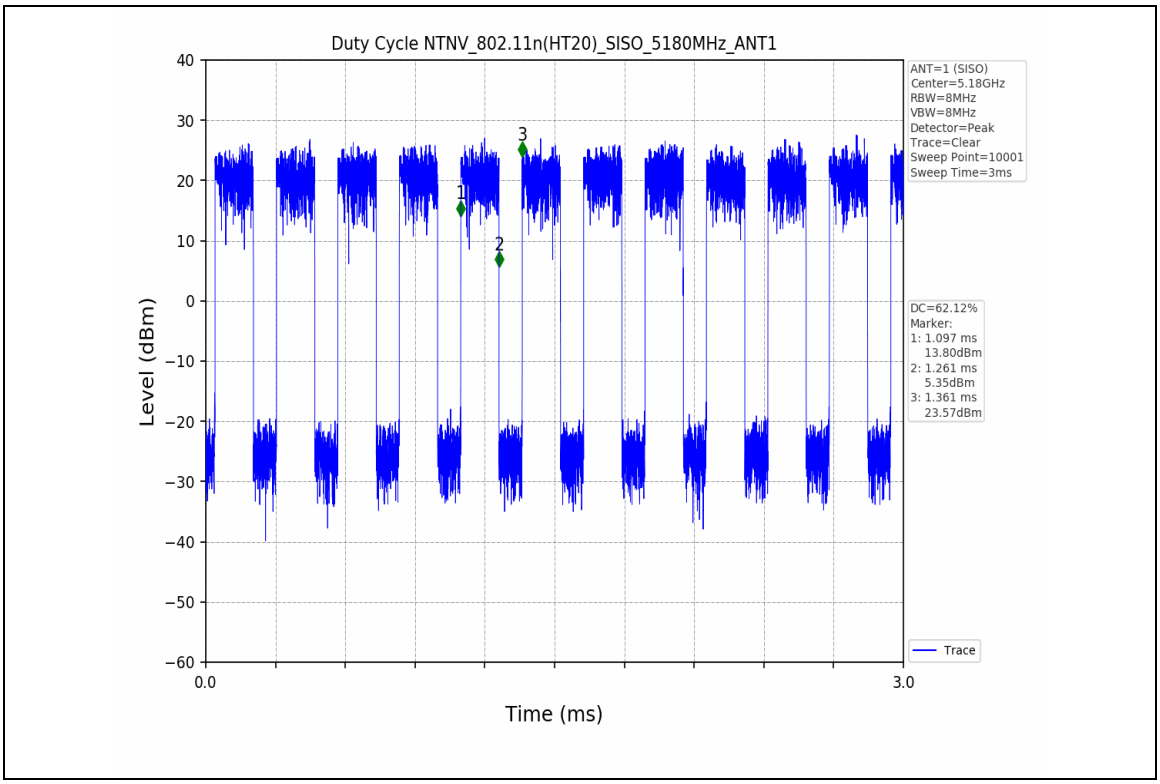
Duty Cycle NTNV_802.11n(HT20)_SISO_5180MHz_ANT1
ANT=1 (SISO)
Center=5.18GHz
RBW=8MHz
VBW=8MHz
Detector=Peak
Trace=Clear
Sweep Point=10001
Sweep Time=3ms
DC=62.12%
Marker:
1: 1.097 ms
13.80dBm
2: 1.261 ms
5.35dBm
3: 1.361 ms
23.57dBm
Trace
Level (dBm)
Time (ms)
0.0
3.0

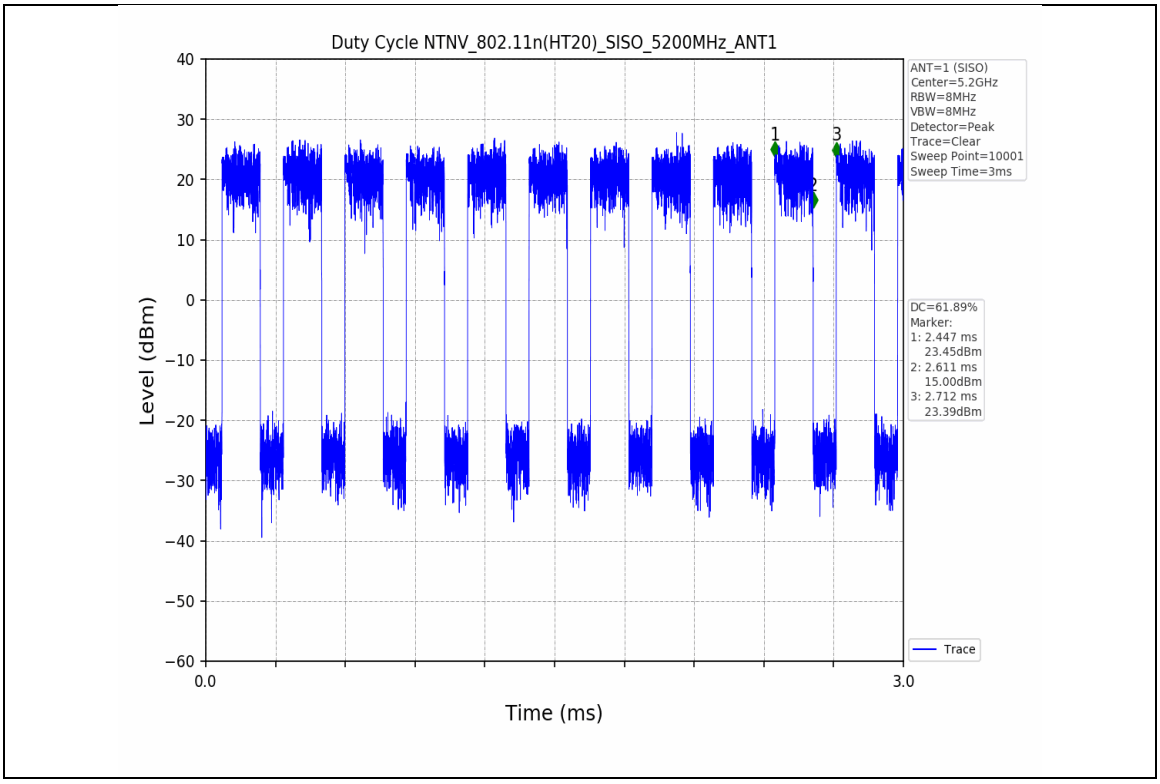
Duty Cycle NTNV_802.11n(HT20)_SISO_5200MHz_ANT1
ANT=1 (SISO)
Center=5.2GHz
RBW=8MHz
VBW=8MHz
Detector=Peak
Trace=Clear
Sweep Point=10001
Sweep Time=3ms
DC=61.89%
Marker:
1: 2.447 ms
23.45dBm
2: 2.611 ms
15.00dBm
3: 2.712 ms
23.39dBm
Trace
Level (dBm)
Time (ms)
0.0
3.0

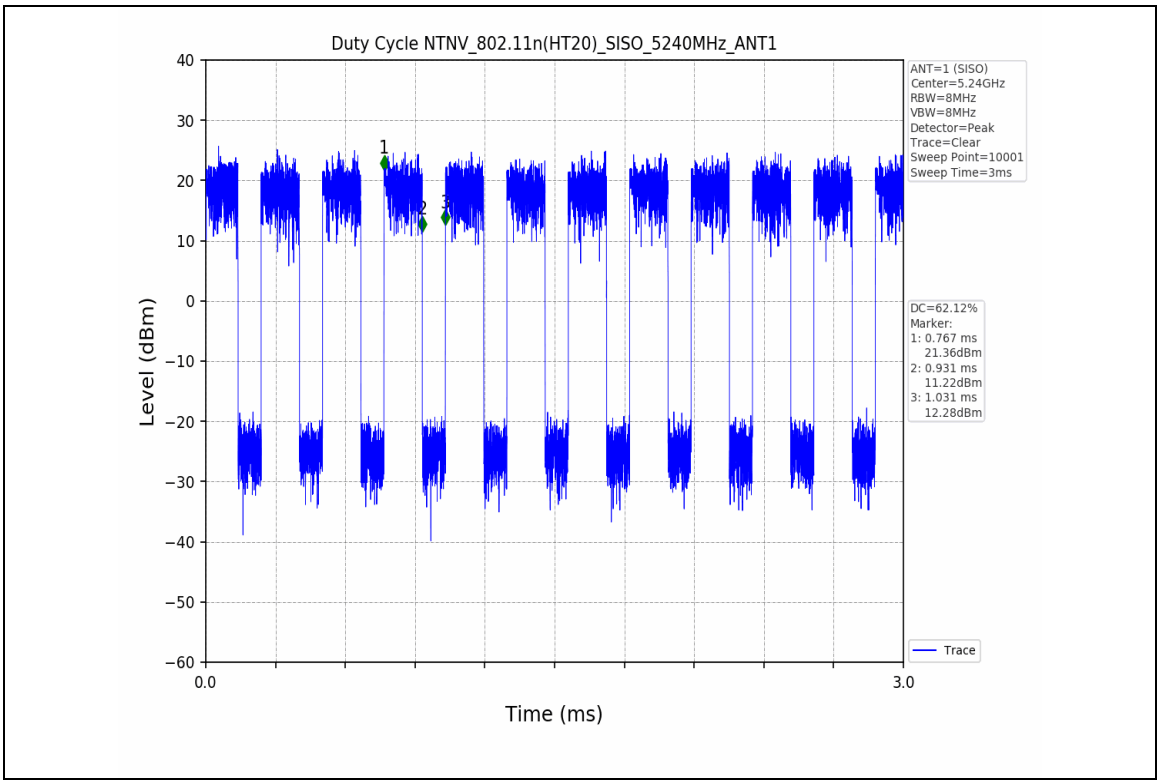
Duty Cycle NTNV_802.11n(HT20)_SISO_5240MHz_ANT1
ANT=1 (SISO)
Center=5.24GHz
RBW=8MHz
VBW=8MHz
Detector=Peak
Trace=Clear
Sweep Point=10001
Sweep Time=3ms
DC=62.12%
Marker:
1: 0.767 ms
21.36dBm
2: 0.931 ms
11.22dBm
3: 1.031 ms
12.28dBm
Trace
Level (dBm)
Time (ms)
0.0
3.0

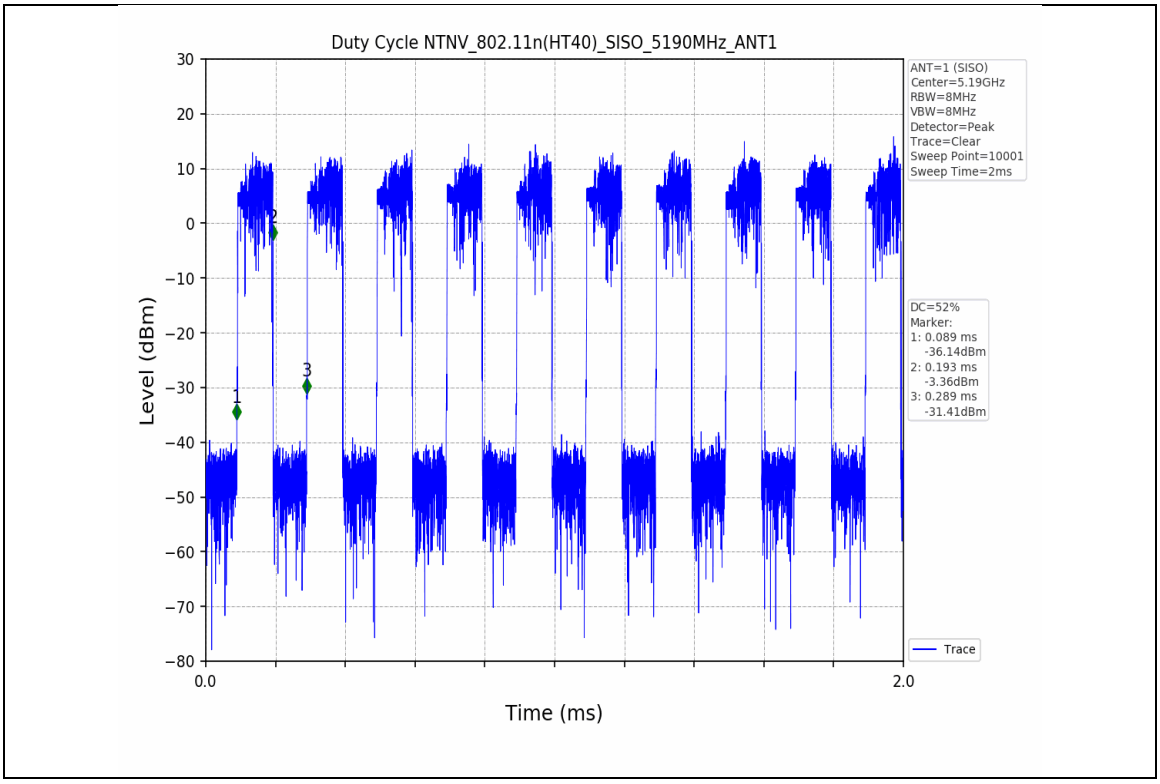
Duty Cycle NTNV_802.11n(HT40)_SISO_5190MHz_ANT1
ANT=1 (SISO)
Center=5.19GHz
RBW=8MHz
VBW=8MHz
Detector=Peak
Trace=Clear
Sweep Point=10001
Sweep Time=2ms
DC=52%
Marker:
1: 0.089 ms
-36.14dBm
2: 0.193 ms
-3.36dBm
3: 0.289 ms
-31.41dBm
Trace
Level (dBm)
Time (ms)
30
20
10
0
−10
−20
−30
−40
−50
−60
−70
−80
0.0
2.0

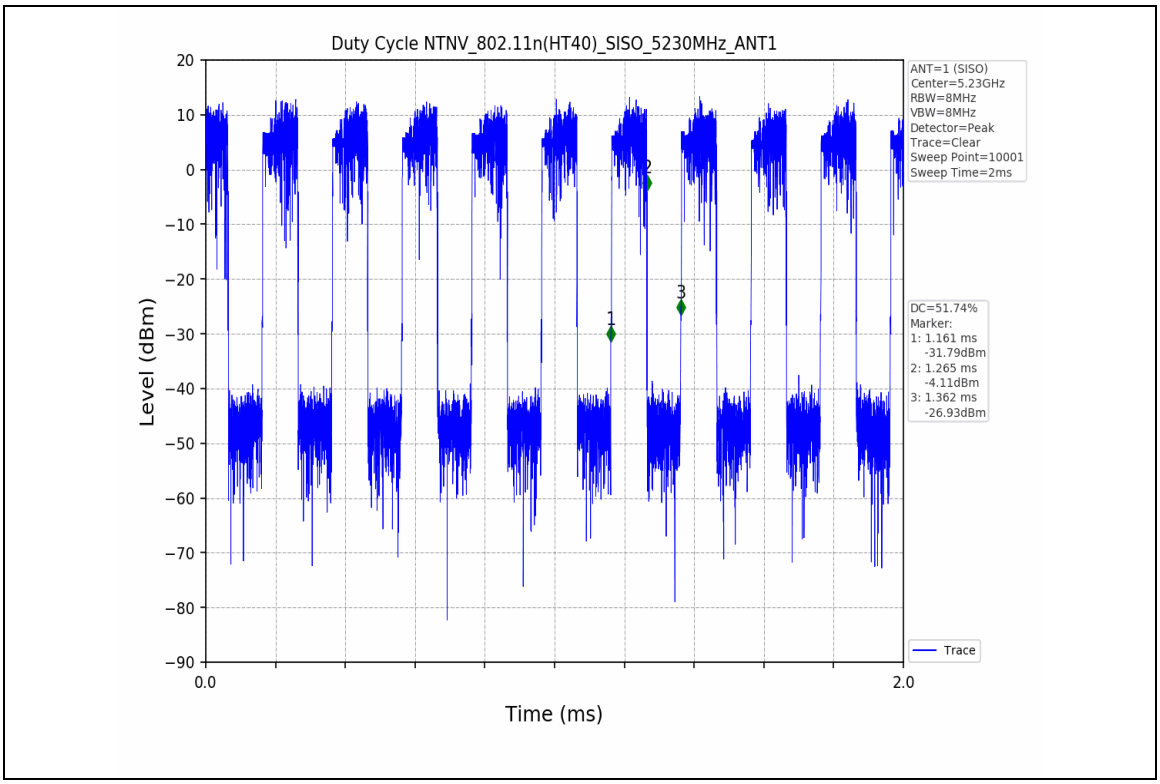
Duty Cycle NTNV_802.11n(HT40)_SISO_5230MHz_ANT1
ANT=1 (SISO)
Center=5.23GHz
RBW=8MHz
VBW=8MHz
Detector=Peak
Trace=Clear
Sweep Point=10001
Sweep Time=2ms
DC=51.74%
Marker:
1: 1.161 ms
-31.79dBm
2: 1.265 ms
-4.11dBm
3: 1.362 ms
-26.93dBm
Trace
Level (dBm)
Time (ms)
20
10
0
−10
−20
−30
−40
−50
−60
−70
−80
−90
0.0
2.0

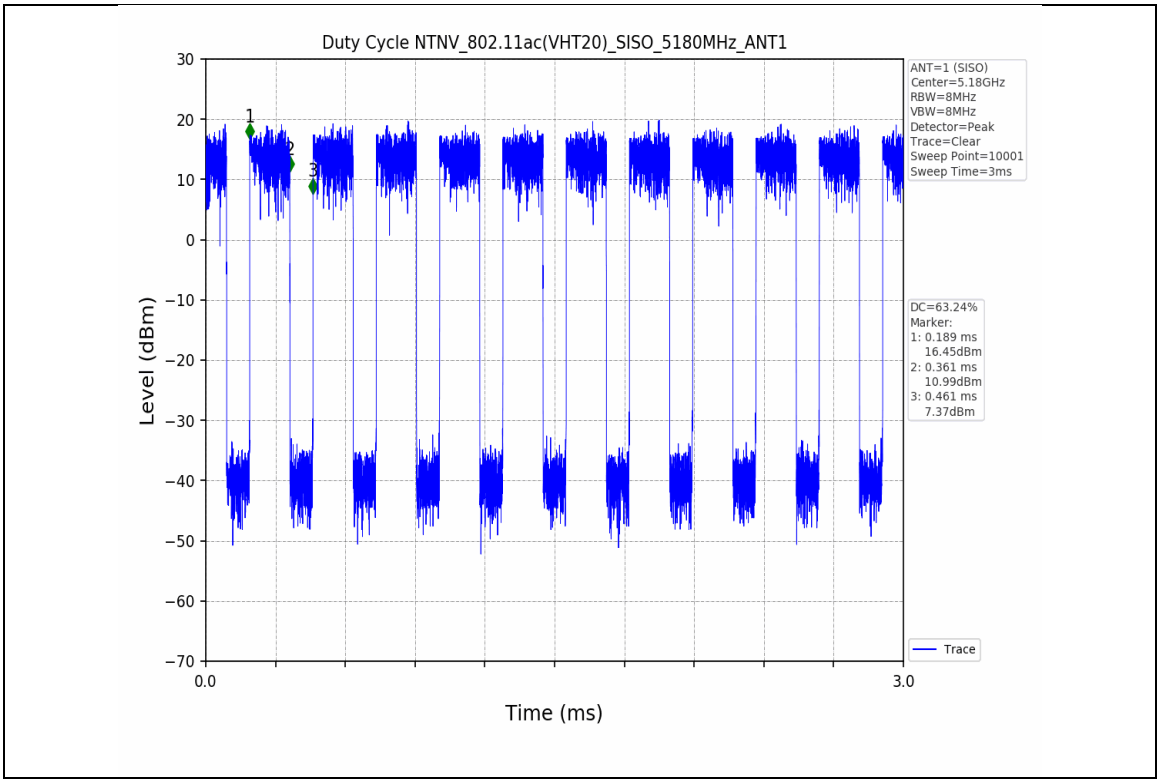
Duty Cycle NTNV_802.11ac(VHT20)_SISO_5180MHz_ANT1
ANT=1 (SISO)
Center=5.18GHz
RBW=8MHz
VBW=8MHz
Detector=Peak
Trace=Clear
Sweep Point=10001
Sweep Time=3ms
DC=63.24%
Marker:
1: 0.189 ms
16.45dBm
2: 0.361 ms
10.99dBm
3: 0.461 ms
7.37dBm
Trace
Level (dBm)
Time (ms)
30
20
10
0
−10
−20
−30
−40
−50
−60
−70
0.0
3.0

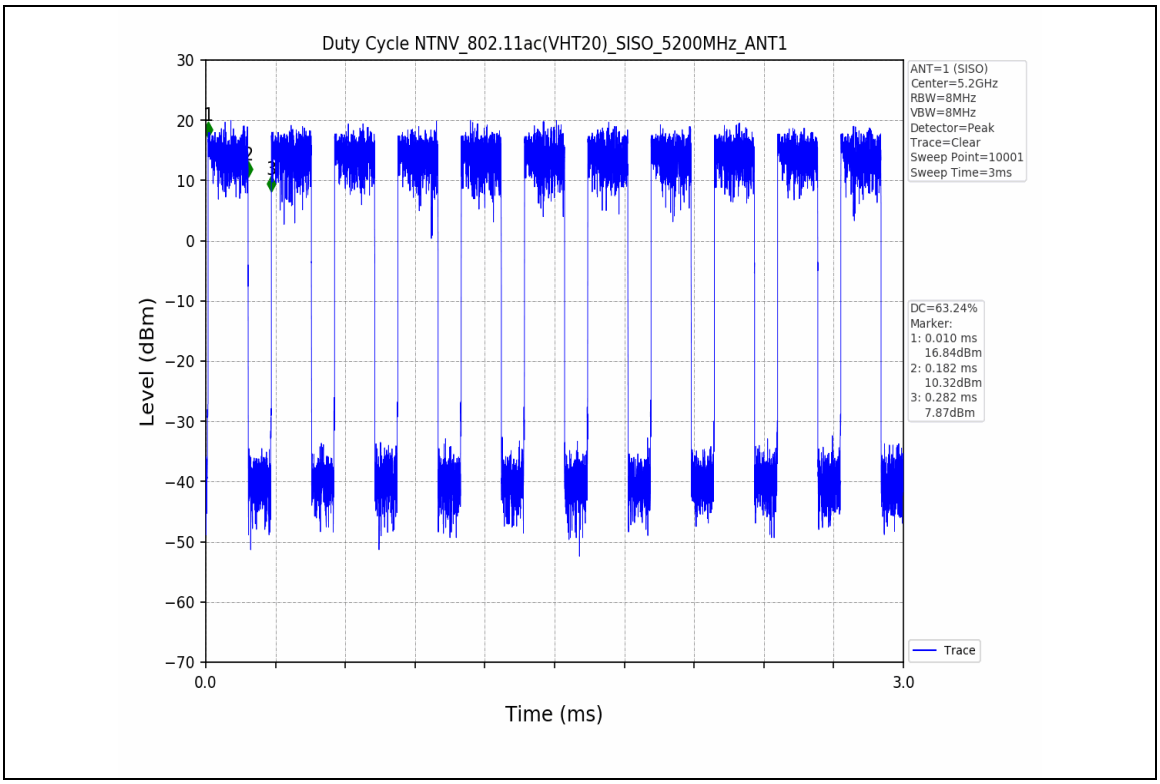
Duty Cycle NTNV_802.11ac(VHT20)_SISO_5200MHz_ANT1
ANT=1 (SISO)
Center=5.2GHz
RBW=8MHz
VBW=8MHz
Detector=Peak
Trace=Clear
Sweep Point=10001
Sweep Time=3ms
DC=63.24%
Marker:
1: 0.010 ms
16.84dBm
2: 0.182 ms
10.32dBm
3: 0.282 ms
7.87dBm
Trace
Level (dBm)
Time (ms)
30
20
10
0
−10
−20
−30
−40
−50
−60
−70
0.0
3.0

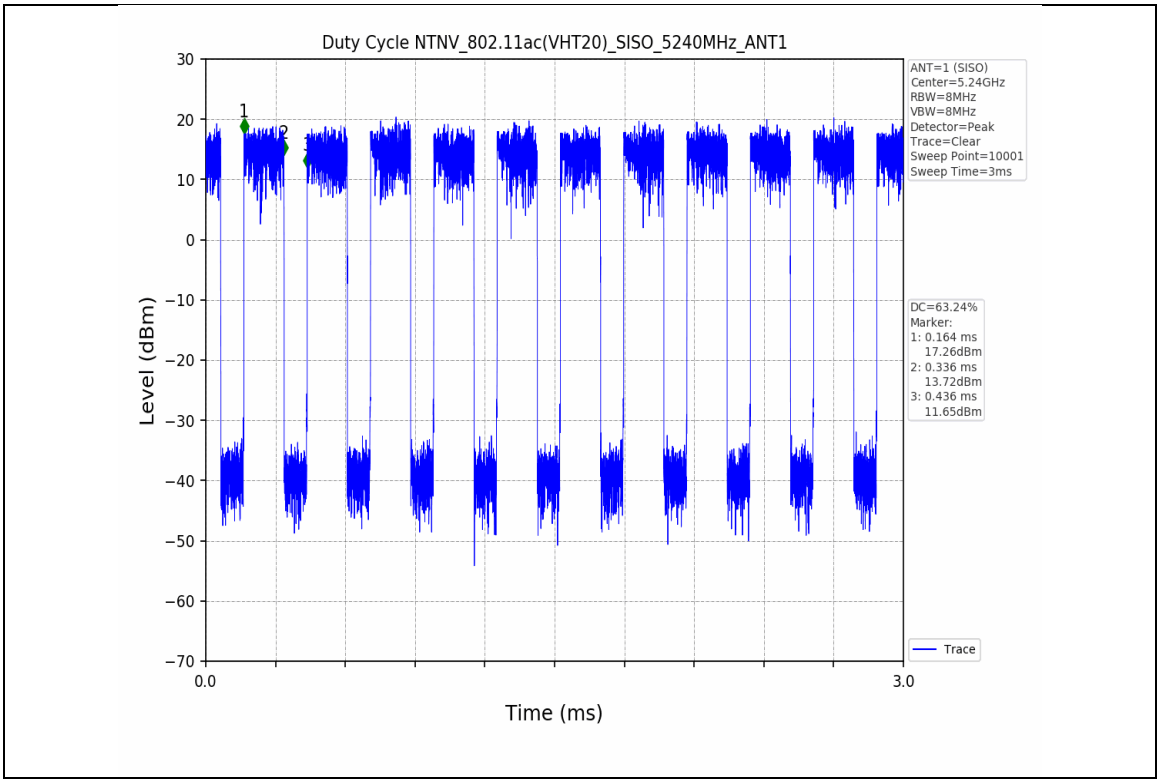
Duty Cycle NTNV_802.11ac(VHT20)_SISO_5240MHz_ANT1
ANT=1 (SISO)
Center=5.24GHz
RBW=8MHz
VBW=8MHz
Detector=Peak
Trace=Clear
Sweep Point=10001
Sweep Time=3ms
DC=63.24%
Marker:
1: 0.164 ms
17.26dBm
2: 0.336 ms
13.72dBm
3: 0.436 ms
11.65dBm
Trace
Level (dBm)
Time (ms)
0.0
3.0

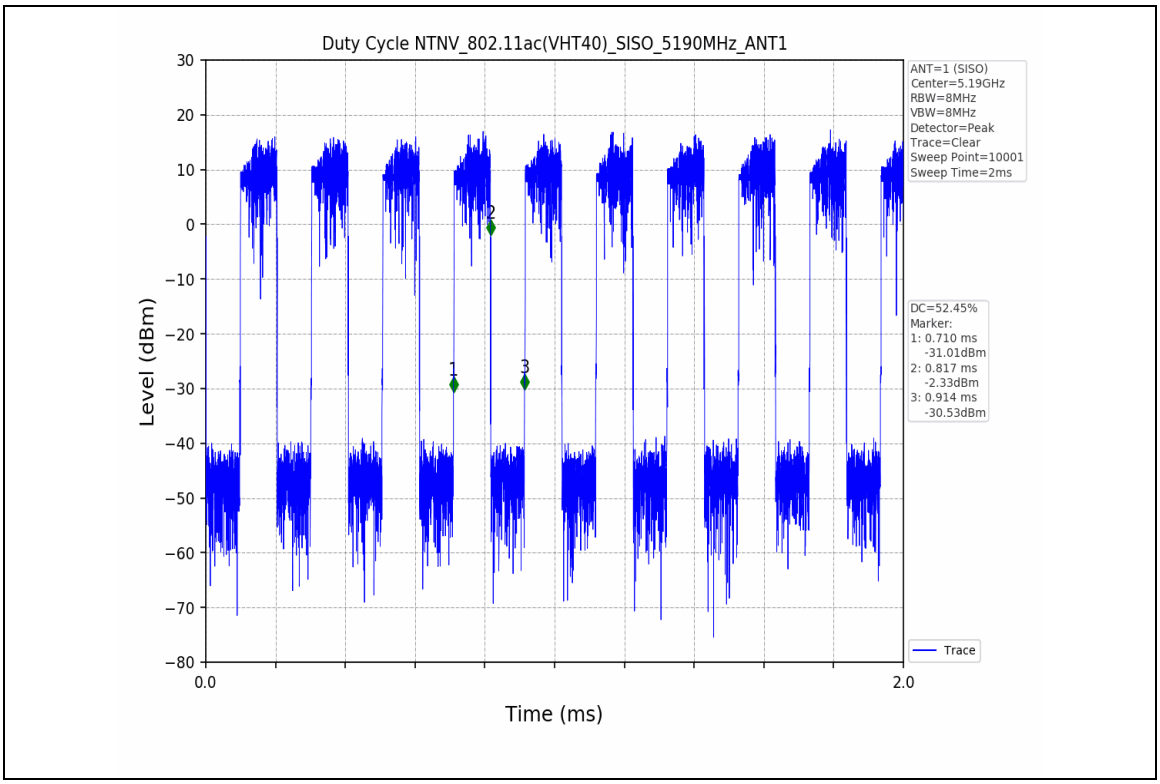
Duty Cycle NTNV_802.11ac(VHT40)_SISO_5190MHz_ANT1
ANT=1 (SISO)
Center=5.19GHz
RBW=8MHz
VBW=8MHz
Detector=Peak
Trace=Clear
Sweep Point=10001
Sweep Time=2ms
DC=52.45%
Marker:
1: 0.710 ms
-31.01dBm
2: 0.817 ms
-2.33dBm
3: 0.914 ms
-30.53dBm
Trace
Level (dBm)
Time (ms)
0.0
2.0

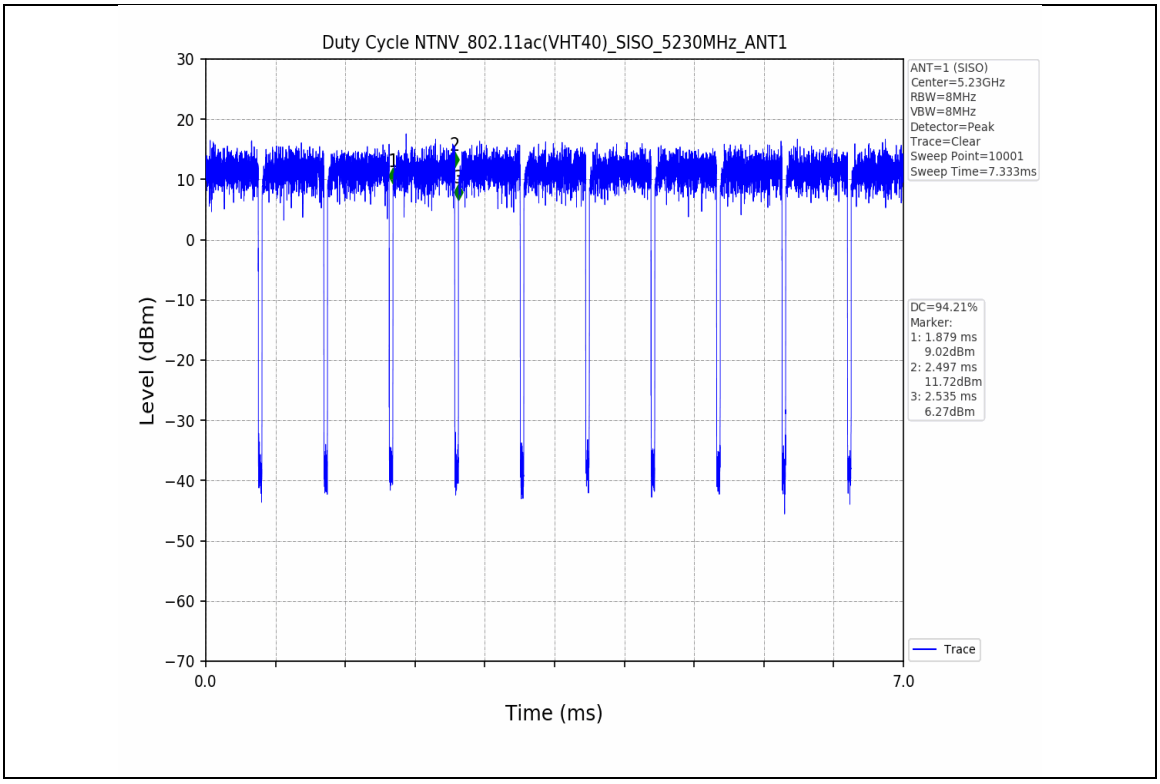
Duty Cycle NTNV_802.11ac(VHT40)_SISO_5230MHz_ANT1
ANT=1 (SISO)
Center=5.23GHz
RBW=8MHz
VBW=8MHz
Detector=Peak
Trace=Clear
Sweep Point=10001
Sweep Time=7.333ms
DC=94.21%
Marker:
1: 1.879 ms
9.02dBm
2: 2.497 ms
11.72dBm
3: 2.535 ms
6.27dBm
Trace
Level (dBm)
Time (ms)
30
20
10
0
−10
−20
−30
−40
−50
−60
−70
0.0
7.0

2. Bandwidth

2.1 Test Result

Test Mode	Frequency (MHz)	TX Type	ANT No.	Emission Bandwidth		Verdict
				Test Result (MHz)	Limits (MHz)	
802.11a	5180	SISO	1	21.336	Only for Report Use	PASS
	5200	SISO	1	21.362	Only for Report Use	PASS
	5240	SISO	1	21.337	Only for Report Use	PASS
802.11n(HT20)	5180	SISO	1	20.990	Only for Report Use	PASS
	5200	SISO	1	21.347	Only for Report Use	PASS
	5240	SISO	1	21.334	Only for Report Use	PASS
802.11n(HT40)	5190	SISO	1	39.782	Only for Report Use	PASS
	5230	SISO	1	39.660	Only for Report Use	PASS
802.11ac(VHT20)	5180	SISO	1	26.258	Only for Report Use	PASS
	5200	SISO	1	26.260	Only for Report Use	PASS
	5240	SISO	1	27.344	Only for Report Use	PASS
802.11ac(VHT40)	5190	SISO	1	69.132	Only for Report Use	PASS
	5230	SISO	1	89.395	Only for Report Use	PASS

Test Mode	Frequency (MHz)	TX Type	ANT No.	99% Occupied Bandwidth	
				Test Result (MHz)	
802.11a	5180	SISO	1	17.082	Only for Report Use
	5200	SISO	1	17.156	Only for Report Use
	5240	SISO	1	17.170	Only for Report Use
802.11n(HT20)	5180	SISO	1	18.013	Only for Report Use
	5200	SISO	1	17.976	Only for Report Use
	5240	SISO	1	17.985	Only for Report Use
802.11n(HT40)	5190	SISO	1	36.781	Only for Report Use
	5230	SISO	1	36.747	Only for Report Use
802.11ac(VHT20)	5180	SISO	1	18.211	Only for Report Use
	5200	SISO	1	18.250	Only for Report Use
	5240	SISO	1	18.295	Only for Report Use
802.11ac(VHT40)	5190	SISO	1	43.433	Only for Report Use
	5230	SISO	1	37.713	Only for Report Use

2.2 Test Graph - Emission Bandwidth

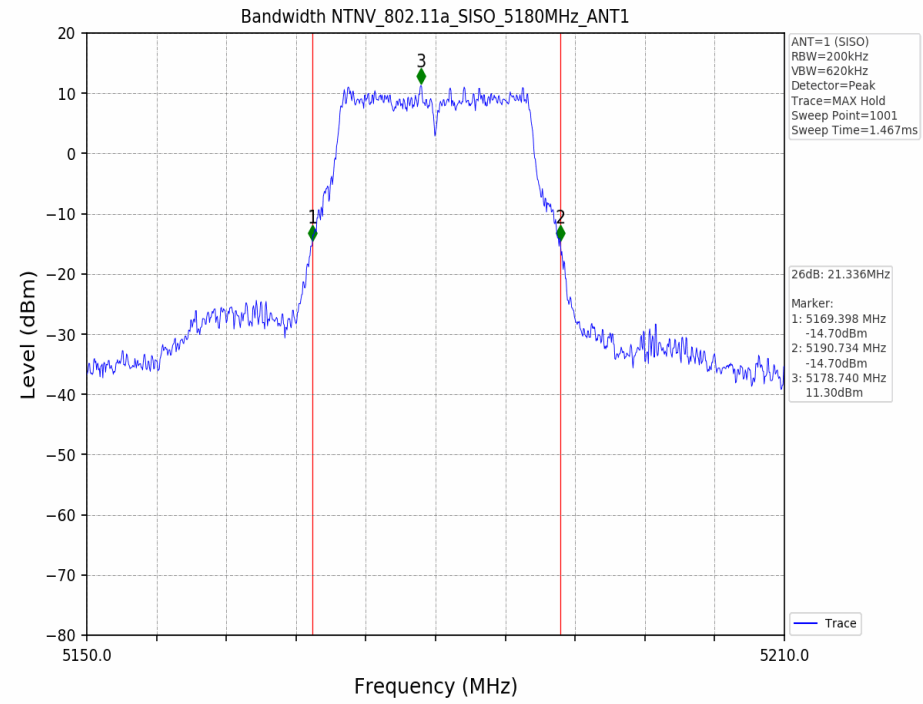

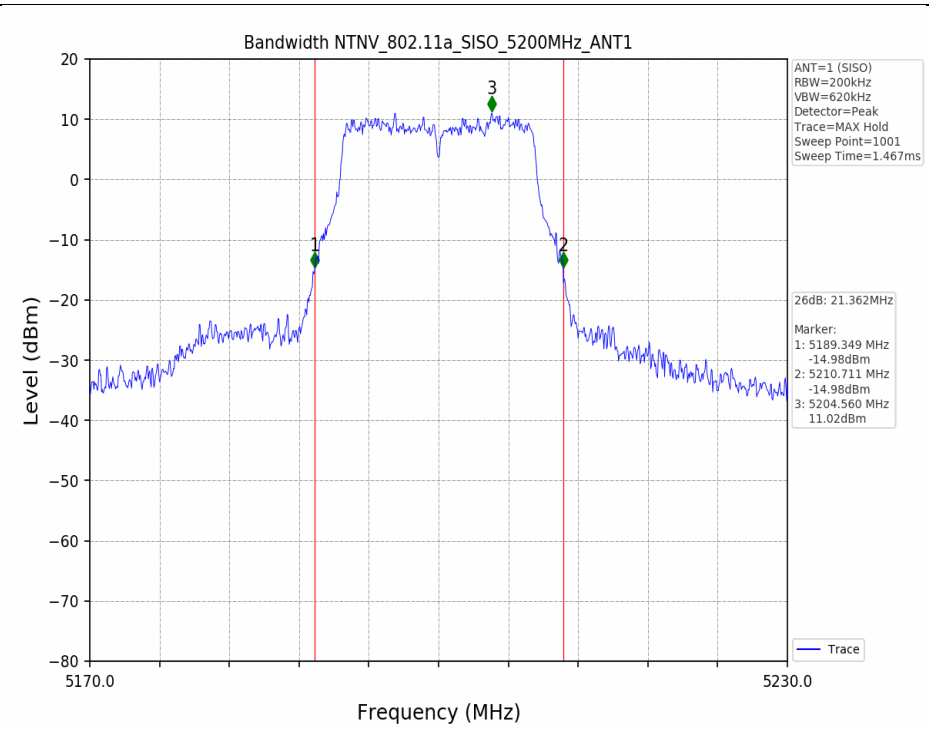

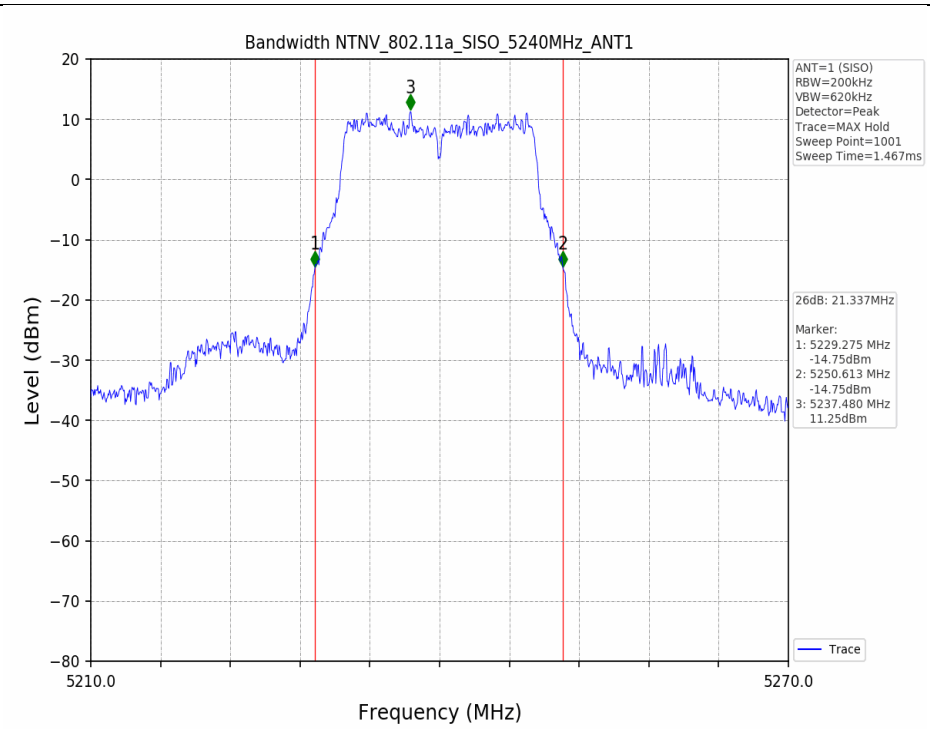
Bandwidth NTNV_802.11a_SISO_5240MHz_ANT1
ANT=1 (SISO)
RBW=200kHz
VBW=620kHz
Detector=Peak
Trace=MAX Hold
Sweep Point=1001
Sweep Time=1.467ms
26dB: 21.337MHz
Marker:
1: 5229.275 MHz
-14.75dBm
2: 5250.613 MHz
-14.75dBm
3: 5237.480 MHz
11.25dBm
Trace
Level (dBm)
Frequency (MHz)
5210.0
5270.0

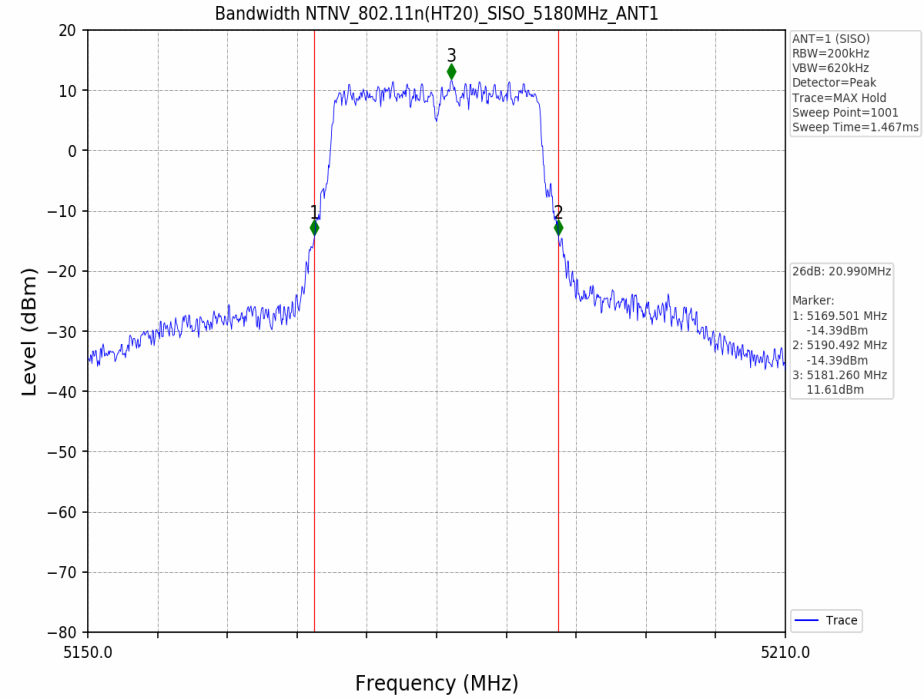
Bandwidth NTNV_802.11n(HT20)_SISO_5180MHz_ANT1
ANT=1 (SISO)
RBW=200kHz
VBW=620kHz
Detector=Peak
Trace=MAX Hold
Sweep Point=1001
Sweep Time=1.467ms
26dB: 20.990MHz
Marker:
1: 5169.501 MHz
-14.39dBm
2: 5190.492 MHz
-14.39dBm
3: 5181.260 MHz
11.61dBm
Trace
Level (dBm)
Frequency (MHz)
5150.0
5210.0

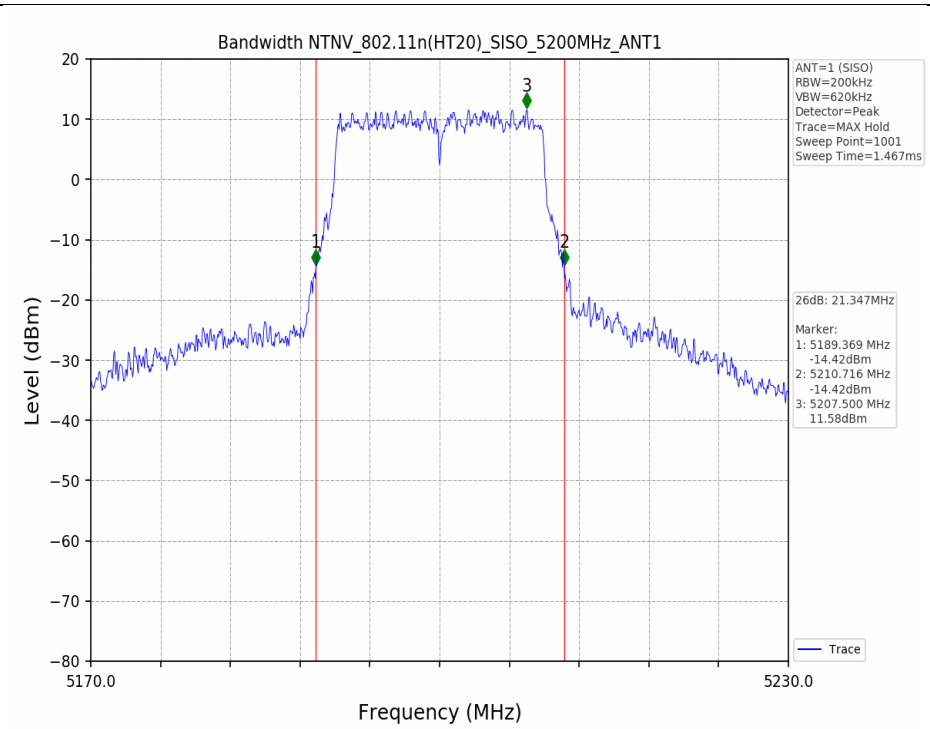
Bandwidth NTNV_802.11n(HT20)_SISO_5200MHz_ANT1
ANT=1 (SISO)
RBW=200kHz
VBW=620kHz
Detector=Peak
Trace=MAX Hold
Sweep Point=1001
Sweep Time=1.467ms
26dB: 21.347MHz
Marker:
1: 5189.369 MHz
-14.42dBm
2: 5210.716 MHz
-14.42dBm
3: 5207.500 MHz
11.58dBm
Trace
Level (dBm)
Frequency (MHz)
5170.0
5230.0

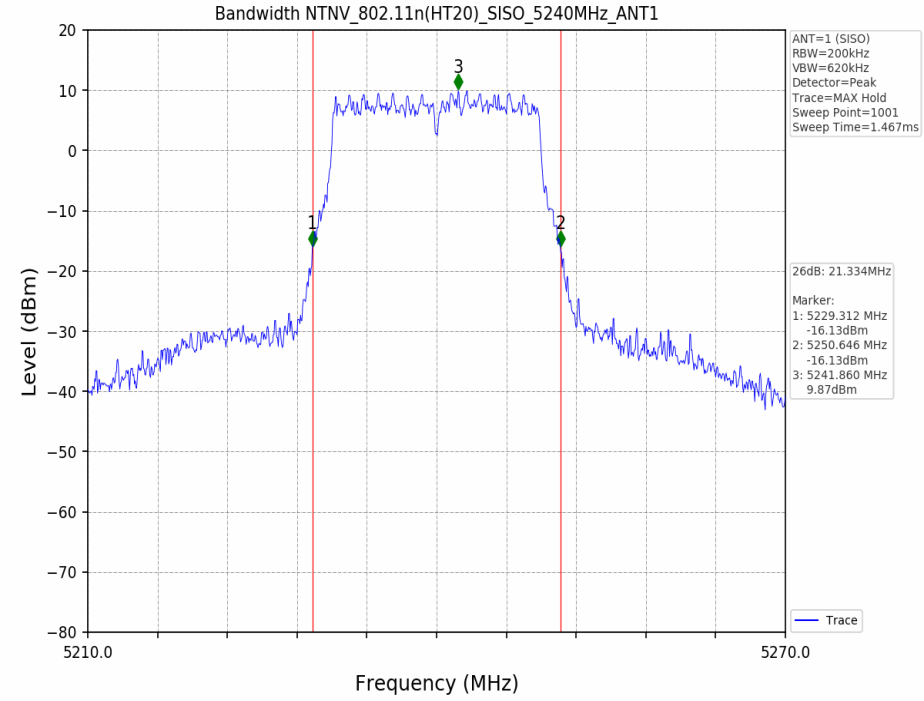
Bandwidth NTNV_802.11n(HT20)_SISO_5240MHz_ANT1
ANT=1 (SISO)
RBW=200kHz
VBW=620kHz
Detector=Peak
Trace=MAX Hold
Sweep Point=1001
Sweep Time=1.467ms
26dB: 21.334MHz
Marker:
1: 5229.312 MHz
-16.13dBm
2: 5250.646 MHz
-16.13dBm
3: 5241.860 MHz
9.87dBm
Trace
Level (dBm)
Frequency (MHz)
5210.0
5270.0

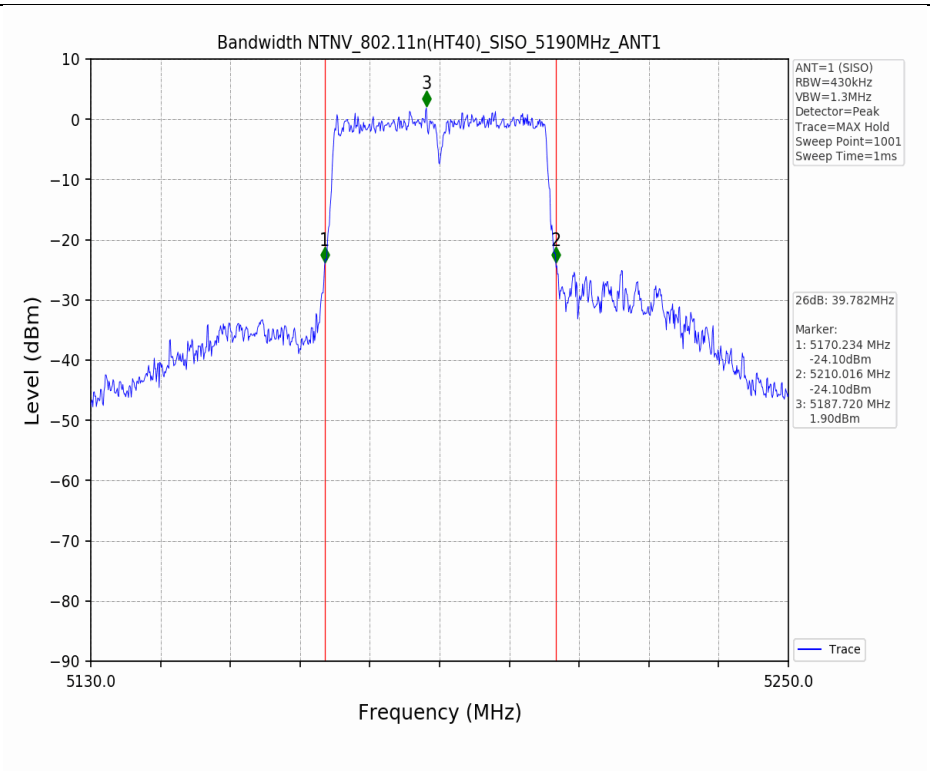
Bandwidth NTNV_802.11n(HT40)_SISO_5190MHz_ANT1
ANT=1 (SISO)
RBW=430kHz
VBW=1.3MHz
Detector=Peak
Trace=MAX Hold
Sweep Point=1001
Sweep Time=1ms
26dB: 39.782MHz
Marker:
1: 5170.234 MHz
-24.10dBm
2: 5210.016 MHz
-24.10dBm
3: 5187.720 MHz
1.90dBm
Trace
Level (dBm)
Frequency (MHz)
5130.0
5250.0

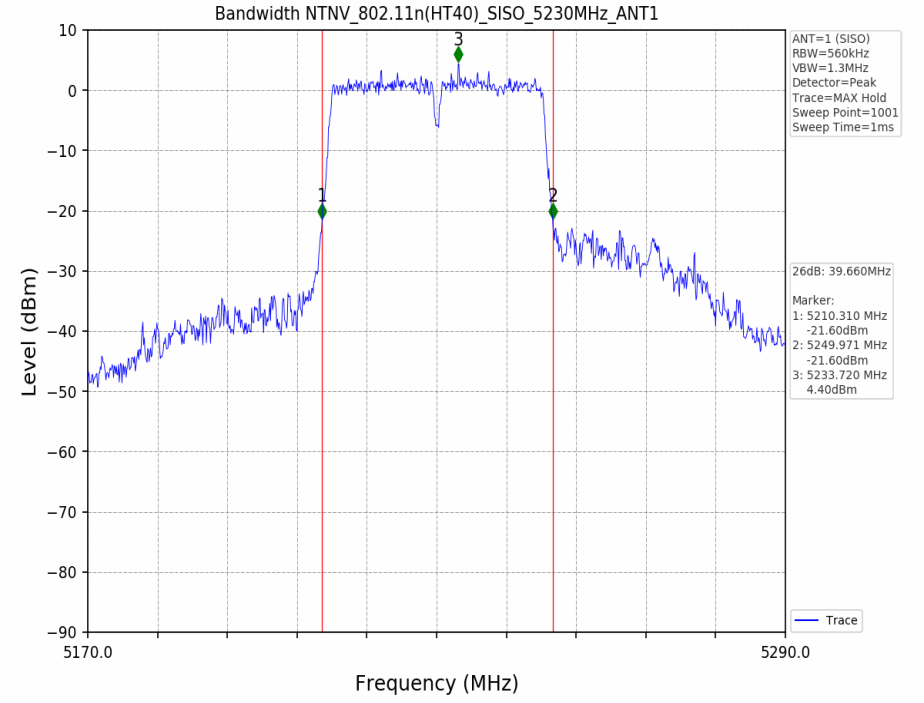
Bandwidth NTNV_802.11n(HT40)_SISO_5230MHz_ANT1
ANT=1 (SISO)
RBW=560kHz
VBW=1.3MHz
Detector=Peak
Trace=MAX Hold
Sweep Point=1001
Sweep Time=1ms
26dB: 39.660MHz
Marker:
1: 5210.310 MHz
-21.60dBm
2: 5249.971 MHz
-21.60dBm
3: 5233.720 MHz
4.40dBm
Trace
Level (dBm)
Frequency (MHz)
5170.0
5290.0

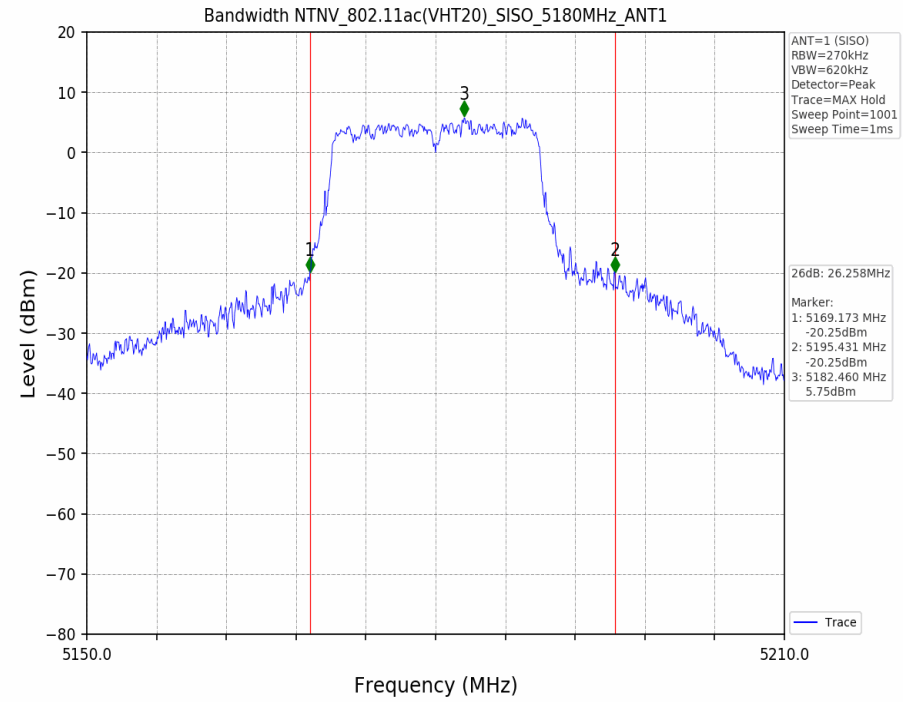
Bandwidth NTNV_802.11ac(VHT20)_SISO_5180MHz_ANT1
ANT=1 (SISO)
RBW=270kHz
VBW=620kHz
Detector=Peak
Trace=MAX Hold
Sweep Point=1001
Sweep Time=1ms
26dB: 26.258MHz
Marker:
1: 5169.173 MHz
-20.25dBm
2: 5195.431 MHz
-20.25dBm
3: 5182.460 MHz
5.75dBm
Trace
Level (dBm)
Frequency (MHz)
5150.0
5210.0

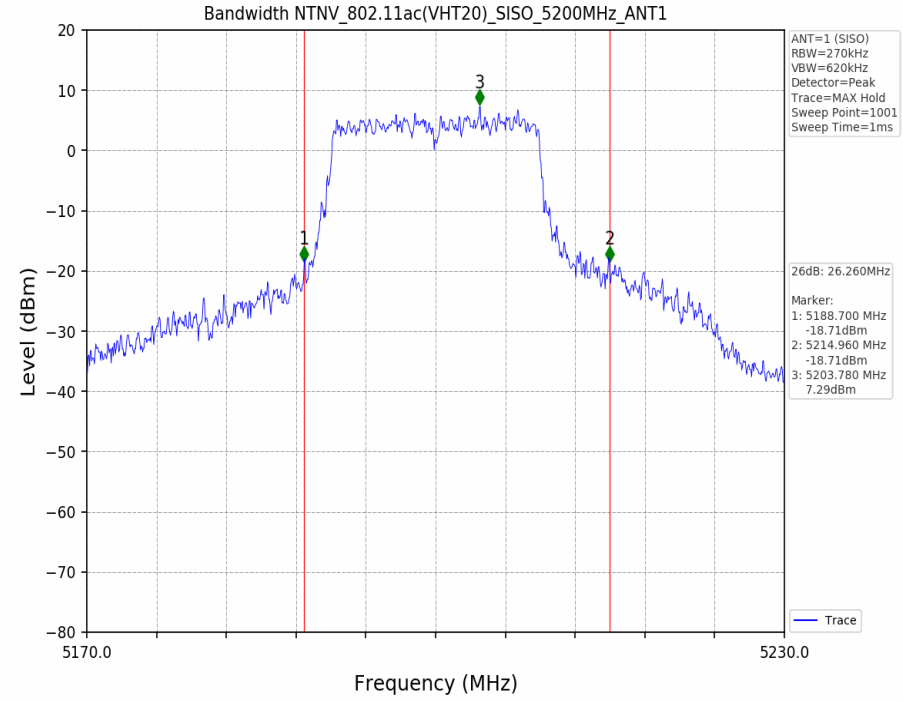
Bandwidth NTNV_802.11ac(VHT20)_SISO_5200MHz_ANT1
ANT=1 (SISO)
RBW=270kHz
VBW=620kHz
Detector=Peak
Trace=MAX Hold
Sweep Point=1001
Sweep Time=1ms
26dB: 26.260MHz
Marker:
1: 5188.700 MHz
-18.71dBm
2: 5214.960 MHz
-18.71dBm
3: 5203.780 MHz
7.29dBm
Trace
Level (dBm)
Frequency (MHz)
5170.0
5230.0

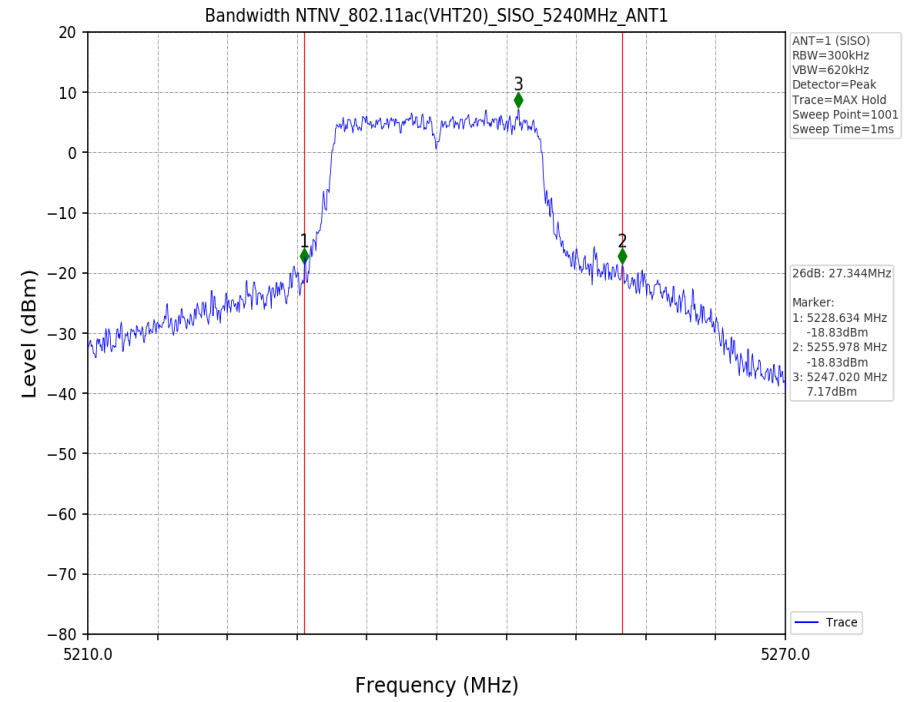
Bandwidth NTNV_802.11ac(VHT20)_SISO_5240MHz_ANT1
ANT=1 (SISO)
RBW=300kHz
VBW=620kHz
Detector=Peak
Trace=MAX Hold
Sweep Point=1001
Sweep Time=1ms
26dB: 27.344MHz
Marker:
1: 5228.634 MHz
-18.83dBm
2: 5255.978 MHz
-18.83dBm
3: 5247.020 MHz
7.17dBm
Trace
Level (dBm)
Frequency (MHz)
5210.0
5270.0

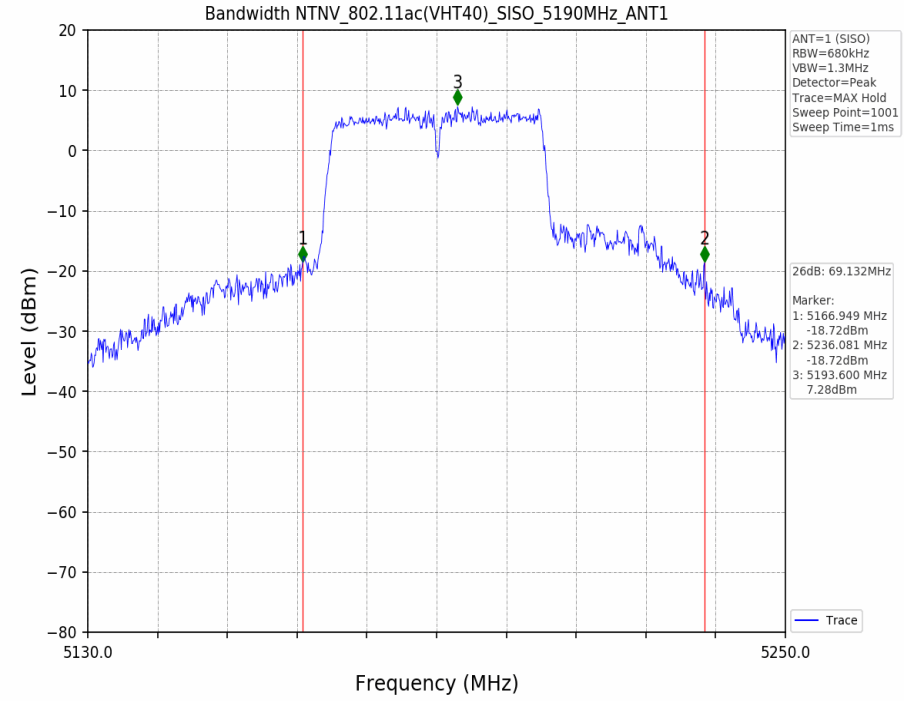
Bandwidth NTNV_802.11ac(VHT40)_SISO_5190MHz_ANT1
ANT=1 (SISO)
RBW=680kHz
VBW=1.3MHz
Detector=Peak
Trace=MAX Hold
Sweep Point=1001
Sweep Time=1ms
26dB: 69.132MHz
Marker:
1: 5166.949 MHz
-18.72dBm
2: 5236.081 MHz
-18.72dBm
3: 5193.600 MHz
7.28dBm
Trace
Level (dBm)
Frequency (MHz)
5130.0
5250.0

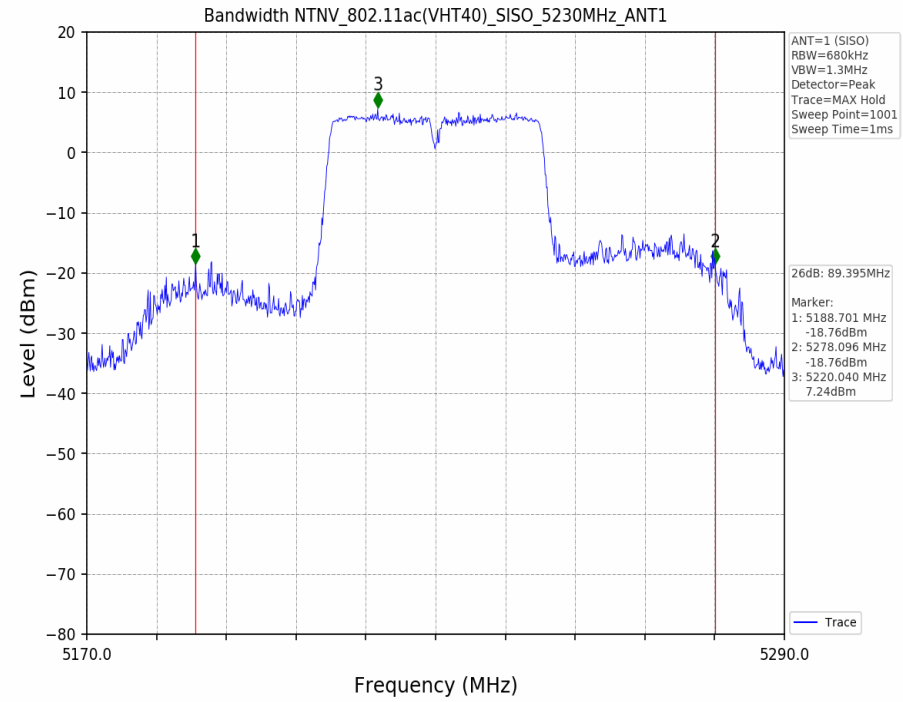
Bandwidth NTNV_802.11ac(VHT40)_SISO_5230MHz_ANT1
ANT=1 (SISO)
RBW=680kHz
VBW=1.3MHz
Detector=Peak
Trace=MAX Hold
Sweep Point=1001
Sweep Time=1ms
26dB: 89.395MHz
Marker:
1: 5188.701 MHz
-18.76dBm
2: 5278.096 MHz
-18.76dBm
3: 5220.040 MHz
7.24dBm
Trace
Level (dBm)
Frequency (MHz)
5170.0
5290.0
20
10
0
−10
−20
−30
−40
−50
−60
−70
−80
1
2
3

2.3 Test Graph - 99% Occupied Bandwidth

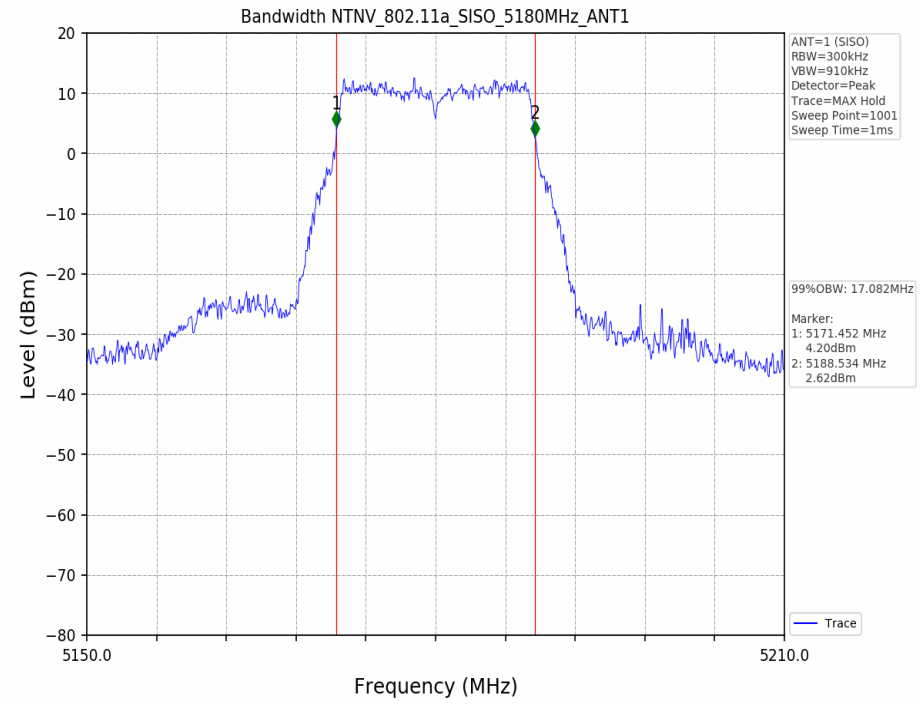

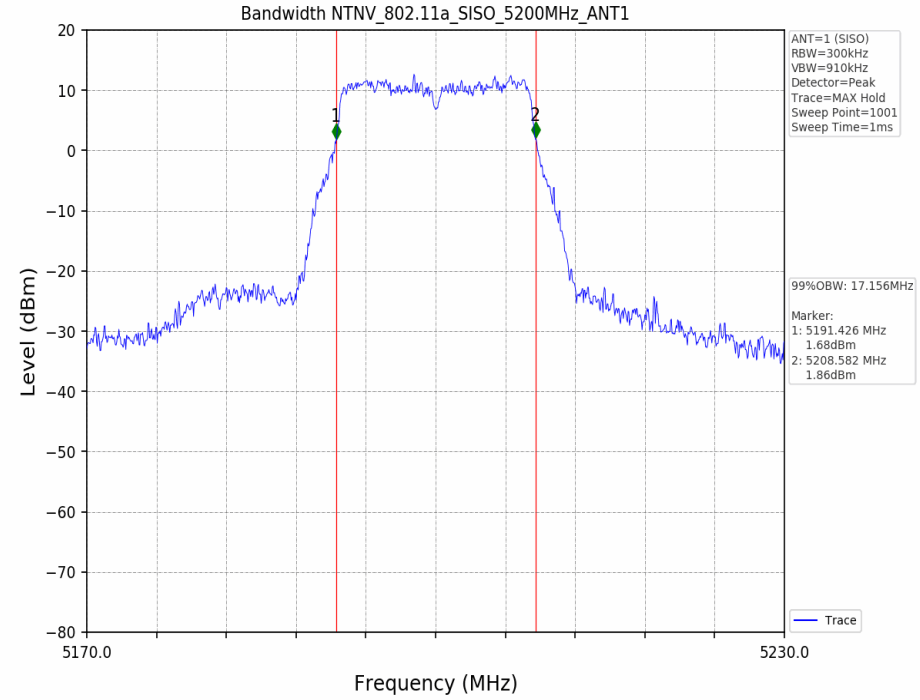

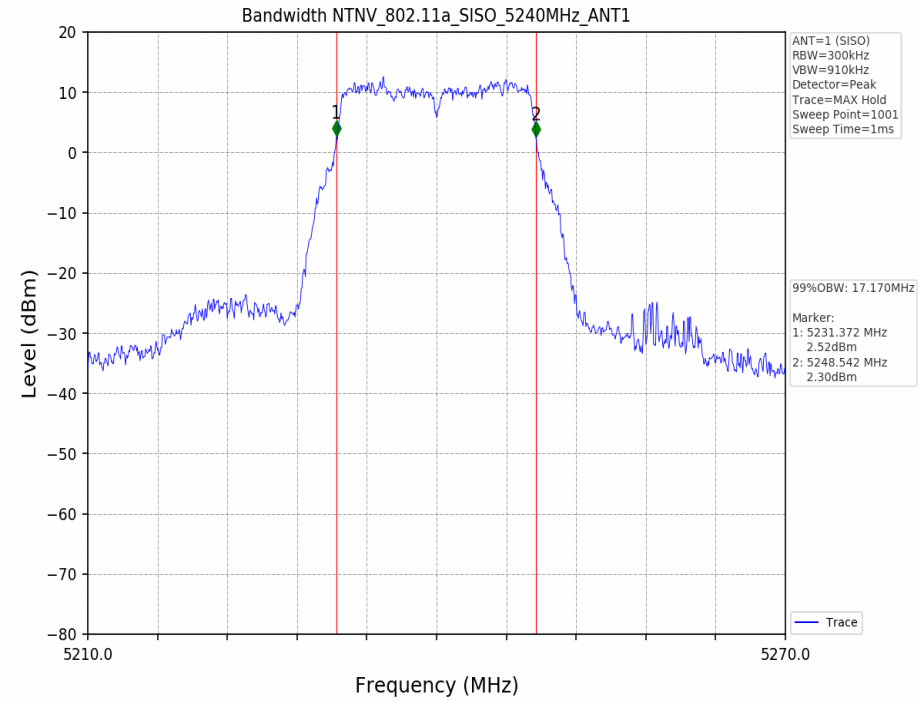
Bandwidth NTNV_802.11a_SISO_5240MHz_ANT1
ANT=1 (SISO)
RBW=300kHz
VBW=910kHz
Detector=Peak
Trace=MAX Hold
Sweep Point=1001
Sweep Time=1ms
99%OBW: 17.170MHz
Marker:
1: 5231.372 MHz
2.52dBm
2: 5248.542 MHz
2.30dBm
Trace
Level (dBm)
Frequency (MHz)
5210.0
5270.0

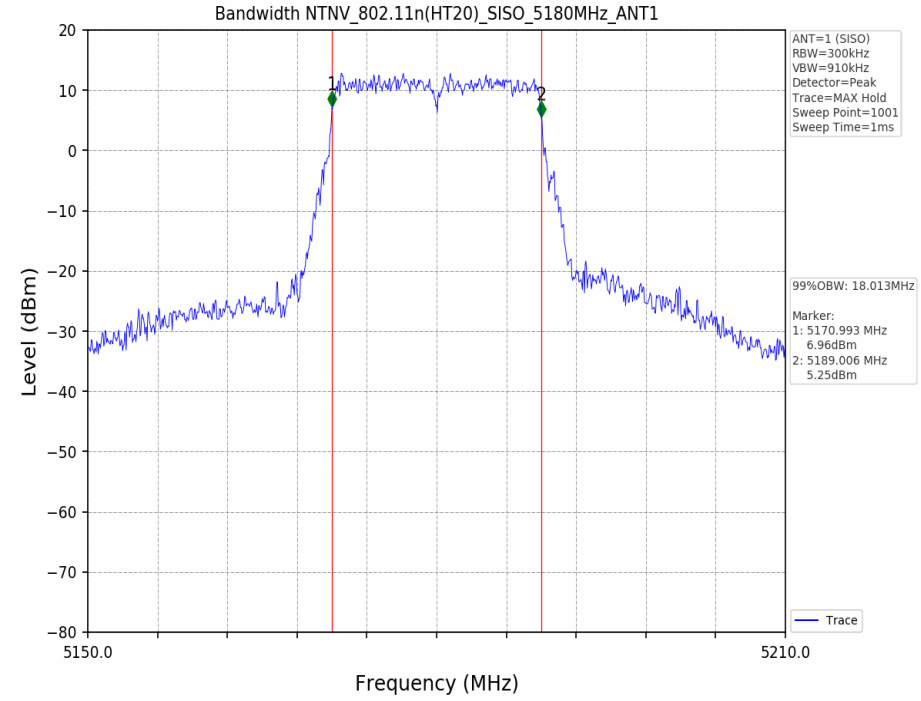
Bandwidth NTNV_802.11n(HT20)_SISO_5180MHz_ANT1
ANT=1 (SISO)
RBW=300kHz
VBW=910kHz
Detector=Peak
Trace=MAX Hold
Sweep Point=1001
Sweep Time=1ms
99%OBW: 18.013MHz
Marker:
1: 5170.993 MHz
6.96dBm
2: 5189.006 MHz
5.25dBm
Trace
Level (dBm)
Frequency (MHz)
5150.0
5210.0

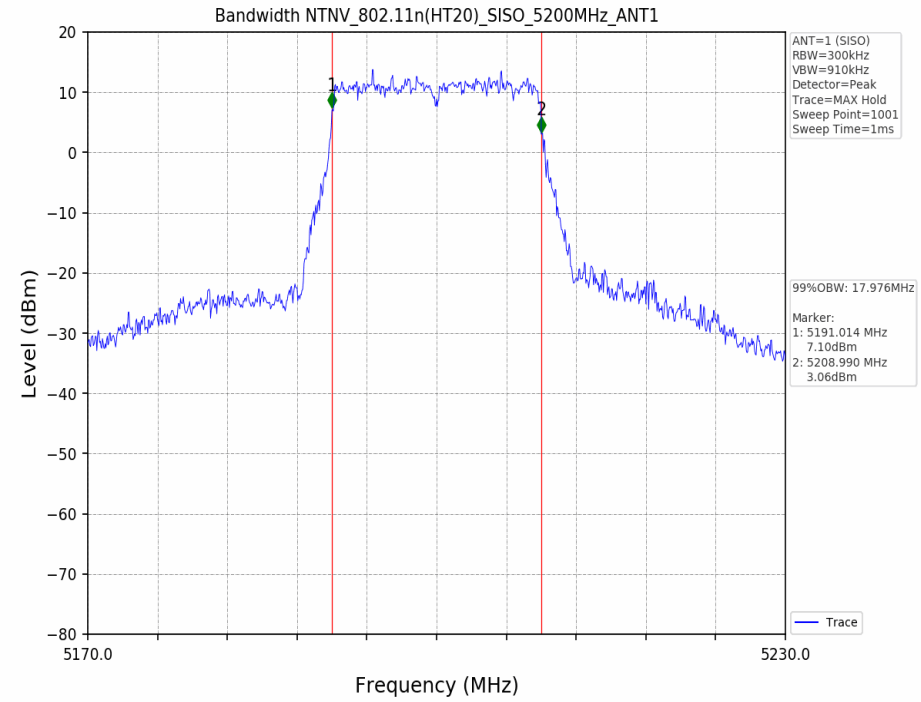
Bandwidth NTNV_802.11n(HT20)_SISO_5200MHz_ANT1
ANT=1 (SISO)
RBW=300kHz
VBW=910kHz
Detector=Peak
Trace=MAX Hold
Sweep Point=1001
Sweep Time=1ms
99%OBW: 17.976MHz
Marker:
1: 5191.014 MHz
7.10dBm
2: 5208.990 MHz
3.06dBm
Trace
Level (dBm)
Frequency (MHz)
5170.0
5230.0

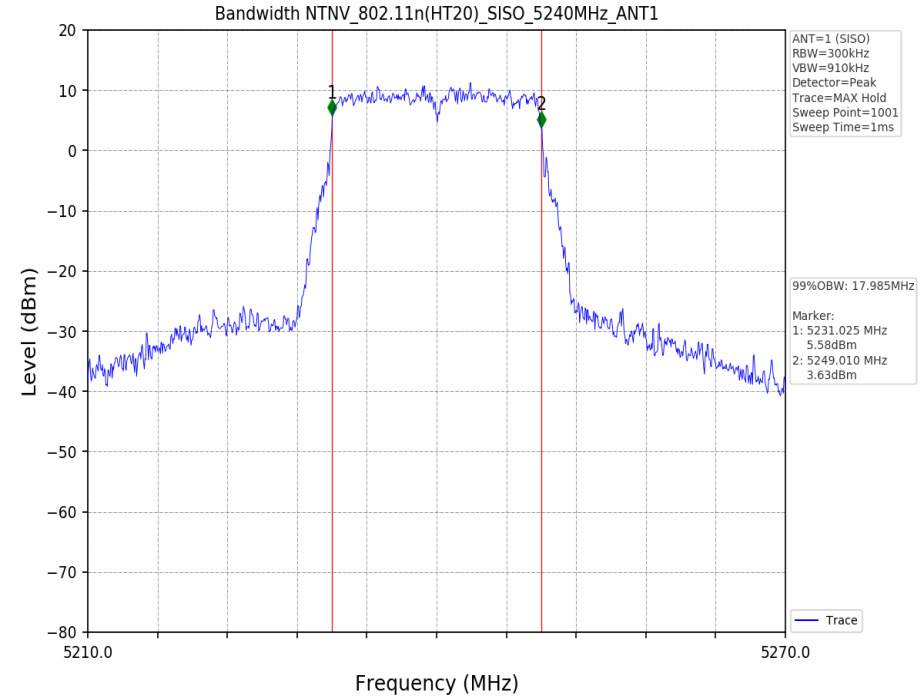
Bandwidth NTNV_802.11n(HT20)_SISO_5240MHz_ANT1
ANT=1 (SISO)
RBW=300kHz
VBW=910kHz
Detector=Peak
Trace=MAX Hold
Sweep Point=1001
Sweep Time=1ms
99%OBW: 17.985MHz
Marker:
1: 5231.025 MHz
5.58dBm
2: 5249.010 MHz
3.63dBm
Trace
Level (dBm)
Frequency (MHz)
5210.0
5270.0

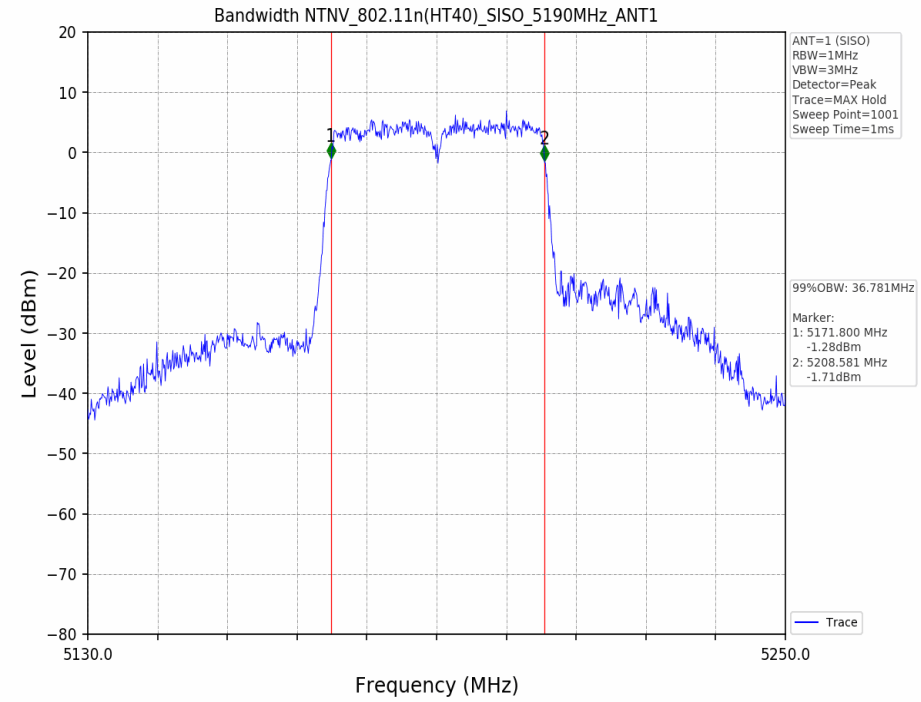
Bandwidth NTNV_802.11n(HT40)_SISO_5190MHz_ANT1
ANT=1 (SISO)
RBW=1MHz
VBW=3MHz
Detector=Peak
Trace=MAX Hold
Sweep Point=1001
Sweep Time=1ms
99%OBW: 36.781MHz
Marker:
1: 5171.800 MHz
-1.28dBm
2: 5208.581 MHz
-1.71dBm
Trace
Level (dBm)
Frequency (MHz)
5130.0
5250.0

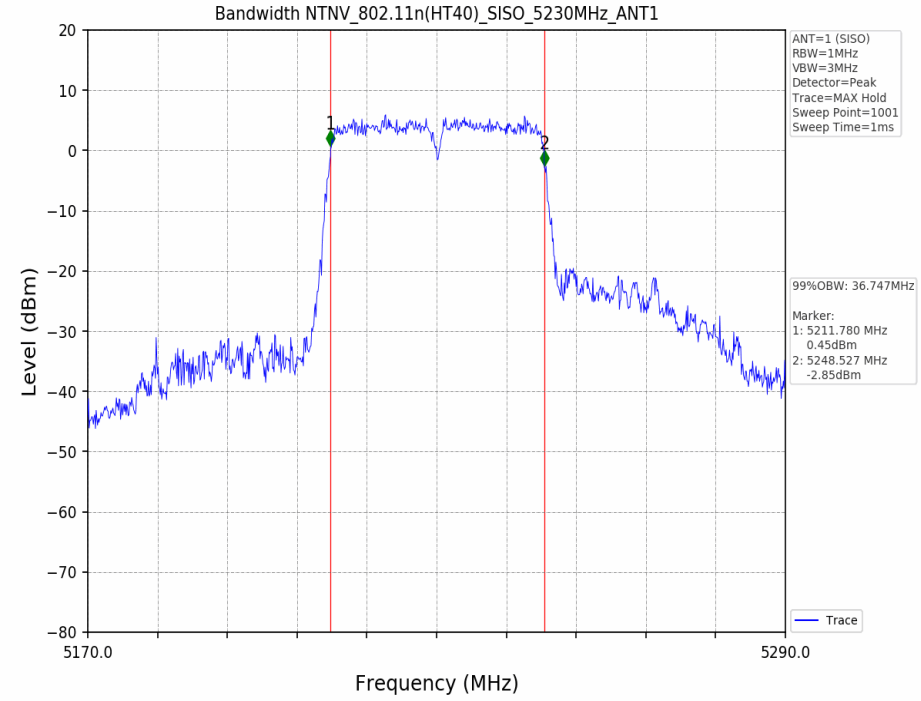
Bandwidth NTNV_802.11n(HT40)_SISO_5230MHz_ANT1
ANT=1 (SISO)
RBW=1MHz
VBW=3MHz
Detector=Peak
Trace=MAX Hold
Sweep Point=1001
Sweep Time=1ms
99%OBW: 36.747MHz
Marker:
1: 5211.780 MHz
0.45dBm
2: 5248.527 MHz
-2.85dBm
Trace
Level (dBm)
Frequency (MHz)
5170.0
5290.0

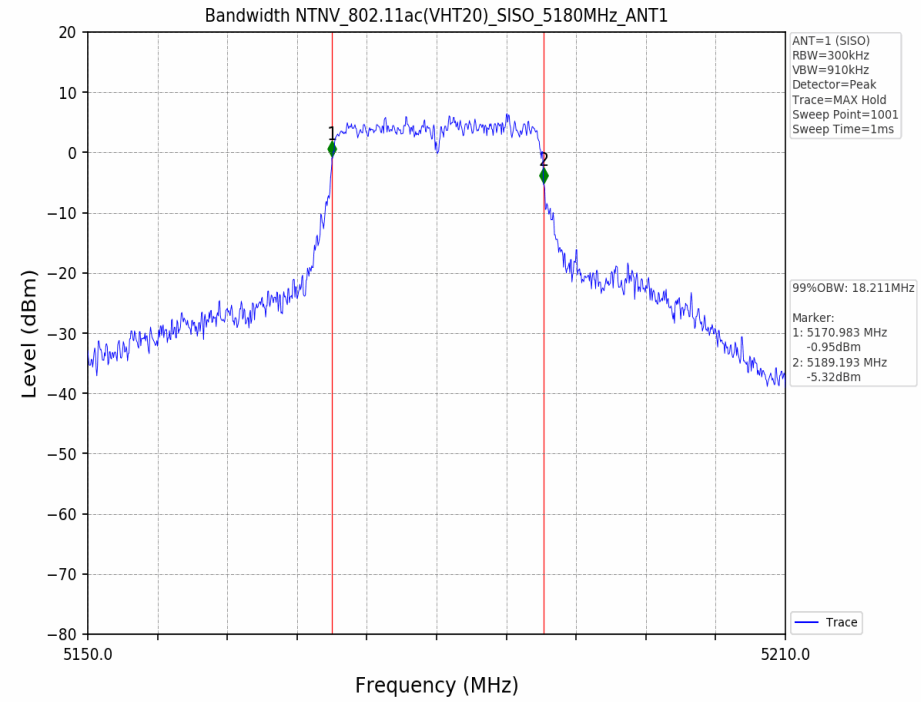
Bandwidth NTNV_802.11ac(VHT20)_SISO_5180MHz_ANT1
ANT=1 (SISO)
RBW=300kHz
VBW=910kHz
Detector=Peak
Trace=MAX Hold
Sweep Point=1001
Sweep Time=1ms
99%OBW: 18.211MHz
Marker:
1: 5170.983 MHz
-0.95dBm
2: 5189.193 MHz
-5.32dBm
Trace
Level (dBm)
Frequency (MHz)
5150.0
5210.0

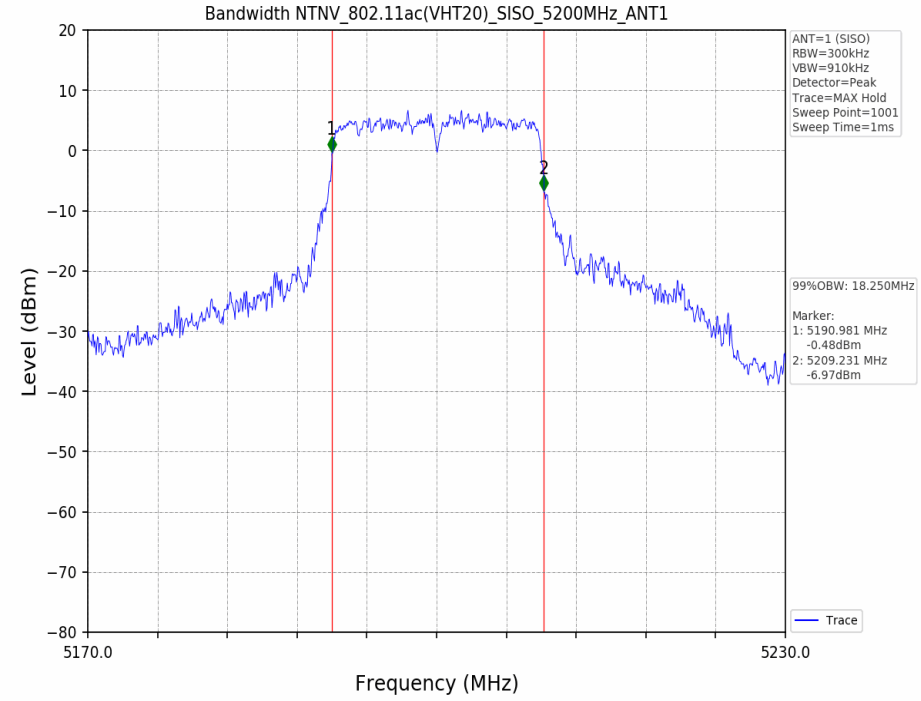
Bandwidth NTNV_802.11ac(VHT20)_SISO_5200MHz_ANT1
ANT=1 (SISO)
RBW=300kHz
VBW=910kHz
Detector=Peak
Trace=MAX Hold
Sweep Point=1001
Sweep Time=1ms
99%OBW: 18.250MHz
Marker:
1: 5190.981 MHz
-0.48dBm
2: 5209.231 MHz
-6.97dBm
Trace
Level (dBm)
Frequency (MHz)
5170.0
5230.0

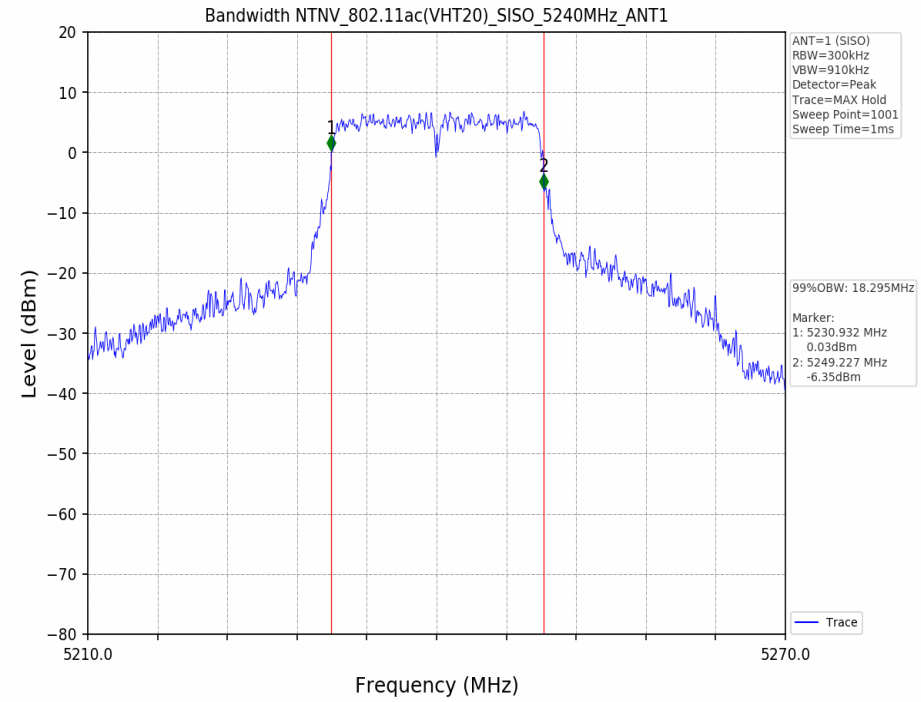
Bandwidth NTNV_802.11ac(VHT20)_SISO_5240MHz_ANT1
ANT=1 (SISO)
RBW=300kHz
VBW=910kHz
Detector=Peak
Trace=MAX Hold
Sweep Point=1001
Sweep Time=1ms
99%OBW: 18.295MHz
Marker:
1: 5230.932 MHz
0.03dBm
2: 5249.227 MHz
-6.35dBm
Trace
Level (dBm)
Frequency (MHz)
5210.0
5270.0

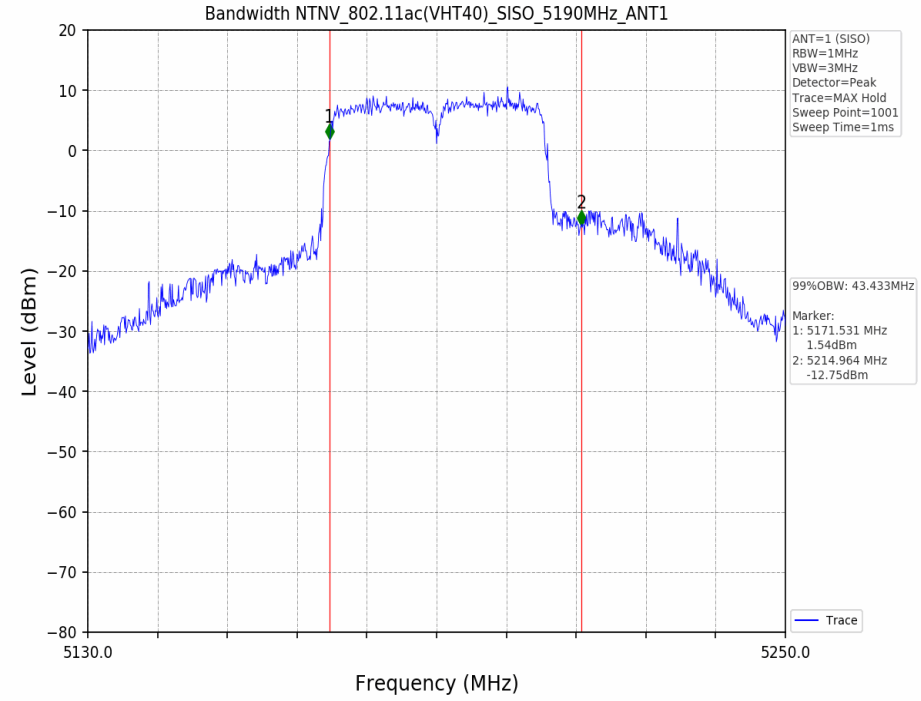
Bandwidth NTNV_802.11ac(VHT40)_SISO_5190MHz_ANT1
ANT=1 (SISO)
RBW=1MHz
VBW=3MHz
Detector=Peak
Trace=MAX Hold
Sweep Point=1001
Sweep Time=1ms
99%OBW: 43.433MHz
Marker:
1: 5171.531 MHz
1.54dBm
2: 5214.964 MHz
-12.75dBm
Trace
Level (dBm)
Frequency (MHz)
5130.0
5250.0

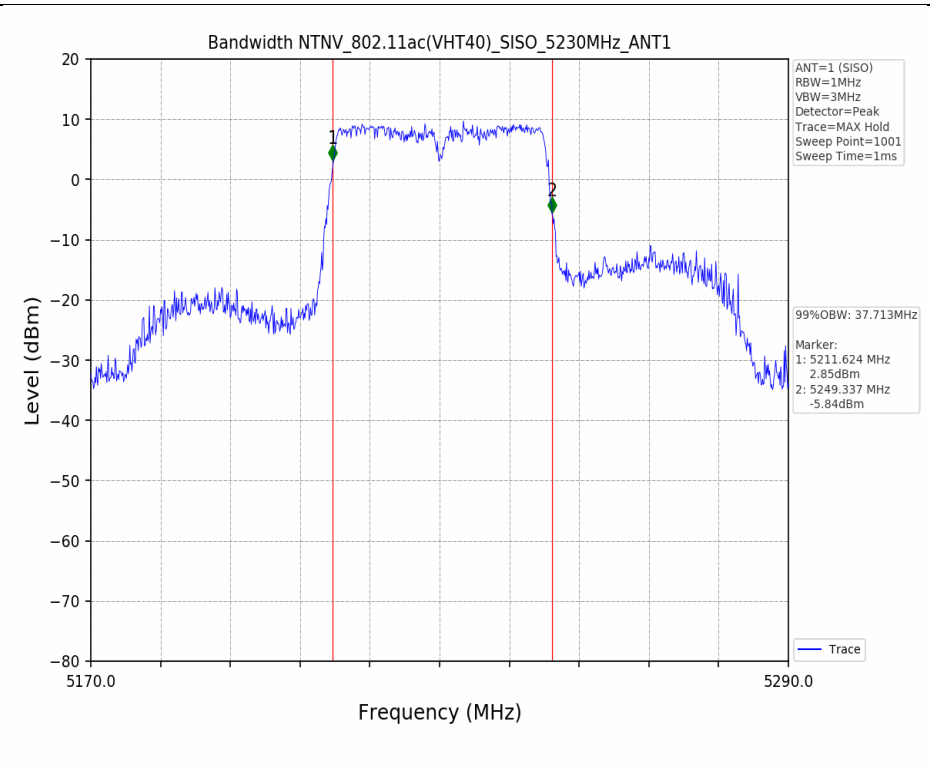
Bandwidth NTNV_802.11ac(VHT40)_SISO_5230MHz_ANT1
ANT=1 (SISO)
RBW=1MHz
VBW=3MHz
Detector=Peak
Trace=MAX Hold
Sweep Point=1001
Sweep Time=1ms
99%OBW: 37.713MHz
Marker:
1: 5211.624 MHz
2.85dBm
2: 5249.337 MHz
-5.84dBm
Trace
Level (dBm)
Frequency (MHz)
5170.0
5290.0
20
10
0
−10
−20
−30
−40
−50
−60
−70
−80
1
2

3. Maximum Conducted Output Power

3.1 Test Result

Test Mode	Frequency (MHz)	Tx Type	Measured Output Power (dBm)	Limit (dBm)	Verdict
			Ant 1		
802.11a	5180	SISO	20.97	≤23.98	PASS
	5200	SISO	21.07	≤23.98	PASS
	5240	SISO	20.81	≤23.98	PASS
802.11n(HT20)	5180	SISO	19.76	≤23.98	PASS
	5200	SISO	19.95	≤23.98	PASS
	5240	SISO	17.85	≤23.98	PASS
802.11n(HT40)	5190	SISO	8.82	≤23.98	PASS
	5230	SISO	8.94	≤23.98	PASS
802.11ac(VHT20)	5180	SISO	12.86	≤23.98	PASS
	5200	SISO	13.35	≤23.98	PASS
	5240	SISO	13.86	≤23.98	PASS
802.11ac(VHT40)	5190	SISO	12.57	≤23.98	PASS
	5230	SISO	12.59	≤23.98	PASS

Note：1.The Duty Cycle Factor is compensated in the result.

4. Maximum Power Spectral Density (PSD)

4.1 Test Result

Test Mode	Frequency (MHz)	Tx Type	Maximum Power Spectral Density (dBm/MHz)	Limits (dBm/MHz)	Verdict
			Ant 1		
802.11a	5180	SISO	10.76	≤11	PASS
	5200	SISO	10.89	≤11	PASS
	5240	SISO	10.54	≤11	PASS
802.11n(HT20)	5180	SISO	10.91	≤11	PASS
	5200	SISO	10.85	≤11	PASS
	5240	SISO	9.04	≤11	PASS
802.11n(HT40)	5190	SISO	-1.87	≤11	PASS
	5230	SISO	-2.07	≤11	PASS
802.11ac(VHT20)	5180	SISO	4.23	≤11	PASS
	5200	SISO	4.76	≤11	PASS
	5240	SISO	4.81	≤11	PASS
802.11ac(VHT40)	5190	SISO	1.66	≤11	PASS
	5230	SISO	1.87	≤11	PASS

4.2 Test Graph

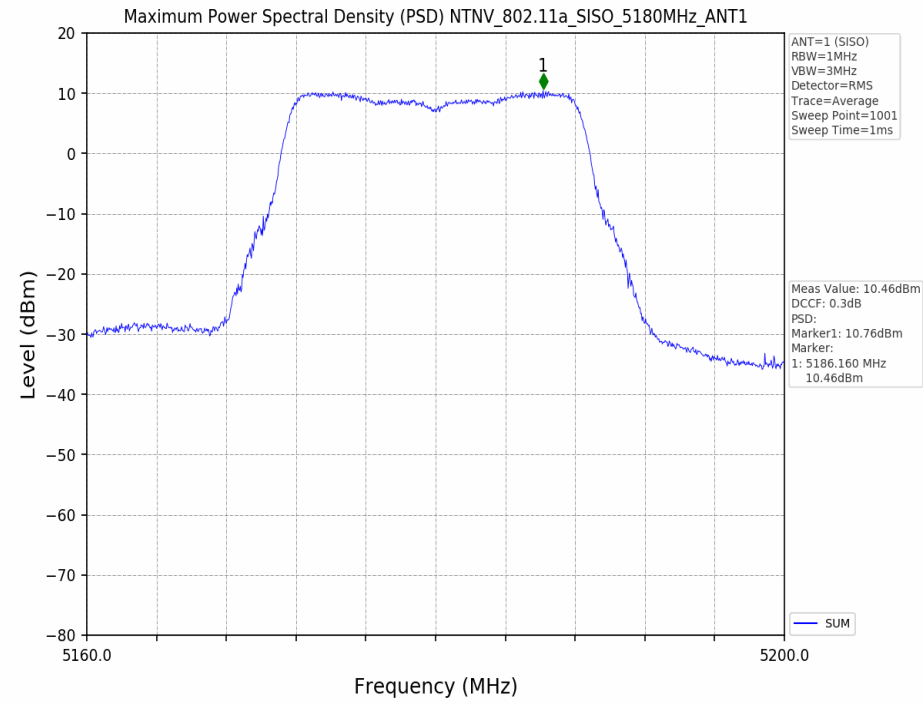

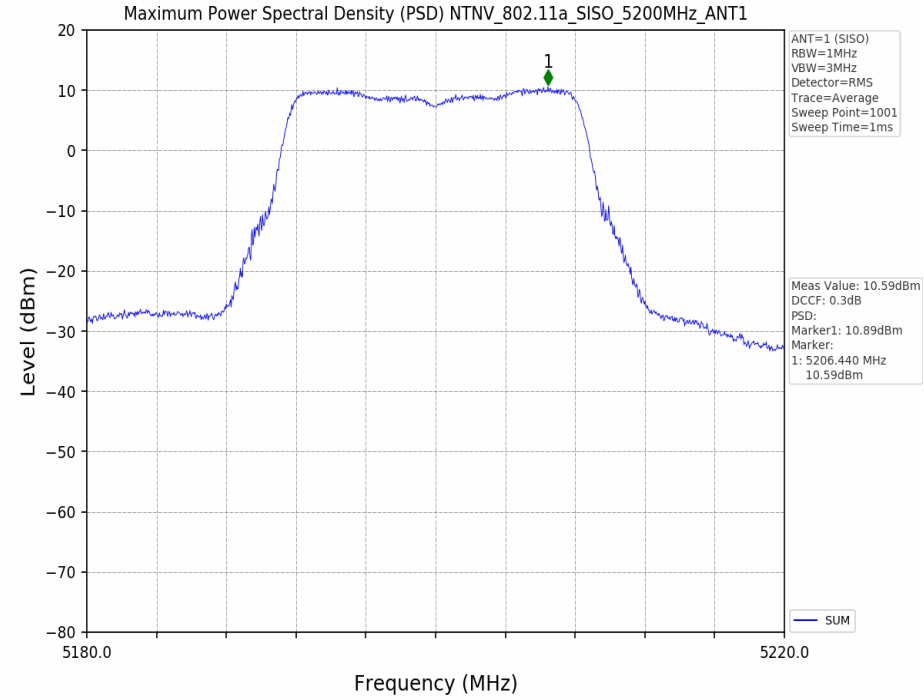

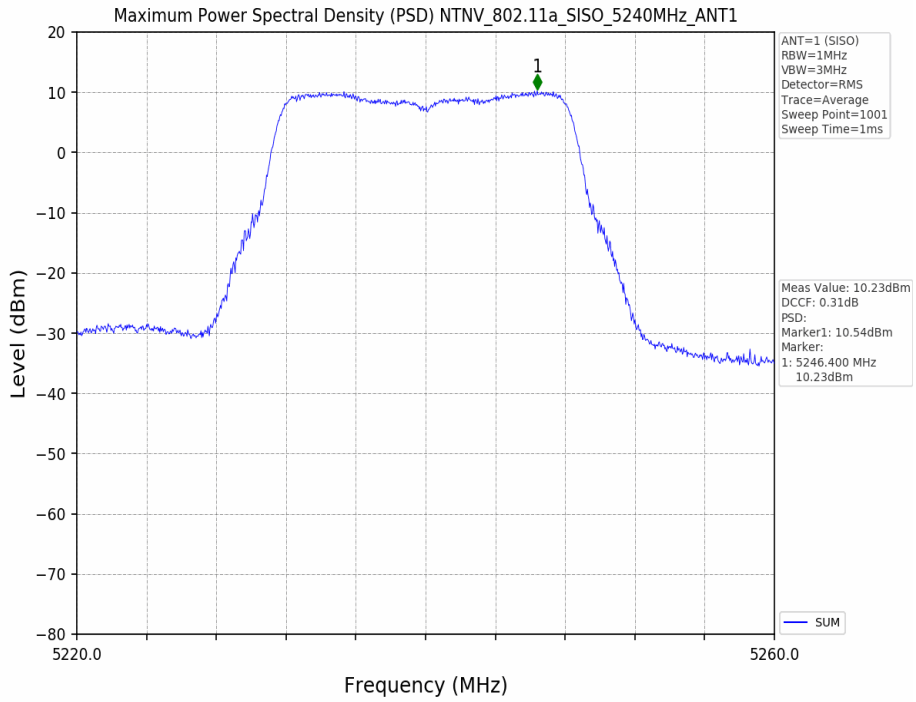
Maximum Power Spectral Density (PSD) NTNV_802.11a_SISO_5240MHz_ANT1
ANT=1 (SISO)
RBW=1MHz
VBW=3MHz
Detector=RMS
Trace=Average
Sweep Point=1001
Sweep Time=1ms
Meas Value: 10.23dBm
DCCF: 0.31dB
PSD:
Marker1: 10.54dBm
Marker:
1: 5246.400 MHz
10.23dBm
SUM
Level (dBm)
Frequency (MHz)
5220.0
5260.0

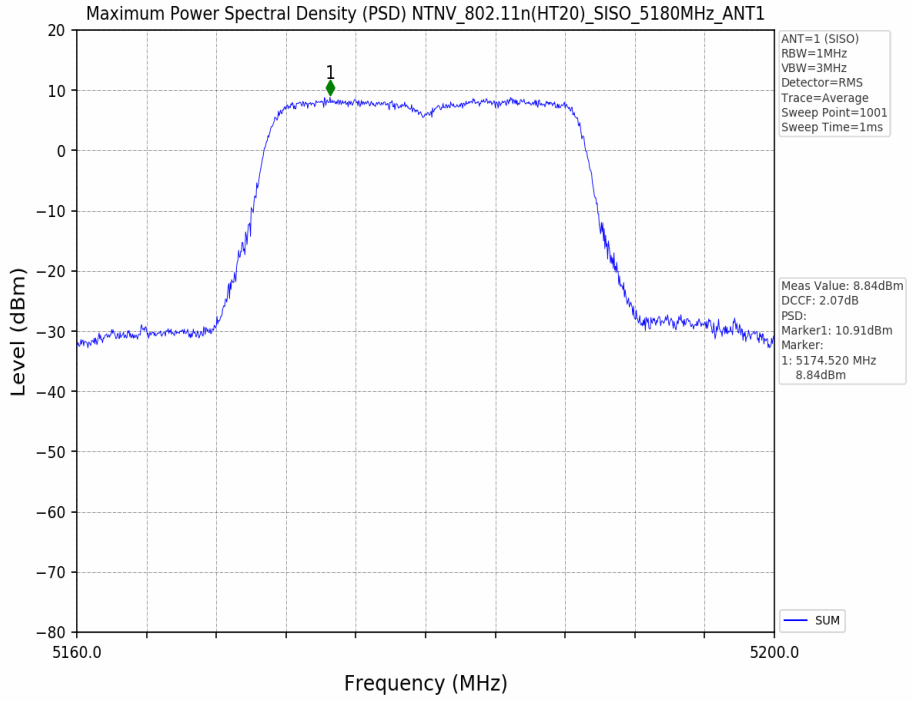
Maximum Power Spectral Density (PSD) NTNV_802.11n(HT20)_SISO_5180MHz_ANT1
ANT=1 (SISO)
RBW=1MHz
VBW=3MHz
Detector=RMS
Trace=Average
Sweep Point=1001
Sweep Time=1ms
Meas Value: 8.84dBm
DCCF: 2.07dB
PSD:
Marker1: 10.91dBm
Marker:
1: 5174.520 MHz
8.84dBm
SUM
Level (dBm)
Frequency (MHz)
5160.0
5200.0

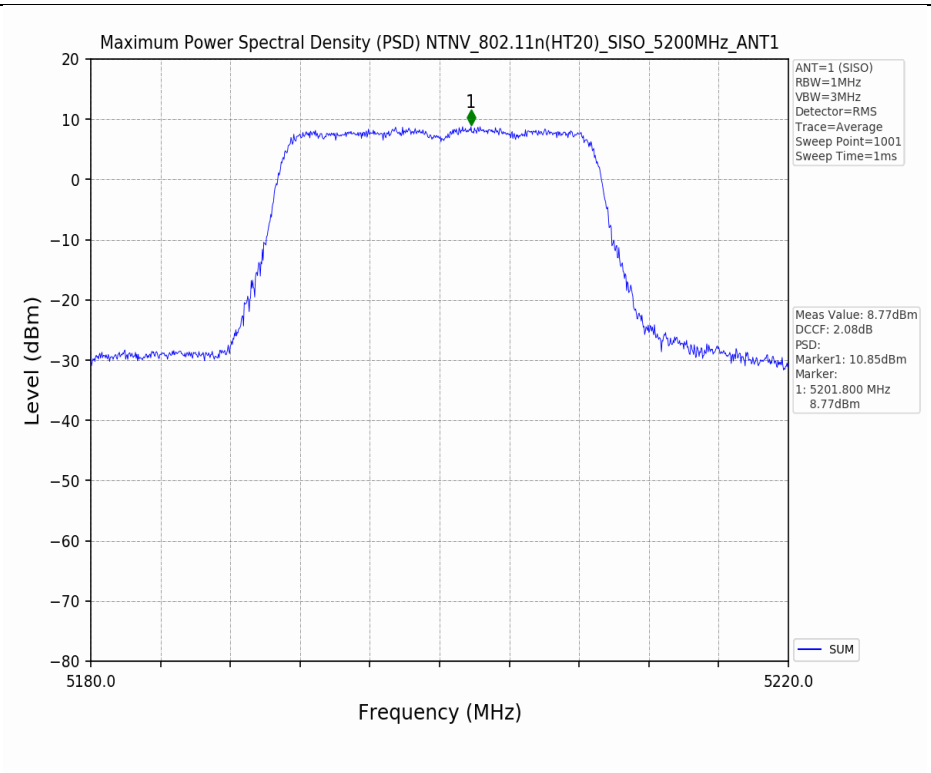
Maximum Power Spectral Density (PSD) NTNV_802.11n(HT20)_SISO_5200MHz_ANT1
ANT=1 (SISO)
RBW=1MHz
VBW=3MHz
Detector=RMS
Trace=Average
Sweep Point=1001
Sweep Time=1ms
Meas Value: 8.77dBm
DCCF: 2.08dB
PSD:
Marker1: 10.85dBm
Marker:
1: 5201.800 MHz
8.77dBm
SUM
Level (dBm)
Frequency (MHz)
5180.0
5220.0

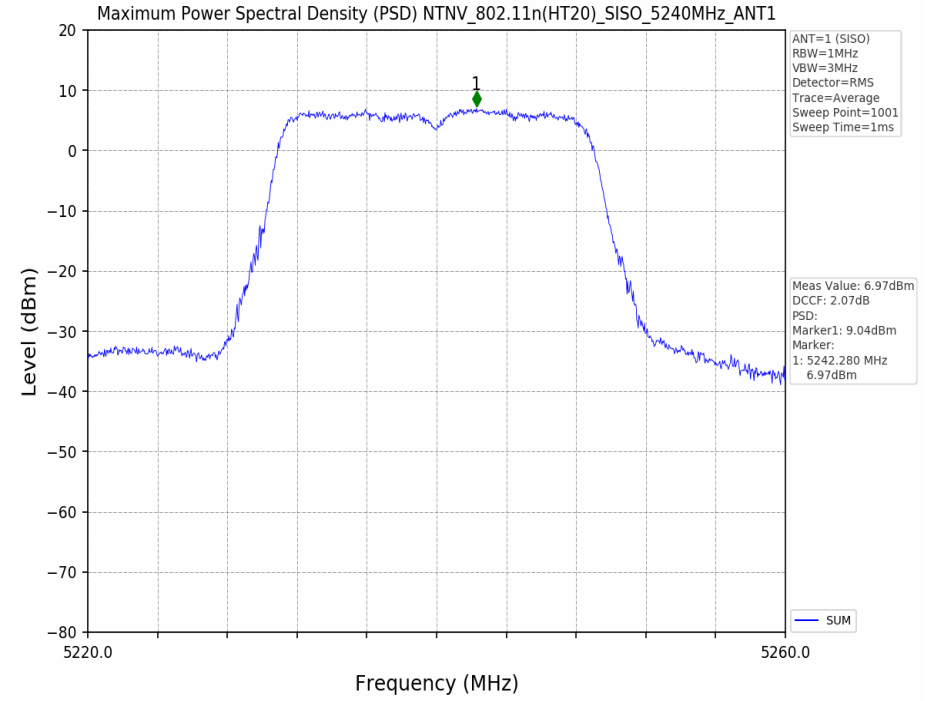
Maximum Power Spectral Density (PSD) NTNV_802.11n(HT20)_SISO_5240MHz_ANT1
ANT=1 (SISO)
RBW=1MHz
VBW=3MHz
Detector=RMS
Trace=Average
Sweep Point=1001
Sweep Time=1ms
Meas Value: 6.97dBm
DCCF: 2.07dB
PSD:
Marker1: 9.04dBm
Marker:
1: 5242.280 MHz
6.97dBm
SUM
Level (dBm)
Frequency (MHz)
5220.0
5260.0

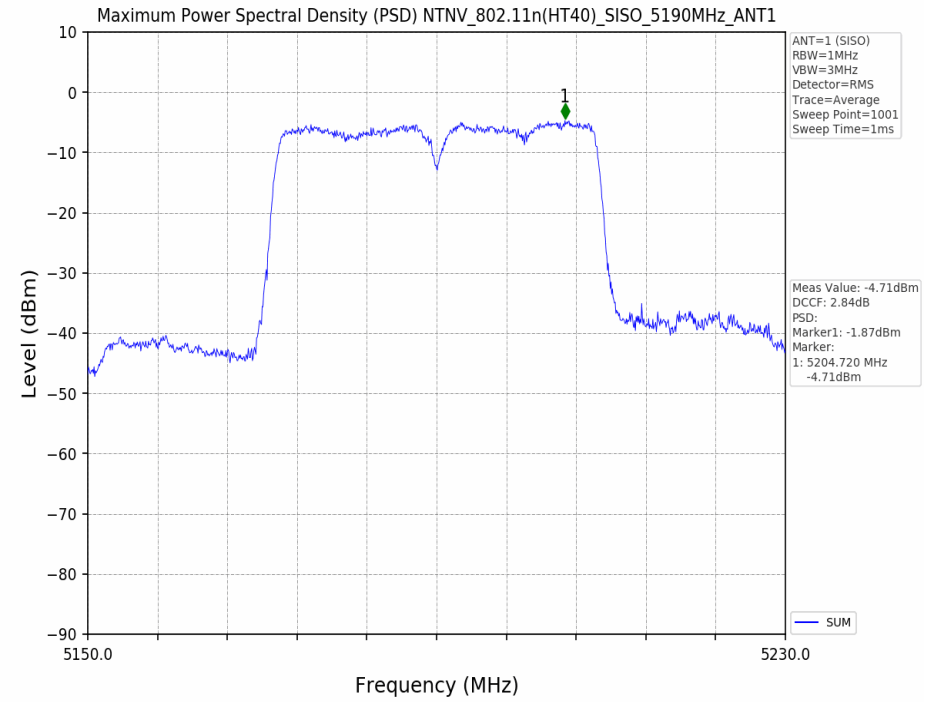
Maximum Power Spectral Density (PSD) NTNV_802.11n(HT40)_SISO_5190MHz_ANT1
ANT=1 (SISO)
RBW=1MHz
VBW=3MHz
Detector=RMS
Trace=Average
Sweep Point=1001
Sweep Time=1ms
Meas Value: -4.71dBm
DCCF: 2.84dB
PSD:
Marker1: -1.87dBm
Marker:
1: 5204.720 MHz
-4.71dBm
SUM
Level (dBm)
Frequency (MHz)
5150.0
5230.0

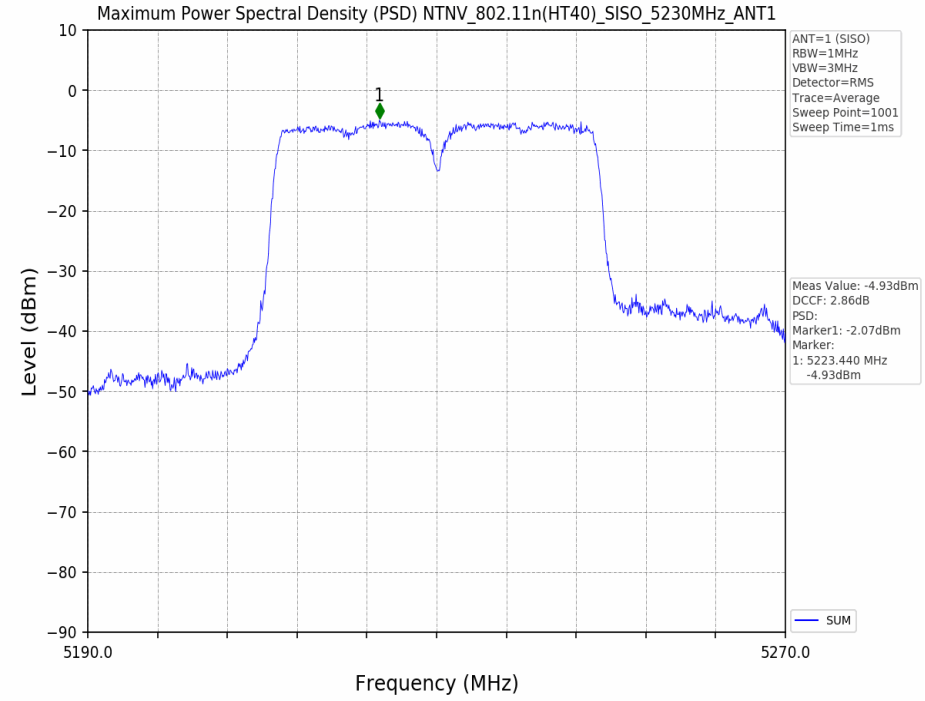
Maximum Power Spectral Density (PSD) NTNV_802.11n(HT40)_SISO_5230MHz_ANT1
ANT=1 (SISO)
RBW=1MHz
VBW=3MHz
Detector=RMS
Trace=Average
Sweep Point=1001
Sweep Time=1ms
Meas Value: -4.93dBm
DCCF: 2.86dB
PSD:
Marker1: -2.07dBm
Marker:
1: 5223.440 MHz
-4.93dBm
SUM
Level (dBm)
Frequency (MHz)
5190.0
5270.0

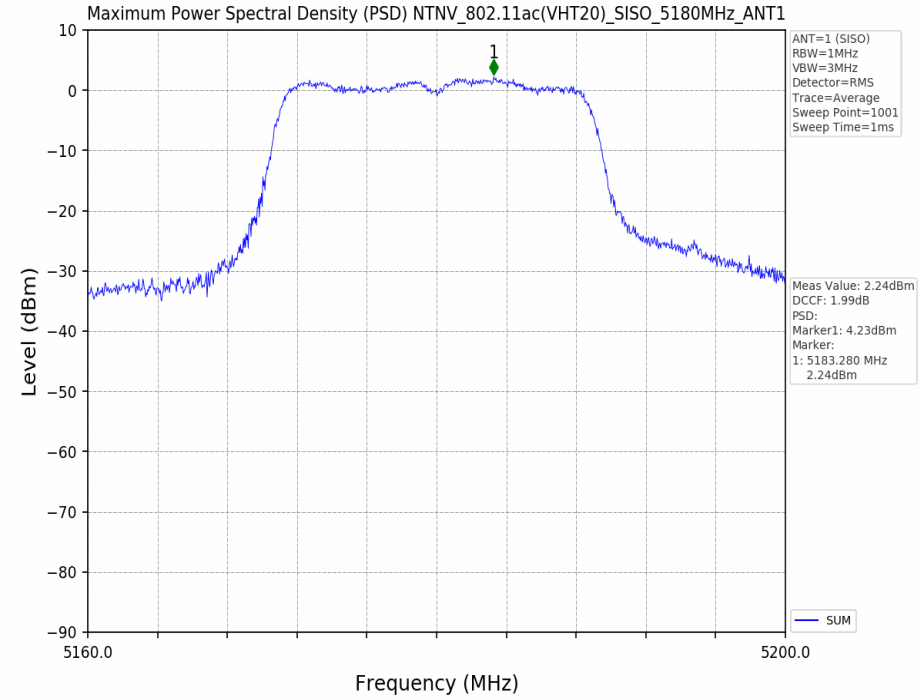
Maximum Power Spectral Density (PSD) NTNV_802.11ac(VHT20)_SISO_5180MHz_ANT1
ANT=1 (SISO)
RBW=1MHz
VBW=3MHz
Detector=RMS
Trace=Average
Sweep Point=1001
Sweep Time=1ms
Meas Value: 2.24dBm
DCCF: 1.99dB
PSD:
Marker1: 4.23dBm
Marker:
1: 5183.280 MHz
2.24dBm
SUM
Level (dBm)
Frequency (MHz)
5160.0
5200.0

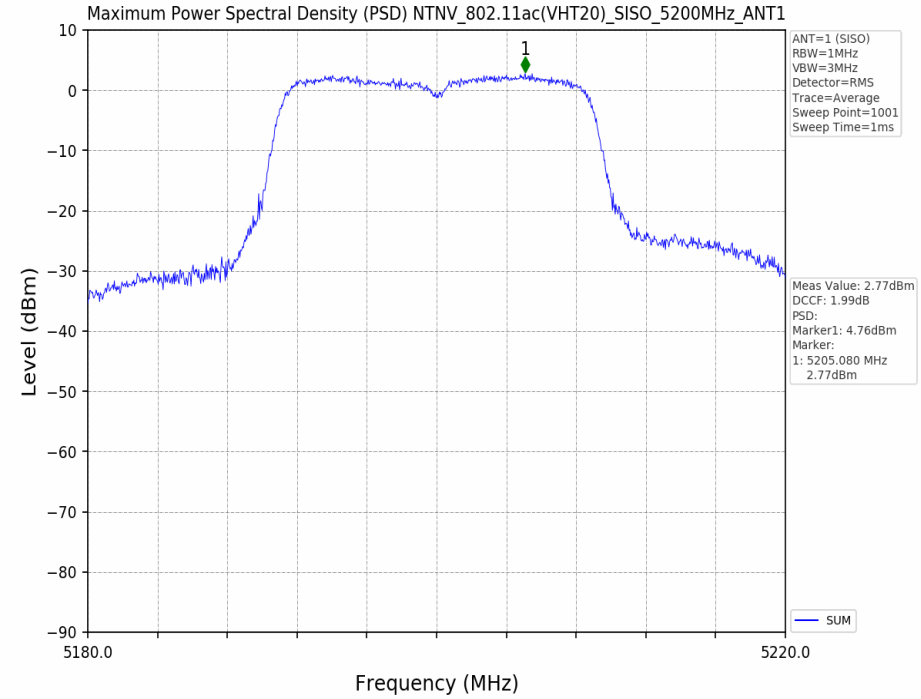
Maximum Power Spectral Density (PSD) NTNV_802.11ac(VHT20)_SISO_5200MHz_ANT1
ANT=1 (SISO)
RBW=1MHz
VBW=3MHz
Detector=RMS
Trace=Average
Sweep Point=1001
Sweep Time=1ms
Meas Value: 2.77dBm
DCCF: 1.99dB
PSD:
Marker1: 4.76dBm
Marker:
1: 5205.080 MHz
2.77dBm
SUM
Level (dBm)
Frequency (MHz)
5180.0
5220.0

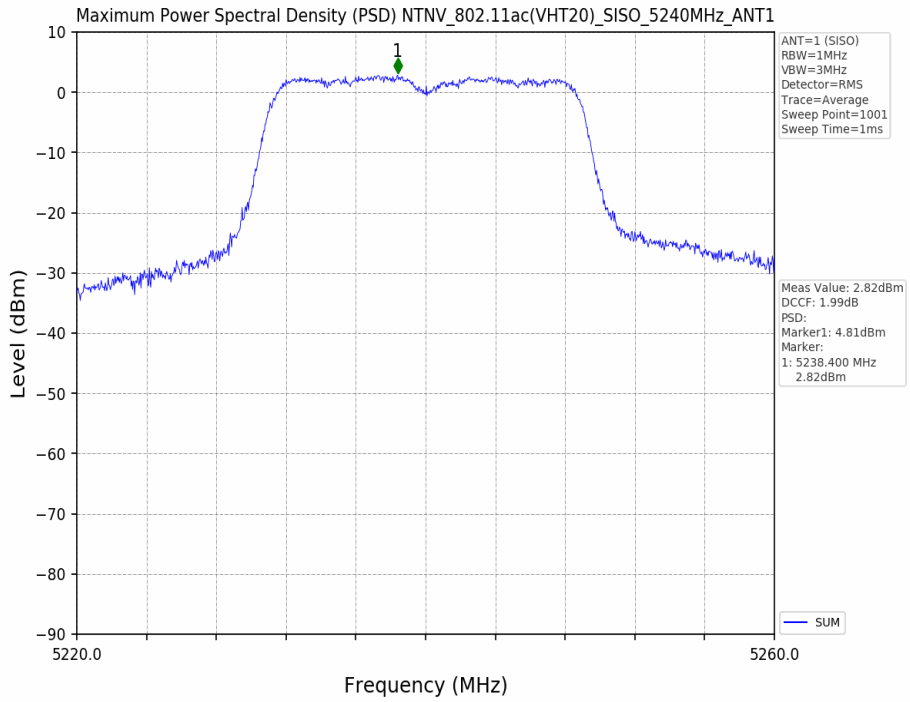
Maximum Power Spectral Density (PSD) NTNV_802.11ac(VHT20)_SISO_5240MHz_ANT1
ANT=1 (SISO)
RBW=1MHz
VBW=3MHz
Detector=RMS
Trace=Average
Sweep Point=1001
Sweep Time=1ms
Meas Value: 2.82dBm
DCCF: 1.99dB
PSD:
Marker1: 4.81dBm
Marker:
1: 5238.400 MHz
2.82dBm
SUM
Level (dBm)
Frequency (MHz)
5220.0
5260.0

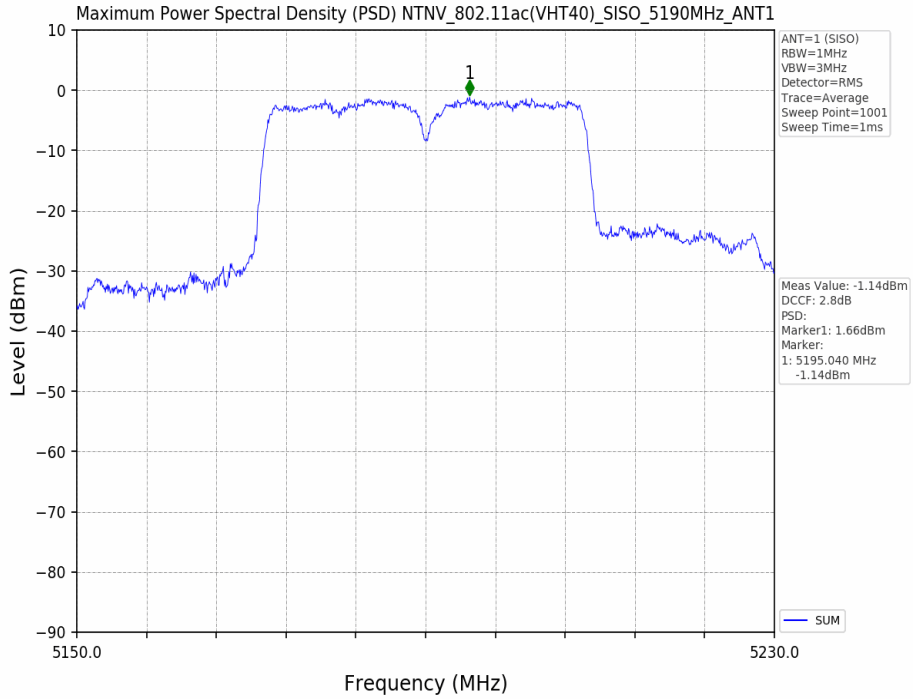
Maximum Power Spectral Density (PSD) NTNV_802.11ac(VHT40)_SISO_5190MHz_ANT1
ANT=1 (SISO)
RBW=1MHz
VBW=3MHz
Detector=RMS
Trace=Average
Sweep Point=1001
Sweep Time=1ms
Meas Value: -1.14dBm
DCCF: 2.8dB
PSD:
Marker1: 1.66dBm
Marker:
1: 5195.040 MHz
-1.14dBm
SUM
Level (dBm)
Frequency (MHz)
5150.0
5230.0

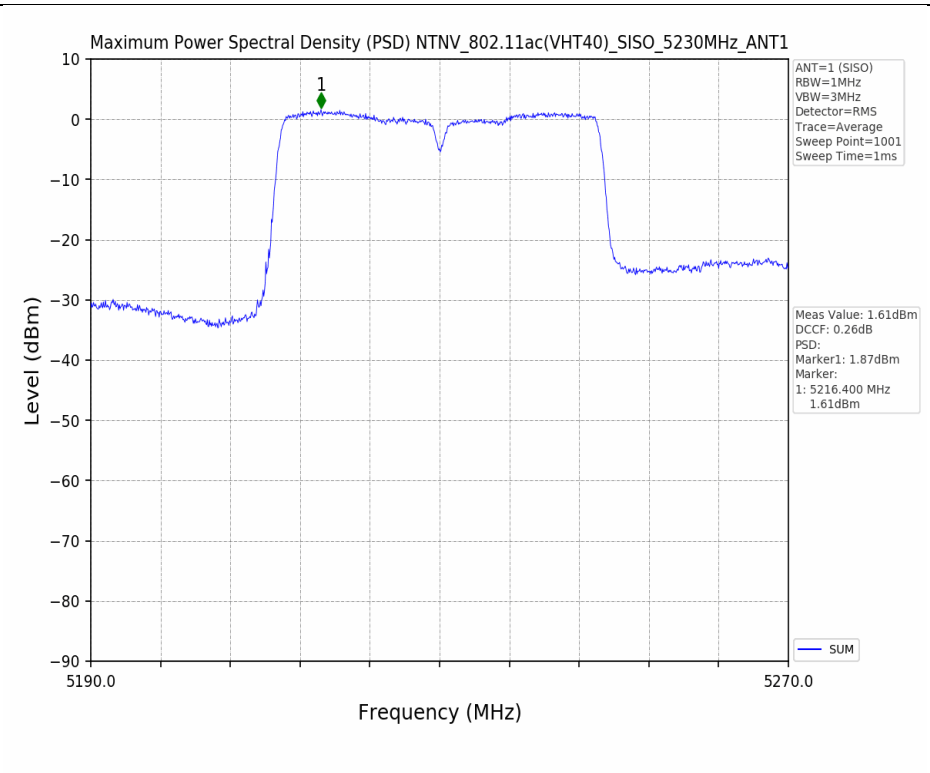
Maximum Power Spectral Density (PSD) NTNV_802.11ac(VHT40)_SISO_5230MHz_ANT1
ANT=1 (SISO)
RBW=1MHz
VBW=3MHz
Detector=RMS
Trace=Average
Sweep Point=1001
Sweep Time=1ms
Meas Value: 1.61dBm
DCCF: 0.26dB
PSD:
Marker1: 1.87dBm
Marker:
1: 5216.400 MHz
1.61dBm
SUM
Level (dBm)
Frequency (MHz)
5190.0
5270.0
10
0
−10
−20
−30
−40
−50
−60
−70
−80
−90
1

5. Frequency Stability

5.1 Test Result

Test Condition	Test Mode	Test Frequency [MHz]	Ant	Result [ppm]	Limit [ppm]	Verdict
NTNV	Carrier	5180	1	-7.72	<=20	PASS
		5200	1	-7.69	<=20	PASS
		5240	1	-11.45	<=20	PASS
		5190	1	-7.71	<=20	PASS
		5230	1	-7.65	<=20	PASS

------End------